THE UNIVERSITY OF GEORGIA
COLLEGE OF AGRICULTURAL & ENVIRONMENTAL SCIENCES

2012 Georgia Farm Gate Value Report

Compiled and published annually by

The Center for Agribusiness & Economic Development

AR-13-01
November 2013

Dear Farm Gate User:

We are pleased to present the 2012 Farm gate Value Report (FGVR). The FGVR is compiled from a survey of Georgia Cooperative Extension county agents and commodity specialists for the purpose of providing annual county-level information for the value of all food and fiber commodities grown in the state.

Continuing changes within Georgia Cooperative Extension and the Center for Agribusiness and Economic Development have presented challenges in terms of resources available for compiling the 2012 FGVR. However, all reasonable effort has been given to verify and validate information included in this report in an effort to maintain the integrity and credibility established by the FGVR.

The 2012 FGVR indicates that Georgia's total agricultural production value of $13.88 billion was up a healthy $931.2 million (+7.2%) from 2011. All commodity groups Except Fruits and Nuts experienced gain in value. Agriculture and Nature based tourism value increased by $67,421,493 (+53.2%), Row and Forage group by $304,745,198 (+10.3%), Vegetables by $154,326,531 (+19.8%), Livestock and Aquaculture by $220,890,741 (+17.2%), Poultry and Eggs by $257,354,864 (+4.7%), Forestry group by $61,588,322 (+11.3%) and Ornamental Horticulture value increased by $180,651,122 (+31.8%)[1].

The Fruits and Nuts group experienced a decrease of $107,817,264 (-16.5%). Despite a decrease in value of $204,311,364 (-13.5%) from 2011, cotton continues to be the row crop with largest farm gate value of $1,303,963,388. Broilers remained the commodity with the largest farm gate value of $4,698,860,078, a slight increase of 0.07% from 2011. However, percent contribution of broilers to the total farm gate value dropped from 36.03% in 2011 to 33.59% in 2012.

We hope that the 2012 Georgia Farm Gate Value Report will be a useful reference tool. This data may be accessed online at the Georgia Statistics Systems web site, www.georgiastats.uga.edu, and in Adobe Acrobat format at the center for Agribusiness & Economic Development website, www.caed.uga.edu. We encourage the users to access more detailed reporting of Georgia Farm Gate Value data at http://farmgate.caes.uga.edu/.

Sincerely,

Kent Wolfe
Center Director

Karen Stubbs
Research Professional II, Farm Gate Coordinator

[1] An increase in the total value of Ornamental Horticulture-Other category may be partially attributed to a change in survey methodology which included a broader variety of commodities.

Acknowledgements

Special thanks to the Office of Information Technology, College of Agricultural and Environmental Sciences, for the support and maintenance of the Farm Gate database and Web site.

We appreciate the work of the Georgia Cooperative Extension Specialists who were consulted in the process of organizing this report along with the Georgia Cooperative Extension Agents and the Program Development Coordinators who provided information for the Farm Gate Value Report.

A Comparison of Agricultural Data Sources

In addition to the Farm Gate Value Report (FGVR), users of agricultural data in the state of Georgia have had a variety of available resources including Georgia Agricultural Facts (Ag Facts), and The Census of Agriculture (Census). Historically, the Georgia Agricultural Statistics Service has published Ag Facts annually. However, the Georgia Agricultural Facts was discontinued after the 2009 issue due to budget and resource cuts. The Georgia Agricultural Statistics Service continues to publish much of the information and post it to their website, but Ag Facts is not available in the previous format. The Census is produced every five years by the United States Department of Agriculture. Georgia Cooperative Extension compiles the FGVR typically each spring to capture the prior year's information. Since each of these reports measure different variables in different ways, it is likely that numbers taken from one report will not exactly match those from another report for similar commodities.

The FGVR relies exclusively on Cooperative Extension personnel to provide production information. Each year a survey is distributed to each county Extension office for completion by the county agent. For crops, individual agents are asked to supply county acreage and yields. A suggested price for each crop (determined by Extension specialists) is provided. The price for crops includes an adjustment for all government payments directly associated with the production of the crop and should provide a better indication of the value of the crop. Individual agents have the option of adjusting the price based on county conditions. For livestock, inventory numbers are requested and a formula is then applied to calculate average production for the year and value of production for the county.

Although Ag Facts also reports annual data, the types of data and sources differ from the FGVR. Ag Facts surveys a wide range of producers, farmers, agribusinesses and Extension personnel and conducts some field observations. Furthermore, while the FGVR focuses only on value of production data, not all of Ag Facts data is value of production. For some commodities, most notably livestock, sales or cash receipts are used instead. Cash receipts measure the value of marketings for the year, regardless of the year in which the commodity was produced. Another difference between the FGVR and Ag Facts is that the FGVR has county-level value of production data for all of its commodities. Finally, the FGVR contains some commodities which are unavailable in Ag Facts.

TABLE OF CONTENTS

Letter to Farm Gate Users ____ i

Acknowledgements; A Comparison of Agricultural Data Sources ____ ii

STATE SUMMARIES ____ 1-9
- Agricultural Commodity Rankings ____ 1
- Annual Comparison of Farm Gate Value by Commodity Group; 2005-2012 ____ 2
- Top Ten Agricultural Commodities and Farm Gate Value by Commodity Group, graphs ____ 3-4
- Summary Tables ____ 5-7
- Farm Gate GROWER Value by County ____ 8
- Farm Gate TOTAL Value by County ____ 9

MAPS OF FARM GATE VALUE BY COMMODITY GROUP ____ 10-14
- Total Value, Grower Value ____ 10
- Row & Forage Crops, Fruits & Nuts ____ 11
- Vegetables, Ornamental Horticulture ____ 12
- Forestry & Products, Livestock & Aquaculture ____ 13
- Poultry & Egg, Other Income ____ 14

ROW & FORAGE CROPS ____ 15-43
- Barley ____ 16-17
- Corn ____ 18-19
- Cotton ____ 20-21
- Hay ____ 22-23
- Oats ____ 24-25
- Peanuts ____ 26-27
- Rye ____ 28-29
- Silage ____ 30-31
- Sorghum ____ 32-33
- Soybeans ____ 34-35
- Straw ____ 36-37
- Tobacco ____ 37-39
- Wheat ____ 40-41
- Miscellaneous Row & Forage Crops ____ 42
- Total Row & Forage Crops Farm Gate Value ____ 43

FRUITS & NUTS ____ 44-60
- Apples ____ 45-46
- Blackberries ____ 47-48
- Blueberries ____ 49-50
- Grapes ____ 51-52
- Peaches ____ 53-54
- Pecans ____ 55-56
- Strawberries ____ 57-58
- Miscellaneous Fruits & Nuts ____ 59
- Total Fruits & Nuts Farm Gate Value ____ 60

VEGETABLES ____ 61-94
- Bell Peppers ____ 62-63
- Cabbage ____ 64-65
- Cantaloupe ____ 66-67
- Cucumbers ____ 68-69
- Eggplant ____ 70-71
- Greens(collards, kale, lettuc,e mustard, spinach, turnip greens) ____ 72-73
- Okra ____ 74-75
- Onions ____ 76-77
- Other Peppers (banana, hot) ____ 78
- Other Vegetables ____ 79

Snap Beans 80-81
Southern Peas 82-83
Squash (yellow, winter) 84-85
Sweet Corn 86-87
Tomato 88-89
Watermelon 90-91
Zucchini 92-93
Total Vegetables Farm Gate Value 94

ORNAMENTAL HORTICULTURE 95-105
Container Nursery 96-97
Field Nursery 98-99
Greenhouse 100-101
Turfgrass 102-103
Miscellaneous Ornamental Horticulture 104
Total Ornamental Horticulture 105

FORESTRY & PRODUCTS 106-114
Christmas Trees 107-108
Pine Straw 109-110
Timber 111-112
Miscellaneous Forestry 113
Total Forestry & Products Farm Gate Value 114

FORESTRY & AQUACULTURE 115-145
Beef Cattle Finished Outside County 116-117
Beef Cows 118-119
Beef Stockers 120-121
Catfish 122-123
Dairy 124-125
Goats 126-127
Honeybees 128-129
Horses- Boarding, Breeding & Training 130-131
Horses- Raised 132-133
Pork- Farrow to Finish 134-135
Pork- Feeder 136-137
Pork- Finishing 138-139
Quail 140-141
Sheep 142-143
Miscellaneous Livestock 144
Total Livestock & Aquaculture Farm Gate Value 145

POULTRY & EGGS 146-158
Broilers 147-150
Breeder Pullet Units 151-152
Hatching Layers 153-154
Table Layers 155-156
Miscellaneous Poultry & Eggs 157
Total Poultry & Eggs Farm Gate Value 158

AG & NATURE BASED TOURISM and OTHER INCOME 159-173
Ag and Nature Based Tourism 160-161
Crop Insurance 162-163
Government Payments 164-165
Hunting Leases- Deer 166-167
Hunting Leases- Duck 168-169
Hunting Leases- Turkey 170-171
Miscellaneous Other Income 172
Total Ag & Nature Based Tourism and Other Income Farm Gate Value 173

2012 Georgia Agricultural Commodity Rankings

Rank	Commodity	Farm Gate	% of GA Total
1	Broilers	$4,698,860,078	33.84%
2	Cotton	$1,303,963,388	9.39%
3	Peanuts	$891,855,186	6.42%
4	Eggs	$792,868,250	5.71%
5	Beef	$537,688,093	3.87%
6	Timber	$523,290,282	3.77%
7	Corn	$507,140,881	3.65%
8	Horses	$342,171,919	2.46%
9	Dairy	$338,351,360	2.44%
10	Greenhouse	$259,160,015	1.87%
11	Pecans	$249,298,409	1.80%
12	Blueberries	$229,294,286	1.65%
13	Breeder Pullet Unit	$224,937,059	1.62%
14	Ag-based Tourism	$194,138,372	1.40%
15	Pork	$171,607,605	1.24%
16	Onions	$163,045,682	1.17%
17	Watermelon	$159,552,119	1.15%
18	Container Nursery	$141,767,646	1.02%
19	Hay	$130,368,410	0.94%
20	Soybeans	$126,664,100	0.91%
21	Misc. Vegetables	$114,739,943	0.83%
22	Bell Peppers	$108,814,073	0.78%
23	Wheat	$104,369,607	0.75%
24	Hunting Lease - Deer	$95,641,803	0.69%
25	Turfgrass	$83,700,746	0.60%
26	Sweet Corn	$79,209,882	0.57%
27	Field Nursery	$68,006,337	0.49%
28	Pine Straw	$58,766,800	0.42%
29	Silage	$53,010,200	0.38%
30	Snap Beans	$51,404,905	0.37%
31	Quail	$46,234,305	0.33%
32	Cabbage	$45,978,712	0.33%
33	Tobacco	$45,064,752	0.32%
34	Cucumbers	$43,371,337	0.31%
35	Tomato	$39,008,214	0.28%
36	Peaches	$33,867,850	0.24%
37	Greens (collards, kale, lettuce, mustard, spinach, turnip greens)	$33,011,004	0.24%
38	Straw	$32,672,238	0.24%
39	Zucchini	$27,257,213	0.20%
40	Cantaloupe	$21,968,530	0.16%
41	Sorghum	$18,631,094	0.13%
42	Honeybees	$17,488,270	0.13%
43	Goats	$17,356,138	0.13%
44	Eggplant	$17,339,586	0.12%
45	Squash (Yellow and Winter)	$16,706,584	0.12%
46	Rye	$11,149,942	0.08%
47	Christmas Trees	$10,201,575	0.07%
48	Strawberries	$9,871,698	0.07%
49	Apples	$9,482,967	0.07%
50	Southern Peas	$9,331,174	0.07%
51	Hunting Leases - Turkey	$8,285,409	0.06%
52	Catfish	$6,771,248	0.05%
53	Blackberries	$6,382,213	0.05%
54	Grapes	$6,107,478	0.04%
55	Oats	$5,950,222	0.04%
56	Other Peppers (banana and hot)	$4,321,351	0.03%
57	Sheep	$2,141,949	0.02%
58	Hunting Leases - Duck	$1,565,300	0.01%
59	Okra	$525,574	0.00%
60	Barley	$471,476	0.00%
	Crop Insurance	$61,995,265	0.45%
	Government Payments	$192,650,105	1.39%
	All Other Miscellaneous	$277,704,543	2.00%
	2012 Total Farm Gate Value	$13,884,552,747	

Annual Comparison of Farm Gate Value by Commodity

Commodity	2007	2008	2009	2010	2011	2012
Ag-based Tourism	80,251,704	78,231,051	83,068,838	90,422,182	126,716,879	194,138,372
Apples	752,510	5,916,644	6,758,360	7,596,900	8,795,169	9,482,967
Barley	120,711	115,042	181,045	129,422	267,237	471,476
Beef Cattle Finished Outside Co	23,812,020	21,287,747	20,577,017	26,650,560	23,909,967	34,726,244
Beef Cows	332,468,124	285,905,901	277,972,447	311,032,478	319,414,096	384,525,805
Beef Stockers	66,992,627	60,180,520	57,592,221	69,046,143	66,348,818	118,436,044
Blackberries	6,600,864	7,573,532	7,904,058	10,342,344	10,475,319	6,382,213
Blueberries	44,822,632	60,921,843	102,465,202	133,595,643	254,853,216	229,294,286
Breeder Pullet Unit	161,664,750	165,166,400	188,736,480	221,795,352	223,678,080	224,937,059
Broilers	4,715,194,764	4,886,977,280	4,421,181,714	4,591,024,507	4,667,682,292	4,698,860,078
Catfish	5,717,457	8,156,102	5,994,094	4,240,439	4,676,965	6,771,248
Christmas Trees	8,634,750	8,538,375	8,151,750	7,986,375	3,774,750	10,201,575
Corn	212,856,500	236,751,951	203,266,035	227,327,894	311,603,285	507,140,881
Cotton	628,800,267	584,120,198	712,666,755	1,166,526,022	1,508,274,752	1,303,963,388
Crop Insurance	93,439,386	107,397,080	96,189,876	117,411,444	222,331,126	61,995,265
Dairy	310,023,659	306,175,691	243,199,690	269,507,320	332,745,848	338,351,360
Eggs	549,714,874	592,973,078	572,149,060	570,240,252	567,964,150	792,868,250
Goats	15,480,331	15,209,919	16,394,238	22,236,094	21,625,638	17,356,138
Government Payments	319,318,054	311,070,587	252,127,033	317,965,090	226,967,248	192,650,105
Grapes	9,822,132	10,455,349	11,329,411	8,702,229	8,320,490	6,107,478
Greenhouse	268,766,728	261,673,990	263,196,439	248,494,122	275,900,999	259,160,015
Hay	137,414,580	144,911,814	155,118,653	146,741,117	196,848,652	130,368,410
Hogs, Farrow to Finish	33,490,775	31,088,454	21,459,527	34,820,997	28,750,855	33,071,332
Hogs, Feeder Pigs	27,519,079	36,300,155	21,877,847	59,890,631	60,175,479	112,229,948
Hogs, Finishing Only	20,777,326	22,969,283	20,459,179	21,096,000	24,565,927	26,306,325
Honeybees	18,666,467	16,557,716	17,889,132	16,382,145	19,304,336	17,488,270
Horses	429,569,500	413,576,500	397,876,700	362,368,000	322,478,524	342,171,919
Hunting Lease - Deer	107,204,418	102,439,208	103,723,788	101,350,404	97,810,004	95,641,803
Hunting Leases - Duck	1,869,000	1,948,530	2,077,750	2,224,270	2,008,350	1,565,300
Hunting Leases - Turkey	6,481,196	6,447,123	6,625,136	7,077,282	6,691,518	8,285,409
Miscellaneous (All Other)	70,383,039	84,165,885	76,036,527	65,413,269	86,223,504	277,704,543
Nursery - Container	215,132,375	190,217,960	210,443,858	170,649,216	143,042,671	141,767,646
Nursery - Field	101,114,375	91,698,285	90,644,554	78,761,642	70,733,854	68,006,337
Oats	6,562,161	9,493,258	7,206,105	5,834,012	6,759,419	5,950,222
Peaches	45,169,822	48,998,097	59,538,382	46,900,895	44,534,021	33,867,850
Peanuts	381,951,526	582,176,839	401,198,028	470,504,152	586,414,003	891,855,186
Pecans	128,499,337	125,932,662	170,979,661	233,941,290	319,538,540	249,298,409
Pine Straw	81,015,875	82,062,625	81,495,375	80,037,865	60,117,770	58,766,800
Quail	30,992,758	24,830,406	41,561,050	30,793,950	34,952,630	46,234,305
Rye	22,630,066	24,809,043	16,332,334	17,814,181	23,378,715	11,149,942
Sheep	694,163	847,350	1,029,671	1,360,781	1,665,700	2,141,949
Silage	30,969,385	45,184,550	44,931,437	38,020,710	59,053,284	53,010,200
Sorghum	9,224,102	12,189,560	7,468,351	11,495,257	17,418,364	18,631,094
Soybeans	69,364,653	115,880,243	168,450,779	113,640,059	65,479,034	126,664,100
Straw	42,219,938	44,078,741	31,976,192	29,970,250	19,070,675	32,672,238
Strawberries	5,118,430	4,820,431	4,920,533	6,519,883	6,530,753	9,871,698
Timber	500,864,049	472,414,381	401,524,348	480,347,745	470,297,585	523,290,282
Tobacco	65,307,713	69,564,849	53,187,922	46,364,983	53,776,268	45,064,752
Turfgrass	163,956,198	131,258,516	116,477,162	84,629,201	74,931,899	83,700,746
Vegetables - Bell Peppers	100,131,847	105,300,645	129,281,103	77,771,160	76,967,186	108,814,073
Vegetables - Cabbage	40,116,806	35,437,543	37,632,602	35,472,075	35,856,263	45,978,712
Vegetables - Cantaloupe	23,806,672	20,696,968	29,062,290	28,604,174	26,898,569	21,968,530
Vegetables - Cucumbers	86,345,401	80,673,284	52,572,483	45,055,973	49,801,861	43,371,337
Vegetables - Eggplant	11,854,923	16,760,087	15,523,714	34,962,645	19,968,360	17,339,586
Vegetables - Greens	59,224,201	57,106,251	48,765,522	39,720,924	28,775,865	33,011,004
Vegetables - Okra	741,781	887,769	811,533	815,711	753,639	525,574
Vegetables - Onions	164,391,978	139,018,353	126,107,748	139,021,248	159,033,150	163,045,682
Vegetables - Other Peppers	7,437,660	12,539,294	10,484,270	5,731,373	5,097,248	4,321,351
Vegetables - Other Veg	72,456,144	66,496,031	97,683,309	103,620,855	111,818,983	114,739,943
Vegetables - Snap Beans	29,424,918	22,588,108	35,276,063	17,261,310	18,303,742	51,404,905
Vegetables - Southern Peas	9,447,165	10,968,397	12,107,146	9,557,626	8,733,846	9,331,174
Vegetables - Squash	26,395,591	25,019,023	21,454,258	21,930,566	24,600,189	16,706,584
Vegetables - Sweet Corn	93,785,132	69,132,140	83,028,604	52,924,554	62,381,477	79,209,882
Vegetables - Tomato	49,658,267	51,230,245	63,875,475	24,796,742	33,518,009	39,008,214
Vegetables - Watermelon	104,604,248	118,277,909	139,001,756	98,148,731	98,654,431	159,552,119
Vegetables - Zucchini	15,030,456	16,905,638	12,964,910	17,435,894	20,096,532	27,257,213
Wheat	61,889,659	121,707,481	57,489,981	62,406,657	83,175,081	104,369,607
Totals	11,566,159,994	11,922,405,911	11,256,734,510	12,002,461,213	12,953,313,087	13,884,552,747

2012 Georgia Top Ten Agricultural Commodities

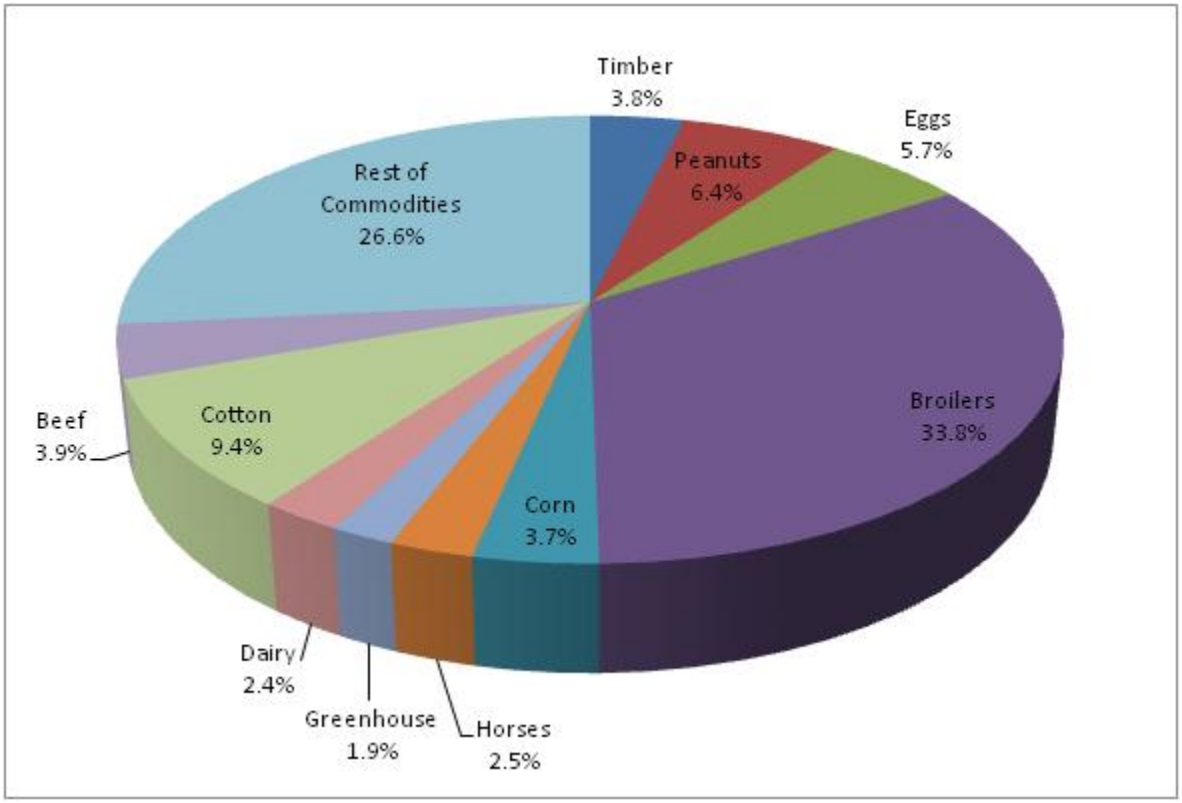

2012 Georgia Farm Gate TOTAL Value by Commodity Group

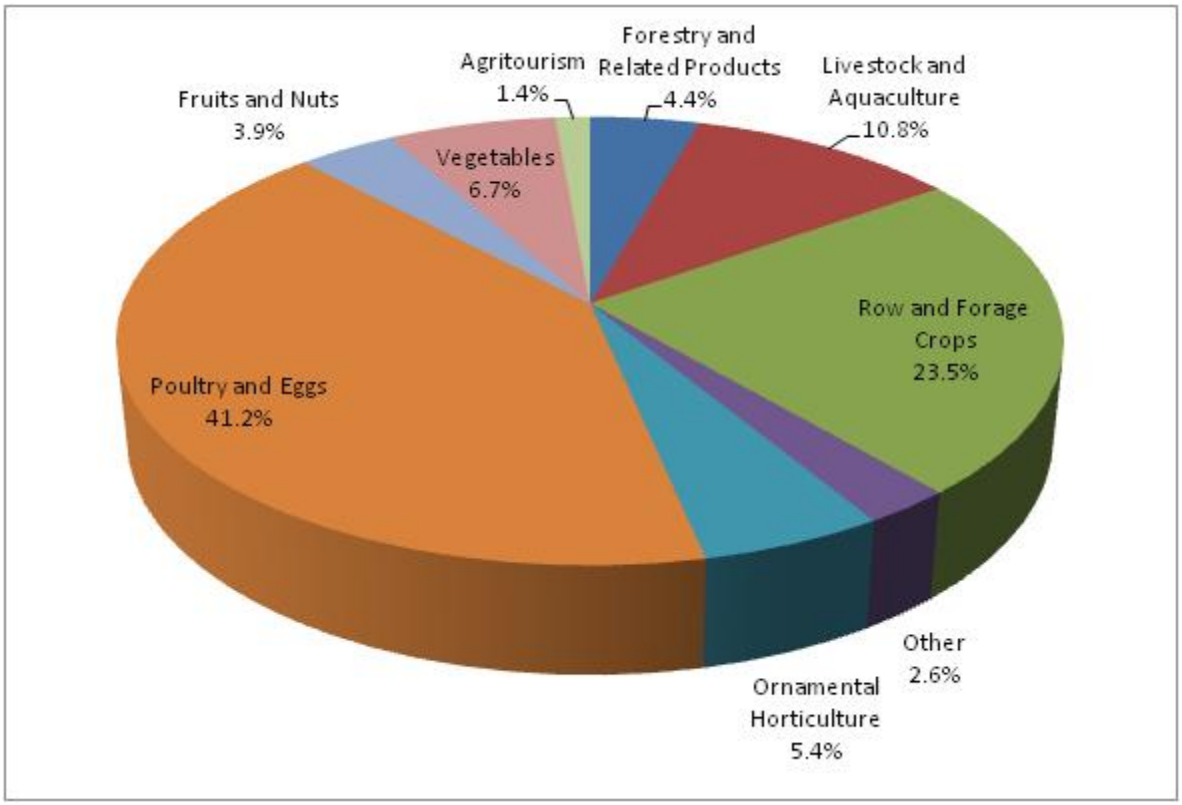

2012 Georgia Farm Gate GROWER Value by Commodity Group

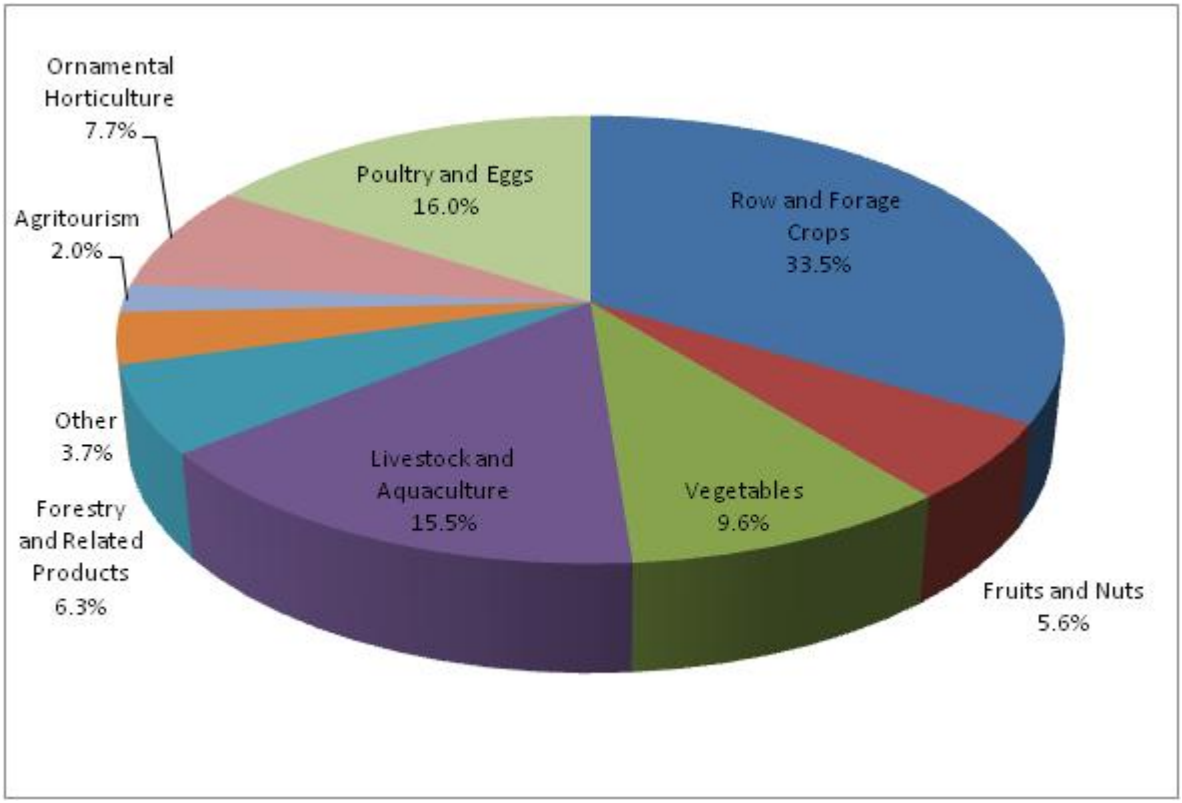

2012 Georgia Summary Tables

Top Ten Counties Total Farm Gate Value

County	Value	% of Total
Colquitt	$545,070,909	3.93%
Franklin	$399,575,898	2.88%
Mitchell	$389,291,987	2.80%
Jackson	$371,869,992	2.68%
Madison	$345,560,955	2.49%
Habersham	$327,899,045	2.36%
Hart	$322,935,903	2.33%
Coffee	$298,694,417	2.15%
Hall	$298,175,502	2.15%
Banks	$293,602,692	2.11%

Top Ten Counties Total Vegetables Value

County	Value	% of Total
Colquitt	$179,431,865	19.18%
Echols	$121,601,545	13.00%
Tift	$85,778,592	9.17%
Toombs	$80,980,286	8.66%
Tattnall	$72,789,916	7.78%
Decatur	$53,818,788	5.75%
Mitchell	$29,426,723	3.15%
Brooks	$26,813,438	2.87%
Cook	$17,927,730	1.92%
Bulloch	$17,880,074	1.91%

Top Ten Counties Total GROWER Value (all except broiler-integrator)

County	Value	% of Total
Colquitt	$545,070,909	3.93%
Franklin	$399,575,898	2.88%
Mitchell	$389,291,987	2.80%
Jackson	$371,869,992	2.68%
Madison	$345,560,955	2.49%
Habersham	$327,899,045	2.36%
Hart	$322,935,903	2.33%
Coffee	$298,694,417	2.15%
Hall	$298,175,502	2.15%
Banks	$293,602,692	2.11%

Top Ten Counties Total Ornamental Horticulture Value

County	Value	% of Total
Richmond	$85,230,375	11.39%
Columbia	$83,893,500	11.21%
Grady	$36,096,307	4.82%
McDuffie	$33,678,160	4.50%
Clarke	$29,846,351	3.99%
Gwinnett	$26,204,104	3.50%
Paulding	$21,340,788	2.85%
Coffee	$16,781,785	2.24%
Oconee	$15,007,445	2.00%
Bartow	$13,786,658	1.84%

Top Ten Counties Total Row & Forage Value

County	Value	% of Total
Mitchell	$138,233,196	4.24%
Worth	$109,349,132	3.36%
Decatur	$104,216,379	3.20%
Colquitt	$101,646,435	3.12%
Early	$101,573,782	3.12%
Dooly	$99,019,611	3.04%
Miller	$94,755,116	2.91%
Bulloch	$94,223,407	2.89%
Burke	$93,022,652	2.86%
Seminole	$82,883,964	2.54%

Top Ten Counties Total Forestry & Products Value

County	Value	% of Total
Wayne	$19,590,165	3.22%
Jenkins	$18,627,195	3.06%
Clinch	$16,814,533	2.76%
Telfair	$15,547,000	2.55%
Emanuel	$14,678,763	2.41%
Charlton	$14,476,372	2.38%
Screven	$13,473,713	2.21%
Laurens	$11,811,573	1.94%
Ware	$11,473,729	1.88%
Jeff Davis	$10,970,733	1.80%

Top Ten Counties Total Fruits & Nuts Value

County	Value	% of Total
Bacon	$91,452,631	16.71%
Appling	$66,400,740	12.13%
Dougherty	$38,107,235	6.96%
Clinch	$27,758,000	5.07%
Mitchell	$21,151,068	3.86%
Peach	$18,082,050	3.30%
Macon	$17,292,980	3.16%
Lee	$16,859,904	3.08%
Screven	$11,098,100	2.03%
Ware	$10,884,875	1.99%

Top Ten Counties Total Livestock & Aquaculture Value

County	Value	% of Total
Oglethorpe	$79,474,475	5.29%
Tattnall	$49,916,810	3.32%
Brooks	$49,178,653	3.27%
Macon	$49,097,370	3.27%
Morgan	$48,243,847	3.21%
Coweta	$44,153,320	2.94%
Burke	$32,565,855	2.17%
Mitchell	$32,376,776	2.15%
Jackson	$29,417,054	1.96%
Greene	$28,330,502	1.88%

Top Ten Counties Total Poultry & Egg Value

County	Value	% of Total
Franklin	$371,182,760	6.48%
Jackson	$334,261,200	5.84%
Madison	$325,177,500	5.68%
Habersham	$298,840,464	5.22%
Hart	$288,586,371	5.04%
Banks	$275,679,511	4.81%
Hall	$254,664,032	4.45%
Colquitt	$222,416,221	3.88%
Carroll	$219,793,863	3.84%
Gilmer	$189,872,598	3.32%

Top Ten Counties Total AG Tourism & Other Income Gate Value

County	Value	% of Total
Mitchell	$55,412,500	28.54%
Glynn	$41,647,720	21.45%
Thomas	$15,782,475	8.13%
Toombs	$7,500,000	3.86%
Gilmer	$6,340,000	3.27%
Fannin	$5,542,000	2.85%
Jasper	$3,991,650	2.06%
Putnam	$3,534,350	1.82%
Towns	$2,635,000	1.36%
Troup	$2,312,000	1.19%

Top Ten Commodities

Commodity	Value	% of Total
Broilers	4698860078	33.84%
Cotton	1303963388	9.39%
Peanuts	891855186	6.42%
Eggs	792868250	5.71%
Beef	537688093	3.87%
Timber	523290282	3.77%
Corn	507140881	3.65%
Horses	342171919	2.46%
Dairy	338351360	2.44%
Greenhouse	259160015	1.87%

Top Ten Vegetables

Commodity	Value	% of Total
Onions	$163,045,682	17.42%
Watermelon	$159,552,119	17.05%
Bell Peppers	$108,814,073	11.63%
Sweet Corn	$79,209,882	8.46%
Snap Beans	$51,404,905	5.49%
Cabbage	$45,978,712	4.91%
Cucumbers	$43,371,337	4.63%
Tomato	$39,008,214	4.16%
Carrots	$28,713,186	3.06%
Zucchini	$27,257,213	2.91%

Farm Gate Grower Value (Total value less broiler integrator value) Ranked by Commodity Group

County	Value	% of Total
Row & Forage Crops	$3,257,481,988	23.46%
Poultry & Eggs	$1,555,510,873	11.20%
Livestock & Aquaculture	$1,503,356,122	10.83%
Vegetables	$935,585,880	6.74%
Ornamental Horticulture	$748,543,045	5.39%
Forestry & Products	$608,753,107	4.38%
Other Income	$557,097,254	4.01%
Fruits & Nuts	$547,449,114	3.94%

Total Farm gate Value Ranked by Commodity Group

County	Value	% of Total
Poultry & Eggs	$5,726,286,237	41.24%
Row & Forage Crops	$3,257,481,988	23.46%
Livestock & Aquaculture	$1,503,356,122	10.83%
Vegetables	$935,585,880	6.74%
Ornamental Horticulture	$748,543,045	5.39%
Forestry & Products	$608,753,107	4.38%
Other Income	$557,097,254	4.01%
Fruits & Nuts	$547,449,114	3.94%

Total Farm Gate Value By Cooperative Extension District

District	Value	% of Total
Northeast	$4,475,647,143	32.23 %
Northwest	$1,711,817,791	12.33 %
Southeast	$2,908,651,613	20.95 %
Southwest	$4,788,436,193	34.49 %

Total Farm Gate Value by U.S. Congressional District*

District	Value
District 1	$1,900,241,924
District 2	$3,187,355,620
District 3	$608,820,566
District 4	$47,759,405
District 5	$19,836,678
District 6	$72,262,296
District 7	$140,818,534
District 8	$1,788,771,819
District 9	$1,377,196,560
District 10	$3,337,281,394
District 11	$767,079,098
District 12	$1,512,349,003
District 13	$47,303,370

***Counties in multiple districts are counted 100% in each.**

Total GROWER Value, 2012 (excludes broiler-integrator)

Rank	Commodity	Farm Gate
7	Appling	$177,542,182
63	Atkinson	$58,470,480
14	Bacon	$153,817,758
37	Baker	$91,355,373
41	Baldwin	$86,423,929
109	Banks	$22,417,333
138	Barrow	$14,105,014
81	Bartow	$42,547,231
56	Ben Hill	$66,388,581
27	Berrien	$104,231,311
150	Bibb	$7,383,971
54	Bleckley	$67,901,990
99	Brantley	$24,922,162
8	Brooks	$174,903,664
139	Bryan	$13,705,203
11	Bulloch	$164,251,203
16	Burke	$147,022,705
130	Butts	$16,211,103
45	Calhoun	$83,247,522
143	Camden	$11,854,578
29	Candler	$102,331,734
85	Carroll	$35,920,592
137	Catoosa	$14,256,247
120	Charlton	$18,867,500
154	Chatham	$5,106,398
155	Chattahoochee	$4,637,115
113	Chattooga	$20,146,842
89	Cherokee	$33,073,687
86	Clarke	$35,243,057
91	Clay	$29,215,275
144	Clayton	$11,420,589
68	Clinch	$52,568,308
55	Cobb	$67,487,280
9	Coffee	$169,559,803
1	Colquitt	$322,654,688
30	Columbia	$101,851,326
48	Cook	$74,226,247
65	Coweta	$53,649,694
112	Crawford	$20,999,779
34	Crisp	$96,686,607
129	Dade	$16,355,685
140	Dawson	$12,295,883
5	Decatur	$194,871,764
158	DeKalb	$4,337,829
58	Dodge	$63,662,524
17	Dooly	$137,130,498
36	Dougherty	$95,853,919
156	Douglas	$4,519,598
21	Early	$130,412,653
15	Echols	$153,059,829
57	Effingham	$66,168,434
127	Elbert	$16,884,065
51	Emanuel	$71,009,102
64	Evans	$54,165,816
132	Fannin	$15,555,363
119	Fayette	$19,086,136
80	Floyd	$42,643,695
39	Forsyth	$90,566,341
93	Franklin	$28,393,138
78	Fulton	$42,948,080
111	Gilmer	$21,689,494
131	Glascock	$15,800,370
38	Glynn	$90,877,841
82	Gordon	$41,243,673
18	Grady	$135,697,709
74	Greene	$46,398,121
26	Gwinnett	$104,811,243
28	Habersham	$104,165,442
77	Hall	$43,511,470
124	Hancock	$17,566,980
146	Haralson	$10,732,974
12	Harris	$156,887,931
67	Hart	$52,715,155
149	Heard	$8,998,308
115	Henry	$20,001,699
92	Houston	$29,131,518
2	Irwin	$313,159,692
49	Jackson	$72,128,093
62	Jasper	$58,613,907
61	Jeff Davis	$60,673,158
44	Jefferson	$83,969,726
59	Jenkins	$63,207,971
94	Johnson	$28,140,166
136	Jones	$14,329,683
123	Lamar	$17,839,376
102	Lanier	$24,336,485
69	Laurens	$51,845,661
23	Lee	$113,695,930
152	Liberty	$6,886,034
116	Lincoln	$19,941,186
114	Long	$20,080,169
46	Lowndes	$81,833,513
90	Lumpkin	$31,293,053
4	Macon	$194,901,353
97	Madison	$25,645,229
135	Marion	$14,533,021
73	McDuffie	$47,752,568
151	McIntosh	$7,171,510
84	Meriwether	$40,416,785
20	Miller	$130,732,074
3	Mitchell	$293,576,950
133	Monroe	$15,032,005
71	Montgomery	$49,776,174
40	Morgan	$88,356,887
148	Murray	$9,232,409
159	Muscogee	$2,641,651
118	Newton	$19,153,589
50	Oconee	$71,583,283
32	Oglethorpe	$98,066,743
95	Paulding	$27,480,436
75	Peach	$44,911,360
147	Pickens	$9,682,259
60	Pierce	$62,459,707
142	Pike	$11,920,192
128	Polk	$16,837,614
22	Pulaski	$125,383,588
79	Putnam	$42,825,579
157	Quitman	$4,346,308
105	Rabun	$23,168,755
52	Randolph	$69,387,665
33	Richmond	$97,002,095
122	Rockdale	$17,949,884
153	Schley	$6,205,376
43	Screven	$84,265,179
24	Seminole	$110,358,154
134	Spalding	$14,602,360
121	Stephens	$18,650,211
101	Stewart	$24,619,333
25	Sumter	$105,939,377
110	Talbot	$21,742,708
100	Taliaferro	$24,720,840
6	Tattnall	$185,060,964
117	Taylor	$19,334,453
70	Telfair	$50,403,679
47	Terrell	$77,095,854
35	Thomas	$96,009,171
10	Tift	$164,988,690
19	Toombs	$135,151,546
145	Towns	$11,269,924
125	Treutlen	$17,266,381
126	Troup	$17,252,799
42	Turner	$85,263,366
98	Twiggs	$25,250,952
107	Union	$22,876,274
104	Upson	$23,484,050
106	Walker	$23,007,501
87	Walton	$34,461,822
72	Ware	$48,156,881
96	Warren	$27,397,142
66	Washington	$53,104,107
53	Wayne	$69,244,381
103	Webster	$24,117,718
76	Wheeler	$44,599,973
88	White	$34,423,341
108	Whitfield	$22,491,456
31	Wilcox	$99,148,027
83	Wilkes	$40,721,524
141	Wilkinson	$11,999,127
13	Worth	$156,434,933

Total Farm Gate Value, 2012

Rank	Commodity	Farm Gate
15	Appling	$220,186,342
38	Atkinson	$111,184,080
23	Bacon	$163,148,958
33	Baker	$122,156,973
135	Baldwin	$15,659,106
10	Banks	$293,602,693
108	Barrow	$34,938,503
55	Bartow	$92,058,366
73	Ben Hill	$65,974,366
34	Berrien	$121,367,845
147	Bibb	$9,191,087
94	Bleckley	$43,183,990
87	Brantley	$49,794,314
18	Brooks	$190,163,272
142	Bryan	$12,066,230
19	Bulloch	$179,548,288
27	Burke	$147,022,705
140	Butts	$13,772,550
42	Calhoun	$105,838,606
146	Camden	$10,736,328
78	Candler	$60,317,991
13	Carroll	$252,156,158
95	Catoosa	$43,092,025
124	Charlton	$23,242,500
152	Chatham	$5,106,398
158	Chattahoochee	$516,135
125	Chattooga	$21,901,174
75	Cherokee	$63,846,208
89	Clarke	$47,281,457
113	Clay	$29,215,275
144	Clayton	$11,420,589
81	Clinch	$52,564,558
151	Cobb	$5,730,726
8	Coffee	$298,694,418
1	Colquitt	$545,070,910
52	Columbia	$96,756,318
45	Cook	$99,279,655
86	Coweta	$50,280,094
84	Crawford	$51,594,019
48	Crisp	$97,776,656
111	Dade	$32,226,421
82	Dawson	$52,117,778
17	Decatur	$201,055,412
155	DeKalb	$3,479,359
68	Dodge	$69,777,570
25	Dooly	$154,666,818
49	Dougherty	$97,461,343
156	Douglas	$3,061,819
30	Early	$133,018,592
26	Echols	$153,059,829
104	Effingham	$37,605,602
35	Elbert	$114,720,497
71	Emanuel	$66,955,631
67	Evans	$70,158,188
98	Fannin	$40,171,624
141	Fayette	$12,172,345
43	Floyd	$105,033,026
136	Forsyth	$14,596,454
2	Franklin	$399,575,898
153	Fulton	$4,936,730
16	Gilmer	$211,562,092
134	Glascock	$15,800,370
77	Glynn	$62,408,480
20	Gordon	$178,973,175
21	Grady	$169,869,397
74	Greene	$63,993,396
112	Gwinnett	$29,742,874
6	Habersham	$327,899,046
9	Hall	$298,175,501
138	Hancock	$14,422,020
100	Haralson	$40,085,934
117	Harris	$26,980,463
7	Hart	$322,935,901
70	Heard	$69,227,468
129	Henry	$18,690,147
109	Houston	$33,277,686
39	Irwin	$110,940,276
4	Jackson	$371,869,993
58	Jasper	$88,069,778
56	Jeff Davis	$91,529,742
60	Jefferson	$83,969,726
76	Jenkins	$63,207,971
115	Johnson	$27,570,838
130	Jones	$17,500,716
97	Lamar	$41,071,479
123	Lanier	$24,673,985
83	Laurens	$51,845,661
36	Lee	$113,695,930
150	Liberty	$6,886,034
139	Lincoln	$14,207,925
107	Long	$35,903,107
66	Lowndes	$70,754,314
92	Lumpkin	$44,439,099
14	Macon	$249,311,265
5	Madison	$345,560,955
90	Marion	$46,113,747
88	McDuffie	$47,752,568
149	McIntosh	$7,171,510
99	Meriwether	$40,105,745
32	Miller	$128,235,114
3	Mitchell	$389,291,987
101	Monroe	$39,611,155
105	Montgomery	$37,531,361
29	Morgan	$137,670,265
37	Murray	$111,602,859
159	Muscogee	$390,401
132	Newton	$16,931,193
63	Oconee	$80,225,104
12	Oglethorpe	$272,807,460
93	Paulding	$43,547,687
103	Peach	$37,704,160
79	Pickens	$58,763,375
72	Pierce	$66,077,878
127	Pike	$19,387,502
114	Polk	$27,608,854
41	Pulaski	$107,581,438
53	Putnam	$96,109,329
154	Quitman	$3,992,414
119	Rabun	$26,471,769
69	Randolph	$69,387,665
51	Richmond	$96,997,095
137	Rockdale	$14,537,172
110	Schley	$32,463,394
59	Screven	$84,280,804
40	Seminole	$110,041,354
148	Spalding	$8,222,407
65	Stephens	$72,330,781
122	Stewart	$24,815,755
31	Sumter	$130,587,467
126	Talbot	$21,742,708
157	Taliaferro	$3,019,897
11	Tattnall	$275,415,348
102	Taylor	$37,911,833
85	Telfair	$51,341,179
64	Terrell	$75,585,553
46	Thomas	$98,855,312
24	Tift	$161,487,499
28	Toombs	$140,746,381
145	Towns	$11,352,868
131	Treutlen	$17,266,381
133	Troup	$15,858,879
47	Turner	$98,273,286
128	Twiggs	$19,369,302
121	Union	$24,960,804
106	Upson	$36,678,487
57	Walker	$90,661,896
91	Walton	$44,609,510
80	Ware	$54,992,025
116	Warren	$27,396,142
96	Washington	$42,350,761
62	Wayne	$81,563,863
120	Webster	$25,646,384
118	Wheeler	$26,508,355
54	White	$93,375,732
61	Whitfield	$82,477,726
44	Wilcox	$101,772,510
50	Wilkes	$97,160,077
143	Wilkinson	$11,985,375
22	Worth	$167,496,365

Total Farm Gate Value
GA = $13,884,552,747

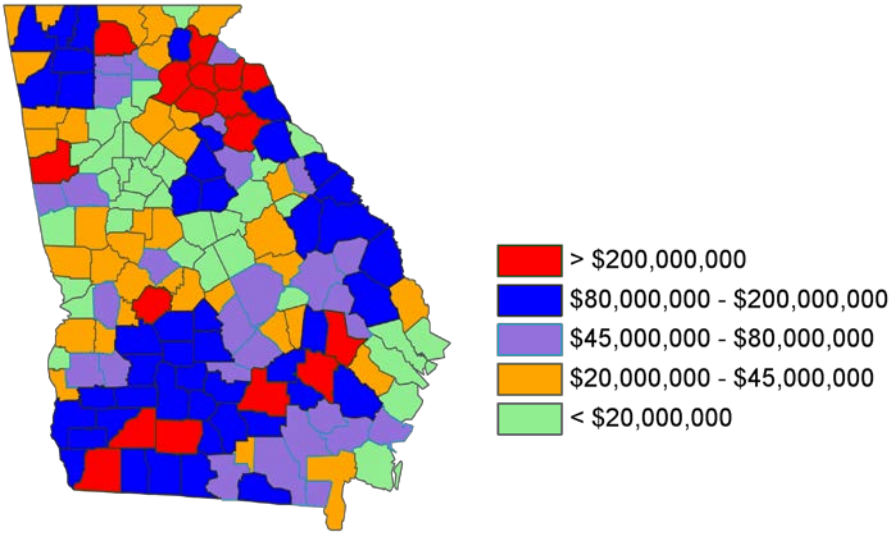

Grower Farm Gate Value
GA = $9,713,777,383

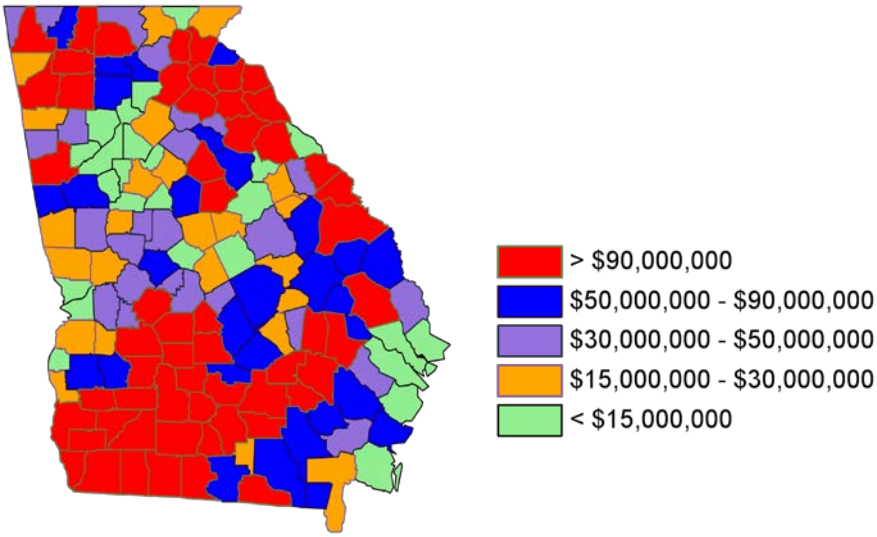

Row & Forage Crops Farm Gate Value
GA = $3,257,481,988

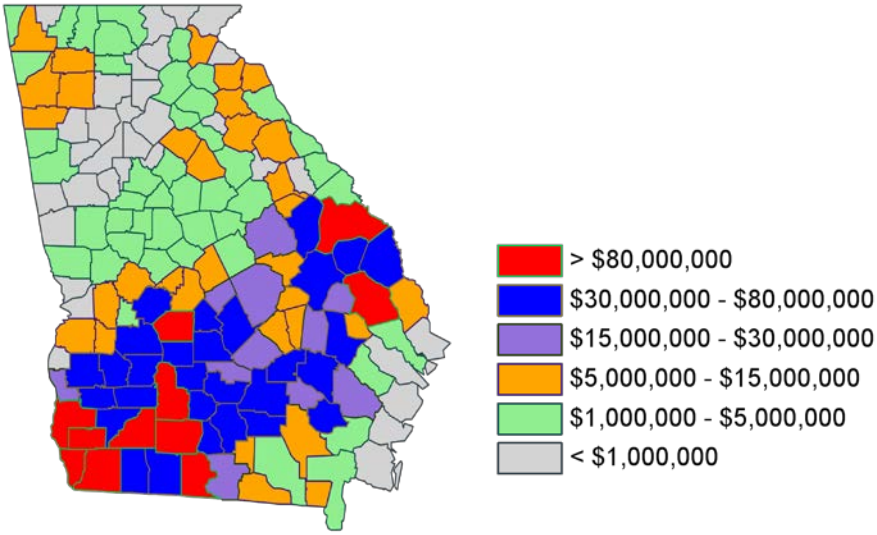

Fruit & Nut Crops Farm Gate Value
GA = $547,449,114

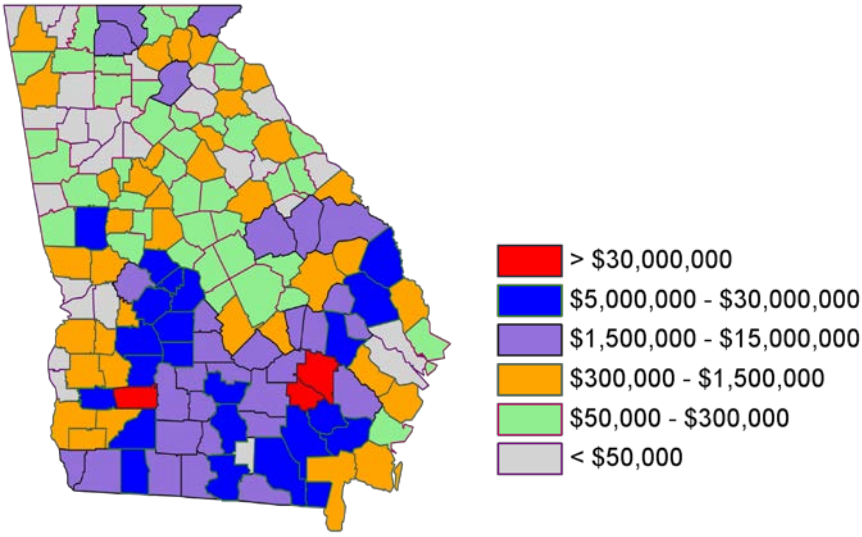

Vegetables Farm Gate Value
GA = $935,585,880

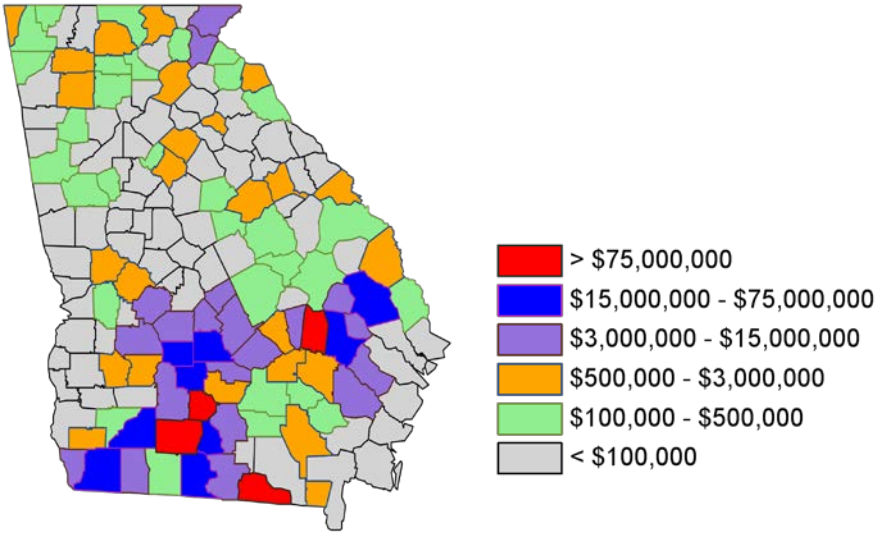

Ornamental Horticulture Farm Gate Value
GA = $748,543,045

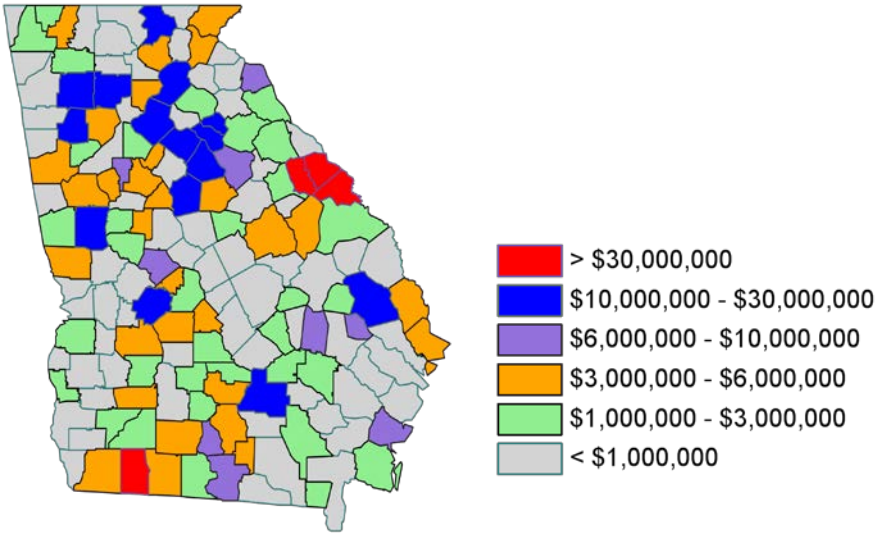

Forestry & Products Farm Gate Value
GA = $608,753,107

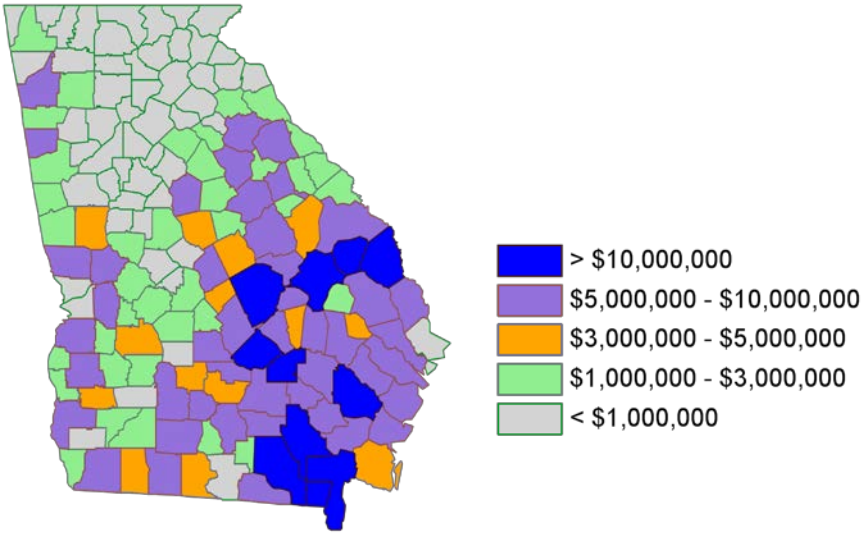

Livestock & Aquaculture Farm Gate Value
GA = $1,503,356,122

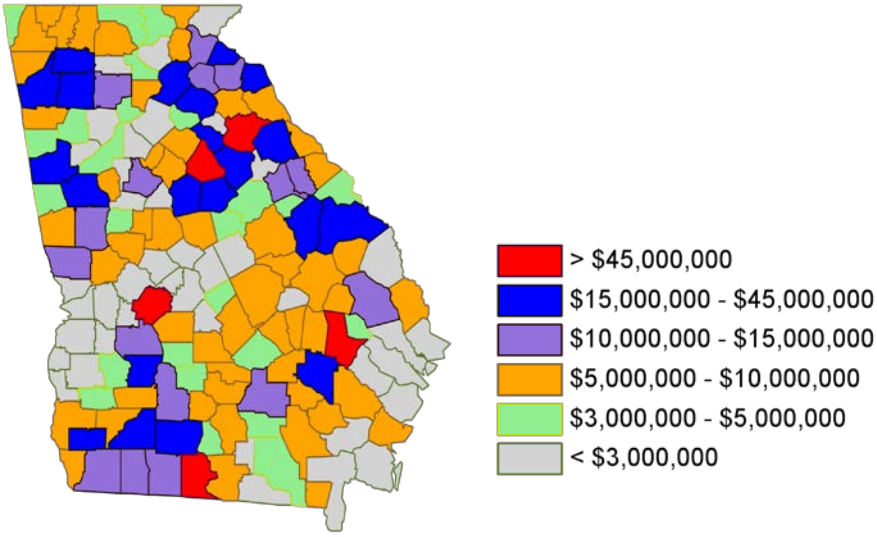

Poultry & Egg Farm Gate Value
GA = $5,726,286,237

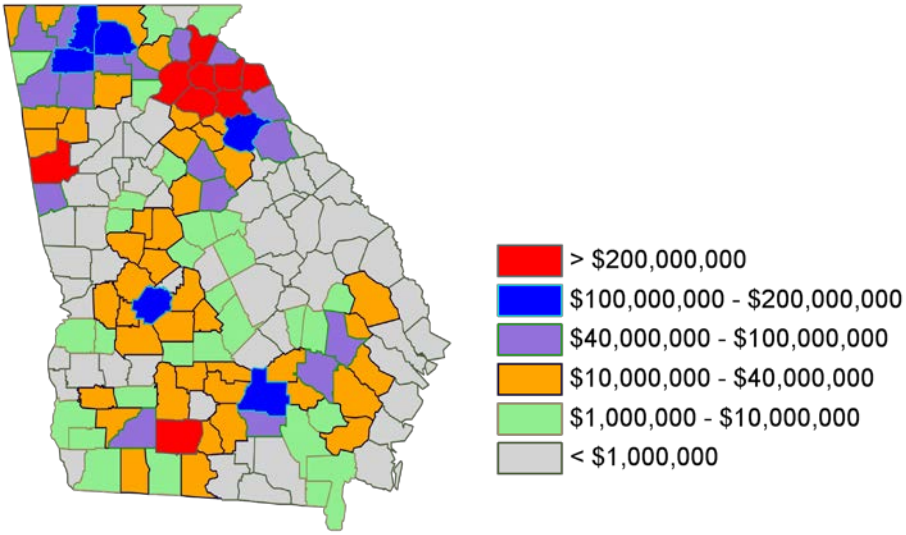

Other Income Farm Gate Value
GA = $557,097,254

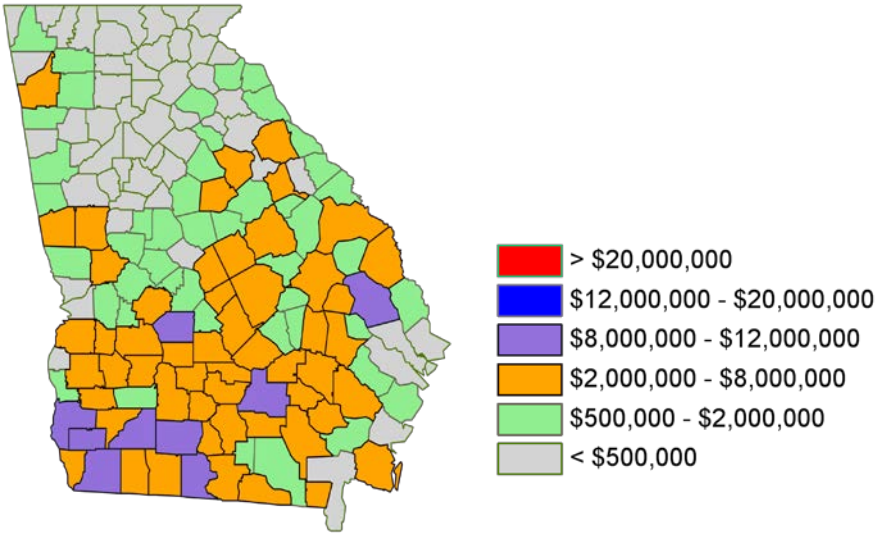

2012 Georgia Row and Forage Crops Farm Gate Value

$3,257,481,988

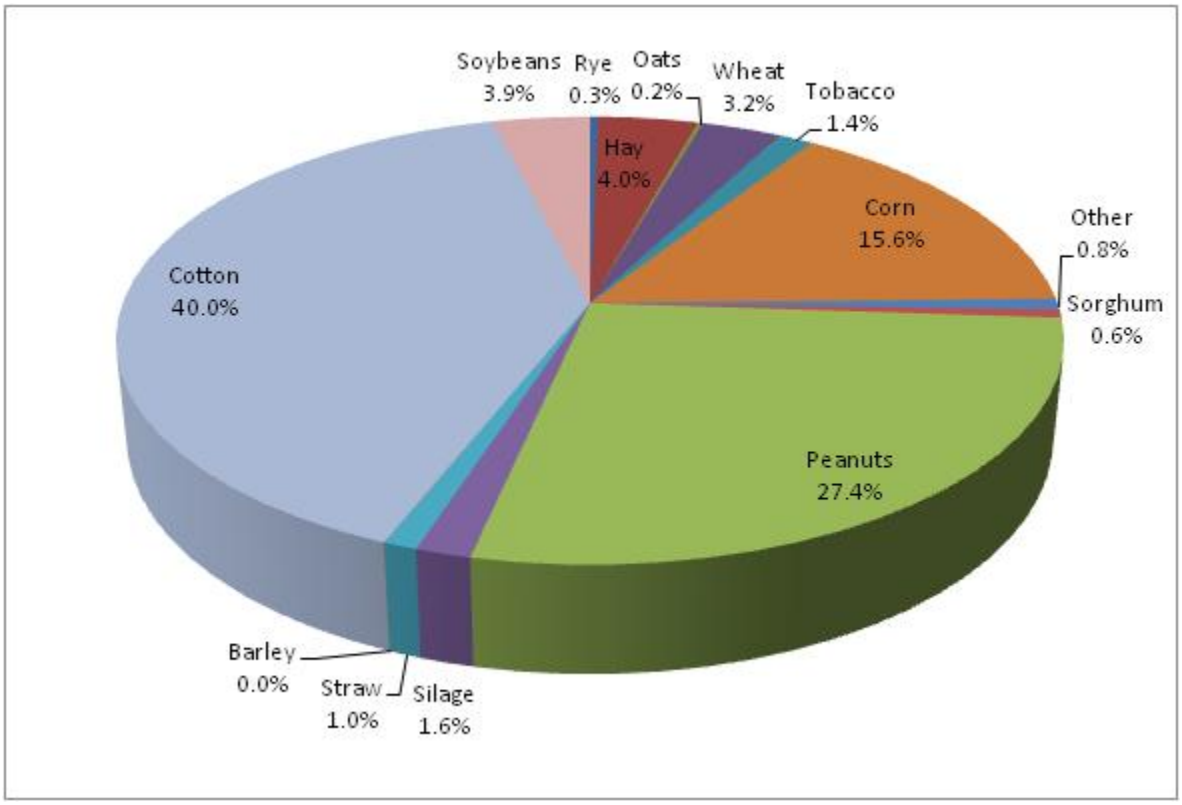

Barley Farm Gate Value 2012

Rank	County	Acres	Bu/Acre	$/Bu	Farm Gate
-	Appling				$0
-	Atkinson				$0
-	Bacon				$0
-	Baker				$0
-	Baldwin				$0
-	Banks				$0
-	Barrow				$0
-	Bartow				$0
-	Ben Hill				$0
-	Berrien				$0
-	Bibb				$0
-	Bleckley				$0
-	Brantley				$0
-	Brooks				$0
-	Bryan				$0
11	Bulloch	12	38	$6.00	$2,736
-	Burke				$0
8	Butts	25	1200	$5.40	$6,480
-	Calhoun				$0
-	Camden				$0
-	Candler				$0
-	Carroll				$0
-	Catoosa				$0
-	Charlton				$0
-	Chatham				$0
-	Chattahoochee				$0
-	Chattooga				$0
-	Cherokee				$0
-	Clarke				$0
-	Clay				$0
-	Clayton				$0
-	Clinch				$0
-	Cobb				$0
-	Coffee				$0
-	Colquitt				$0
-	Columbia				$0
-	Cook				$0
-	Coweta				$0
-	Crawford				$0
-	Crisp				$0
-	Dade				$0
-	Dawson				$0
-	Decatur				$0
-	DeKalb				$0
-	Dodge				$0
-	Dooly				$0
-	Dougherty				$0
-	Douglas				$0
-	Early				$0
-	Echols				$0
-	Effingham				$0
-	Elbert				$0
1	Emanuel	369	75	$5.40	$149,445
-	Evans				$0
-	Fannin				$0
-	Fayette				$0
-	Floyd				$0
-	Forsyth				$0
3	Franklin	200	50	$5.40	$54,000
-	Fulton				$0

Rank	County	Acres	Bu/Acre	$/Bu	Farm Gate
-	Gilmer				$0
-	Glascock				$0
-	Glynn				$0
2	Gordon	204.80	100	$5.40	$110,592
-	Grady				$0
-	Greene				$0
-	Gwinnett				$0
-	Habersham				$0
-	Hall				$0
-	Hancock				$0
-	Haralson				$0
-	Harris				$0
4	Hart	150	60	$5.40	$48,600
-	Heard				$0
3	Henry	200	50	$5.40	$54,000
-	Houston				$0
-	Irwin				$0
-	Jackson				$0
-	Jasper				$0
-	Jeff Davis				$0
-	Jefferson				$0
-	Jenkins				$0
10	Johnson	45	16	$5.40	$3,888
-	Jones				$0
-	Lamar				$0
-	Lanier				$0
6	Laurens	29	68	$5.40	$10,648
-	Lee				$0
-	Liberty				$0
-	Lincoln				$0
-	Long				$0
-	Lowndes				$0
-	Lumpkin				$0
10	Macon	18	40	$5.40	$3,888
-	Madison				$0
-	Marion				$0
-	McDuffie				$0
-	McIntosh				$0
-	Meriwether				$0
-	Miller				$0
-	Mitchell				$0
5	Monroe	40	45	$5.40	$11,880
-	Montgomery				$0
-	Morgan				$0
-	Murray				$0
-	Muscogee				$0
-	Newton				$0
-	Oconee				$0
-	Oglethorpe				$0
-	Paulding				$0
-	Peach				$0
-	Pickens				$0
-	Pierce				$0
-	Pike				$0
-	Polk				$0
-	Pulaski				$0
-	Putnam				$0
-	Quitman				$0
-	Rabun				$0
-	Randolph				$0

Rank	County	Acres	Bu/Acre	$/Bu	Farm Gate
-	Richmond				$0
-	Rockdale				$0
-	Schley				$0
9	Screven	25	30	$5.40	$4,050
-	Seminole				$0
-	Spalding				$0
-	Stephens				$0
-	Stewart				$0
-	Sumter				$0
-	Talbot				$0
-	Taliaferro				$0
-	Tattnall				$0
-	Taylor				$0
-	Telfair				$0
-	Terrell				$0
-	Thomas				$0
-	Tift				$0
-	Toombs				$0
-	Towns				$0
-	Treutlen				$0
-	Troup				$0
-	Turner				$0
-	Twiggs				$0
-	Union				$0
12	Upson	3	50	$6.00	$900
-	Walker				$0
-	Walton				$0
-	Ware				$0
-	Warren				$0
7	Washington	96	20	$5.40	$10,368
-	Wayne				$0
-	Webster				$0
-	Wheeler				$0
-	White				$0
-	Whitfield				$0
-	Wilcox				$0
-	Wilkes				$0
-	Wilkinson				$0
-	Worth				$0
	Totals & Avg.	**1,417**	**81.62**	**$4.08**	**$471,476**

Percent of Row & Forage 0.01%

Top Ten Counties by Value - Barley

County	Acres	Yield	Price	Farm Gate
Emanuel	369	75	$5.40	$149,445
Gordon	204.80	100	$5.40	$110,592
Franklin	200	50	$5.40	$54,000
Henry	200	50	$5.40	$54,000
Hart	150	60	$5.40	$48,600
Monroe	40	45	$5.40	$11,880
Laurens	29	68	$5.40	$10,648
Washington	96	20	$5.40	$10,368
Butts	25	1200	$5.40	$6,480
Screven	25	30	$5.40	$4,050

Top Ten Counties

For Barley

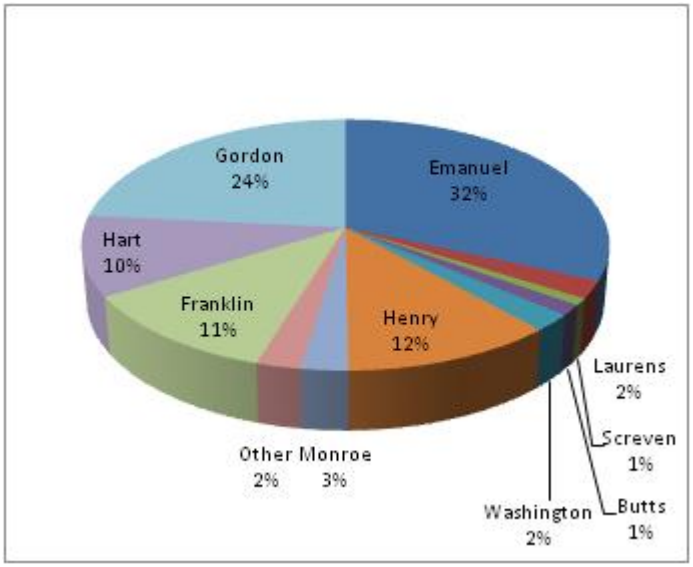

Corn Farm Gate Value 2012

Rank	County	Acres	Bu/Acre	$/Bu	Farm Gate
31	Appling	3,300	170	$7.50	$4,207,500
42	Atkinson	2,498	180	$7.50	$3,372,300
48	Bacon	1,998	180	$7.50	$2,697,300
6	Baker	14,000	185	$7.50	$19,425,000
82	Baldwin	450	180	$7.50	$607,500
109	Banks	150	130	$7.50	$146,250
-	Barrow				$0
51	Bartow	2,300	147	$7.50	$2,527,125
50	Ben Hill	1,612	210	$7.50	$2,538,900
30	Berrien	3,600	166	$7.50	$4,482,000
114	Bibb	72	180	$7.50	$97,200
26	Bleckley	3,692	190	$7.50	$5,261,100
73	Brantley	1,000	150	$7.50	$1,125,000
22	Brooks	3,600	230	$7.50	$6,210,000
94	Bryan	280	180	$7.50	$378,000
24	Bulloch	4,091	180	$7.50	$5,522,850
3	Burke	17,000	180	$7.50	$22,950,000
86	Butts	400	72000	$7.50	$540,000
7	Calhoun	12,074	200	$7.50	$18,111,000
-	Camden				$0
58	Candler	1,500	180	$7.50	$2,025,000
121	Carroll	21	180	$7.50	$28,350
108	Catoosa	115	180	$7.50	$155,250
84	Charlton	500	150	$7.50	$562,500
-	Chatham				$0
-	Chattahoochee				$0
60	Chattooga	1,324	180	$7.50	$1,787,400
-	Cherokee				$0
124	Clarke	0.30	180	$7.50	$405
55	Clay	1,609	185	$7.50	$2,232,487
-	Clayton				$0
100	Clinch	300	120	$7.50	$270,000
100	Cobb	200	180	$7.50	$270,000
20	Coffee	4,892	180	$7.50	$6,604,200
38	Colquitt	3,000	165	$7.50	$3,712,500
118	Columbia	75	155	$6.00	$69,750
65	Cook	935	200	$7.50	$1,402,500
123	Coweta	3	180	$7.50	$4,050
117	Crawford	56.10	180	$7.50	$75,735
75	Crisp	769.50	185	$7.40	$1,053,445
97	Dade	250	175	$7.75	$339,062
80	Dawson	475	190	$7.50	$676,875
4	Decatur	13,000	205	$8.50	$22,652,500
-	DeKalb				$0
28	Dodge	3,200	205	$7.50	$4,920,000
33	Dooly	2,745	195	$7.50	$4,014,562
1	Dougherty	22,300	200	$7.50	$33,450,000
-	Douglas				$0
12	Early	9,021	200	$7.50	$13,531,500
25	Echols	3,000	240	$7.50	$5,400,000
54	Effingham	1,665	180	$7.50	$2,247,750
99	Elbert	243	180	$7.50	$328,050
57	Emanuel	1,555	180	$7.50	$2,099,250
52	Evans	1,700	178	$7.70	$2,330,020
77	Fannin	600	180	$9.00	$972,000
-	Fayette				$0
39	Floyd	2,589.80	195	$7.50	$3,690,465
-	Forsyth				$0
70	Franklin	900	190	$7.50	$1,282,500
-	Fulton				$0

Rank	County	Acres	Bu/Acre	$/Bu	Farm Gate
69	Gilmer	725	200	$9.00	$1,305,000
61	Glascock	1,400	160	$7.35	$1,646,400
-	Glynn				$0
29	Gordon	3,617.10	180	$7.50	$4,883,085
16	Grady	8,515	173	$7.50	$11,048,212
107	Greene	126.40	180	$7.50	$170,640
122	Gwinnett	2	360	$7.50	$5,400
67	Habersham	1,000	180	$7.50	$1,350,000
74	Hall	804	180	$7.50	$1,085,400
89	Hancock	400	140	$7.40	$414,400
120	Haralson	24	80	$7.50	$32,400
84	Harris	500	150	$7.50	$562,500
76	Hart	750	180	$7.50	$1,012,500
98	Heard	250	180	$7.50	$337,500
91	Henry	300	180	$7.50	$405,000
43	Houston	2,496	180	$7.50	$3,369,600
17	Irwin	7,811	180	$7.50	$10,544,850
-	Jackson				$0
95	Jasper	500	100	$7.50	$375,000
34	Jeff Davis	2,907	180	$7.50	$3,924,450
9	Jefferson	9,400	210	$7.50	$15,510,000
41	Jenkins	2,627	185	$7.00	$3,401,965
64	Johnson	990	190	$7.50	$1,410,750
-	Jones				$0
93	Lamar	293	175	$7.50	$384,562
67	Lanier	1,000	180	$7.50	$1,350,000
23	Laurens	4,600	171	$7.50	$5,902,950
11	Lee	8,851	215	$7.50	$14,272,237
102	Liberty	175	170	$7.50	$223,125
98	Lincoln	250	180	$7.50	$337,500
87	Long	317	190	$7.50	$451,725
40	Lowndes	2,243	200	$8.00	$3,588,800
116	Lumpkin	60	170	$7.50	$76,500
19	Macon	5,139.30	180	$7.50	$6,938,055
-	Madison				$0
63	Marion	1,400	150	$7.50	$1,575,000
83	McDuffie	422	180	$7.50	$569,700
-	McIntosh				$0
85	Meriwether	405	180	$7.50	$546,750
8	Miller	11,669	205	$7.50	$17,941,087
2	Mitchell	15,726	215	$7.50	$25,358,175
112	Monroe	98	180	$7.50	$132,300
49	Montgomery	1,616	210	$7.50	$2,545,200
92	Morgan	294	180	$7.50	$396,900
66	Murray	1,027.90	180	$7.50	$1,387,665
-	Muscogee				$0
119	Newton	50	150	$7.90	$59,250
103	Oconee	150	180	$7.50	$202,500
71	Oglethorpe	975	175	$7.50	$1,279,687
100	Paulding	200	180	$7.50	$270,000
46	Peach	2,061	200	$7.50	$3,091,500
86	Pickens	400	180	$7.50	$540,000
21	Pierce	5,317	160	$7.50	$6,539,910
-	Pike				$0
70	Polk	950	180	$7.50	$1,282,500
35	Pulaski	2,900	180	$7.50	$3,915,000
106	Putnam	130	180	$7.50	$175,500
115	Quitman	125	120	$6.25	$93,750
105	Rabun	150	160	$7.50	$180,000
14	Randolph	8,200	205	$7.50	$12,607,500

Rank	County	Acres	Bu/Acre	$/Bu	Farm Gate
78	Richmond	565	180	$7.50	$762,750
103	Rockdale	150	180	$7.50	$202,500
-	Schley				$0
18	Screven	4,981	200	$7.50	$7,471,500
5	Seminole	11,200	205	$8.50	$19,516,000
-	Spalding				$0
110	Stephens	110	175	$7.50	$144,375
96	Stewart	384	120	$7.50	$345,600
10	Sumter	10,000	191	$7.50	$14,325,000
113	Talbot	125	100	$9.00	$112,500
-	Taliaferro				$0
25	Tattnall	4,000	180	$7.50	$5,400,000
-	Taylor				$0
32	Telfair	2,680	200	$7.50	$4,020,000
13	Terrell	9,582	180	$7.50	$12,935,700
37	Thomas	2,803	180	$7.50	$3,784,050
53	Tift	1,580	190	$7.50	$2,251,500
27	Toombs	3,716	180	$7.50	$5,016,600
-	Towns				$0
79	Treutlen	627.20	150	$7.50	$705,600
-	Troup				$0
36	Turner	2,537	200	$7.50	$3,805,500
88	Twiggs	312	180	$7.50	$421,200
-	Union				$0
113	Upson	100	150	$7.50	$112,500
59	Walker	1,750	140	$7.50	$1,837,500
81	Walton	600	150	$7.50	$675,000
56	Ware	1,800	140	$7.50	$2,160,000
104	Warren	470	60	$6.90	$194,580
44	Washington	2,219	200	$7.50	$3,328,500
45	Wayne	2,270	190	$7.50	$3,234,750
90	Webster	460	120	$7.50	$414,000
62	Wheeler	1,096.90	200	$7.50	$1,645,350
72	White	900	180	$7.50	$1,215,000
68	Whitfield	968.60	180	$7.50	$1,307,610
47	Wilcox	2,045	180	$7.50	$2,760,750
101	Wilkes	300	100	$7.50	$225,000
111	Wilkinson	100	180	$7.50	$135,000
15	Worth	7,914	180	$7.50	$11,277,450
	Totals & Avg.	**351,345**	**271.58**	**$5.31**	**$507,140,881**

Percent of Row & Forage 15.57%

Top Ten Counties by Value - Corn

County	Acres	Yield	Price	Farm Gate
Dougherty	22,300	200	$7.50	$33,450,000
Mitchell	15,726	215	$7.50	$25,358,175
Burke	17,000	180	$7.50	$22,950,000
Decatur	13,000	205	$8.50	$22,652,500
Seminole	11,200	205	$8.50	$19,516,000
Baker	14,000	185	$7.50	$19,425,000
Calhoun	12,074	200	$7.50	$18,111,000
Miller	11,669	205	$7.50	$17,941,087
Jefferson	9,400	210	$7.50	$15,510,000
Sumter	10,000	191	$7.50	$14,325,000

Top Ten Counties

For Corn

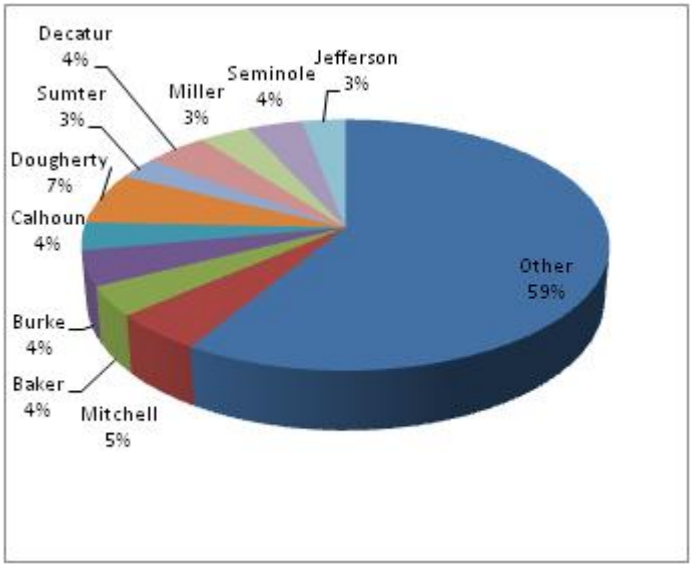

Cotton Farm Gate Value 2012

Rank	County	Acres	Lb/Acre	$/Lb	Farm Gate
16	Appling	31,230	1033	$0.90	$29,034,531
33	Atkinson	16,276	1027	$0.91	$15,211,061
32	Bacon	16,561	1027	$0.91	$15,477,413
30	Baker	17,000	1100	$0.91	$17,017,000
-	Baldwin				$0
-	Banks				$0
-	Barrow				$0
66	Bartow	2,004	1027	$0.91	$1,872,878
38	Ben Hill	11,420	1027	$1.11	$13,018,457
14	Berrien	32,107	1070	$0.91	$31,262,585
-	Bibb				$0
44	Bleckley	8,947	1100	$0.91	$8,955,947
75	Brantley	868.50	1027	$0.91	$811,674
6	Brooks	41,618	1200	$0.88	$43,948,608
65	Bryan	2,270	1027	$0.91	$2,121,473
5	Bulloch	44,789	1027	$0.91	$51,762,647
25	Burke	24,000	1027	$0.91	$22,429,680
-	Butts				$0
35	Calhoun	14,851.50	1035	$0.91	$13,987,885
-	Camden				$0
34	Candler	14,000	1200	$0.90	$15,120,000
-	Carroll				$0
-	Catoosa				$0
88	Charlton	95	1200	$0.91	$103,740
-	Chatham				$0
-	Chattahoochee				$0
82	Chattooga	349.20	1027	$0.97	$347,869
-	Cherokee				$0
-	Clarke				$0
53	Clay	8,217	850	$0.91	$6,355,849
-	Clayton				$0
69	Clinch	1,600	1027	$0.91	$1,495,312
-	Cobb				$0
15	Coffee	33,084	1027	$0.91	$30,919,313
1	Colquitt	62,000	1154	$0.91	$65,108,680
-	Columbia				$0
26	Cook	21,838	1100	$0.91	$21,859,838
-	Coweta				$0
76	Crawford	793.20	1027	$0.91	$741,300
13	Crisp	32,295	1135	$0.86	$31,523,149
-	Dade				$0
-	Dawson				$0
9	Decatur	32,018	1175	$0.91	$34,235,246
-	DeKalb				$0
29	Dodge	16,500	1150	$0.91	$17,267,250
2	Dooly	65,000	1100	$0.91	$65,065,000
55	Dougherty	5,000	1100	$0.91	$5,005,000
-	Douglas				$0
7	Early	34,542	1100	$0.91	$36,148,203
61	Echols	3,000	1200	$0.89	$3,204,000
54	Effingham	6,150	1027	$0.91	$5,747,605
83	Elbert	320	1020	$0.91	$297,024
27	Emanuel	19,441	1150	$0.91	$20,345,006
50	Evans	6,250	1180	$0.91	$6,711,250
-	Fannin				$0
-	Fayette				$0
62	Floyd	2,772	1043	$0.91	$3,027,024
-	Forsyth				$0
-	Franklin				$0
-	Fulton				$0

Rank	County	Acres	Lb/Acre	$/Lb	Farm Gate
-	Gilmer				$0
63	Glascock	3,600	980	$0.85	$2,998,800
-	Glynn				$0
-	Gordon				$0
12	Grady	31,700	1100	$0.91	$31,731,700
-	Greene				$0
-	Gwinnett				$0
-	Habersham				$0
-	Hall				$0
86	Hancock	310	740	$0.81	$185,814
-	Haralson				$0
-	Harris				$0
-	Hart				$0
-	Heard				$0
91	Henry	17.60	1027	$0.91	$16,448
-	Houston				$0
10	Irwin	35,032	1027	$0.91	$32,739,856
-	Jackson				$0
-	Jasper				$0
36	Jeff Davis	16,941	900	$0.91	$13,874,679
39	Jefferson	11,750	1175	$0.91	$12,563,687
28	Jenkins	18,136	1150	$0.91	$18,979,324
59	Johnson	3,398	1250	$0.91	$3,865,225
-	Jones				$0
84	Lamar	316	1027	$0.91	$295,324
48	Lanier	8,000	1027	$0.91	$7,476,560
46	Laurens	8,700	1076	$0.91	$8,518,692
37	Lee	14,729.90	1000	$0.91	$13,404,209
89	Liberty	101	1025	$0.91	$94,207
-	Lincoln				$0
87	Long	192	980	$0.91	$171,225
42	Lowndes	10,771	1100	$0.91	$10,781,771
-	Lumpkin				$0
31	Macon	17,384.60	1027	$0.91	$16,247,125
-	Madison				$0
81	Marion	443	1015	$0.91	$409,176
-	McDuffie				$0
-	McIntosh				$0
-	Meriwether				$0
8	Miller	29,535	1285	$0.91	$34,536,752
3	Mitchell	52,540.50	1350	$0.91	$64,546,004
90	Monroe	84	1027	$0.91	$78,503
51	Montgomery	6,048.20	1500	$0.91	$6,604,634
77	Morgan	750	1000	$0.90	$675,000
-	Murray				$0
-	Muscogee				$0
-	Newton				$0
78	Oconee	600	1000	$0.90	$540,000
-	Oglethorpe				$0
-	Paulding				$0
67	Peach	2,071	950	$0.91	$1,790,379
-	Pickens				$0
41	Pierce	13,884	850	$0.91	$11,370,996
-	Pike				$0
74	Polk	1,201	750	$0.91	$819,682
19	Pulaski	28,500	1027	$0.91	$26,635,245
-	Putnam				$0
79	Quitman	800	855	$0.72	$492,480
-	Rabun				$0
40	Randolph	11,200	1200	$0.91	$12,230,400

Rank	County	Acres	Lb/Acre	$/Lb	Farm Gate
72	Richmond	1,131	1025	$0.91	$1,054,940
-	Rockdale				$0
73	Schley	1,175	900	$0.91	$962,325
17	Screven	26,040	1200	$0.91	$28,435,680
18	Seminole	26,187	1151	$0.91	$27,428,525
-	Spalding				$0
-	Stephens				$0
64	Stewart	3,353	850	$0.91	$2,593,545
20	Sumter	27,600	1050	$0.91	$26,371,800
-	Talbot				$0
-	Taliaferro				$0
43	Tattnall	10,500	1053	$0.91	$10,061,415
70	Taylor	1,773	850	$0.91	$1,371,415
45	Telfair	8,506	1150	$0.91	$8,901,529
23	Terrell	25,456	1027	$0.91	$23,790,413
11	Thomas	33,632	1037	$0.91	$31,737,509
21	Tift	27,790	1030	$0.91	$26,047,567
49	Toombs	7,350	1027	$0.91	$6,869,089
-	Towns				$0
60	Treutlen	3,504.50	1050	$0.91	$3,348,549
-	Troup				$0
22	Turner	26,817	1050	$0.87	$24,497,329
56	Twiggs	4,971.40	1027	$0.91	$4,646,121
-	Union				$0
-	Upson				$0
-	Walker				$0
85	Walton	393	600	$0.91	$214,578
58	Ware	4,800	900	$0.91	$3,931,200
71	Warren	2,100	730	$0.85	$1,303,050
68	Washington	1,422	1200	$0.91	$1,552,824
47	Wayne	8,738	1010	$0.91	$8,031,095
52	Webster	8,020	900	$0.91	$6,568,380
57	Wheeler	3,779.50	1150	$0.91	$3,955,246
-	White				$0
-	Whitfield				$0
24	Wilcox	25,202	1027	$0.91	$23,553,033
-	Wilkes				$0
80	Wilkinson	450	1027	$0.91	$420,556
4	Worth	57,890	1027	$0.91	$54,102,257
	Totals & Avg.	**1,306,523**	**1090.25**	**$0.92**	**$1,303,963,388**

Percent of Row & Forage 40.03%

Top Ten Counties

For Cotton

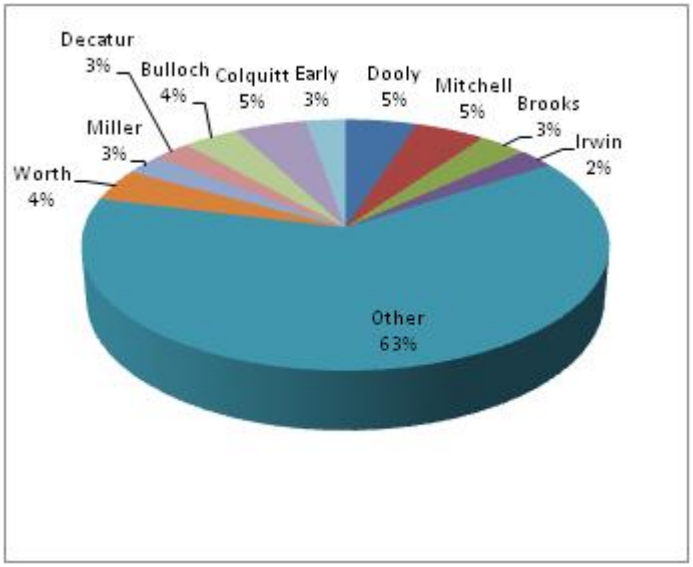

Top Ten Counties by Value - Cotton

County	Acres	Yield	Price	Farm Gate
Colquitt	62,000	1154	$0.91	$65,108,680
Dooly	65,000	1100	$0.91	$65,065,000
Mitchell	52,540.50	1350	$0.91	$64,546,004
Worth	57,890	1027	$0.91	$54,102,257
Bulloch	44,789	1027	$0.91	$51,762,647
Brooks	41,618	1200	$0.88	$43,948,608
Early	34,542	1100	$0.91	$36,148,203
Miller	29,535	1285	$0.91	$34,536,752
Decatur	32,018	1175	$0.91	$34,235,246
Irwin	35,032	1027	$0.91	$32,739,856

Hay Farm Gate Value 2012

Rank	County	Acres	Tons/Acre	$/Ton	Farm Gate
31	Appling	7,000	3	$70.00	$1,225,000
82	Atkinson	2,210	3	$70.00	$386,750
51	Bacon	4,500	3	$70.00	$787,500
56	Baker	3,100	3	$80.00	$682,000
29	Baldwin	7,200	250	$70.00	$1,260,000
26	Banks	8,500	3	$70.00	$1,487,500
24	Barrow	9,000	3	$70.00	$1,575,000
16	Bartow	10,300	3	$70.00	$1,802,500
53	Ben Hill	4,293	3	$70.00	$751,275
73	Berrien	2,500	3	$70.00	$437,500
97	Bibb	1,580	3	$50.00	$237,000
66	Bleckley	2,790	3	$70.00	$488,250
67	Brantley	2,500	3	$70.00	$481,250
36	Brooks	2,500	3	$160.00	$1,120,000
111	Bryan	500	3	$70.00	$87,500
59	Bulloch	3,600	3	$70.00	$630,000
18	Burke	10,200	3	$70.00	$1,785,000
7	Butts	14,000	3	$70.00	$2,450,000
48	Calhoun	5,000	3	$70.00	$875,000
-	Camden				$0
85	Candler	2,000	3	$60.00	$360,000
28	Carroll	8,000	3	$70.00	$1,400,000
94	Catoosa	1,640	3	$70.00	$287,000
95	Charlton	1,500	3	$70.00	$262,500
122	Chatham	100	2	$70.00	$14,000
-	Chattahoochee				$0
20	Chattooga	9,873.23	3	$70.00	$1,727,815
62	Cherokee	3,017	3	$70.00	$527,975
89	Clarke	1,940	3	$70.00	$339,500
121	Clay	85	3	$70.00	$14,875
110	Clayton	600	2	$75.00	$90,000
118	Clinch	215	3	$70.00	$37,625
124	Cobb	30	3	$70.00	$5,250
5	Coffee	13,050	3	$70.00	$2,740,500
47	Colquitt	5,128	3	$70.00	$897,400
23	Columbia	6,500	3	$100.00	$1,625,000
76	Cook	2,360	3	$70.00	$413,000
99	Coweta	1,100	3	$70.00	$192,500
103	Crawford	1,000	3	$60.00	$150,000
43	Crisp	6,200	2	$68.00	$1,011,840
30	Dade	3,000	3	$150.00	$1,237,500
107	Dawson	700	3	$70.00	$122,500
69	Decatur	2,700	3	$70.00	$472,500
-	DeKalb				$0
51	Dodge	4,500	3	$70.00	$787,500
83	Dooly	2,200	3	$70.00	$385,000
48	Dougherty	5,000	3	$70.00	$875,000
114	Douglas	350	3	$70.00	$61,250
92	Early	1,749	3	$70.00	$306,075
99	Echols	1,100	3	$70.00	$192,500
48	Effingham	5,000	3	$70.00	$875,000
10	Elbert	11,810	3	$70.00	$2,066,750
9	Emanuel	5,726	5	$74.00	$2,076,247
68	Evans	2,000	3	$80.00	$480,000
109	Fannin	550	3	$70.00	$115,500
119	Fayette	239	2	$57.00	$27,246
2	Floyd	11,637	4	$70.00	$4,072,950
117	Forsyth	240	600	$70.00	$42,000
17	Franklin	12,000	3	$60.00	$1,800,000
-	Fulton				$0

Rank	County	Acres	Tons/Acre	$/Ton	Farm Gate
42	Gilmer	6,000	2	$75.00	$1,012,500
77	Glascock	3,950	2	$60.00	$402,900
123	Glynn	40	100	$70.00	$7,000
35	Gordon	6,500	3	$70.00	$1,137,500
25	Grady	5,200	3	$120.00	$1,560,000
33	Greene	6,706.19	3	$70.00	$1,173,583
93	Gwinnett	1,733	4333	$70.00	$303,275
31	Habersham	7,000	3	$70.00	$1,225,000
38	Hall	6,200	3	$70.00	$1,085,000
61	Hancock	5,300	2	$60.00	$572,400
54	Haralson	4,257	3	$70.00	$744,975
46	Harris	4,200	3	$75.00	$945,000
21	Hart	9,800	3	$70.00	$1,715,000
95	Heard	1,500	3	$70.00	$262,500
31	Henry	7,000	3	$70.00	$1,225,000
79	Houston	2,284	3	$70.00	$399,700
24	Irwin	9,000	3	$70.00	$1,575,000
3	Jackson	16,000	3	$80.00	$3,200,000
45	Jasper	7,000	2	$70.00	$980,000
22	Jeff Davis	9,500	3	$70.00	$1,662,500
40	Jefferson	6,100	3	$70.00	$1,067,500
116	Jenkins	290	3	$60.00	$43,500
58	Johnson	4,800	2	$70.00	$672,000
35	Jones	6,500	3	$70.00	$1,137,500
52	Lamar	3,719	3	$70.00	$780,990
101	Lanier	1,000	3	$65.00	$162,500
39	Laurens	6,117	3	$70.00	$1,070,475
80	Lee	1,109.50	4	$90.00	$399,420
-	Liberty				$0
19	Lincoln	10,000	3	$70.00	$1,750,000
64	Long	1,850	4	$70.00	$518,000
44	Lowndes	5,755	3	$70.00	$1,007,125
86	Lumpkin	2,050	3	$70.00	$358,750
13	Macon	10,950	3	$70.00	$1,916,250
8	Madison	12,000	3	$70.00	$2,100,000
75	Marion	2,619	3	$65.00	$425,587
-	McDuffie				$0
-	McIntosh				$0
38	Meriwether	6,200	3	$70.00	$1,085,000
91	Miller	1,803	3	$70.00	$315,525
-	Mitchell				$0
74	Monroe	2,459	3	$70.00	$430,325
96	Montgomery	1,464.50	3	$70.00	$256,287
17	Morgan	15,000	2	$80.00	$1,800,000
100	Murray	1,059.40	3	$70.00	$185,395
-	Muscogee				$0
14	Newton	7,500	3	$70.00	$1,837,500
12	Oconee	10,500	3	$75.00	$1,968,750
4	Oglethorpe	10,270	4	$70.00	$2,875,600
78	Paulding	2,300	3	$70.00	$402,500
90	Peach	1,400	4	$60.00	$336,000
48	Pickens	5,000	3	$70.00	$875,000
49	Pierce	4,521	3	$70.00	$870,292
37	Pike	6,250	3	$70.00	$1,093,750
22	Polk	9,500	3	$70.00	$1,662,500
50	Pulaski	4,600	3	$70.00	$805,000
-	Putnam				$0
114	Quitman	350	3	$70.00	$61,250
113	Rabun	400	3	$70.00	$70,000
72	Randolph	1,800	4	$70.00	$441,000

Rank	County	Acres	Tons/Acre	$/Ton	Farm Gate
63	Richmond	3,000	3	$70.00	$525,000
120	Rockdale	125	3	$70.00	$21,875
106	Schley	759	3	$70.00	$132,825
26	Screven	8,500	3	$70.00	$1,487,500
51	Seminole	4,200	3	$75.00	$787,500
105	Spalding	1,000	2	$70.00	$140,000
60	Stephens	3,500	3	$70.00	$612,500
115	Stewart	500	2	$70.00	$52,500
-	Sumter				$0
87	Talbot	2,525	2	$70.00	$353,500
-	Taliaferro				$0
19	Tattnall	10,000	3	$70.00	$1,750,000
28	Taylor	5,000	4	$70.00	$1,400,000
81	Telfair	1,848	3	$70.00	$388,080
88	Terrell	2,000	3	$70.00	$350,000
98	Thomas	1,230	3	$70.00	$215,250
32	Tift	3,400	3	$90.00	$1,224,000
27	Toombs	6,835	3	$70.00	$1,435,350
55	Towns	4,000	3	$70.00	$700,000
112	Treutlen	494.30	3	$70.00	$86,502
88	Troup	2,000	3	$70.00	$350,000
70	Turner	3,280	2	$70.00	$459,200
34	Twiggs	6,550	3	$70.00	$1,146,250
-	Union				$0
41	Upson	5,500	3	$75.00	$1,031,250
6	Walker	12,500	3	$70.00	$2,625,000
24	Walton	7,500	3	$70.00	$1,575,000
71	Ware	2,600	3	$70.00	$455,000
57	Warren	6,300	2	$60.00	$680,400
31	Washington	7,000	3	$70.00	$1,225,000
15	Wayne	4,700	4	$70.00	$1,809,500
108	Webster	841	2	$70.00	$117,740
104	Wheeler	850.90	3	$70.00	$148,907
48	White	5,000	3	$70.00	$875,000
102	Whitfield	928	3	$70.00	$162,400
65	Wilcox	2,794	3	$70.00	$488,950
1	Wilkes	21,500	3	$70.00	$4,515,000
84	Wilkinson	2,100	3	$70.00	$367,500
11	Worth	7,500	3	$110.00	$2,062,500
	Totals & Avg.	**680,879**	**16.47**	**$11.63**	**$130,368,410**

Percent of Row & Forage 4.00%

Top Ten Counties by Value - Hay

County	Acres	Yield	Price	Farm Gate
Wilkes	21,500	3	$70.00	$4,515,000
Floyd	11,637	4	$70.00	$4,072,950
Jackson	16,000	3	$80.00	$3,200,000
Oglethorpe	10,270	4	$70.00	$2,875,600
Coffee	13,050	3	$70.00	$2,740,500
Walker	12,500	3	$70.00	$2,625,000
Butts	14,000	3	$70.00	$2,450,000
Madison	12,000	3	$70.00	$2,100,000
Emanuel	5,726	5	$74.00	$2,076,247
Elbert	11,810	3	$70.00	$2,066,750

Top Ten Counties

For Hay

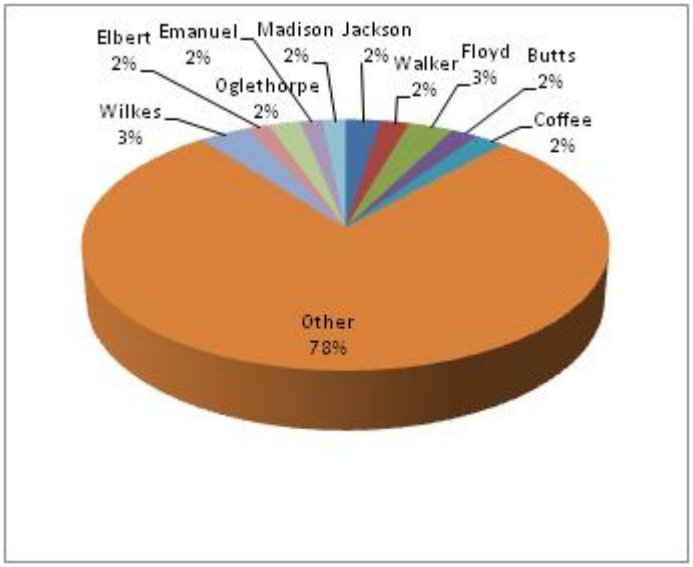

Oats Farm Gate Value 2012

Rank	County	Acres	Bu/Acre	$/Bu	Farm Gate
-	Appling				$0
58	Atkinson	71	53	$3.50	$13,170
76	Bacon	10.50	53	$3.50	$1,947
1	Baker	2,000	65	$3.50	$455,000
52	Baldwin	100	53	$3.50	$18,550
-	Banks				$0
-	Barrow				$0
-	Bartow				$0
64	Ben Hill	45	53	$3.50	$8,347
59	Berrien	70	53	$3.50	$12,985
63	Bibb	48	53	$3.50	$8,904
56	Bleckley	87	53	$3.50	$16,138
49	Brantley	100	59	$3.50	$20,650
69	Brooks	32	53	$3.50	$5,936
-	Bryan				$0
31	Bulloch	300	53	$3.50	$55,650
10	Burke	1,000	53	$3.50	$185,500
42	Butts	150	7950	$3.50	$27,825
29	Calhoun	198	83	$3.50	$57,519
-	Camden				$0
60	Candler	60	60	$3.50	$12,600
-	Carroll				$0
-	Catoosa				$0
-	Charlton				$0
-	Chatham				$0
-	Chattahoochee				$0
73	Chattooga	20	53	$3.50	$3,710
-	Cherokee				$0
-	Clarke				$0
-	Clay				$0
-	Clayton				$0
-	Clinch				$0
-	Cobb				$0
2	Coffee	1,990	53	$3.50	$369,145
52	Colquitt	100	53	$3.50	$18,550
77	Columbia	10	53	$3.25	$1,722
65	Cook	40	53	$3.50	$7,420
-	Coweta				$0
-	Crawford				$0
4	Crisp	1,342.30	48	$3.50	$225,506
-	Dade				$0
-	Dawson				$0
3	Decatur	850	85	$3.50	$252,875
-	DeKalb				$0
12	Dodge	900	55	$3.50	$173,250
-	Dooly				$0
-	Dougherty				$0
-	Douglas				$0
21	Early	567	55	$3.50	$109,147
-	Echols				$0
-	Effingham				$0
-	Elbert				$0
20	Emanuel	482	66	$3.75	$119,295
40	Evans	200	53	$3.50	$37,100
-	Fannin				$0
-	Fayette				$0
-	Floyd				$0
-	Forsyth				$0
37	Franklin	200	60	$3.50	$42,000
-	Fulton				$0

Rank	County	Acres	Bu/Acre	$/Bu	Farm Gate
-	Gilmer				$0
17	Glascock	800	48	$3.40	$130,560
-	Glynn				$0
30	Gordon	305.30	53	$3.50	$56,633
8	Grady	845	65	$3.50	$192,237
-	Greene				$0
-	Gwinnett				$0
-	Habersham				$0
-	Hall				$0
28	Hancock	450	46	$3.25	$67,275
-	Haralson				$0
36	Harris	250	50	$3.50	$43,750
54	Hart	90	53	$3.50	$16,695
71	Heard	25	53	$3.50	$4,637
34	Henry	242.30	53	$3.50	$44,946
6	Houston	1,117	53	$3.50	$207,203
52	Irwin	100	53	$3.50	$18,550
41	Jackson	200	40	$3.50	$28,000
-	Jasper				$0
13	Jeff Davis	805	58	$3.50	$163,415
11	Jefferson	810	65	$3.50	$184,275
44	Jenkins	214	35	$3.50	$26,215
23	Johnson	443	60	$3.50	$93,030
-	Jones				$0
-	Lamar				$0
53	Lanier	95	53	$3.50	$17,622
9	Laurens	1,064	50	$3.50	$186,200
70	Lee	17	90	$3.50	$5,355
-	Liberty				$0
-	Lincoln				$0
67	Long	35	50	$3.50	$6,125
-	Lowndes				$0
-	Lumpkin				$0
38	Macon	221.50	53	$3.50	$41,088
40	Madison	200	53	$3.50	$37,100
46	Marion	128	55	$3.50	$24,640
-	McDuffie				$0
-	McIntosh				$0
40	Meriwether	200	53	$3.50	$37,100
15	Miller	671	60	$3.50	$140,910
7	Mitchell	1,025	55	$3.50	$197,312
-	Monroe				$0
19	Montgomery	574	60	$3.50	$120,540
62	Morgan	50	53	$3.50	$9,275
-	Murray				$0
-	Muscogee				$0
52	Newton	100	53	$3.50	$18,550
-	Oconee				$0
36	Oglethorpe	250	50	$3.50	$43,750
-	Paulding				$0
72	Peach	25	50	$3.50	$4,375
-	Pickens				$0
52	Pierce	100	53	$3.50	$18,550
-	Pike				$0
-	Polk				$0
47	Pulaski	130	53	$3.50	$24,115
66	Putnam	35	53	$3.50	$6,492
-	Quitman				$0
74	Rabun	15	53	$3.50	$2,782
24	Randolph	445	55	$3.50	$85,662

Rank	County	Acres	Bu/Acre	$/Bu	Farm Gate
61	Richmond	50	55	$3.50	$9,625
55	Rockdale	88	53	$3.50	$16,324
79	Schley	4.50	53	$3.50	$834
25	Screven	450	53	$3.50	$83,475
18	Seminole	330	85	$4.50	$126,225
-	Spalding				$0
-	Stephens				$0
75	Stewart	15	45	$3.50	$2,362
26	Sumter	440	53	$3.50	$81,620
-	Talbot				$0
-	Taliaferro				$0
57	Tattnall	75	53	$3.50	$13,912
-	Taylor				$0
5	Telfair	1,015	60	$3.50	$213,150
50	Terrell	102	53	$3.50	$18,921
22	Thomas	565.30	53	$3.50	$104,863
33	Tift	170	55	$5.00	$46,750
45	Toombs	137	53	$3.50	$25,413
-	Towns				$0
51	Treutlen	101.50	53	$3.50	$18,828
-	Troup				$0
32	Turner	198	70	$4.00	$55,440
64	Twiggs	45	53	$3.50	$8,347
-	Union				$0
78	Upson	6	50	$5.00	$1,500
-	Walker				$0
27	Walton	400	50	$3.50	$70,000
-	Ware				$0
16	Warren	850	48	$3.40	$138,720
39	Washington	233	50	$3.50	$40,775
48	Wayne	120	53	$3.50	$22,260
68	Webster	38	45	$3.50	$5,985
43	Wheeler	135.80	53	$3.50	$27,567
65	White	40	53	$3.50	$7,420
-	Whitfield				$0
35	Wilcox	238	53	$3.50	$44,149
40	Wilkes	200	53	$3.50	$37,100
62	Wilkinson	50	53	$3.50	$9,275
14	Worth	830	53	$3.50	$153,965
	Totals & Avg.	**29,977**	**95.78**	**$2.07**	**$5,950,222**

Percent of Row & Forage 0.18%

Top Ten Counties

For Oats

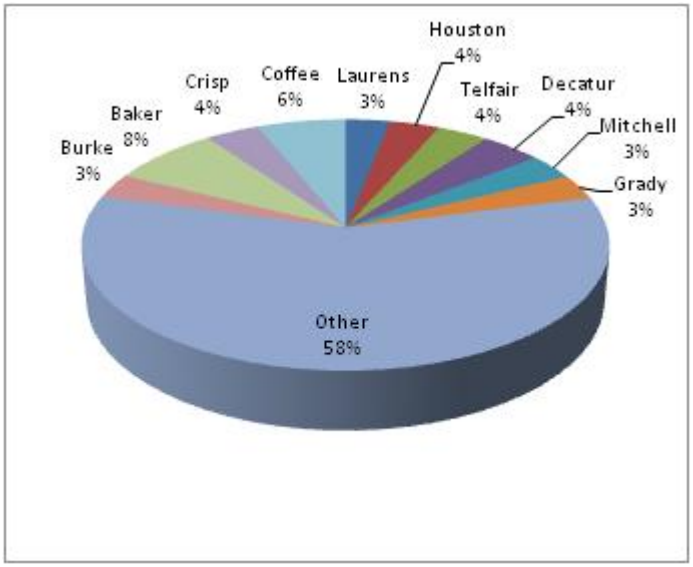

Top Ten Counties by Value - Oats

County	Acres	Yield	Price	Farm Gate
Baker	2,000	65	$3.50	$455,000
Coffee	1,990	53	$3.50	$369,145
Decatur	850	85	$3.50	$252,875
Crisp	1,342.30	48	$3.50	$225,506
Telfair	1,015	60	$3.50	$213,150
Houston	1,117	53	$3.50	$207,203
Mitchell	1,025	55	$3.50	$197,312
Grady	845	65	$3.50	$192,237
Laurens	1,064	50	$3.50	$186,200
Burke	1,000	53	$3.50	$185,500

Peanuts Farm Gate Value 2012

Rank	County	Acres	Lb/Acre	$/Lb	Farm Gate
19	Appling	17,500	4422	$0.25	$19,346,250
37	Atkinson	7,543	4550	$0.25	$8,580,162
47	Bacon	4,429	4550	$0.25	$5,037,987
14	Baker	19,000	4700	$0.25	$22,325,000
-	Baldwin				$0
-	Banks				$0
-	Barrow				$0
-	Bartow				$0
29	Ben Hill	8,019	4550	$0.33	$12,040,528
22	Berrien	16,200	4381	$0.25	$17,743,050
-	Bibb				$0
49	Bleckley	4,129	4700	$0.25	$4,851,575
67	Brantley	752.90	4550	$0.25	$856,423
23	Brooks	10,354	5200	$0.30	$16,152,240
72	Bryan	264	4550	$0.25	$300,300
11	Bulloch	21,134	4550	$0.26	$26,100,490
6	Burke	25,000	4550	$0.25	$28,437,500
-	Butts				$0
8	Calhoun	17,769.10	5200	$0.30	$27,719,796
-	Camden				$0
45	Candler	6,000	4000	$0.25	$6,000,000
-	Carroll				$0
-	Catoosa				$0
75	Charlton	100	4550	$0.25	$113,750
-	Chatham				$0
-	Chattahoochee				$0
-	Chattooga				$0
-	Cherokee				$0
78	Clarke	0.20	4550	$0.25	$227
32	Clay	7,712	4550	$0.30	$10,526,880
-	Clayton				$0
71	Clinch	280	4550	$0.25	$318,500
-	Cobb				$0
7	Coffee	24,596	4550	$0.25	$27,977,950
9	Colquitt	23,400	4675	$0.25	$27,348,750
-	Columbia				$0
30	Cook	10,466	4550	$0.25	$11,905,075
-	Coweta				$0
77	Crawford	45	4550	$0.25	$51,187
21	Crisp	15,213.80	4500	$0.26	$17,800,146
-	Dade				$0
-	Dawson				$0
3	Decatur	28,690	4700	$0.28	$37,756,040
-	DeKalb				$0
40	Dodge	6,100	4600	$0.25	$7,015,000
17	Dooly	18,287	4550	$0.25	$20,801,462
58	Dougherty	1,950	5200	$0.25	$2,535,000
-	Douglas				$0
1	Early	30,550	4975	$0.30	$45,595,875
61	Echols	1,500	6000	$0.25	$2,250,000
57	Effingham	2,340	4550	$0.25	$2,661,750
-	Elbert				$0
35	Emanuel	10,072	3880	$0.25	$9,769,840
55	Evans	2,500	4443	$0.25	$2,776,875
-	Fannin				$0
-	Fayette				$0
-	Floyd				$0
-	Forsyth				$0
-	Franklin				$0
-	Fulton				$0

Rank	County	Acres	Lb/Acre	$/Lb	Farm Gate
-	Gilmer				$0
60	Glascock	2,400	4400	$0.22	$2,323,200
-	Glynn				$0
-	Gordon				$0
39	Grady	6,070	4700	$0.25	$7,132,250
-	Greene				$0
-	Gwinnett				$0
-	Habersham				$0
-	Hall				$0
-	Hancock				$0
-	Haralson				$0
-	Harris				$0
-	Hart				$0
-	Heard				$0
-	Henry				$0
-	Houston				$0
12	Irwin	22,612	4550	$0.25	$25,721,150
-	Jackson				$0
-	Jasper				$0
36	Jeff Davis	8,644	4200	$0.25	$9,076,200
27	Jefferson	10,850	4550	$0.25	$12,341,875
31	Jenkins	9,979	4555	$0.25	$11,363,586
53	Johnson	2,773	4500	$0.25	$3,119,625
-	Jones				$0
-	Lamar				$0
54	Lanier	2,600	4328	$0.25	$2,813,200
51	Laurens	3,500	3714	$0.25	$3,249,750
15	Lee	18,985.50	4700	$0.25	$22,307,962
-	Liberty				$0
-	Lincoln				$0
74	Long	164	4500	$0.25	$184,500
44	Lowndes	5,440	4550	$0.25	$6,188,000
-	Lumpkin				$0
41	Macon	6,161.20	4550	$0.25	$7,008,365
-	Madison				$0
62	Marion	1,480	4300	$0.25	$1,591,000
-	McDuffie				$0
-	McIntosh				$0
-	Meriwether				$0
4	Miller	27,737	4550	$0.25	$37,444,950
2	Mitchell	27,727.90	6000	$0.25	$41,591,850
-	Monroe				$0
59	Montgomery	1,724.50	4600	$0.30	$2,379,810
-	Morgan				$0
-	Murray				$0
-	Muscogee				$0
-	Newton				$0
-	Oconee				$0
-	Oglethorpe				$0
-	Paulding				$0
64	Peach	908	4000	$0.28	$998,800
-	Pickens				$0
33	Pierce	9,800	4250	$0.25	$10,412,500
-	Pike				$0
-	Polk				$0
26	Pulaski	10,200	4550	$0.30	$13,923,000
-	Putnam				$0
73	Quitman	350	3850	$0.18	$242,550
-	Rabun				$0
24	Randolph	12,500	4880	$0.26	$15,860,000

Rank	County	Acres	Lb/Acre	$/Lb	Farm Gate
-	Richmond				$0
-	Rockdale				$0
70	Schley	384	4300	$0.25	$412,800
28	Screven	10,620	4550	$0.25	$12,080,250
10	Seminole	20,400	4700	$0.28	$26,846,400
-	Spalding				$0
-	Stephens				$0
52	Stewart	3,167	4000	$0.25	$3,167,000
25	Sumter	14,800	4200	$0.25	$15,540,000
-	Talbot				$0
-	Taliaferro				$0
38	Tattnall	7,500	4550	$0.25	$8,531,250
68	Taylor	823	4000	$0.25	$823,000
50	Telfair	4,010	4800	$0.25	$4,812,000
20	Terrell	16,214	4550	$0.25	$18,443,425
34	Thomas	8,873	4550	$0.25	$10,093,037
16	Tift	13,460	4600	$0.35	$21,670,600
48	Toombs	4,273	4550	$0.25	$4,860,537
-	Towns				$0
65	Treutlen	818.40	4550	$0.25	$930,930
-	Troup				$0
13	Turner	14,237	4550	$0.35	$22,672,422
63	Twiggs	1,244.30	4550	$0.25	$1,415,391
-	Union				$0
-	Upson				$0
-	Walker				$0
-	Walton				$0
56	Ware	2,500	4300	$0.25	$2,687,500
66	Warren	950	4600	$0.21	$917,700
46	Washington	5,434	4200	$0.25	$5,705,700
43	Wayne	5,491	4600	$0.25	$6,314,650
42	Webster	6,555	4000	$0.25	$6,555,000
69	Wheeler	704.50	4550	$0.25	$801,368
-	White				$0
-	Whitfield				$0
18	Wilcox	17,393	4550	$0.25	$19,784,537
-	Wilkes				$0
76	Wilkinson	60	4550	$0.25	$68,250
5	Worth	31,958	4550	$0.25	$36,751,700
	Totals & Avg.	**726,371**	**4630.19**	**$0.27**	**$891,855,186**

Percent of Row & Forage 27.38%

Top Ten Counties by Value - Peanuts

County	Acres	Yield	Price	Farm Gate
Early	30,550	4975	$0.30	$45,595,875
Mitchell	27,727.90	6000	$0.25	$41,591,850
Decatur	28,690	4700	$0.28	$37,756,040
Miller	27,737	4550	$0.25	$37,444,950
Worth	31,958	4550	$0.25	$36,751,700
Burke	25,000	4550	$0.25	$28,437,500
Coffee	24,596	4550	$0.25	$27,977,950
Calhoun	17,769.10	5200	$0.30	$27,719,796
Colquitt	23,400	4675	$0.25	$27,348,750
Seminole	20,400	4700	$0.28	$26,846,400

Top Ten Counties

For Peanuts

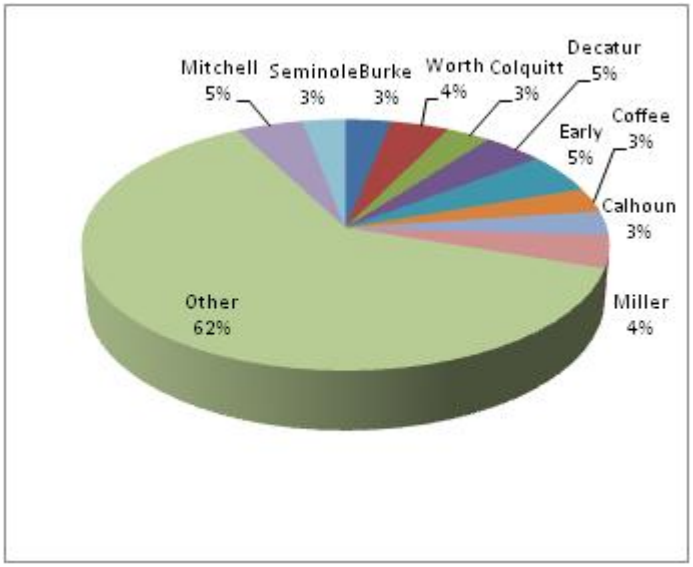

Rye Farm Gate Value 2012

Rank	County	Acres	Bu/Acre	$/Bu	Farm Gate
-	Appling				$0
7	Atkinson	684	53	$10.00	$362,520
-	Bacon				$0
55	Baker	75	65	$11.00	$53,625
33	Baldwin	240	50	$10.00	$120,000
-	Banks				$0
-	Barrow				$0
-	Bartow				$0
26	Ben Hill	279	53	$10.00	$147,870
-	Berrien				$0
-	Bibb				$0
36	Bleckley	328	35	$10.00	$114,800
60	Brantley	50	59	$10.00	$29,500
30	Brooks	160	53	$15.00	$127,200
-	Bryan				$0
3	Bulloch	1,200	53	$10.00	$636,000
11	Burke	1,200	20	$10.00	$240,000
69	Butts	50	1500	$10.00	$15,000
62	Calhoun	27.40	83	$10.00	$22,742
-	Camden				$0
67	Candler	26	60	$10.00	$15,600
-	Carroll				$0
-	Catoosa				$0
-	Charlton				$0
-	Chatham				$0
-	Chattahoochee				$0
73	Chattooga	40.60	18	$10.00	$7,308
-	Cherokee				$0
-	Clarke				$0
58	Clay	105	40	$10.00	$42,000
-	Clayton				$0
-	Clinch				$0
-	Cobb				$0
2	Coffee	1,326	53	$10.00	$702,780
40	Colquitt	350	60	$10.00	$105,000
-	Columbia				$0
75	Cook	10	53	$10.00	$5,300
-	Coweta				$0
-	Crawford				$0
8	Crisp	1,137.10	30	$10.00	$341,130
-	Dade				$0
-	Dawson				$0
-	Decatur				$0
-	DeKalb				$0
4	Dodge	900	55	$10.00	$495,000
-	Dooly				$0
-	Dougherty				$0
-	Douglas				$0
52	Early	105	70	$10.00	$57,750
-	Echols				$0
20	Effingham	615	30	$10.00	$184,500
76	Elbert	1.30	20	$10.00	$260
66	Emanuel	284	66	$1.00	$18,744
28	Evans	300	45	$10.00	$135,000
74	Fannin	15	40	$10.00	$6,000
-	Fayette				$0
-	Floyd				$0
-	Forsyth				$0
51	Franklin	100	60	$10.00	$60,000
-	Fulton				$0

Rank	County	Acres	Bu/Acre	$/Bu	Farm Gate
56	Gilmer	125	40	$10.00	$50,000
9	Glascock	850	39	$9.40	$311,610
-	Glynn				$0
-	Gordon				$0
10	Grady	435	65	$10.00	$282,750
-	Greene				$0
-	Gwinnett				$0
-	Habersham				$0
-	Hall				$0
16	Hancock	660	33	$9.10	$198,198
-	Haralson				$0
13	Harris	450	50	$10.00	$225,000
47	Hart	125	53	$10.00	$66,250
-	Heard				$0
15	Henry	400	53	$10.00	$212,000
22	Houston	304	53	$10.00	$161,120
24	Irwin	300	53	$10.00	$159,000
-	Jackson				$0
-	Jasper				$0
-	Jeff Davis				$0
18	Jefferson	700	27	$10.00	$189,000
55	Jenkins	143	25	$15.00	$53,625
14	Johnson	369	60	$10.00	$221,400
-	Jones				$0
-	Lamar				$0
-	Lanier				$0
59	Laurens	425	28	$3.50	$41,650
43	Lee	97.50	90	$10.00	$87,750
-	Liberty				$0
65	Lincoln	100	20	$10.00	$20,000
-	Long				$0
45	Lowndes	246	35	$10.00	$86,100
-	Lumpkin				$0
6	Macon	2,248.20	53	$10.00	$449,640
-	Madison				$0
25	Marion	495	55	$12.00	$148,500
-	McDuffie				$0
-	McIntosh				$0
-	Meriwether				$0
-	Miller				$0
54	Mitchell	100	55	$10.00	$55,000
-	Monroe				$0
41	Montgomery	162	60	$10.00	$97,200
-	Morgan				$0
-	Murray				$0
-	Muscogee				$0
63	Newton	40	53	$10.00	$21,200
61	Oconee	88	32	$10.00	$28,160
38	Oglethorpe	240	45	$10.00	$108,000
-	Paulding				$0
21	Peach	350	50	$10.00	$175,000
-	Pickens				$0
-	Pierce				$0
-	Pike				$0
-	Polk				$0
-	Pulaski				$0
70	Putnam	45	30	$10.00	$13,500
48	Quitman	380	20	$8.50	$64,600
-	Rabun				$0
34	Randolph	450	55	$4.80	$118,800

Rank	County	Acres	Bu/Acre	$/Bu	Farm Gate
68	Richmond	28	55	$10.00	$15,400
-	Rockdale				$0
72	Schley	11.50	53	$12.00	$7,314
12	Screven	440	53	$10.00	$233,200
32	Seminole	233	30	$18.00	$125,820
-	Spalding				$0
-	Stephens				$0
71	Stewart	46	45	$10.00	$11,500
29	Sumter	440	29	$10.00	$127,600
-	Talbot				$0
-	Taliaferro				$0
1	Tattnall	1,000	53	$14.00	$742,000
-	Taylor				$0
5	Telfair	750	60	$10.00	$450,000
42	Terrell	170	53	$10.00	$90,100
23	Thomas	301.20	53	$10.00	$159,636
35	Tift	210	55	$10.00	$115,500
44	Toombs	165	53	$10.00	$87,450
-	Towns				$0
53	Treutlen	105.60	53	$10.00	$55,968
-	Troup				$0
27	Turner	573	70	$12.00	$137,520
64	Twiggs	38.20	53	$10.00	$20,246
-	Union				$0
-	Upson				$0
-	Walker				$0
-	Walton				$0
-	Ware				$0
37	Warren	400	30	$9.10	$109,200
31	Washington	252	50	$10.00	$126,000
50	Wayne	120	53	$10.00	$63,600
46	Webster	159	45	$10.00	$71,550
49	Wheeler	109.70	58	$10.00	$63,626
19	White	350	53	$10.00	$185,500
-	Whitfield				$0
17	Wilcox	361	53	$10.00	$191,330
39	Wilkes	200	53	$10.00	$106,000
57	Wilkinson	240	18	$10.00	$43,200
33	Worth	200	60	$10.00	$120,000
	Totals & Avg.	**26,839**	**49.35**	**$8.42**	**$11,149,942**

Percent of Row & Forage 0.34%

Top Ten Counties by Value - Rye

County	Acres	Yield	Price	Farm Gate
Tattnall	1,000	53	$14.00	$742,000
Coffee	1,326	53	$10.00	$702,780
Bulloch	1,200	53	$10.00	$636,000
Dodge	900	55	$10.00	$495,000
Telfair	750	60	$10.00	$450,000
Macon	2,248.20	53	$10.00	$449,640
Atkinson	684	53	$10.00	$362,520
Crisp	1,137.10	30	$10.00	$341,130
Glascock	850	39	$9.40	$311,610
Grady	435	65	$10.00	$282,750

Top Ten Counties

For Rye

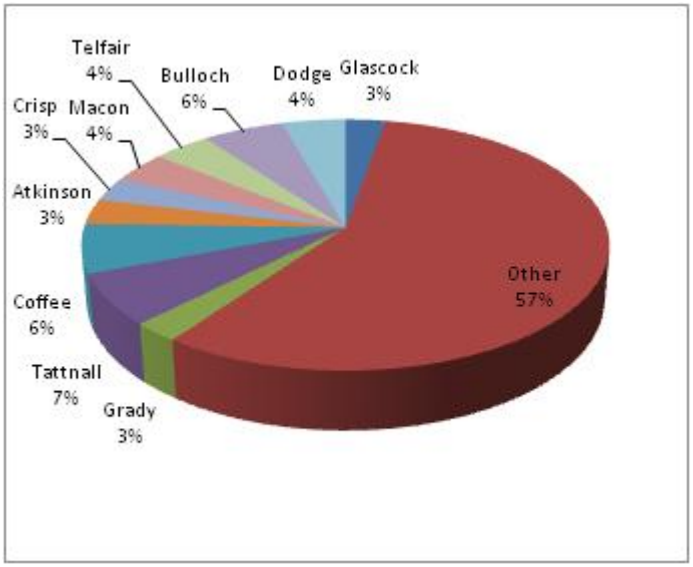

Silage Farm Gate Value 2012

Rank	County	Acres	Lb/Acre	$/Lb	Farm Gate
8	Appling	1,400	21	$60.00	$1,764,000
50	Atkinson	35	21	$60.00	$44,100
41	Bacon	105	21	$60.00	$132,300
26	Baker	300	21	$60.00	$378,000
49	Baldwin	50	21	$60.00	$63,000
45	Banks	75	21	$60.00	$94,500
-	Barrow				$0
-	Bartow				$0
-	Ben Hill				$0
28	Berrien	250	21	$60.00	$315,000
-	Bibb				$0
-	Bleckley				$0
-	Brantley				$0
3	Brooks	4,200	18	$48.00	$3,628,800
-	Bryan				$0
-	Bulloch				$0
1	Burke	7,500	21	$60.00	$9,450,000
-	Butts				$0
-	Calhoun				$0
-	Camden				$0
22	Candler	400	20	$60.00	$480,000
47	Carroll	60	21	$60.00	$75,600
53	Catoosa	19	21	$60.00	$23,940
-	Charlton				$0
-	Chatham				$0
-	Chattahoochee				$0
29	Chattooga	245	21	$60.00	$308,700
-	Cherokee				$0
-	Clarke				$0
-	Clay				$0
-	Clayton				$0
-	Clinch				$0
-	Cobb				$0
-	Coffee				$0
29	Colquitt	245	21	$60.00	$308,700
55	Columbia	50	6	$60.00	$18,000
-	Cook				$0
23	Coweta	360	21	$60.00	$453,600
36	Crawford	200	21	$50.00	$210,000
-	Crisp				$0
-	Dade				$0
-	Dawson				$0
4	Decatur	1,900	21	$60.00	$2,394,000
-	DeKalb				$0
-	Dodge				$0
51	Dooly	20	21	$61.00	$25,620
-	Dougherty				$0
-	Douglas				$0
-	Early				$0
32	Echols	200	21	$60.00	$252,000
46	Effingham	70	21	$60.00	$88,200
-	Elbert				$0
-	Emanuel				$0
-	Evans				$0
-	Fannin				$0
-	Fayette				$0
-	Floyd				$0
-	Forsyth				$0
-	Franklin				$0
-	Fulton				$0

Rank	County	Acres	Lb/Acre	$/Lb	Farm Gate
-	Gilmer				$0
35	Glascock	400	11	$50.00	$220,000
-	Glynn				$0
-	Gordon				$0
17	Grady	600	21	$60.00	$756,000
-	Greene				$0
-	Gwinnett				$0
11	Habersham	1,100	21	$60.00	$1,386,000
15	Hall	800	21	$60.00	$1,008,000
48	Hancock	110	11	$55.00	$66,550
-	Haralson				$0
27	Harris	225	21	$70.00	$330,750
20	Hart	500	21	$60.00	$630,000
-	Heard				$0
-	Henry				$0
40	Houston	125	21	$60.00	$157,500
42	Irwin	100	21	$60.00	$126,000
-	Jackson				$0
18	Jasper	600	20	$60.00	$720,000
-	Jeff Davis				$0
12	Jefferson	955	21	$60.00	$1,203,300
32	Jenkins	300	21	$40.00	$252,000
43	Johnson	100	18	$60.00	$108,000
34	Jones	175	21	$60.00	$220,500
-	Lamar				$0
-	Lanier				$0
13	Laurens	736	21	$60.00	$1,192,320
7	Lee	1,499	20	$60.00	$1,798,800
-	Liberty				$0
-	Lincoln				$0
-	Long				$0
-	Lowndes				$0
39	Lumpkin	130	21	$60.00	$163,800
2	Macon	3,457.70	21	$60.00	$4,356,702
-	Madison				$0
-	Marion				$0
-	McDuffie				$0
-	McIntosh				$0
-	Meriwether				$0
25	Miller	275	23	$60.00	$379,500
-	Mitchell				$0
-	Monroe				$0
-	Montgomery				$0
14	Morgan	880	21	$60.00	$1,108,800
-	Murray				$0
-	Muscogee				$0
54	Newton	15	21	$60.00	$18,900
28	Oconee	250	21	$60.00	$315,000
17	Oglethorpe	600	21	$60.00	$756,000
-	Paulding				$0
-	Peach				$0
-	Pickens				$0
44	Pierce	80	21	$60.00	$100,800
38	Pike	157	21	$60.00	$197,820
-	Polk				$0
56	Pulaski	5	21	$60.00	$6,300
6	Putnam	1,400	26	$60.00	$2,184,000
-	Quitman				$0
50	Rabun	35	21	$60.00	$44,100
37	Randolph	150	21	$65.00	$204,750

Rank	County	Acres	Lb/Acre	$/Lb	Farm Gate
-	Richmond				$0
-	Rockdale				$0
-	Schley				$0
42	Screven	100	21	$60.00	$126,000
11	Seminole	1,100	21	$60.00	$1,386,000
-	Spalding				$0
-	Stephens				$0
-	Stewart				$0
-	Sumter				$0
-	Talbot				$0
-	Taliaferro				$0
-	Tattnall				$0
-	Taylor				$0
-	Telfair				$0
-	Terrell				$0
33	Thomas	180	21	$60.00	$226,800
31	Tift	200	21	$65.00	$273,000
28	Toombs	250	21	$60.00	$315,000
-	Towns				$0
-	Treutlen				$0
-	Troup				$0
42	Turner	100	21	$60.00	$126,000
-	Twiggs				$0
-	Union				$0
24	Upson	400	18	$60.00	$432,000
43	Walker	90	20	$60.00	$108,000
-	Walton				$0
5	Ware	1,830	21	$60.00	$2,305,800
19	Warren	850	13	$60.00	$663,000
30	Washington	199	24	$60.00	$286,560
16	Wayne	650	21	$60.00	$819,000
-	Webster				$0
52	Wheeler	19.80	21	$60.00	$24,948
10	White	1,200	21	$60.00	$1,512,000
-	Whitfield				$0
9	Wilcox	1,234	21	$60.00	$1,554,840
8	Wilkes	2,100	14	$60.00	$1,764,000
-	Wilkinson				$0
21	Worth	450	21	$60.00	$567,000
	Totals & Avg.	**44,397**	**20.19**	**$59.13**	**$53,010,200**

Percent of Row & Forage 1.63%

Top Ten Counties by Value - Silage

County	Acres	Yield	Price	Farm Gate
Burke	7,500	21	$60.00	$9,450,000
Macon	3,457.70	21	$60.00	$4,356,702
Brooks	4,200	18	$48.00	$3,628,800
Decatur	1,900	21	$60.00	$2,394,000
Ware	1,830	21	$60.00	$2,305,800
Putnam	1,400	26	$60.00	$2,184,000
Lee	1,499	20	$60.00	$1,798,800
Appling	1,400	21	$60.00	$1,764,000
Wilkes	2,100	14	$60.00	$1,764,000
Wilcox	1,234	21	$60.00	$1,554,840

Top Ten Counties

For Silage

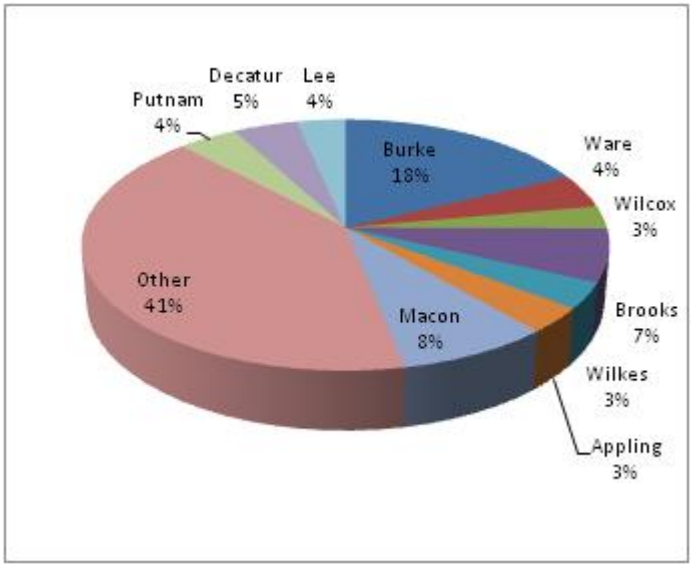

Sorghum Farm Gate Value 2012

Rank	County	Acres	Bu/Acre	$/Bu	Farm Gate
-	Appling				$0
-	Atkinson				$0
57	Bacon	120	40	$6.60	$31,680
2	Baker	3,100	50	$7.00	$1,085,000
53	Baldwin	150	45	$6.60	$44,550
-	Banks				$0
-	Barrow				$0
-	Bartow				$0
54	Ben Hill	187	35	$6.60	$43,197
31	Berrien	460	50	$6.60	$151,800
41	Bibb	246	35	$6.60	$80,855
18	Bleckley	1,600	35	$6.60	$369,600
-	Brantley				$0
40	Brooks	125	100	$6.60	$82,500
-	Bryan				$0
46	Bulloch	72	130	$6.75	$63,180
22	Burke	1,048	40	$6.60	$276,672
71	Butts	30	1800	$6.60	$11,880
9	Calhoun	2,771.70	35	$6.60	$640,262
-	Camden				$0
51	Candler	100	75	$6.75	$50,625
-	Carroll				$0
-	Catoosa				$0
-	Charlton				$0
-	Chatham				$0
-	Chattahoochee				$0
78	Chattooga	9	30	$6.60	$1,782
-	Cherokee				$0
-	Clarke				$0
27	Clay	532	50	$6.60	$175,560
-	Clayton				$0
-	Clinch				$0
-	Cobb				$0
55	Coffee	78	75	$6.60	$38,610
35	Colquitt	400	49	$6.60	$129,360
-	Columbia				$0
59	Cook	84	40	$6.60	$27,720
-	Coweta				$0
68	Crawford	62	35	$6.60	$14,322
5	Crisp	1,869.80	75	$6.60	$925,551
-	Dade				$0
-	Dawson				$0
7	Decatur	1,100	80	$8.00	$704,000
-	DeKalb				$0
11	Dodge	1,650	55	$6.60	$598,950
15	Dooly	1,600	30	$9.00	$432,000
20	Dougherty	900	50	$6.60	$297,000
-	Douglas				$0
14	Early	1,320	50	$6.60	$435,600
-	Echols				$0
76	Effingham	40	10	$6.60	$2,640
73	Elbert	42	60	$6.60	$9,702
40	Emanuel	165	80	$6.25	$82,500
-	Evans				$0
-	Fannin				$0
-	Fayette				$0
65	Floyd	67	50	$6.60	$22,110
-	Forsyth				$0
-	Franklin				$0
-	Fulton				$0

Rank	County	Acres	Bu/Acre	$/Bu	Farm Gate
-	Gilmer				$0
37	Glascock	480	41	$6.30	$123,984
-	Glynn				$0
-	Gordon				$0
29	Grady	325	72	$6.60	$154,440
-	Greene				$0
-	Gwinnett				$0
50	Habersham	200	40	$6.60	$52,800
-	Hall				$0
61	Hancock	120	36	$6.15	$26,568
-	Haralson				$0
-	Harris				$0
53	Hart	75	90	$6.60	$44,550
-	Heard				$0
60	Henry	102.30	40	$6.60	$27,007
10	Houston	1,912	2	$6.60	$618,340
69	Irwin	50	40	$6.60	$13,200
-	Jackson				$0
-	Jasper				$0
-	Jeff Davis				$0
21	Jefferson	960	45	$6.60	$285,120
48	Jenkins	196	55	$5.25	$56,595
33	Johnson	309	70	$6.60	$142,758
-	Jones				$0
62	Lamar	56	70	$6.60	$25,872
-	Lanier				$0
36	Laurens	342	55	$6.60	$124,146
6	Lee	1,325.40	90	$6.60	$787,287
-	Liberty				$0
-	Lincoln				$0
-	Long				$0
42	Lowndes	132	85	$6.60	$74,052
-	Lumpkin				$0
13	Macon	1,353.40	50	$6.60	$446,622
-	Madison				$0
52	Marion	148	48	$6.60	$46,886
-	McDuffie				$0
-	McIntosh				$0
43	Meriwether	200	50	$7.00	$70,000
28	Miller	440	60	$6.60	$174,240
16	Mitchell	860	75	$6.60	$425,700
-	Monroe				$0
38	Montgomery	277	55	$6.60	$100,551
34	Morgan	538	40	$6.60	$142,032
-	Murray				$0
-	Muscogee				$0
23	Newton	500	65	$6.60	$214,500
-	Oconee				$0
49	Oglethorpe	156	60	$6.00	$56,160
-	Paulding				$0
19	Peach	677	75	$6.60	$335,115
-	Pickens				$0
-	Pierce				$0
77	Pike	4	70	$6.60	$1,848
-	Polk				$0
1	Pulaski	2,100	150	$6.60	$2,079,000
70	Putnam	75	25	$6.60	$12,375
72	Quitman	40	50	$5.90	$11,800
74	Rabun	12	60	$6.60	$4,752
4	Randolph	2,250	62	$6.80	$948,600

Rank	County	Acres	Bu/Acre	$/Bu	Farm Gate
-	Richmond				$0
-	Rockdale				$0
-	Schley				$0
67	Screven	50	50	$6.60	$16,500
25	Seminole	405	80	$8.00	$187,920
-	Spalding				$0
-	Stephens				$0
75	Stewart	12	40	$6.60	$3,168
26	Sumter	700	40	$6.60	$184,800
56	Talbot	100	53	$6.60	$34,980
-	Taliaferro				$0
63	Tattnall	85	45	$6.60	$25,245
-	Taylor				$0
3	Telfair	3,000	50	$6.60	$990,000
24	Terrell	977	30	$6.60	$193,446
47	Thomas	125	70	$6.60	$57,750
26	Tift	350	80	$6.60	$184,800
58	Toombs	100	45	$6.60	$29,700
-	Towns				$0
79	Treutlen	4.90	50	$6.60	$1,617
-	Troup				$0
12	Turner	1,079	75	$6.60	$534,105
44	Twiggs	299	35	$6.60	$69,069
-	Union				$0
-	Upson				$0
-	Walker				$0
45	Walton	250	40	$6.60	$66,000
-	Ware				$0
39	Warren	350	41	$6.00	$86,100
17	Washington	980	65	$6.60	$420,420
64	Wayne	80	42	$6.60	$22,176
66	Webster	66	40	$6.60	$17,424
30	Wheeler	465.60	50	$6.60	$153,648
-	White				$0
-	Whitfield				$0
8	Wilcox	1,913	55	$6.60	$694,419
50	Wilkes	200	40	$6.60	$52,800
-	Wilkinson				$0
32	Worth	470	48	$6.60	$148,896
	Totals & Avg.	**48,205**	**56.87**	**$6.80**	**$18,631,094**

Percent of Row & Forage 0.57%

Top Ten Counties

For Sorghum

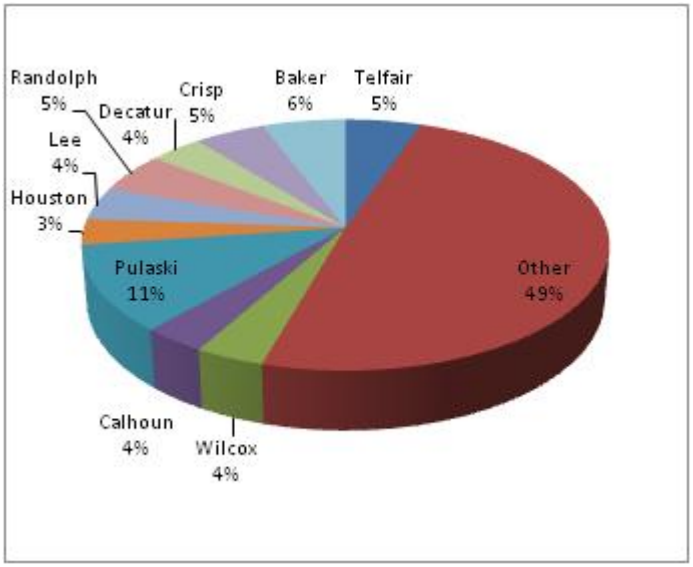

Top Ten Counties by Value - Sorghum

County	Acres	Yield	Price	Farm Gate
Pulaski	2,100	150	$6.60	$2,079,000
Baker	3,100	50	$7.00	$1,085,000
Telfair	3,000	50	$6.60	$990,000
Randolph	2,250	62	$6.80	$948,600
Crisp	1,869.80	75	$6.60	$925,551
Lee	1,325.40	90	$6.60	$787,287
Decatur	1,100	80	$8.00	$704,000
Wilcox	1,913	55	$6.60	$694,419
Calhoun	2,771.70	35	$6.60	$640,262
Houston	1,912	2	$6.60	$618,340

Soybeans Farm Gate Value 2012

Rank	County	Acres	Bu/Acre	$/Bu	Farm Gate
102	Appling	220	37	$14.25	$117,249
87	Atkinson	315	37	$14.25	$166,083
64	Bacon	817	37	$14.25	$430,763
59	Baker	700	50	$14.25	$498,750
115	Baldwin	50	37	$14.25	$26,362
98	Banks	150	60	$14.25	$128,250
116	Barrow	15	37	$14.25	$7,908
36	Bartow	2,344	38	$14.25	$1,265,935
91	Ben Hill	291	37	$14.25	$153,429
50	Berrien	1,400	40	$14.25	$798,000
65	Bibb	787	37	$14.25	$414,945
15	Bleckley	4,445	39	$14.25	$2,470,308
104	Brantley	200	37	$14.25	$105,450
5	Brooks	6,200	50	$14.25	$4,417,500
73	Bryan	630	37	$14.25	$332,167
1	Bulloch	11,093	37	$14.25	$5,848,784
4	Burke	8,600	37	$14.25	$4,534,350
88	Butts	300	11100	$14.25	$158,175
76	Calhoun	434.50	45	$14.25	$278,623
-	Camden				$0
46	Candler	1,800	35	$14.00	$882,000
107	Carroll	125	37	$14.25	$65,906
108	Catoosa	115	37	$14.00	$59,570
-	Charlton				$0
-	Chatham				$0
-	Chattahoochee				$0
55	Chattooga	1,111.60	37	$14.25	$586,091
-	Cherokee				$0
86	Clarke	317	37	$14.25	$167,138
81	Clay	528	30	$14.25	$225,720
-	Clayton				$0
-	Clinch				$0
-	Cobb				$0
27	Coffee	3,068	37	$14.25	$1,617,603
69	Colquitt	900	28	$14.25	$359,100
109	Columbia	100	37	$15.00	$55,500
80	Cook	425	38	$14.25	$230,137
92	Coweta	286.60	37	$14.25	$151,109
74	Crawford	538.50	37	$14.25	$283,924
51	Crisp	1,328.70	42	$14.25	$795,226
82	Dade	400	37	$14.50	$214,600
-	Dawson				$0
7	Decatur	5,200	55	$14.25	$4,075,500
-	DeKalb				$0
22	Dodge	2,900	45	$14.25	$1,859,625
9	Dooly	7,187	37	$14.25	$3,789,345
-	Dougherty				$0
-	Douglas				$0
33	Early	2,262	40	$14.75	$1,334,580
105	Echols	200	35	$14.25	$99,750
30	Effingham	2,800	37	$14.25	$1,476,300
45	Elbert	1,148	55	$14.25	$899,745
26	Emanuel	2,867	41	$14.25	$1,675,044
29	Evans	2,200	48	$14.25	$1,504,800
-	Fannin				$0
118	Fayette	5	37	$14.25	$2,636
32	Floyd	1,964	45	$14.25	$1,399,350
-	Forsyth				$0
54	Franklin	1,000	50	$14.25	$712,500
-	Fulton				$0

Rank	County	Acres	Bu/Acre	$/Bu	Farm Gate
-	Gilmer				$0
61	Glascock	900	36	$14.10	$456,840
-	Glynn				$0
14	Gordon	4,733.60	37	$14.25	$2,495,790
21	Grady	2,777	45	$15.70	$1,961,950
103	Greene	210	37	$14.25	$110,722
-	Gwinnett				$0
72	Habersham	650	37	$14.25	$342,712
114	Hall	60	37	$14.25	$31,635
84	Hancock	400	34	$13.80	$187,680
77	Haralson	522	37	$14.25	$275,224
93	Harris	250	40	$15.00	$150,000
23	Hart	3,500	37	$14.25	$1,845,375
-	Heard				$0
83	Henry	400	37	$14.25	$210,900
42	Houston	1,810	37	$14.25	$954,322
56	Irwin	918	40	$14.25	$523,260
104	Jackson	200	37	$14.25	$105,450
114	Jasper	60	37	$14.25	$31,635
18	Jeff Davis	3,638	42	$14.25	$2,177,343
3	Jefferson	6,900	47	$14.25	$4,621,275
53	Jenkins	1,355	40	$14.25	$772,350
63	Johnson	1,130	27	$14.25	$434,767
-	Jones				$0
49	Lamar	1,627	35	$14.25	$811,466
94	Lanier	275	37	$14.25	$144,993
6	Laurens	8,470	34	$14.25	$4,115,784
25	Lee	3,208.80	37	$14.25	$1,691,839
113	Liberty	71	37	$14.25	$37,434
-	Lincoln				$0
70	Long	587	42	$14.25	$351,319
52	Lowndes	1,364	40	$14.50	$791,120
-	Lumpkin				$0
2	Macon	10,564.20	37	$14.25	$5,569,974
28	Madison	3,000	37	$14.25	$1,581,750
44	Marion	1,900	34	$14.25	$920,550
-	McDuffie				$0
-	McIntosh				$0
75	Meriwether	450	50	$12.50	$281,250
35	Miller	2,029	45	$14.25	$1,301,096
11	Mitchell	3,009	63	$14.25	$2,701,329
62	Monroe	850	37	$14.25	$448,162
38	Montgomery	2,031.30	45	$14.50	$1,178,154
96	Morgan	285	35	$14.25	$142,143
57	Murray	979.90	37	$14.25	$516,652
-	Muscogee				$0
83	Newton	400	37	$14.25	$210,900
95	Oconee	250	40	$14.25	$142,500
68	Oglethorpe	750	37	$14.00	$388,500
-	Paulding				$0
24	Peach	3,601	35	$14.25	$1,795,998
-	Pickens				$0
37	Pierce	2,468	40	$14.25	$1,230,915
117	Pike	7	37	$14.25	$3,690
47	Polk	1,600	30	$14.25	$843,600
34	Pulaski	2,500	37	$14.25	$1,318,125
101	Putnam	225	39	$14.25	$125,043
-	Quitman				$0
-	Rabun				$0
8	Randolph	6,000	45	$14.25	$3,847,500

Rank	County	Acres	Bu/Acre	$/Bu	Farm Gate
60	Richmond	761	45	$14.25	$487,991
115	Rockdale	50	37	$14.25	$26,362
89	Schley	322	34	$14.25	$156,009
12	Screven	5,065	37	$14.25	$2,670,521
16	Seminole	3,029	55	$14.25	$2,373,978
43	Spalding	1,100	60	$14.25	$940,500
110	Stephens	75	43	$14.25	$45,956
100	Stewart	445	20	$14.25	$126,825
20	Sumter	3,900	37	$14.25	$2,056,275
-	Talbot				$0
-	Taliaferro				$0
10	Tattnall	7,137	37	$14.25	$3,762,983
17	Taylor	5,376	30	$14.25	$2,298,240
31	Telfair	2,500	40	$14.25	$1,425,000
41	Terrell	1,965	37	$14.25	$1,036,046
39	Thomas	2,163.25	37	$14.25	$1,140,573
79	Tift	450	40	$14.25	$256,500
19	Toombs	4,083	37	$14.25	$2,152,761
-	Towns				$0
106	Treutlen	138.10	37	$14.25	$72,813
111	Troup	80	37	$14.25	$42,180
48	Turner	1,438	40	$14.25	$819,660
90	Twiggs	294.10	37	$14.25	$155,064
-	Union				$0
97	Upson	306	30	$14.25	$130,815
54	Walker	1,250	40	$14.25	$712,500
54	Walton	1,250	40	$14.25	$712,500
85	Ware	370	40	$14.25	$184,537
58	Warren	1,100	33	$13.90	$504,570
40	Washington	3,334	22	$14.25	$1,045,209
13	Wayne	4,046	45	$14.25	$2,594,497
99	Webster	449	20	$14.25	$127,965
71	Wheeler	602.80	40	$14.25	$343,596
67	White	750	37	$14.25	$395,437
112	Whitfield	71.20	37	$14.25	$37,540
66	Wilcox	763	37	$14.25	$402,291
105	Wilkes	200	35	$14.25	$99,750
83	Wilkinson	400	37	$14.25	$210,900
78	Worth	491	37	$14.25	$258,879
	Totals & Avg.	**224,438**	**54.35**	**$10.38**	**$126,664,100**

Percent of Row & Forage 3.89%

Top Ten Counties

For Soybeans

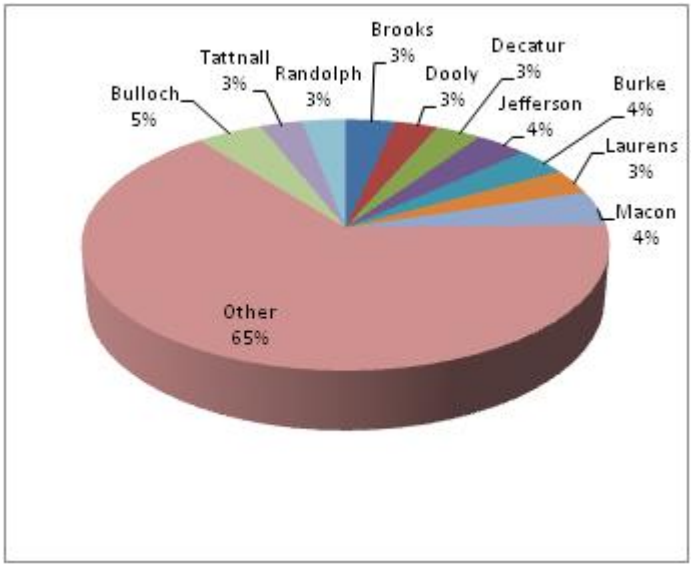

Top Ten Counties by Value - Soybeans

County	Acres	Yield	Price	Farm Gate
Bulloch	11,093	37	$14.25	$5,848,784
Macon	10,564.20	37	$14.25	$5,569,974
Jefferson	6,900	47	$14.25	$4,621,275
Burke	8,600	37	$14.25	$4,534,350
Brooks	6,200	50	$14.25	$4,417,500
Laurens	8,470	34	$14.25	$4,115,784
Decatur	5,200	55	$14.25	$4,075,500
Randolph	6,000	45	$14.25	$3,847,500
Dooly	7,187	37	$14.25	$3,789,345
Tattnall	7,137	37	$14.25	$3,762,983

Straw Farm Gate Value 2012

Rank	County	Acres	Bales/Acre	$/Bale	Farm Gate
50	Appling	150	75	$2.50	$28,125
-	Atkinson				$0
52	Bacon	115	75	$2.50	$21,562
16	Baker	2,100	75	$2.50	$393,750
35	Baldwin	600	75	$2.50	$112,500
54	Banks	75	75	$2.50	$14,062
-	Barrow				$0
-	Bartow				$0
34	Ben Hill	609	75	$2.50	$114,187
50	Berrien	150	75	$2.50	$28,125
-	Bibb				$0
9	Bleckley	3,621	75	$2.50	$678,937
-	Brantley				$0
5	Brooks	4,200	80	$2.50	$840,000
-	Bryan				$0
15	Bulloch	2,200	75	$2.50	$412,500
31	Burke	750	75	$2.50	$140,625
42	Butts	350	26250	$2.50	$65,625
8	Calhoun	3,800	75	$2.50	$712,500
-	Camden				$0
32	Candler	700	75	$2.50	$131,250
-	Carroll				$0
-	Catoosa				$0
-	Charlton				$0
-	Chatham				$0
-	Chattahoochee				$0
49	Chattooga	200	75	$2.50	$37,500
-	Cherokee				$0
-	Clarke				$0
30	Clay	800	75	$2.50	$150,000
-	Clayton				$0
-	Clinch				$0
-	Cobb				$0
-	Coffee				$0
46	Colquitt	250	75	$2.50	$46,875
-	Columbia				$0
-	Cook				$0
-	Coweta				$0
-	Crawford				$0
28	Crisp	900	73	$2.50	$164,250
55	Dade	55	75	$2.75	$11,343
-	Dawson				$0
24	Decatur	1,200	70	$2.50	$210,000
-	DeKalb				$0
-	Dodge				$0
38	Dooly	450	75	$2.50	$84,375
-	Dougherty				$0
-	Douglas				$0
14	Early	2,500	80	$2.50	$500,000
-	Echols				$0
40	Effingham	400	75	$2.50	$75,000
51	Elbert	125	75	$2.50	$23,437
25	Emanuel	1,099	75	$2.50	$206,062
32	Evans	700	75	$2.50	$131,250
57	Fannin	30	75	$2.50	$5,625
-	Fayette				$0
37	Floyd	453	75	$2.50	$84,937
56	Forsyth	40	30000	$2.50	$7,500
1	Franklin	500	7500	$2.50	$9,375,000
-	Fulton				$0

Rank	County	Acres	Bales/Acre	$/Bale	Farm Gate
41	Gilmer	350	75	$2.75	$72,187
21	Glascock	2,000	65	$2.00	$260,000
-	Glynn				$0
-	Gordon				$0
48	Grady	170	75	$3.00	$38,250
-	Greene				$0
-	Gwinnett				$0
36	Habersham	500	75	$2.50	$93,750
40	Hall	400	75	$2.50	$75,000
-	Hancock				$0
-	Haralson				$0
20	Harris	900	90	$3.25	$263,250
30	Hart	800	75	$2.50	$150,000
-	Heard				$0
40	Henry	400	75	$2.50	$75,000
-	Houston				$0
26	Irwin	1,000	75	$2.50	$187,500
11	Jackson	4,000	75	$2.00	$600,000
46	Jasper	250	75	$2.50	$46,875
-	Jeff Davis				$0
10	Jefferson	3,500	75	$2.50	$656,250
26	Jenkins	1,000	75	$2.50	$187,500
12	Johnson	3,000	75	$2.50	$562,500
-	Jones				$0
26	Lamar	1,000	75	$2.50	$187,500
-	Lanier				$0
12	Laurens	3,000	75	$2.50	$562,500
17	Lee	2,000	75	$2.50	$375,000
-	Liberty				$0
53	Lincoln	100	75	$2.50	$18,750
-	Long				$0
-	Lowndes				$0
-	Lumpkin				$0
7	Macon	4,000	75	$2.50	$750,000
17	Madison	2,000	75	$2.50	$375,000
39	Marion	440	75	$2.50	$82,500
-	McDuffie				$0
-	McIntosh				$0
33	Meriwether	600	70	$3.00	$126,000
-	Miller				$0
36	Mitchell	500	75	$2.50	$93,750
36	Monroe	500	75	$2.50	$93,750
22	Montgomery	1,239	75	$2.75	$255,543
19	Morgan	1,500	75	$2.50	$281,250
-	Murray				$0
-	Muscogee				$0
46	Newton	250	75	$2.50	$46,875
36	Oconee	500	75	$2.50	$93,750
36	Oglethorpe	500	75	$2.50	$93,750
-	Paulding				$0
12	Peach	3,000	75	$2.50	$562,500
-	Pickens				$0
-	Pierce				$0
-	Pike				$0
58	Polk	25	75	$2.50	$4,687
6	Pulaski	4,200	75	$2.50	$787,500
43	Putnam	300	75	$2.50	$56,250
-	Quitman				$0
-	Rabun				$0
13	Randolph	2,800	75	$2.50	$525,000

Rank	County	Acres	Bales/Acre	$/Bale	Farm Gate
19	Richmond	50	75	$75.00	$281,250
-	Rockdale				$0
45	Schley	275	75	$2.50	$51,562
36	Screven	500	75	$2.50	$93,750
4	Seminole	4,500	75	$2.50	$843,750
26	Spalding	1,000	75	$2.50	$187,500
-	Stephens				$0
-	Stewart				$0
32	Sumter	700	75	$2.50	$131,250
2	Talbot	11,300	75	$3.00	$2,542,500
-	Taliaferro				$0
-	Tattnall				$0
35	Taylor	600	75	$2.50	$112,500
19	Telfair	1,500	75	$2.50	$281,250
3	Terrell	5,000	75	$2.50	$937,500
44	Thomas	280	75	$2.50	$52,500
47	Tift	200	75	$3.00	$45,000
19	Toombs	1,500	75	$2.50	$281,250
-	Towns				$0
27	Treutlen	750	75	$3.00	$168,750
-	Troup				$0
19	Turner	1,500	75	$2.50	$281,250
40	Twiggs	400	75	$2.50	$75,000
-	Union				$0
53	Upson	100	75	$2.50	$18,750
18	Walker	1,200	120	$2.50	$360,000
23	Walton	1,000	75	$3.00	$225,000
-	Ware				$0
29	Warren	1,200	55	$2.35	$155,100
3	Washington	5,000	75	$2.50	$937,500
-	Wayne				$0
-	Webster				$0
-	Wheeler				$0
-	White				$0
-	Whitfield				$0
4	Wilcox	4,500	75	$2.50	$843,750
35	Wilkes	600	75	$2.50	$112,500
53	Wilkinson	100	75	$2.50	$18,750
26	Worth	1,000	75	$2.50	$187,500
	Totals & Avg.	**120,601**	**192.05**	**$1.41**	**$32,672,238**

Percent of Row & Forage 1.00%

Top Ten Counties by Value - Straw

County	Acres	Yield	Price	Farm Gate
Franklin	500	7500	$2.50	$9,375,000
Talbot	11,300	75	$3.00	$2,542,500
Terrell	5,000	75	$2.50	$937,500
Washington	5,000	75	$2.50	$937,500
Seminole	4,500	75	$2.50	$843,750
Wilcox	4,500	75	$2.50	$843,750
Brooks	4,200	80	$2.50	$840,000
Pulaski	4,200	75	$2.50	$787,500
Macon	4,000	75	$2.50	$750,000
Calhoun	3,800	75	$2.50	$712,500

Top Ten Counties

For Straw

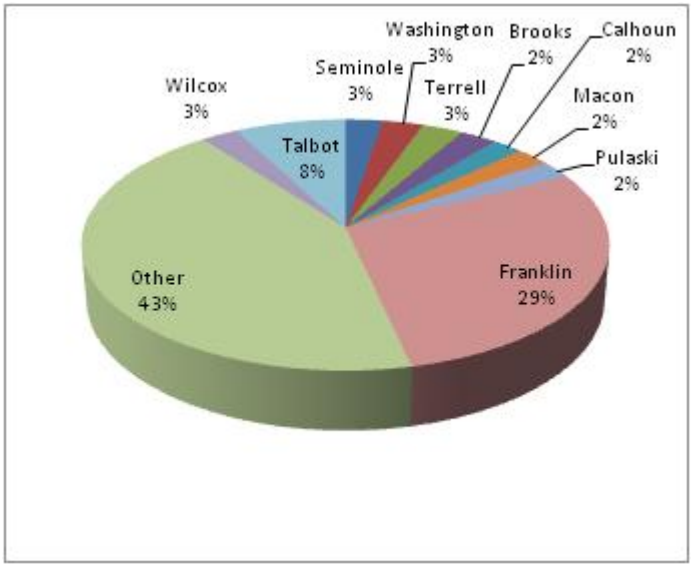

Tobacco Farm Gate Value 2012

Rank	County	Acres	Lb/Acre	$/Lb	Farm Gate
5	Appling	705	2250	$1.90	$3,013,875
10	Atkinson	417	2250	$1.90	$1,782,675
21	Bacon	103.29	2250	$1.90	$441,564
-	Baker				$0
-	Baldwin				$0
-	Banks				$0
-	Barrow				$0
-	Bartow				$0
20	Ben Hill	127	2250	$1.90	$542,925
2	Berrien	1,291	2140	$1.90	$5,249,206
-	Bibb				$0
-	Bleckley				$0
24	Brantley	32	2250	$1.90	$136,800
11	Brooks	347	2600	$1.88	$1,696,136
-	Bryan				$0
27	Bulloch	19	2250	$1.90	$76,532
-	Burke				$0
-	Butts				$0
-	Calhoun				$0
-	Camden				$0
14	Candler	250	2250	$1.90	$1,068,750
-	Carroll				$0
-	Catoosa				$0
-	Charlton				$0
-	Chatham				$0
-	Chattahoochee				$0
-	Chattooga				$0
-	Cherokee				$0
29	Clarke	0.30	2250	$1.90	$1,282
-	Clay				$0
-	Clayton				$0
28	Clinch	15	2250	$1.90	$64,125
-	Cobb				$0
1	Coffee	1,416	2250	$1.90	$6,053,400
8	Colquitt	500	2400	$1.90	$2,280,000
-	Columbia				$0
15	Cook	199	2250	$1.90	$850,725
-	Coweta				$0
-	Crawford				$0
-	Crisp				$0
-	Dade				$0
-	Dawson				$0
-	Decatur				$0
-	DeKalb				$0
-	Dodge				$0
-	Dooly				$0
-	Dougherty				$0
-	Douglas				$0
-	Early				$0
13	Echols	300	2250	$1.90	$1,282,500
25	Effingham	31	2250	$1.90	$132,525
-	Elbert				$0
19	Emanuel	137.50	2250	$1.90	$587,812
-	Evans				$0
-	Fannin				$0
-	Fayette				$0
-	Floyd				$0
-	Forsyth				$0
-	Franklin				$0
-	Fulton				$0

Rank	County	Acres	Lb/Acre	$/Lb	Farm Gate
-	Gilmer				$0
-	Glascock				$0
-	Glynn				$0
-	Gordon				$0
26	Grady	28.30	2250	$1.90	$120,982
-	Greene				$0
-	Gwinnett				$0
-	Habersham				$0
-	Hall				$0
-	Hancock				$0
-	Haralson				$0
-	Harris				$0
-	Hart				$0
-	Heard				$0
-	Henry				$0
-	Houston				$0
17	Irwin	174	2250	$1.90	$743,850
-	Jackson				$0
-	Jasper				$0
9	Jeff Davis	350	2800	$1.90	$1,862,000
-	Jefferson				$0
-	Jenkins				$0
-	Johnson				$0
-	Jones				$0
-	Lamar				$0
7	Lanier	600	2250	$1.90	$2,565,000
-	Laurens				$0
-	Lee				$0
-	Liberty				$0
-	Lincoln				$0
-	Long				$0
4	Lowndes	741	2400	$2.00	$3,556,800
-	Lumpkin				$0
-	Macon				$0
-	Madison				$0
-	Marion				$0
-	McDuffie				$0
-	McIntosh				$0
-	Meriwether				$0
-	Miller				$0
-	Mitchell				$0
-	Monroe				$0
-	Montgomery				$0
-	Morgan				$0
-	Murray				$0
-	Muscogee				$0
-	Newton				$0
-	Oconee				$0
-	Oglethorpe				$0
-	Paulding				$0
-	Peach				$0
-	Pickens				$0
3	Pierce	990	2500	$1.90	$4,984,650
-	Pike				$0
-	Polk				$0
-	Pulaski				$0
-	Putnam				$0
-	Quitman				$0
-	Rabun				$0
-	Randolph				$0

Rank	County	Acres	Lb/Acre	$/Lb	Farm Gate
-	Richmond				$0
-	Rockdale				$0
-	Schley				$0
22	Screven	85	2250	$1.90	$363,375
-	Seminole				$0
-	Spalding				$0
-	Stephens				$0
-	Stewart				$0
-	Sumter				$0
-	Talbot				$0
-	Taliaferro				$0
16	Tattnall	185	2250	$1.90	$790,875
-	Taylor				$0
-	Telfair				$0
-	Terrell				$0
23	Thomas	44.30	3800	$1.90	$319,846
12	Tift	280	2250	$1.90	$1,303,400
-	Toombs				$0
-	Towns				$0
-	Treutlen				$0
-	Troup				$0
-	Turner				$0
-	Twiggs				$0
-	Union				$0
-	Upson				$0
-	Walker				$0
-	Walton				$0
-	Ware				$0
-	Warren				$0
-	Washington				$0
6	Wayne	646	2100	$1.90	$2,577,540
-	Webster				$0
-	Wheeler				$0
-	White				$0
-	Whitfield				$0
-	Wilcox				$0
-	Wilkes				$0
-	Wilkinson				$0
18	Worth	144	2250	$1.90	$615,600
	Totals & Avg.	**10,158**	**2306.84**	**$1.92**	**$45,064,752**

Percent of Row & Forage 1.38%

Top Ten Counties

For Tobacco

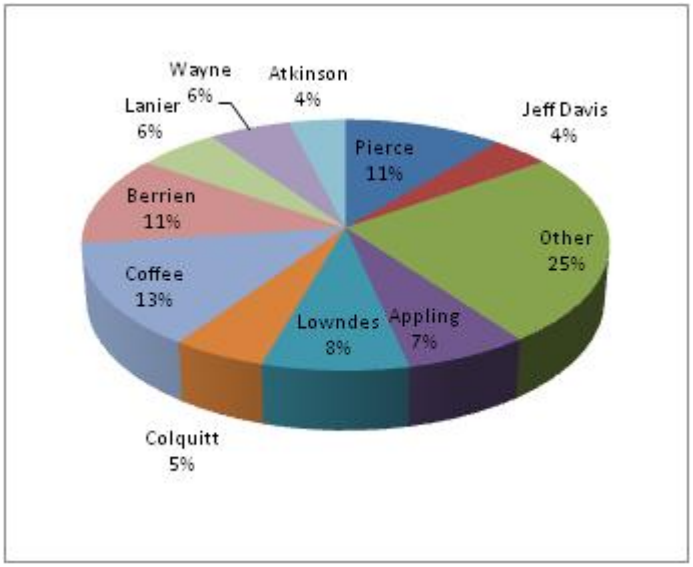

Top Ten Counties by Value - Tobacco

County	Acres	Yield	Price	Farm Gate
Coffee	1,416	2250	$1.90	$6,053,400
Berrien	1,291	2140	$1.90	$5,249,206
Pierce	990	2500	$1.90	$4,984,650
Lowndes	741	2400	$2.00	$3,556,800
Appling	705	2250	$1.90	$3,013,875
Wayne	646	2100	$1.90	$2,577,540
Lanier	600	2250	$1.90	$2,565,000
Colquitt	500	2400	$1.90	$2,280,000
Jeff Davis	350	2800	$1.90	$1,862,000
Atkinson	417	2250	$1.90	$1,782,675

Wheat Farm Gate Value 2012

Rank	County	Acres	Bu/Acre	$/Bu	Farm Gate
34	Appling	2,700	48	$7.30	$953,964
89	Atkinson	589	49	$7.30	$210,685
41	Bacon	2,202	49	$7.30	$787,655
38	Baker	2,100	55	$7.30	$843,150
85	Baldwin	640	49	$7.30	$228,928
116	Banks	50	30	$7.30	$10,950
-	Barrow				$0
72	Bartow	882	49	$7.30	$315,491
81	Ben Hill	609	55	$7.30	$244,513
74	Berrien	850	50	$7.30	$310,250
55	Bibb	1,516	49	$7.30	$542,273
18	Bleckley	4,500	51	$7.30	$1,675,350
-	Brantley				$0
21	Brooks	3,400	60	$7.50	$1,530,000
-	Bryan				$0
31	Bulloch	2,888	49	$7.30	$1,033,037
11	Burke	7,250	49	$7.30	$2,593,325
97	Butts	400	19600	$7.30	$143,080
16	Calhoun	4,379	55	$7.30	$1,758,168
-	Camden				$0
67	Candler	1,000	50	$7.50	$375,000
-	Carroll				$0
113	Catoosa	60	49	$7.30	$21,462
-	Charlton				$0
-	Chatham				$0
-	Chattahoochee				$0
112	Chattooga	75	49	$7.30	$26,827
-	Cherokee				$0
98	Clarke	392	49	$7.30	$140,218
26	Clay	3,064	55	$7.30	$1,230,196
-	Clayton				$0
-	Clinch				$0
-	Cobb				$0
96	Coffee	416	49	$7.30	$148,803
24	Colquitt	3,800	48	$7.30	$1,331,520
119	Columbia	10	49	$6.95	$3,405
82	Cook	600	55	$7.30	$240,900
105	Coweta	213.20	49	$7.30	$76,261
80	Crawford	732.50	49	$7.30	$262,015
17	Crisp	3,489	67	$7.30	$1,706,469
111	Dade	75	50	$7.80	$29,250
-	Dawson				$0
23	Decatur	2,507	65	$8.50	$1,385,117
-	DeKalb				$0
40	Dodge	2,000	55	$7.30	$803,000
3	Dooly	12,363	49	$7.30	$4,422,245
75	Dougherty	850	49	$7.30	$304,045
-	Douglas				$0
6	Early	7,103	65	$7.70	$3,555,051
-	Echols				$0
63	Effingham	1,165	49	$7.30	$416,720
61	Elbert	1,213	60	$7.30	$442,745
32	Emanuel	2,559	55	$7.30	$1,027,438
54	Evans	1,500	58	$7.30	$635,100
115	Fannin	40	45	$7.30	$13,140
118	Fayette	25	49	$4.30	$5,267
69	Floyd	907	55	$7.30	$364,160
-	Forsyth				$0
70	Franklin	800	60	$7.30	$350,400
-	Fulton				$0

Rank	County	Acres	Bu/Acre	$/Bu	Farm Gate
108	Gilmer	175	50	$7.25	$63,437
64	Glascock	1,250	44	$7.05	$387,750
-	Glynn				$0
78	Gordon	767.90	49	$7.30	$274,677
48	Grady	1,911	52	$7.30	$725,415
106	Greene	201.90	49	$7.30	$72,219
-	Gwinnett				$0
49	Habersham	2,000	49	$7.30	$715,400
90	Hall	554	49	$7.30	$198,165
103	Hancock	340	41	$6.90	$96,186
-	Haralson				$0
94	Harris	450	45	$8.00	$162,000
36	Hart	2,500	49	$7.30	$894,250
113	Heard	60	49	$7.30	$21,462
87	Henry	627	49	$7.30	$224,277
22	Houston	4,189	49	$7.30	$1,498,405
60	Irwin	1,292	49	$7.30	$462,148
49	Jackson	2,000	49	$7.30	$715,400
104	Jasper	212	60	$7.30	$92,856
52	Jeff Davis	1,503	60	$7.30	$658,314
2	Jefferson	11,500	55	$7.30	$4,617,250
51	Jenkins	1,783	55	$7.00	$686,455
33	Johnson	2,343	60	$7.30	$1,026,234
-	Jones				$0
37	Lamar	2,355	50	$7.30	$859,575
102	Lanier	360	49	$7.30	$128,772
12	Laurens	6,862	49	$7.30	$2,454,537
4	Lee	7,428.40	80	$7.30	$4,338,185
-	Liberty				$0
107	Lincoln	200	49	$7.30	$71,540
109	Long	120	55	$7.30	$48,180
110	Lowndes	117	50	$7.30	$42,705
-	Lumpkin				$0
5	Macon	10,153.70	49	$7.30	$3,631,978
29	Madison	3,000	49	$7.30	$1,073,100
101	Marion	469	30	$7.30	$133,524
-	McDuffie				$0
-	McIntosh				$0
65	Meriwether	880	60	$7.30	$385,440
25	Miller	3,689	49	$7.30	$1,319,555
14	Mitchell	4,350	65	$7.30	$2,064,075
58	Monroe	1,407	49	$7.30	$503,283
44	Montgomery	1,878.60	55	$7.50	$774,922
45	Morgan	2,163	49	$7.30	$773,705
-	Murray				$0
-	Muscogee				$0
62	Newton	1,500	40	$7.30	$438,000
84	Oconee	650	49	$7.30	$232,505
46	Oglethorpe	2,343	45	$7.30	$769,675
-	Paulding				$0
20	Peach	3,898	55	$7.30	$1,565,047
-	Pickens				$0
42	Pierce	1,649	50	$7.30	$782,450
-	Pike				$0
59	Polk	1,362	49	$7.30	$487,187
13	Pulaski	6,500	49	$7.30	$2,325,050
83	Putnam	670	49	$7.30	$239,659
-	Quitman				$0
117	Rabun	15	49	$7.30	$5,365
10	Randolph	7,100	53	$7.30	$2,736,624

Rank	County	Acres	Bu/Acre	$/Bu	Farm Gate
79	Richmond	627	60	$7.30	$274,626
112	Rockdale	75	49	$7.30	$26,827
95	Schley	442	49	$7.30	$158,103
39	Screven	2,263	49	$7.30	$809,475
7	Seminole	5,674	65	$8.50	$3,134,885
68	Spalding	1,000	50	$7.30	$365,000
114	Stephens	50	45	$7.30	$16,425
88	Stewart	678	45	$7.30	$222,723
1	Sumter	13,500	49	$7.30	$4,828,950
92	Talbot	350	60	$9.00	$189,000
-	Taliaferro				$0
35	Tattnall	2,500	50	$7.30	$912,500
30	Taylor	3,145	45	$7.30	$1,033,132
53	Telfair	1,500	60	$7.30	$657,000
8	Terrell	8,444	49	$7.30	$3,020,418
28	Thomas	3,111.40	49	$7.30	$1,112,947
57	Tift	1,190	55	$7.30	$521,220
43	Toombs	2,166.44	49	$7.30	$774,935
-	Towns				$0
77	Treutlen	768.40	50	$7.30	$280,466
-	Troup				$0
27	Turner	2,432	65	$7.30	$1,153,984
73	Twiggs	869.40	49	$7.30	$310,984
-	Union				$0
100	Upson	306	60	$7.30	$134,028
66	Walker	950	55	$7.30	$381,425
47	Walton	2,000	50	$7.30	$730,000
86	Ware	700	49	$7.30	$224,840
76	Warren	950	45	$7.10	$303,525
19	Washington	5,189	42	$7.30	$1,590,947
50	Wayne	1,760	55	$7.30	$706,640
71	Webster	1,029	45	$7.30	$338,026
56	Wheeler	1,211.30	60	$7.30	$530,549
93	White	500	49	$7.30	$178,850
-	Whitfield				$0
15	Wilcox	5,160	49	$7.30	$1,845,732
99	Wilkes	400	48	$7.30	$140,160
91	Wilkinson	550	49	$7.30	$196,735
9	Worth	8,359	49	$7.30	$2,990,014
	Totals & Avg.	**268,542**	**81.84**	**$4.75**	**$104,369,607**

Percent of Row & Forage 3.20%

Top Ten Counties

For Wheat

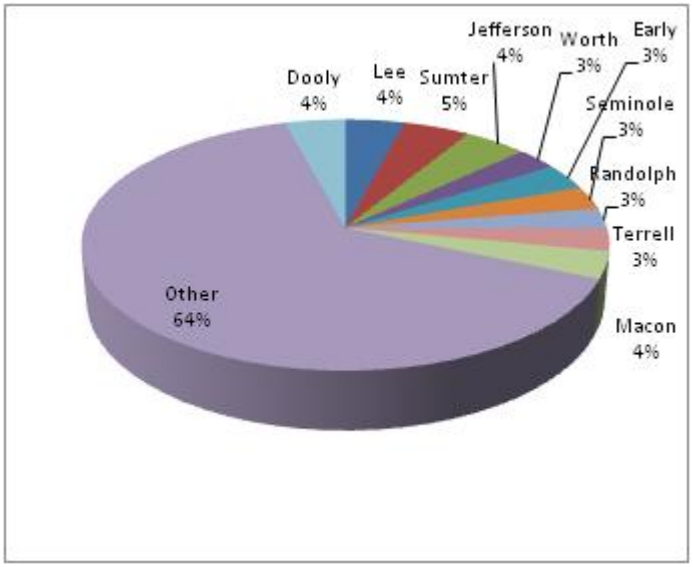

Top Ten Counties by Value - Wheat

County	Acres	Yield	Price	Farm Gate
Sumter	13,500	49	$7.30	$4,828,950
Jefferson	11,500	55	$7.30	$4,617,250
Dooly	12,363	49	$7.30	$4,422,245
Lee	7,428.40	80	$7.30	$4,338,185
Macon	10,153.70	49	$7.30	$3,631,978
Early	7,103	65	$7.70	$3,555,051
Seminole	5,674	65	$8.50	$3,134,885
Terrell	8,444	49	$7.30	$3,020,418
Worth	8,359	49	$7.30	$2,990,014
Randolph	7,100	53	$7.30	$2,736,624

Miscellaneous Row And Forage Crops Farm Gate Value 2012

Rank	County	Farm Gate
1	Appling	$7,200
2	Atkinson	$337,500
-	Bacon	$0
3	Baker	$550,000
-	Baldwin	$0
-	Banks	$0
-	Barrow	$0
4	Bartow	$81,642
5	Ben Hill	$4,176
-	Berrien	$0
6	Bibb	$103,740
-	Bleckley	$0
-	Brantley	$0
7	Brooks	$1,847,760
-	Bryan	$0
8	Bulloch	$2,079,000
-	Burke	$0
-	Butts	$0
-	Calhoun	$0
-	Camden	$0
9	Candler	$133,500
-	Carroll	$0
10	Catoosa	$1,500
-	Charlton	$0
-	Chatham	$0
-	Chattahoochee	$0
-	Chattooga	$0
-	Cherokee	$0
-	Clarke	$0
-	Clay	$0
-	Clayton	$0
-	Clinch	$0
-	Cobb	$0
11	Coffee	$2,340,000
-	Colquitt	$0
-	Columbia	$0
12	Cook	$23,600
-	Coweta	$0
13	Crawford	$106,100
-	Crisp	$0
-	Dade	$0
-	Dawson	$0
14	Decatur	$78,600
-	DeKalb	$0
15	Dodge	$45,000
-	Dooly	$0
-	Dougherty	$0
-	Douglas	$0
-	Early	$0
-	Echols	$0
16	Effingham	$909,200
17	Elbert	$276,978
18	Emanuel	$24,480
19	Evans	$50,000
-	Fannin	$0

Rank	County	Farm Gate
-	Fayette	$0
20	Floyd	$5,233
-	Forsyth	$0
21	Franklin	$217,000
-	Fulton	$0
22	Gilmer	$4,000
-	Glascock	$0
-	Glynn	$0
23	Gordon	$660,960
24	Grady	$161,600
-	Greene	$0
-	Gwinnett	$0
-	Habersham	$0
25	Hall	$39,960
-	Hancock	$0
-	Haralson	$0
-	Harris	$0
26	Hart	$316,000
-	Heard	$0
-	Henry	$0
-	Houston	$0
27	Irwin	$849,084
28	Jackson	$1,125
-	Jasper	$0
29	Jeff Davis	$223,350
-	Jefferson	$0
30	Jenkins	$400,000
31	Johnson	$28,640
-	Jones	$0
32	Lamar	$349,065
33	Lanier	$5,000
34	Laurens	$5,100
35	Lee	$458,322
-	Liberty	$0
-	Lincoln	$0
-	Long	$0
36	Lowndes	$490,242
-	Lumpkin	$0
37	Macon	$1,151,600
38	Madison	$2,640,000
-	Marion	$0
-	McDuffie	$0
-	McIntosh	$0
39	Meriwether	$78,800
40	Miller	$1,201,500
41	Mitchell	$1,200,000
-	Monroe	$0
-	Montgomery	$0
42	Morgan	$630,000
43	Murray	$51,936
-	Muscogee	$0
44	Newton	$159,925
45	Oconee	$643,237
-	Oglethorpe	$0
-	Paulding	$0

Rank	County	Farm Gate
46	Peach	$84,000
-	Pickens	$0
47	Pierce	$70,000
48	Pike	$79,515
-	Polk	$0
-	Pulaski	$0
49	Putnam	$119,250
-	Quitman	$0
-	Rabun	$0
50	Randolph	$589,200
51	Richmond	$204,000
-	Rockdale	$0
-	Schley	$0
-	Screven	$0
52	Seminole	$126,960
53	Spalding	$819,000
54	Stephens	$96,200
-	Stewart	$0
-	Sumter	$0
-	Talbot	$0
-	Taliaferro	$0
55	Tattnall	$289,060
56	Taylor	$141,975
-	Telfair	$0
-	Terrell	$0
-	Thomas	$0
57	Tift	$1,079,600
-	Toombs	$0
-	Towns	$0
-	Treutlen	$0
-	Troup	$0
58	Turner	$2,910
-	Twiggs	$0
-	Union	$0
59	Upson	$12,800
60	Walker	$24,750
61	Walton	$870,000
62	Ware	$37,500
-	Warren	$0
63	Washington	$64,176
-	Wayne	$0
-	Webster	$0
64	Wheeler	$48,000
-	White	$0
65	Whitfield	$170
66	Wilcox	$326,400
-	Wilkes	$0
-	Wilkinson	$0
67	Worth	$113,370
	Totals & Avg.	**$26,170,493**

Percent of Row & Forage
0.80%

Total Row and Forage Crops Value

Rank	County	Farm Gate
20	Appling	$59,697,694
40	Atkinson	$30,467,008
46	Bacon	$25,847,674
15	Baker	$63,706,275
101	Baldwin	$2,481,390
109	Banks	$1,881,512
116	Barrow	$1,582,908
66	Bartow	$7,865,573
41	Ben Hill	$29,607,807
18	Berrien	$60,790,501
120	Bibb	$1,484,918
47	Bleckley	$24,882,006
90	Brantley	$3,566,747
11	Brooks	$81,606,680
94	Bryan	$3,219,441
8	Bulloch	$94,223,407
9	Burke	$93,022,652
92	Butts	$3,418,065
14	Calhoun	$64,163,496
-	Camden	$0
43	Candler	$26,654,325
117	Carroll	$1,569,856
138	Catoosa	$548,722
127	Charlton	$1,042,490
150	Chatham	$14,000
-	Chattahoochee	$0
83	Chattooga	$4,835,003
139	Cherokee	$527,975
134	Clarke	$648,771
50	Clay	$20,953,568
146	Clayton	$90,000
105	Clinch	$2,185,562
145	Cobb	$275,250
12	Coffee	$79,512,305
4	Colquitt	$101,646,435
113	Columbia	$1,773,378
34	Cook	$36,966,215
130	Coweta	$877,521
107	Crawford	$1,894,584
22	Crisp	$55,546,715
111	Dade	$1,831,756
131	Dawson	$799,375
3	Decatur	$104,216,379
-	DeKalb	$0
37	Dodge	$33,964,575
6	Dooly	$99,019,610
32	Dougherty	$42,466,045
147	Douglas	$61,250
5	Early	$101,573,782
58	Echols	$12,680,750
52	Effingham	$14,817,191
86	Elbert	$4,344,691
33	Emanuel	$38,181,166
53	Evans	$14,791,395

Rank	County	Farm Gate
125	Fannin	$1,112,265
149	Fayette	$35,149
59	Floyd	$12,666,230
148	Forsyth	$49,500
57	Franklin	$13,893,400
-	Fulton	$0
99	Gilmer	$2,507,125
64	Glascock	$9,262,044
151	Glynn	$7,000
63	Gordon	$9,619,238
21	Grady	$55,865,788
118	Greene	$1,527,165
142	Gwinnett	$308,675
79	Habersham	$5,165,662
91	Hall	$3,523,160
112	Hancock	$1,815,071
126	Haralson	$1,052,599
97	Harris	$2,682,250
72	Hart	$6,739,220
135	Heard	$626,099
100	Henry	$2,494,580
69	Houston	$7,366,192
13	Irwin	$73,663,448
84	Jackson	$4,649,975
103	Jasper	$2,246,366
38	Jeff Davis	$33,622,251
26	Jefferson	$53,239,532
36	Jenkins	$36,223,115
61	Johnson	$11,688,817
124	Jones	$1,358,000
88	Lamar	$3,694,354
54	Lanier	$14,663,648
42	Laurens	$27,434,753
19	Lee	$59,926,369
141	Liberty	$354,767
104	Lincoln	$2,197,790
114	Long	$1,731,075
44	Lowndes	$26,606,715
136	Lumpkin	$599,050
31	Macon	$48,511,288
67	Madison	$7,806,950
78	Marion	$5,357,365
137	McDuffie	$569,700
-	McIntosh	$0
98	Meriwether	$2,610,340
7	Miller	$94,755,116
1	Mitchell	$138,233,196
115	Monroe	$1,698,205
55	Montgomery	$14,312,843
76	Morgan	$5,959,105
106	Murray	$2,141,648
-	Muscogee	$0
95	Newton	$3,025,600
87	Oconee	$4,166,402

Rank	County	Farm Gate
74	Oglethorpe	$6,371,123
133	Paulding	$672,500
62	Peach	$10,738,715
122	Pickens	$1,415,000
35	Pierce	$36,381,064
123	Pike	$1,376,623
81	Polk	$5,100,157
28	Pulaski	$51,818,335
96	Putnam	$2,932,070
128	Quitman	$966,430
143	Rabun	$307,000
29	Randolph	$50,195,036
89	Richmond	$3,615,582
144	Rockdale	$293,889
108	Schley	$1,881,773
25	Screven	$53,875,276
10	Seminole	$82,883,964
102	Spalding	$2,452,000
129	Stephens	$915,456
73	Stewart	$6,525,224
16	Sumter	$63,647,295
93	Talbot	$3,232,480
-	Taliaferro	$0
39	Tattnall	$32,279,240
70	Taylor	$7,180,263
48	Telfair	$22,138,009
17	Terrell	$60,815,970
30	Thomas	$49,004,763
23	Tift	$55,019,437
49	Toombs	$21,848,087
132	Towns	$700,000
77	Treutlen	$5,670,024
140	Troup	$392,180
24	Turner	$54,545,321
65	Twiggs	$8,267,673
-	Union	$0
110	Upson	$1,874,543
75	Walker	$6,049,175
80	Walton	$5,138,078
60	Ware	$11,986,377
82	Warren	$5,055,945
51	Washington	$16,333,979
45	Wayne	$26,195,709
56	Webster	$14,216,070
68	Wheeler	$7,742,807
85	White	$4,369,207
119	Whitfield	$1,507,720
27	Wilcox	$52,490,182
71	Wilkes	$7,052,310
121	Wilkinson	$1,470,166
2	Worth	$109,349,132
	Totals & Avg.	**$3,257,481,988**

2012 Georgia Fruits and Nuts Farm Gate Value

$547,449,114

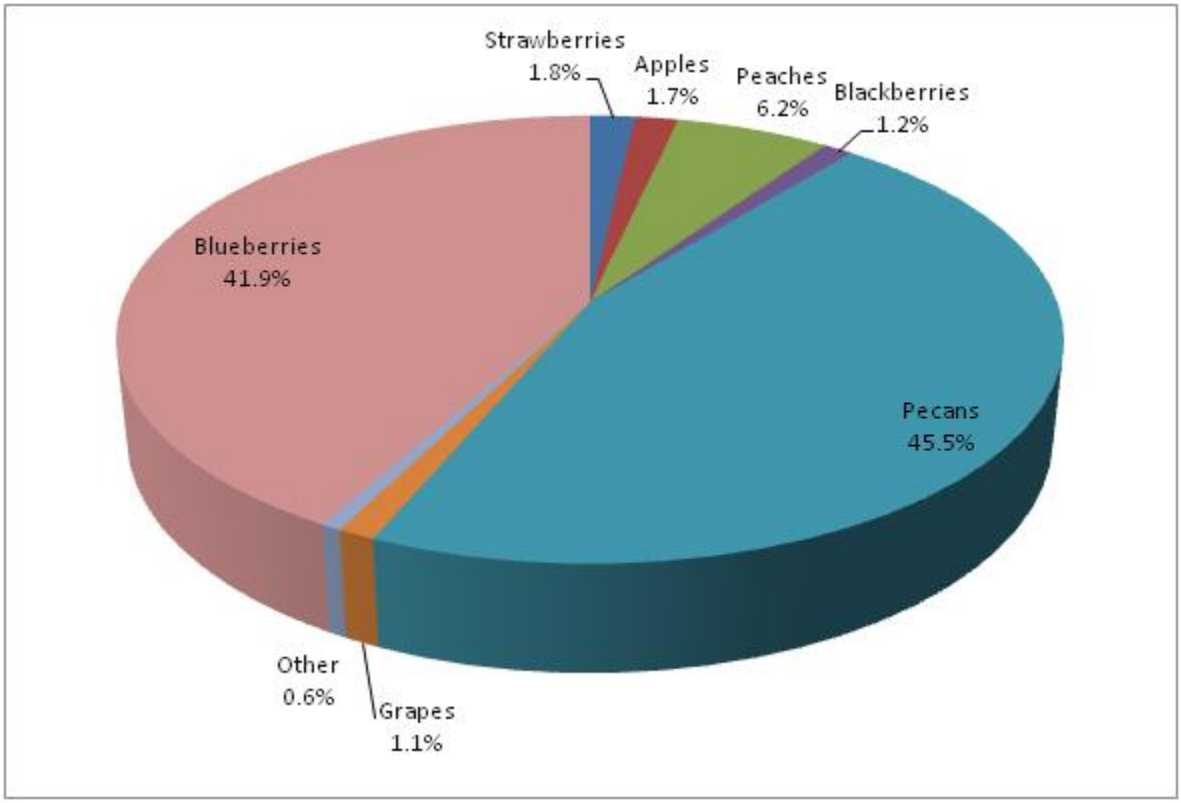

Apples Farm Gate Value 2012

Rank	County	Acres	Farm gate Value
-	Appling		$0
-	Atkinson		$0
-	Bacon		$0
-	Baker		$0
-	Baldwin		$0
-	Banks		$0
-	Barrow		$0
-	Bartow		$0
-	Ben Hill		$0
-	Berrien		$0
-	Bibb		$0
-	Bleckley		$0
-	Brantley		$0
-	Brooks		$0
-	Bryan		$0
-	Bulloch		$0
-	Burke		$0
-	Butts		$0
-	Calhoun		$0
-	Camden		$0
-	Candler		$0
-	Carroll		$0
-	Catoosa		$0
-	Charlton		$0
-	Chatham		$0
-	Chattahoochee		$0
15	Chattooga	5	$3,375
-	Cherokee		$0
-	Clarke		$0
-	Clay		$0
-	Clayton		$0
-	Clinch		$0
-	Cobb		$0
-	Coffee		$0
-	Colquitt		$0
-	Columbia		$0
-	Cook		$0
-	Coweta		$0
-	Crawford		$0
-	Crisp		$0
-	Dade		$0
-	Dawson		$0
14	Decatur	4	$13,068
-	DeKalb		$0
-	Dodge		$0
-	Dooly		$0
-	Dougherty		$0
-	Douglas		$0
-	Early		$0
-	Echols		$0
-	Effingham		$0
-	Elbert		$0
-	Emanuel		$0
-	Evans		$0
2	Fannin	240	$4,023,000
-	Fayette		$0
-	Floyd		$0
-	Forsyth		$0
-	Franklin		$0
-	Fulton		$0

Rank	County	Acres	Farm gate Value
1	Gilmer	320	$4,077,000
-	Glascock		$0
-	Glynn		$0
-	Gordon		$0
-	Grady		$0
-	Greene		$0
-	Gwinnett		$0
7	Habersham	20	$81,000
4	Hall	30	$283,500
-	Hancock		$0
6	Haralson	4	$97,200
-	Harris		$0
12	Hart	4	$17,820
-	Heard		$0
-	Henry		$0
-	Houston		$0
-	Irwin		$0
-	Jackson		$0
-	Jasper		$0
-	Jeff Davis		$0
-	Jefferson		$0
-	Jenkins		$0
-	Johnson		$0
-	Jones		$0
-	Lamar		$0
-	Lanier		$0
-	Laurens		$0
-	Lee		$0
-	Liberty		$0
9	Lincoln	6	$48,600
-	Long		$0
-	Lowndes		$0
-	Lumpkin		$0
-	Macon		$0
-	Madison		$0
-	Marion		$0
-	McDuffie		$0
-	McIntosh		$0
5	Meriwether	15	$101,250
-	Miller		$0
-	Mitchell		$0
-	Monroe		$0
-	Montgomery		$0
-	Morgan		$0
-	Murray		$0
-	Muscogee		$0
-	Newton		$0
11	Oconee	5	$20,250
-	Oglethorpe		$0
-	Paulding		$0
-	Peach		$0
-	Pickens		$0
-	Pierce		$0
-	Pike		$0
-	Polk		$0
-	Pulaski		$0
-	Putnam		$0
-	Quitman		$0
3	Rabun	70	$540,000
-	Randolph		$0

Rank	County	Acres	Farm gate Value
-	Richmond		$0
-	Rockdale		$0
-	Schley		$0
-	Screven		$0
-	Seminole		$0
-	Spalding		$0
-	Stephens		$0
-	Stewart		$0
-	Sumter		$0
-	Talbot		$0
-	Taliaferro		$0
-	Tattnall		$0
-	Taylor		$0
-	Telfair		$0
-	Terrell		$0
-	Thomas		$0
-	Tift		$0
-	Toombs		$0
-	Towns		$0
-	Treutlen		$0
7	Troup	15	$81,000
-	Turner		$0
-	Twiggs		$0
8	Union	12	$55,404
-	Upson		$0
13	Walker	3	$16,200
-	Walton		$0
-	Ware		$0
-	Warren		$0
-	Washington		$0
-	Wayne		$0
-	Webster		$0
-	Wheeler		$0
-	White		$0
-	Whitfield		$0
10	Wilcox	6	$24,300
-	Wilkes		$0
-	Wilkinson		$0
-	Worth		$0
	Totals & Avg.	**759**	**$9,482,967**

Percent of Fruits & Nuts 1.73%

Top Ten Counties by Value - Apples

County	Acres	Farm gate Value
Gilmer	320	$4,077,000
Fannin	240	$4,023,000
Rabun	70	$540,000
Hall	30	$283,500
Meriwether	15	$101,250
Haralson	4	$97,200
Habersham	20	$81,000
Troup	15	$81,000
Union	12	$55,404
Lincoln	6	$48,600

Top Ten Counties

For Apples

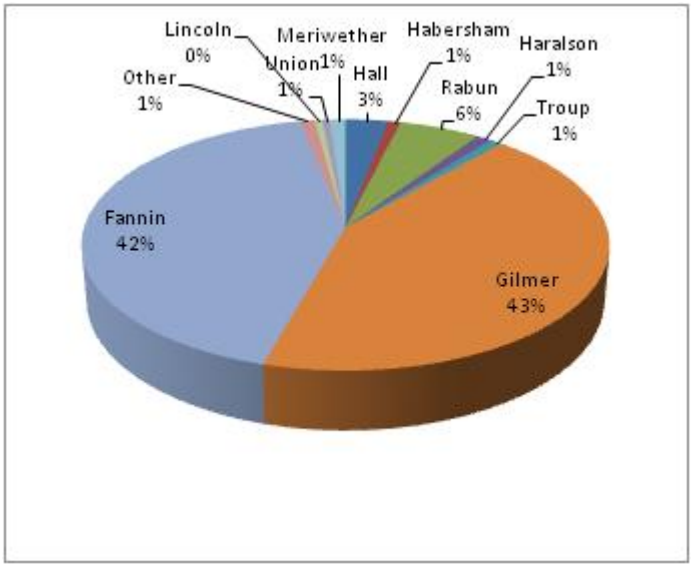

Blackberries Farm Gate Value 2012

Rank	County	Acres	Farm gate Value
3	Appling	93	$883,500
6	Atkinson	16	$152,000
-	Bacon		$0
-	Baker		$0
-	Baldwin		$0
-	Banks		$0
-	Barrow		$0
-	Bartow		$0
-	Ben Hill		$0
-	Berrien		$0
41	Bibb	1	$563
-	Bleckley		$0
-	Brantley		$0
-	Brooks		$0
-	Bryan		$0
35	Bulloch	1	$9,280
-	Burke		$0
14	Butts	10	$58,000
-	Calhoun		$0
-	Camden		$0
29	Candler	2	$16,500
16	Carroll	5	$55,250
38	Catoosa	1	$2,900
17	Charlton	4	$52,200
36	Chatham	2	$8,700
-	Chattahoochee		$0
-	Chattooga		$0
19	Cherokee	5	$29,000
43	Clarke	1	$300
-	Clay		$0
-	Clayton		$0
9	Clinch	15	$114,000
-	Cobb		$0
4	Coffee	25	$285,000
-	Colquitt		$0
-	Columbia		$0
14	Cook	4	$58,000
-	Coweta		$0
-	Crawford		$0
-	Crisp		$0
-	Dade		$0
-	Dawson		$0
-	Decatur		$0
-	DeKalb		$0
36	Dodge	1	$8,700
-	Dooly		$0
-	Dougherty		$0
-	Douglas		$0
-	Early		$0
1	Echols	100	$2,090,000
19	Effingham	2	$29,000
-	Elbert		$0
37	Emanuel	1	$5,800
-	Evans		$0
28	Fannin	2	$17,100
20	Fayette	3	$28,800
-	Floyd		$0
-	Forsyth		$0
24	Franklin	2	$23,200
-	Fulton		$0

Rank	County	Acres	Farm gate Value
26	Gilmer	2	$21,000
-	Glascock		$0
-	Glynn		$0
-	Gordon		$0
-	Grady		$0
-	Greene		$0
-	Gwinnett		$0
19	Habersham	2	$29,000
15	Hall	6	$57,000
10	Hancock	40	$77,000
-	Haralson		$0
-	Harris		$0
39	Hart	2	$2,660
-	Heard		$0
24	Henry	4	$23,200
-	Houston		$0
2	Irwin	131	$1,244,500
-	Jackson		$0
21	Jasper	2	$28,275
-	Jeff Davis		$0
-	Jefferson		$0
-	Jenkins		$0
-	Johnson		$0
25	Jones	2	$22,040
32	Lamar	2	$11,600
-	Lanier		$0
-	Laurens		$0
-	Lee		$0
-	Liberty		$0
-	Lincoln		$0
27	Long	2	$17,400
-	Lowndes		$0
-	Lumpkin		$0
-	Macon		$0
-	Madison		$0
-	Marion		$0
-	McDuffie		$0
-	McIntosh		$0
8	Meriwether	10	$118,900
-	Miller		$0
42	Mitchell	1	$348
-	Monroe		$0
-	Montgomery		$0
-	Morgan		$0
-	Murray		$0
-	Muscogee		$0
30	Newton	2	$14,501
31	Oconee	1	$14,500
-	Oglethorpe		$0
-	Paulding		$0
-	Peach		$0
22	Pickens	3	$27,000
-	Pierce		$0
18	Pike	3	$34,800
-	Polk		$0
-	Pulaski		$0
19	Putnam	2	$29,000
-	Quitman		$0
31	Rabun	5	$14,500
-	Randolph		$0

Rank	County	Acres	Farm gate Value
-	Richmond		$0
-	Rockdale		$0
-	Schley		$0
31	Screven	1	$14,500
-	Seminole		$0
-	Spalding		$0
-	Stephens		$0
-	Stewart		$0
-	Sumter		$0
11	Talbot	5	$72,500
-	Taliaferro		$0
7	Tattnall	14	$133,000
-	Taylor		$0
-	Telfair		$0
-	Terrell		$0
-	Thomas		$0
23	Tift	5	$26,100
-	Toombs		$0
-	Towns		$0
-	Treutlen		$0
-	Troup		$0
38	Turner	1	$2,900
-	Twiggs		$0
12	Union	7	$66,500
-	Upson		$0
-	Walker		$0
-	Walton		$0
5	Ware	20	$266,000
-	Warren		$0
-	Washington		$0
33	Wayne	2	$10,151
-	Webster		$0
-	Wheeler		$0
-	White		$0
40	Whitfield	1	$725
34	Wilcox	1	$10,150
-	Wilkes		$0
-	Wilkinson		$0
13	Worth	5	$64,670
	Totals & Avg.	**578**	**$6,382,213**

Percent of Fruits & Nuts 1.17%

Top Ten Counties by Value - Blackberries

County	Acres	Farm gate Value
Echols	100	$2,090,000
Irwin	131	$1,244,500
Appling	93	$883,500
Coffee	25	$285,000
Ware	20	$266,000
Atkinson	16	$152,000
Tattnall	14	$133,000
Meriwether	10	$118,900
Clinch	15	$114,000
Hancock	40	$77,000

Top Ten Counties

For Blackberries

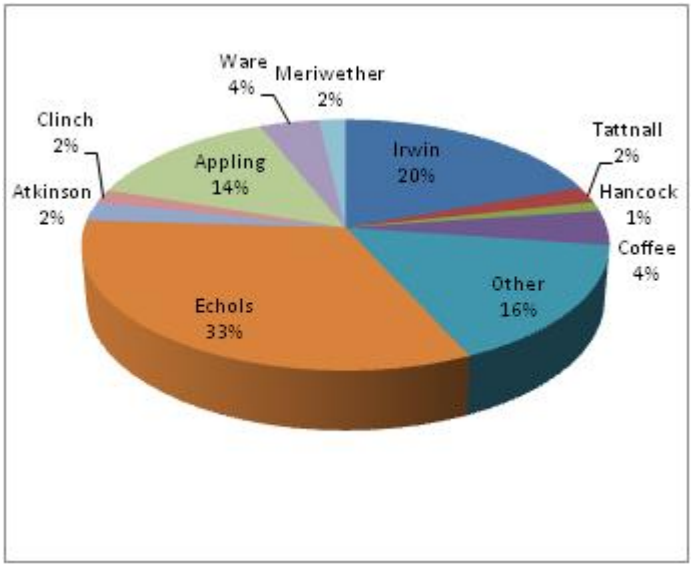

Blueberries Farm Gate Value 2012

Rank	County	Acres	Farm gate Value
2	Appling	4,300	$62,982,000
7	Atkinson	522	$4,184,690
1	Bacon	8,100	$91,146,631
-	Baker		$0
39	Baldwin	12	$137,772
77	Banks	4	$24,590
67	Barrow	4	$37,380
-	Bartow		$0
-	Ben Hill		$0
9	Berrien	200	$2,324,095
-	Bibb		$0
-	Bleckley		$0
6	Brantley	603	$4,727,800
50	Brooks	11	$82,320
-	Bryan		$0
-	Bulloch		$0
47	Burke	25	$89,600
33	Butts	25	$166,875
-	Calhoun		$0
25	Camden	27	$310,960
65	Candler	51	$42,840
61	Carroll	5	$52,993
-	Catoosa		$0
19	Charlton	77	$558,640
85	Chatham	4	$14,018
-	Chattahoochee		$0
66	Chattooga	6	$40,050
41	Cherokee	9	$124,956
91	Clarke	3	$7,500
-	Clay		$0
-	Clayton		$0
3	Clinch	3,700	$27,610,000
-	Cobb		$0
11	Coffee	244	$1,888,000
24	Colquitt	74	$384,700
64	Columbia	7	$42,875
29	Cook	40	$231,616
45	Coweta	7	$93,450
-	Crawford		$0
31	Crisp	17	$185,006
80	Dade	4	$20,400
-	Dawson		$0
49	Decatur	25	$82,500
-	DeKalb		$0
95	Dodge	1	$5,340
-	Dooly		$0
72	Dougherty	3	$28,125
-	Douglas		$0
-	Early		$0
13	Echols	100	$967,500
16	Effingham	62	$749,012
-	Elbert		$0
48	Emanuel	22	$86,240
63	Evans	10	$44,800
30	Fannin	22	$203,525
42	Fayette	10	$118,500
-	Floyd		$0
-	Forsyth		$0
-	Franklin		$0
83	Fulton	4	$15,715

Rank	County	Acres	Farm gate Value
34	Gilmer	15	$165,000
-	Glascock		$0
36	Glynn	62	$155,667
89	Gordon	2	$10,704
17	Grady	70	$709,590
75	Greene	7	$24,980
69	Gwinnett	7	$31,360
40	Habersham	40	$136,100
38	Hall	25	$144,760
-	Hancock		$0
78	Haralson	40	$22,400
18	Harris	65	$638,000
81	Hart	9	$20,258
-	Heard		$0
53	Henry	14	$80,280
98	Houston	6	$3,204
15	Irwin	194	$869,120
-	Jackson		$0
-	Jasper		$0
10	Jeff Davis	197	$2,011,405
-	Jefferson		$0
-	Jenkins		$0
62	Johnson	14	$47,040
-	Jones		$0
-	Lamar		$0
-	Lanier		$0
-	Laurens		$0
70	Lee	28	$29,904
73	Liberty	7	$26,000
-	Lincoln		$0
14	Long	181	$936,705
22	Lowndes	50	$398,950
82	Lumpkin	2	$18,690
26	Macon	55	$307,480
-	Madison		$0
87	Marion	1	$13,000
32	McDuffie	10	$174,000
23	McIntosh	140	$386,000
35	Meriwether	40	$156,800
-	Miller		$0
-	Mitchell		$0
-	Monroe		$0
51	Montgomery	13	$81,100
43	Morgan	41	$118,074
59	Murray	4	$55,216
-	Muscogee		$0
76	Newton	4	$24,720
55	Oconee	9	$71,632
84	Oglethorpe	9	$15,120
-	Paulding		$0
88	Peach	2	$11,930
46	Pickens	10	$90,000
5	Pierce	930	$5,033,270
79	Pike	2	$21,360
100	Polk	2	$1,120
74	Pulaski	5	$25,760
56	Putnam	4	$68,352
-	Quitman		$0
8	Rabun	1,002	$3,376,020
-	Randolph		$0

Rank	County	Acres	Farm gate Value
90	Richmond	2	$8,960
60	Rockdale	5	$53,400
96	Schley	1	$4,200
68	Screven	30	$33,600
94	Seminole	1	$6,400
-	Spalding		$0
71	Stephens	6	$28,836
-	Stewart		$0
-	Sumter		$0
-	Talbot		$0
-	Taliaferro		$0
-	Tattnall		$0
-	Taylor		$0
21	Telfair	100	$448,000
92	Terrell	3	$6,720
27	Thomas	55	$276,696
93	Tift	5	$6,675
20	Toombs	37	$453,805
-	Towns		$0
-	Treutlen		$0
58	Troup	15	$58,800
52	Turner	32	$81,000
-	Twiggs		$0
44	Union	12	$99,960
90	Upson	4	$8,960
28	Walker	12	$240,300
99	Walton	2	$3,000
4	Ware	1,450	$9,070,000
-	Warren		$0
97	Washington	2	$4,005
12	Wayne	415	$1,774,650
-	Webster		$0
54	Wheeler	9	$79,200
-	White		$0
-	Whitfield		$0
86	Wilcox	6	$13,440
37	Wilkes	14	$149,520
-	Wilkinson		$0
57	Worth	5	$60,075
	Totals & Avg.	**23,878**	**$229,294,286**

Percent of Fruits & Nuts 41.88%

Top Ten Counties by Value - Blueberries

County	Acres	Farm gate Value
Bacon	8,100	$91,146,631
Appling	4,300	$62,982,000
Clinch	3,700	$27,610,000
Ware	1,450	$9,070,000
Pierce	930	$5,033,270
Brantley	603	$4,727,800
Atkinson	522	$4,184,690
Rabun	1,002	$3,376,020
Berrien	200	$2,324,095
Jeff Davis	197	$2,011,405

Top Ten Counties

For Blueberries

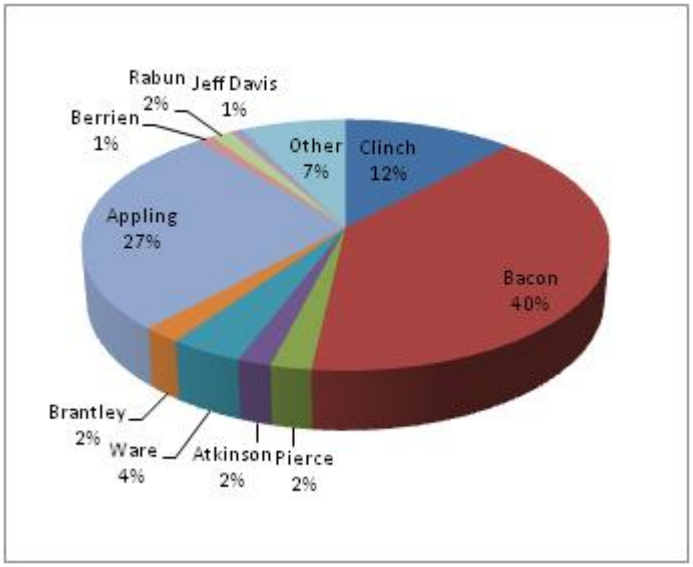

Grapes Farm Gate Value 2012

Rank	County	Acres	Farm gate Value
30	Appling	5	$17,500
-	Atkinson		$0
-	Bacon		$0
-	Baker		$0
-	Baldwin		$0
33	Banks	2	$8,000
15	Barrow	25	$52,500
-	Bartow		$0
-	Ben Hill		$0
-	Berrien		$0
45	Bibb	1	$313
-	Bleckley		$0
-	Brantley		$0
-	Brooks		$0
-	Bryan		$0
9	Bulloch	47	$153,470
-	Burke		$0
-	Butts		$0
2	Calhoun	178	$1,121,400
23	Camden	4	$37,000
-	Candler		$0
20	Carroll	14	$45,668
41	Catoosa	2	$4,200
18	Charlton	10	$49,000
-	Chatham		$0
-	Chattahoochee		$0
38	Chattooga	15	$5,250
36	Cherokee	5	$7,000
42	Clarke	2	$1,800
-	Clay		$0
-	Clayton		$0
-	Clinch		$0
-	Cobb		$0
-	Coffee		$0
-	Colquitt		$0
-	Columbia		$0
-	Cook		$0
-	Coweta		$0
-	Crawford		$0
-	Crisp		$0
-	Dade		$0
-	Dawson		$0
-	Decatur		$0
-	DeKalb		$0
-	Dodge		$0
-	Dooly		$0
44	Dougherty	6	$810
-	Douglas		$0
-	Early		$0
-	Echols		$0
-	Effingham		$0
-	Elbert		$0
-	Emanuel		$0
-	Evans		$0
13	Fannin	15	$63,000
-	Fayette		$0
28	Floyd	4	$22,000
-	Forsyth		$0
-	Franklin		$0
-	Fulton		$0

Rank	County	Acres	Farm gate Value
22	Gilmer	14	$44,100
-	Glascock		$0
-	Glynn		$0
-	Gordon		$0
17	Grady	15	$50,325
-	Greene		$0
-	Gwinnett		$0
5	Habersham	92	$491,200
10	Hall	30	$144,000
19	Hancock	45	$46,800
-	Haralson		$0
-	Harris		$0
-	Hart		$0
-	Heard		$0
35	Henry	4	$7,400
-	Houston		$0
1	Irwin	635	$1,155,000
-	Jackson		$0
-	Jasper		$0
-	Jeff Davis		$0
34	Jefferson	2	$7,560
-	Jenkins		$0
-	Johnson		$0
-	Jones		$0
29	Lamar	5	$20,000
-	Lanier		$0
-	Laurens		$0
-	Lee		$0
43	Liberty	1	$1,560
-	Lincoln		$0
32	Long	3	$10,800
3	Lowndes	35	$546,000
7	Lumpkin	62	$303,800
-	Macon		$0
11	Madison	22	$92,400
-	Marion		$0
-	McDuffie		$0
-	McIntosh		$0
6	Meriwether	80	$315,760
-	Miller		$0
-	Mitchell		$0
-	Monroe		$0
-	Montgomery		$0
-	Morgan		$0
-	Murray		$0
-	Muscogee		$0
24	Newton	6	$30,450
27	Oconee	2	$24,000
12	Oglethorpe	8	$86,400
-	Paulding		$0
-	Peach		$0
29	Pickens	5	$20,000
40	Pierce	2	$4,500
37	Pike	3	$6,000
-	Polk		$0
-	Pulaski		$0
-	Putnam		$0
-	Quitman		$0
8	Rabun	41	$204,700
-	Randolph		$0

Rank	County	Acres	Farm gate Value
-	Richmond		$0
-	Rockdale		$0
-	Schley		$0
-	Screven		$0
-	Seminole		$0
-	Spalding		$0
26	Stephens	6	$26,460
-	Stewart		$0
-	Sumter		$0
-	Talbot		$0
-	Taliaferro		$0
-	Tattnall		$0
-	Taylor		$0
-	Telfair		$0
-	Terrell		$0
16	Thomas	12	$51,240
-	Tift		$0
21	Toombs	5	$45,000
13	Towns	45	$63,000
27	Treutlen	8	$24,000
-	Troup		$0
-	Turner		$0
-	Twiggs		$0
14	Union	14	$60,368
-	Upson		$0
18	Walker	20	$49,000
-	Walton		$0
-	Ware		$0
-	Warren		$0
39	Washington	2	$4,600
31	Wayne	5	$12,950
-	Webster		$0
-	Wheeler		$0
4	White	110	$539,000
-	Whitfield		$0
-	Wilcox		$0
-	Wilkes		$0
46	Wilkinson	1	$195
25	Worth	3	$30,000
	Totals & Avg.	**1,676**	**$6,107,478**

Percent of Fruits & Nuts 1.12%

Top Ten Counties by Value - Grapes

County	Acres	Farm gate Value
Irwin	635	$1,155,000
Calhoun	178	$1,121,400
Lowndes	35	$546,000
White	110	$539,000
Habersham	92	$491,200
Meriwether	80	$315,760
Lumpkin	62	$303,800
Rabun	41	$204,700
Bulloch	47	$153,470
Hall	30	$144,000

Top Ten Counties

For Grapes

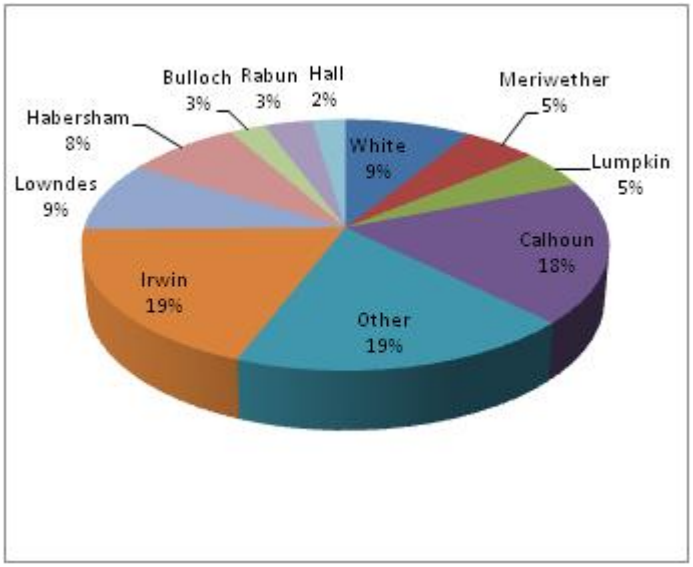

Peaches Farm Gate Value 2012

Rank	County	Acres	Farm gate Value
35	Appling	3	$4,500
32	Atkinson	5	$12,950
-	Bacon		$0
37	Baker	2	$4,000
-	Baldwin		$0
-	Banks		$0
-	Barrow		$0
-	Bartow		$0
-	Ben Hill		$0
-	Berrien		$0
-	Bibb		$0
-	Bleckley		$0
-	Brantley		$0
13	Brooks	650	$339,920
-	Bryan		$0
23	Bulloch	20	$68,000
-	Burke		$0
-	Butts		$0
-	Calhoun		$0
-	Camden		$0
-	Candler		$0
-	Carroll		$0
-	Catoosa		$0
-	Charlton		$0
-	Chatham		$0
-	Chattahoochee		$0
-	Chattooga		$0
-	Cherokee		$0
14	Clarke	4	$240,000
-	Clay		$0
-	Clayton		$0
-	Clinch		$0
-	Cobb		$0
34	Coffee	5	$4,625
-	Colquitt		$0
-	Columbia		$0
20	Cook	32	$83,590
-	Coweta		$0
4	Crawford	1,203	$3,729,300
-	Crisp		$0
-	Dade		$0
-	Dawson		$0
25	Decatur	21	$46,620
-	DeKalb		$0
9	Dodge	85	$425,000
15	Dooly	85	$220,150
-	Dougherty		$0
-	Douglas		$0
-	Early		$0
-	Echols		$0
-	Effingham		$0
-	Elbert		$0
-	Emanuel		$0
-	Evans		$0
22	Fannin	22	$75,700
29	Fayette	3	$25,500
-	Floyd		$0
-	Forsyth		$0
24	Franklin	11	$55,000
-	Fulton		$0

Rank	County	Acres	Farm gate Value
18	Gilmer	40	$147,000
-	Glascock		$0
-	Glynn		$0
-	Gordon		$0
-	Grady		$0
-	Greene		$0
-	Gwinnett		$0
12	Habersham	100	$389,960
16	Hall	80	$208,976
38	Hancock	25	$3,500
36	Haralson	2	$4,440
-	Harris		$0
21	Hart	29	$79,831
-	Heard		$0
8	Henry	100	$450,000
-	Houston		$0
-	Irwin		$0
-	Jackson		$0
-	Jasper		$0
-	Jeff Davis		$0
-	Jefferson		$0
-	Jenkins		$0
-	Johnson		$0
-	Jones		$0
-	Lamar		$0
-	Lanier		$0
-	Laurens		$0
-	Lee		$0
-	Liberty		$0
17	Lincoln	15	$195,000
41	Long	1	$350
-	Lowndes		$0
-	Lumpkin		$0
1	Macon	2,515	$9,305,500
-	Madison		$0
-	Marion		$0
-	McDuffie		$0
-	McIntosh		$0
3	Meriwether	1,225	$4,916,375
-	Miller		$0
30	Mitchell	7	$20,720
11	Monroe	186	$399,156
-	Montgomery		$0
31	Morgan	12	$20,424
-	Murray		$0
-	Muscogee		$0
42	Newton	1	$93
6	Oconee	120	$1,080,000
-	Oglethorpe		$0
-	Paulding		$0
2	Peach	2,371	$6,449,120
-	Pickens		$0
-	Pierce		$0
10	Pike	126	$403,200
-	Polk		$0
-	Pulaski		$0
39	Putnam	2	$3,000
-	Quitman		$0
33	Rabun	10	$11,840
-	Randolph		$0

Rank	County	Acres	Farm gate Value
-	Richmond		$0
-	Rockdale		$0
7	Schley	382	$565,360
-	Screven		$0
28	Seminole	10	$25,900
-	Spalding		$0
40	Stephens	1	$2,250
-	Stewart		$0
-	Sumter		$0
19	Talbot	10	$90,000
-	Taliaferro		$0
-	Tattnall		$0
5	Taylor	1,485	$3,682,800
-	Telfair		$0
-	Terrell		$0
-	Thomas		$0
27	Tift	13	$34,200
-	Toombs		$0
-	Towns		$0
-	Treutlen		$0
-	Troup		$0
-	Turner		$0
-	Twiggs		$0
-	Union		$0
-	Upson		$0
-	Walker		$0
-	Walton		$0
-	Ware		$0
-	Warren		$0
-	Washington		$0
-	Wayne		$0
-	Webster		$0
-	Wheeler		$0
-	White		$0
-	Whitfield		$0
26	Wilcox	11	$44,000
-	Wilkes		$0
-	Wilkinson		$0
-	Worth		$0
	Totals & Avg.	**11,029**	**$33,867,850**

Percent of Fruits & Nuts 6.19%

Top Ten Counties by Value - Peaches

County	Acres	Farm gate Value
Macon	2,515	$9,305,500
Peach	2,371	$6,449,120
Meriwether	1,225	$4,916,375
Crawford	1,203	$3,729,300
Taylor	1,485	$3,682,800
Oconee	120	$1,080,000
Schley	382	$565,360
Henry	100	$450,000
Dodge	85	$425,000
Pike	126	$403,200

Top Ten Counties

For Peaches

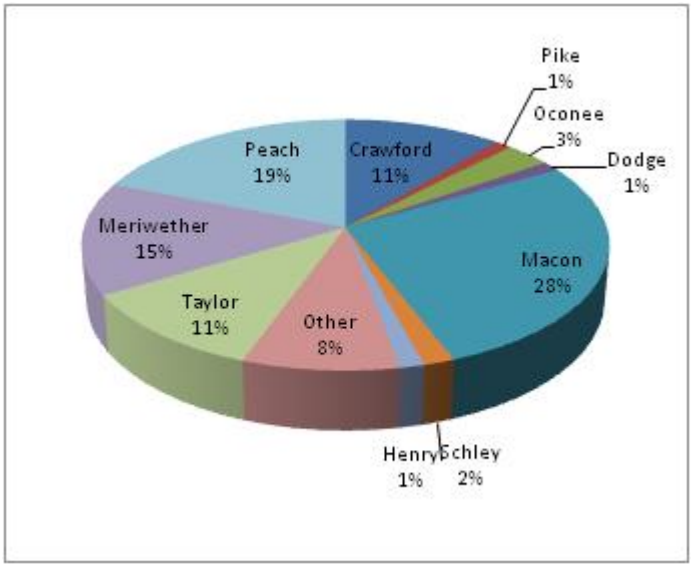

Pecans Farm Gate Value 2012

Rank	County	Acres	Farm gate Value
32	Appling	1,113	$1,988,240
59	Atkinson	208	$300,560
58	Bacon	200	$306,000
42	Baker	1,200	$1,224,000
92	Baldwin	95	$28,263
-	Banks		$0
98	Barrow	12	$10,200
-	Bartow		$0
20	Ben Hill	2,100	$3,213,000
23	Berrien	2,000	$3,060,000
73	Bibb	105	$124,950
63	Bleckley	520	$243,100
54	Brantley	300	$459,000
29	Brooks	1,900	$2,261,000
-	Bryan		$0
13	Bulloch	3,025	$5,553,900
25	Burke	3,600	$2,937,600
68	Butts	85	$216,750
9	Calhoun	4,200	$7,140,000
-	Camden		$0
19	Candler	1,900	$3,325,000
100	Carroll	3	$3,570
-	Catoosa		$0
86	Charlton	60	$44,370
76	Chatham	40	$102,000
-	Chattahoochee		$0
76	Chattooga	100	$102,000
-	Cherokee		$0
-	Clarke		$0
87	Clay	45	$42,075
-	Clayton		$0
90	Clinch	20	$34,000
-	Cobb		$0
65	Coffee	145	$221,850
37	Colquitt	800	$1,360,000
-	Columbia		$0
41	Cook	1,038	$1,235,220
-	Coweta		$0
26	Crawford	2,089	$2,840,360
11	Crisp	3,325	$6,217,750
-	Dade		$0
-	Dawson		$0
17	Decatur	1,231	$4,185,400
-	DeKalb		$0
49	Dodge	500	$722,500
14	Dooly	3,631	$5,083,400
1	Dougherty	16,430	$37,953,300
-	Douglas		$0
52	Early	457	$598,213
-	Echols		$0
55	Effingham	200	$408,000
90	Elbert	100	$34,000
51	Emanuel	665	$678,300
35	Evans	725	$1,450,000
-	Fannin		$0
-	Fayette		$0
-	Floyd		$0
-	Forsyth		$0
-	Franklin		$0
-	Fulton		$0

Rank	County	Acres	Farm gate Value
-	Gilmer		$0
97	Glascock	65	$14,105
-	Glynn		$0
-	Gordon		$0
10	Grady	3,370	$6,520,950
101	Greene	5	$42
96	Gwinnett	14	$14,280
-	Habersham		$0
-	Hall		$0
74	Hancock	500	$123,750
99	Haralson	15	$3,825
85	Harris	100	$48,000
67	Hart	155	$217,388
-	Heard		$0
-	Henry		$0
15	Houston	2,982	$5,069,400
28	Irwin	1,500	$2,295,000
-	Jackson		$0
72	Jasper	150	$127,500
89	Jeff Davis	35	$35,700
24	Jefferson	1,240	$2,976,000
44	Jenkins	400	$1,188,000
88	Johnson	30	$40,800
72	Jones	150	$127,500
69	Lamar	125	$212,500
-	Lanier		$0
62	Laurens	478	$243,627
3	Lee	9,000	$16,830,000
-	Liberty		$0
84	Lincoln	50	$51,000
83	Long	42	$57,120
7	Lowndes	4,000	$8,640,000
-	Lumpkin		$0
8	Macon	6,000	$7,650,000
56	Madison	75	$369,750
91	Marion	45	$30,600
78	McDuffie	80	$81,600
-	McIntosh		$0
76	Meriwether	200	$102,000
53	Miller	351	$492,278
2	Mitchell	14,200	$21,122,500
80	Monroe	42	$71,400
31	Montgomery	1,173	$2,110,680
64	Morgan	230	$234,600
-	Murray		$0
-	Muscogee		$0
81	Newton	75	$70,125
94	Oconee	25	$25,000
-	Oglethorpe		$0
-	Paulding		$0
4	Peach	7,500	$11,475,000
-	Pickens		$0
30	Pierce	1,400	$2,142,000
71	Pike	83	$141,100
-	Polk		$0
30	Pulaski	1,400	$2,142,000
82	Putnam	130	$61,880
-	Quitman		$0
-	Rabun		$0
45	Randolph	685	$1,164,500

Rank	County	Acres	Farm gate Value
50	Richmond	250	$680,000
70	Rockdale	80	$172,800
57	Schley	305	$311,100
5	Screven	21,000	$10,710,000
22	Seminole	816	$3,084,480
-	Spalding		$0
95	Stephens	3	$24,480
48	Stewart	496	$927,520
12	Sumter	3,300	$6,171,000
47	Talbot	375	$1,035,000
-	Taliaferro		$0
6	Tattnall	6,500	$10,400,000
66	Taylor	144	$220,320
39	Telfair	1,244	$1,268,880
40	Terrell	1,327	$1,240,745
16	Thomas	2,857	$4,249,193
36	Tift	950	$1,372,750
43	Toombs	1,000	$1,190,000
-	Towns		$0
93	Treutlen	38	$26,390
-	Troup		$0
33	Turner	1,244	$1,691,840
60	Twiggs	325	$290,063
-	Union		$0
75	Upson	67	$113,900
-	Walker		$0
79	Walton	10	$78,750
34	Ware	1,185	$1,510,875
77	Warren	420	$99,960
18	Washington	2,449	$4,163,300
-	Wayne		$0
38	Webster	592	$1,308,320
46	Wheeler	700	$1,071,000
-	White		$0
-	Whitfield		$0
27	Wilcox	1,861	$2,372,775
78	Wilkes	80	$81,600
61	Wilkinson	200	$255,000
21	Worth	1,850	$3,145,000
	Totals & Avg.	**163,933**	**$249,298,409**

Percent of Fruits & Nuts 45.54%

Top Ten Counties by Value - Pecans

County	Acres	Farm gate Value
Dougherty	16,430	$37,953,300
Mitchell	14,200	$21,122,500
Lee	9,000	$16,830,000
Peach	7,500	$11,475,000
Screven	21,000	$10,710,000
Tattnall	6,500	$10,400,000
Lowndes	4,000	$8,640,000
Macon	6,000	$7,650,000
Calhoun	4,200	$7,140,000
Grady	3,370	$6,520,950

Top Ten Counties

For Pecans

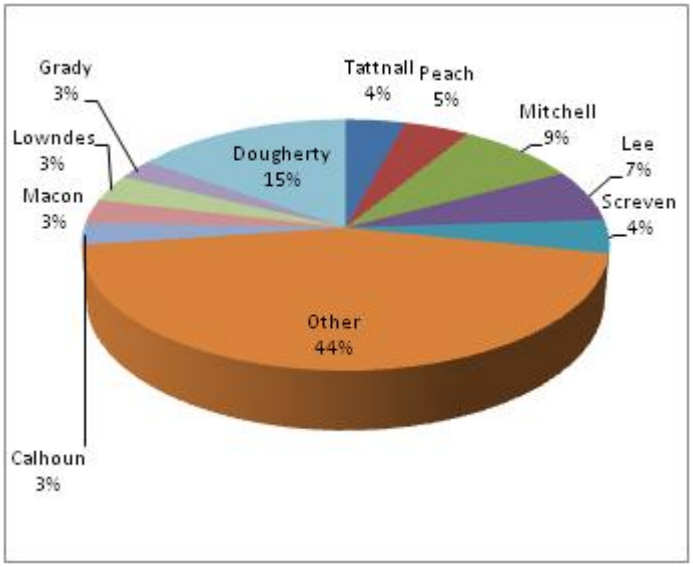

Strawberries Farm Gate Value 2012

Rank	County	Acres	Farm gate Value
4	Appling	14	$525,000
-	Atkinson		$0
-	Bacon		$0
-	Baker		$0
-	Baldwin		$0
-	Banks		$0
-	Barrow		$0
-	Bartow		$0
-	Ben Hill		$0
-	Berrien		$0
39	Bibb	5	$43,750
-	Bleckley		$0
-	Brantley		$0
-	Brooks		$0
-	Bryan		$0
33	Bulloch	2	$64,000
16	Burke	6	$150,000
1	Butts	25	$900,000
-	Calhoun		$0
53	Camden	1	$3,500
13	Candler	8	$195,000
47	Carroll	1	$21,250
55	Catoosa	1	$2,000
-	Charlton		$0
38	Chatham	6	$44,000
-	Chattahoochee		$0
57	Chattooga	5	$1,500
-	Cherokee		$0
56	Clarke	2	$1,600
-	Clay		$0
18	Clayton	20	$132,000
-	Clinch		$0
51	Cobb	1	$16,000
45	Coffee	1	$30,000
31	Colquitt	2	$72,500
-	Columbia		$0
-	Cook		$0
32	Coweta	2	$68,000
-	Crawford		$0
26	Crisp	3	$89,100
-	Dade		$0
-	Dawson		$0
54	Decatur	1	$3,400
-	DeKalb		$0
-	Dodge		$0
-	Dooly		$0
20	Dougherty	0	$125,000
-	Douglas		$0
-	Early		$0
-	Echols		$0
32	Effingham	2	$68,000
-	Elbert		$0
-	Emanuel		$0
49	Evans	1	$20,000
27	Fannin	3	$87,000
14	Fayette	20	$190,800
6	Floyd	5	$405,563
25	Forsyth	3	$90,000
34	Franklin	3	$60,000
-	Fulton		$0

Rank	County	Acres	Farm gate Value
12	Gilmer	6	$199,125
-	Glascock		$0
-	Glynn		$0
23	Gordon	3	$102,000
-	Grady		$0
-	Greene		$0
30	Gwinnett	9	$79,180
15	Habersham	5	$170,000
3	Hall	18	$765,000
36	Hancock	25	$52,875
-	Haralson		$0
21	Harris	5	$120,000
34	Hart	2	$60,000
-	Heard		$0
49	Henry	4	$20,000
-	Houston		$0
-	Irwin		$0
-	Jackson		$0
-	Jasper		$0
-	Jeff Davis		$0
24	Jefferson	3	$100,000
-	Jenkins		$0
-	Johnson		$0
-	Jones		$0
40	Lamar	3	$42,000
-	Lanier		$0
-	Laurens		$0
-	Lee		$0
-	Liberty		$0
-	Lincoln		$0
-	Long		$0
29	Lowndes	4	$80,000
8	Lumpkin	10	$343,400
45	Macon	1	$30,000
43	Madison	3	$36,000
-	Marion		$0
-	McDuffie		$0
-	McIntosh		$0
37	Meriwether	25	$50,000
35	Miller	3	$55,000
-	Mitchell		$0
16	Monroe	5	$150,000
-	Montgomery		$0
-	Morgan		$0
-	Murray		$0
-	Muscogee		$0
17	Newton	4	$144,500
48	Oconee	6	$20,400
50	Oglethorpe	5	$18,750
52	Paulding	4	$4,005
22	Peach	6	$114,000
45	Pickens	1	$30,000
-	Pierce		$0
28	Pike	3	$84,000
46	Polk	1	$27,500
-	Pulaski		$0
-	Putnam		$0
-	Quitman		$0
5	Rabun	13	$517,000
-	Randolph		$0

Rank	County	Acres	Farm gate Value
-	Richmond		$0
7	Rockdale	10	$360,000
-	Schley		$0
9	Screven	10	$340,000
-	Seminole		$0
-	Spalding		$0
-	Stephens		$0
-	Stewart		$0
-	Sumter		$0
-	Talbot		$0
-	Taliaferro		$0
16	Tattnall	3	$150,000
19	Taylor	5	$130,000
-	Telfair		$0
-	Terrell		$0
-	Thomas		$0
10	Tift	10	$280,000
44	Toombs	1	$34,000
-	Towns		$0
-	Treutlen		$0
-	Troup		$0
21	Turner	3	$120,000
-	Twiggs		$0
-	Union		$0
40	Upson	3	$42,000
-	Walker		$0
34	Walton	2	$60,000
42	Ware	2	$38,000
-	Warren		$0
-	Washington		$0
41	Wayne	2	$40,000
-	Webster		$0
-	Wheeler		$0
7	White	12	$360,000
-	Whitfield		$0
2	Wilcox	19	$890,000
-	Wilkes		$0
-	Wilkinson		$0
11	Worth	6	$204,000
	Totals & Avg.	**405**	**$9,871,698**

Percent of Fruits & Nuts 1.80%

Top Ten Counties by Value - Strawberries

County	Acres	Farm gate Value
Butts	25	$900,000
Wilcox	19	$890,000
Hall	18	$765,000
Appling	14	$525,000
Rabun	13	$517,000
Floyd	5	$405,563
Rockdale	10	$360,000
White	12	$360,000
Lumpkin	10	$343,400
Screven	10	$340,000

Top Ten Counties

For Strawberries

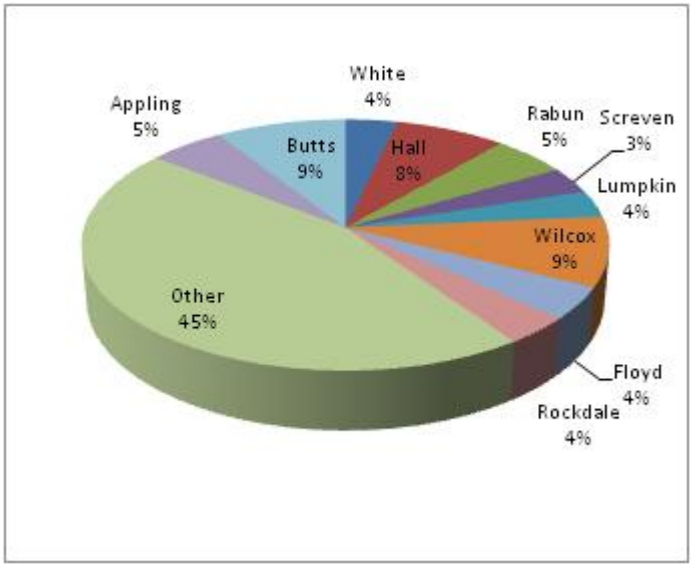

Miscellaneous Fruits and Nuts Farm Gate Value 2012

Rank	County	Farm gate
-	Appling	$0
-	Atkinson	$0
-	Bacon	$0
20	Baker	$8,000
7	Baldwin	$45,000
-	Banks	$0
-	Barrow	$0
-	Bartow	$0
-	Ben Hill	$0
1	Berrien	$1,961,000
-	Bibb	$0
-	Bleckley	$0
-	Brantley	$0
8	Brooks	$43,550
-	Bryan	$0
-	Bulloch	$0
-	Burke	$0
-	Butts	$0
-	Calhoun	$0
-	Camden	$0
25	Candler	$2,250
23	Carroll	$6,000
22	Catoosa	$6,300
-	Charlton	$0
-	Chatham	$0
-	Chattahoochee	$0
-	Chattooga	$0
-	Cherokee	$0
26	Clarke	$1,800
-	Clay	$0
-	Clayton	$0
-	Clinch	$0
-	Cobb	$0
-	Coffee	$0
-	Colquitt	$0
-	Columbia	$0
10	Cook	$33,000
-	Coweta	$0
-	Crawford	$0
-	Crisp	$0
-	Dade	$0
-	Dawson	$0
-	Decatur	$0
-	DeKalb	$0
-	Dodge	$0
-	Dooly	$0
-	Dougherty	$0
-	Douglas	$0
-	Early	$0
-	Echols	$0
-	Effingham	$0
-	Elbert	$0
6	Emanuel	$47,952
-	Evans	$0
9	Fannin	$40,950

Rank	County	Farm gate
-	Fayette	$0
-	Floyd	$0
-	Forsyth	$0
-	Franklin	$0
-	Fulton	$0
18	Gilmer	$10,000
-	Glascock	$0
-	Glynn	$0
-	Gordon	$0
-	Grady	$0
-	Greene	$0
-	Gwinnett	$0
-	Habersham	$0
11	Hall	$32,650
-	Hancock	$0
-	Haralson	$0
-	Harris	$0
-	Hart	$0
-	Heard	$0
-	Henry	$0
-	Houston	$0
-	Irwin	$0
-	Jackson	$0
-	Jasper	$0
-	Jeff Davis	$0
-	Jefferson	$0
-	Jenkins	$0
-	Johnson	$0
-	Jones	$0
-	Lamar	$0
-	Lanier	$0
-	Laurens	$0
-	Lee	$0
17	Liberty	$12,000
-	Lincoln	$0
-	Long	$0
-	Lowndes	$0
-	Lumpkin	$0
-	Macon	$0
-	Madison	$0
-	Marion	$0
-	McDuffie	$0
-	McIntosh	$0
-	Meriwether	$0
-	Miller	$0
21	Mitchell	$7,500
-	Monroe	$0
13	Montgomery	$24,000
-	Morgan	$0
-	Murray	$0
-	Muscogee	$0
29	Newton	$563
-	Oconee	$0
-	Oglethorpe	$0
-	Paulding	$0

Rank	County	Farm gate
12	Peach	$32,000
-	Pickens	$0
-	Pierce	$0
-	Pike	$0
-	Polk	$0
-	Pulaski	$0
19	Putnam	$9,000
-	Quitman	$0
-	Rabun	$0
-	Randolph	$0
-	Richmond	$0
21	Rockdale	$7,500
-	Schley	$0
-	Screven	$0
24	Seminole	$4,500
3	Spalding	$150,000
28	Stephens	$1,000
-	Stewart	$0
-	Sumter	$0
-	Talbot	$0
-	Taliaferro	$0
16	Tattnall	$15,000
14	Taylor	$22,050
-	Telfair	$0
-	Terrell	$0
-	Thomas	$0
-	Tift	$0
5	Toombs	$60,000
-	Towns	$0
-	Treutlen	$0
-	Troup	$0
-	Turner	$0
-	Twiggs	$0
-	Union	$0
-	Upson	$0
-	Walker	$0
15	Walton	$18,750
-	Ware	$0
-	Warren	$0
-	Washington	$0
2	Wayne	$440,300
-	Webster	$0
-	Wheeler	$0
-	White	$0
-	Whitfield	$0
27	Wilcox	$1,600
4	Wilkes	$100,000
-	Wilkinson	$0
-	Worth	$0
	Totals & Avg.	**$3,144,215**

Percent of Fruits & Nuts
0.57%

Total Fruits and Nuts Value

Rank	County	Farm gate
2	Appling	$66,400,740
28	Atkinson	$4,650,200
1	Bacon	$91,452,631
62	Baker	$1,236,000
103	Baldwin	$211,035
138	Banks	$32,590
125	Barrow	$100,080
-	Bartow	$0
37	Ben Hill	$3,213,000
14	Berrien	$7,345,095
106	Bibb	$169,575
102	Bleckley	$243,100
24	Brantley	$5,186,800
42	Brooks	$2,726,790
-	Bryan	$0
20	Bulloch	$5,848,650
38	Burke	$3,177,200
56	Butts	$1,341,625
13	Calhoun	$8,261,400
89	Camden	$351,460
34	Candler	$3,581,590
104	Carroll	$184,731
144	Catoosa	$15,400
74	Charlton	$704,210
107	Chatham	$168,718
-	Chattahoochee	$0
115	Chattooga	$152,175
111	Cherokee	$160,956
100	Clarke	$253,000
135	Clay	$42,075
120	Clayton	$132,000
4	Clinch	$27,758,000
142	Cobb	$16,000
43	Coffee	$2,429,475
49	Colquitt	$1,817,200
134	Columbia	$42,875
53	Cook	$1,641,426
110	Coweta	$161,450
17	Crawford	$6,569,660
18	Crisp	$6,491,856
141	Dade	$20,400
-	Dawson	$0
31	Decatur	$4,330,988
-	DeKalb	$0
66	Dodge	$1,161,540
23	Dooly	$5,303,550
3	Dougherty	$38,107,235
-	Douglas	$0
79	Early	$598,213
41	Echols	$3,057,500
60	Effingham	$1,254,012
137	Elbert	$34,000
72	Emanuel	$818,292
55	Evans	$1,514,800

Rank	County	Farm gate
30	Fannin	$4,510,275
88	Fayette	$363,600
84	Floyd	$427,563
127	Forsyth	$90,000
119	Franklin	$138,200
143	Fulton	$15,715
27	Gilmer	$4,663,225
145	Glascock	$14,105
114	Glynn	$155,667
124	Gordon	$112,704
15	Grady	$7,280,865
140	Greene	$25,022
122	Gwinnett	$124,820
58	Habersham	$1,297,260
54	Hall	$1,635,886
92	Hancock	$303,925
121	Haralson	$127,865
73	Harris	$806,000
85	Hart	$397,957
-	Heard	$0
81	Henry	$580,880
25	Houston	$5,072,604
22	Irwin	$5,563,620
-	Jackson	$0
113	Jasper	$155,775
47	Jeff Davis	$2,047,105
40	Jefferson	$3,083,560
64	Jenkins	$1,188,000
128	Johnson	$87,840
117	Jones	$149,540
95	Lamar	$286,100
-	Lanier	$0
101	Laurens	$243,627
8	Lee	$16,859,904
136	Liberty	$39,560
93	Lincoln	$294,600
68	Long	$1,022,375
12	Lowndes	$9,664,950
77	Lumpkin	$665,890
7	Macon	$17,292,980
83	Madison	$498,150
133	Marion	$43,600
98	McDuffie	$255,600
86	McIntosh	$386,000
21	Meriwether	$5,761,085
82	Miller	$547,278
5	Mitchell	$21,151,068
78	Monroe	$620,556
45	Montgomery	$2,215,780
87	Morgan	$373,098
131	Murray	$55,216
-	Muscogee	$0
96	Newton	$284,951
59	Oconee	$1,255,782

Rank	County	Farm gate
123	Oglethorpe	$120,270
146	Paulding	$4,005
6	Peach	$18,082,050
108	Pickens	$167,000
16	Pierce	$7,179,770
75	Pike	$690,460
139	Polk	$28,620
46	Pulaski	$2,167,760
105	Putnam	$171,232
-	Quitman	$0
26	Rabun	$4,664,060
65	Randolph	$1,164,500
76	Richmond	$688,960
80	Rockdale	$593,700
71	Schley	$880,660
9	Screven	$11,098,100
39	Seminole	$3,121,280
116	Spalding	$150,000
129	Stephens	$83,026
69	Stewart	$927,520
19	Sumter	$6,171,000
63	Talbot	$1,197,500
-	Taliaferro	$0
11	Tattnall	$10,698,000
33	Taylor	$4,055,170
52	Telfair	$1,716,880
61	Terrell	$1,247,465
29	Thomas	$4,577,129
51	Tift	$1,719,725
50	Toombs	$1,782,805
130	Towns	$63,000
132	Treutlen	$50,390
118	Troup	$139,800
48	Turner	$1,895,740
94	Twiggs	$290,063
97	Union	$282,232
109	Upson	$164,860
91	Walker	$305,500
112	Walton	$160,500
10	Ware	$10,884,875
126	Warren	$99,960
32	Washington	$4,171,905
44	Wayne	$2,278,051
57	Webster	$1,308,320
67	Wheeler	$1,150,200
70	White	$899,000
147	Whitfield	$725
36	Wilcox	$3,356,265
90	Wilkes	$331,120
99	Wilkinson	$255,195
35	Worth	$3,503,745
	Totals & Avg.	**$547,449,114**

2012 Georgia Vegetables Farm Gate Value

$935,585,880

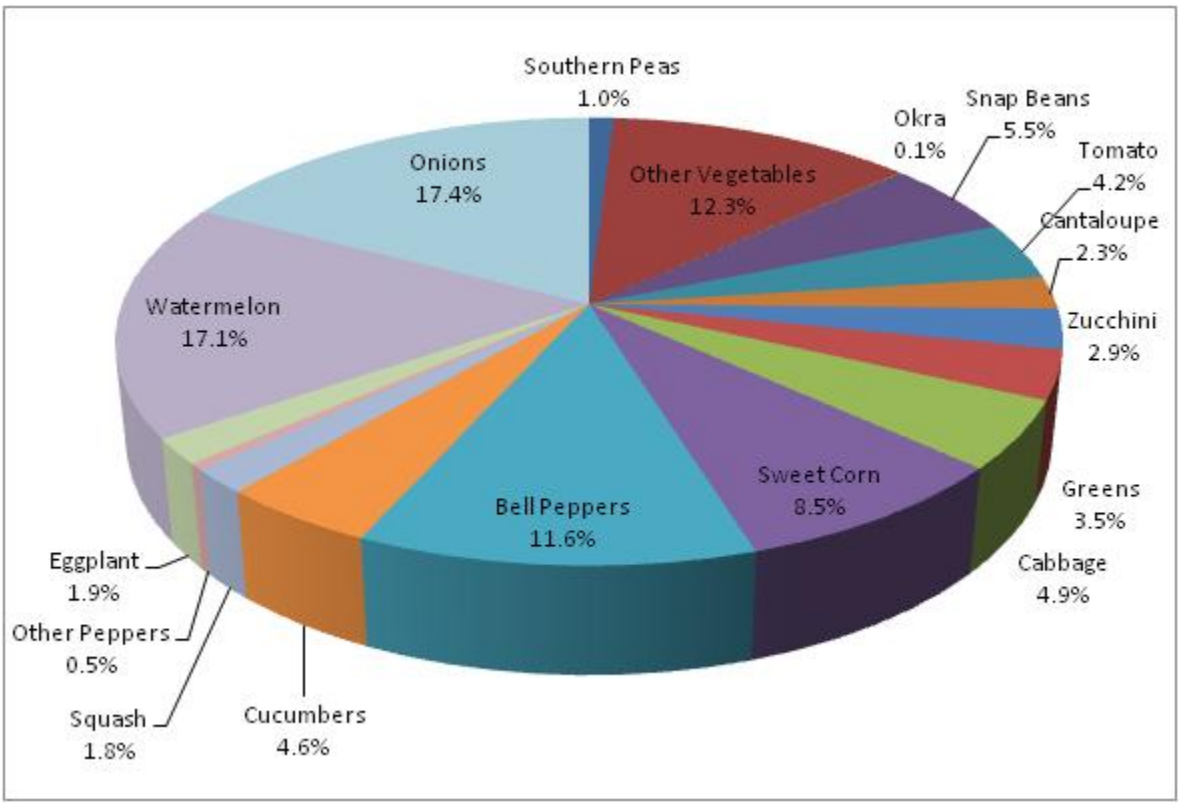

Bell Peppers Farm Gate Value 2012

Rank	County	Acres	Farm gate Value
21	Appling	4	$25,260
27	Atkinson	1	$5,470
-	Bacon		$0
-	Baker		$0
-	Baldwin		$0
-	Banks		$0
-	Barrow		$0
-	Bartow		$0
-	Ben Hill		$0
9	Berrien	13	$197,535
-	Bibb		$0
-	Bleckley		$0
-	Brantley		$0
4	Brooks	620	$10,215,180
-	Bryan		$0
-	Bulloch		$0
-	Burke		$0
-	Butts		$0
-	Calhoun		$0
-	Camden		$0
-	Candler		$0
24	Carroll	1	$11,367
-	Catoosa		$0
-	Charlton		$0
-	Chatham		$0
-	Chattahoochee		$0
24	Chattooga	3	$11,367
-	Cherokee		$0
32	Clarke	0	$15
-	Clay		$0
-	Clayton		$0
-	Clinch		$0
-	Cobb		$0
-	Coffee		$0
2	Colquitt	2,000	$37,200,000
-	Columbia		$0
6	Cook	70	$1,326,150
-	Coweta		$0
-	Crawford		$0
-	Crisp		$0
-	Dade		$0
-	Dawson		$0
10	Decatur	28	$190,966
-	DeKalb		$0
-	Dodge		$0
-	Dooly		$0
-	Dougherty		$0
-	Douglas		$0
-	Early		$0
1	Echols	1,650	$38,179,000
-	Effingham		$0
-	Elbert		$0
-	Emanuel		$0
-	Evans		$0
29	Fannin	1	$4,375
19	Fayette	7	$28,350
-	Floyd		$0
-	Forsyth		$0
-	Franklin		$0
-	Fulton		$0

Rank	County	Acres	Farm gate Value
28	Gilmer	1	$5,100
-	Glascock		$0
-	Glynn		$0
-	Gordon		$0
7	Grady	90	$1,252,278
-	Greene		$0
-	Gwinnett		$0
16	Habersham	12	$41,533
18	Hall	9	$34,179
15	Hancock	36	$44,280
-	Haralson		$0
14	Harris	4	$57,500
-	Hart		$0
-	Heard		$0
-	Henry		$0
-	Houston		$0
-	Irwin		$0
-	Jackson		$0
-	Jasper		$0
-	Jeff Davis		$0
-	Jefferson		$0
-	Jenkins		$0
-	Johnson		$0
-	Jones		$0
-	Lamar		$0
-	Lanier		$0
-	Laurens		$0
-	Lee		$0
-	Liberty		$0
-	Lincoln		$0
20	Long	9	$27,351
5	Lowndes	345	$8,569,800
-	Lumpkin		$0
-	Macon		$0
-	Madison		$0
-	Marion		$0
-	McDuffie		$0
-	McIntosh		$0
-	Meriwether		$0
-	Miller		$0
23	Mitchell	2	$21,471
-	Monroe		$0
-	Montgomery		$0
-	Morgan		$0
-	Murray		$0
-	Muscogee		$0
26	Newton	1	$5,690
-	Oconee		$0
-	Oglethorpe		$0
-	Paulding		$0
-	Peach		$0
-	Pickens		$0
-	Pierce		$0
-	Pike		$0
-	Polk		$0
-	Pulaski		$0
-	Putnam		$0
-	Quitman		$0
13	Rabun	10	$81,040
-	Randolph		$0

Rank	County	Acres	Farm gate Value
-	Richmond		$0
31	Rockdale	1	$354
-	Schley		$0
-	Screven		$0
-	Seminole		$0
-	Spalding		$0
-	Stephens		$0
-	Stewart		$0
11	Sumter	18	$154,104
-	Talbot		$0
-	Taliaferro		$0
17	Tattnall	7	$35,364
-	Taylor		$0
-	Telfair		$0
-	Terrell		$0
-	Thomas		$0
3	Tift	600	$10,238,425
12	Toombs	17	$115,943
-	Towns		$0
-	Treutlen		$0
-	Troup		$0
-	Turner		$0
-	Twiggs		$0
22	Union	13	$21,937
-	Upson		$0
-	Walker		$0
-	Walton		$0
8	Ware	58	$705,048
-	Warren		$0
30	Washington	1	$1,200
-	Wayne		$0
-	Webster		$0
-	Wheeler		$0
25	White	3	$6,441
-	Whitfield		$0
-	Wilcox		$0
-	Wilkes		$0
-	Wilkinson		$0
-	Worth		$0
	Totals & Avg.	**5,634**	**$108,814,073**

Percent of Vegetables 11.63%

Top Ten Counties by Value - Bell Peppers

County	Acres	Farm gate Value
Echols	1,650	$38,179,000
Colquitt	2,000	$37,200,000
Tift	600	$10,238,425
Brooks	620	$10,215,180
Lowndes	345	$8,569,800
Cook	70	$1,326,150
Grady	90	$1,252,278
Ware	58	$705,048
Berrien	13	$197,535
Decatur	28	$190,966

Top Ten Counties

For Bell Peppers

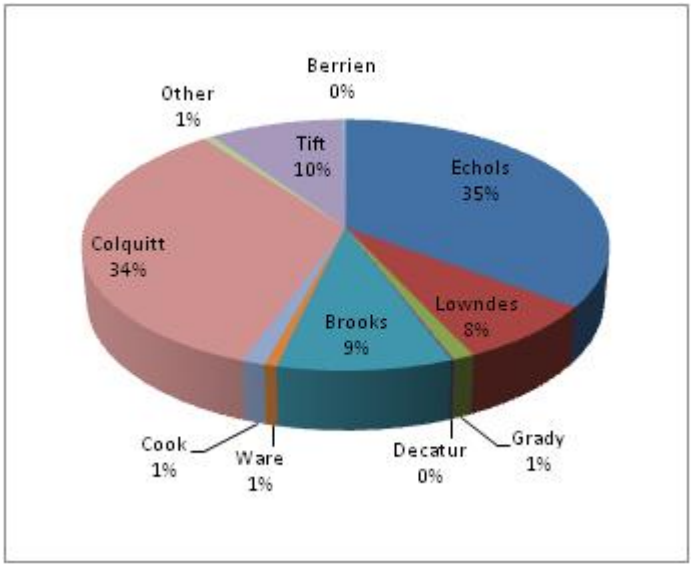

Cabbage Farm Gate Value 2012

Rank	County	Acres	Farm gate Value
16	Appling	7	$24,500
-	Atkinson		$0
-	Bacon		$0
-	Baker		$0
-	Baldwin		$0
-	Banks		$0
-	Barrow		$0
-	Bartow		$0
-	Ben Hill		$0
-	Berrien		$0
-	Bibb		$0
-	Bleckley		$0
-	Brantley		$0
-	Brooks		$0
-	Bryan		$0
21	Bulloch	3	$14,625
-	Burke		$0
-	Butts		$0
-	Calhoun		$0
-	Camden		$0
-	Candler		$0
24	Carroll	3	$8,400
15	Catoosa	12	$46,620
-	Charlton		$0
-	Chatham		$0
-	Chattahoochee		$0
25	Chattooga	3	$6,300
-	Cherokee		$0
-	Clarke		$0
-	Clay		$0
-	Clayton		$0
-	Clinch		$0
-	Cobb		$0
-	Coffee		$0
1	Colquitt	6,150	$36,863,750
-	Columbia		$0
3	Cook	300	$1,483,000
-	Coweta		$0
-	Crawford		$0
-	Crisp		$0
-	Dade		$0
-	Dawson		$0
-	Decatur		$0
-	DeKalb		$0
-	Dodge		$0
-	Dooly		$0
30	Dougherty	11	$1,864
-	Douglas		$0
-	Early		$0
7	Echols	125	$707,000
-	Effingham		$0
-	Elbert		$0
-	Emanuel		$0
10	Evans	35	$168,000
-	Fannin		$0
20	Fayette	3	$15,000
-	Floyd		$0
-	Forsyth		$0
-	Franklin		$0
-	Fulton		$0

Rank	County	Acres	Farm gate Value
14	Gilmer	25	$66,500
-	Glascock		$0
-	Glynn		$0
22	Gordon	3	$13,875
8	Grady	97	$555,380
-	Greene		$0
-	Gwinnett		$0
13	Habersham	10	$67,063
26	Hall	2	$6,150
18	Hancock	20	$20,160
-	Haralson		$0
17	Harris	4	$21,000
-	Hart		$0
-	Heard		$0
-	Henry		$0
-	Houston		$0
-	Irwin		$0
-	Jackson		$0
-	Jasper		$0
-	Jeff Davis		$0
-	Jefferson		$0
-	Jenkins		$0
-	Johnson		$0
-	Jones		$0
-	Lamar		$0
-	Lanier		$0
-	Laurens		$0
-	Lee		$0
-	Liberty		$0
-	Lincoln		$0
-	Long		$0
-	Lowndes		$0
-	Lumpkin		$0
-	Macon		$0
-	Madison		$0
-	Marion		$0
-	McDuffie		$0
-	McIntosh		$0
-	Meriwether		$0
-	Miller		$0
11	Mitchell	46	$115,000
-	Monroe		$0
-	Montgomery		$0
-	Morgan		$0
-	Murray		$0
-	Muscogee		$0
28	Newton	2	$5,550
-	Oconee		$0
-	Oglethorpe		$0
-	Paulding		$0
-	Peach		$0
-	Pickens		$0
-	Pierce		$0
-	Pike		$0
-	Polk		$0
-	Pulaski		$0
-	Putnam		$0
-	Quitman		$0
6	Rabun	136	$1,089,700
-	Randolph		$0

Rank	County	Acres	Farm gate Value
-	Richmond		$0
-	Rockdale		$0
-	Schley		$0
-	Screven		$0
-	Seminole		$0
-	Spalding		$0
-	Stephens		$0
-	Stewart		$0
-	Sumter		$0
12	Talbot	125	$75,000
-	Taliaferro		$0
4	Tattnall	245	$1,184,750
-	Taylor		$0
-	Telfair		$0
27	Terrell	2	$5,775
-	Thomas		$0
2	Tift	390	$1,996,875
5	Toombs	330	$1,101,100
-	Towns		$0
-	Treutlen		$0
-	Troup		$0
-	Turner		$0
-	Twiggs		$0
23	Union	17	$13,475
-	Upson		$0
-	Walker		$0
-	Walton		$0
9	Ware	32	$281,200
-	Warren		$0
29	Washington	1	$3,600
19	Wayne	6	$17,500
-	Webster		$0
-	Wheeler		$0
-	White		$0
-	Whitfield		$0
-	Wilcox		$0
-	Wilkes		$0
-	Wilkinson		$0
-	Worth		$0
	Totals & Avg.	**8,144**	**$45,978,712**

Percent of Vegetables 4.91%

Top Ten Counties by Value - Cabbage

County	Acres	Farm gate Value
Colquitt	6,150	$36,863,750
Tift	390	$1,996,875
Cook	300	$1,483,000
Tattnall	245	$1,184,750
Toombs	330	$1,101,100
Rabun	136	$1,089,700
Echols	125	$707,000
Grady	97	$555,380
Ware	32	$281,200
Evans	35	$168,000

Top Ten Counties

For Cabbage

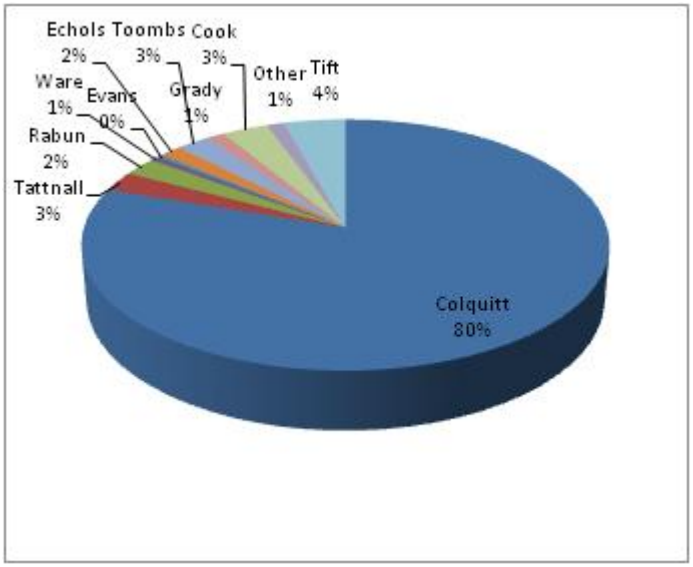

Cantaloupe Farm Gate Value 2012

Rank	County	Acres	Farm gate Value
24	Appling	5	$19,425
-	Atkinson		$0
-	Bacon		$0
17	Baker	20	$80,000
-	Baldwin		$0
-	Banks		$0
-	Barrow		$0
-	Bartow		$0
18	Ben Hill	13	$54,145
-	Berrien		$0
-	Bibb		$0
-	Bleckley		$0
-	Brantley		$0
-	Brooks		$0
-	Bryan		$0
8	Bulloch	120	$514,800
-	Burke		$0
-	Butts		$0
-	Calhoun		$0
-	Camden		$0
15	Candler	25	$111,000
32	Carroll	2	$6,216
-	Catoosa		$0
-	Charlton		$0
-	Chatham		$0
-	Chattahoochee		$0
28	Chattooga	5	$13,875
-	Cherokee		$0
-	Clarke		$0
-	Clay		$0
-	Clayton		$0
-	Clinch		$0
-	Cobb		$0
-	Coffee		$0
2	Colquitt	1,100	$5,860,800
-	Columbia		$0
6	Cook	145	$965,700
33	Coweta	2	$5,994
-	Crawford		$0
11	Crisp	20	$165,760
31	Dade	2	$6,400
-	Dawson		$0
25	Decatur	4	$16,317
-	DeKalb		$0
13	Dodge	40	$133,200
9	Dooly	107	$509,320
-	Dougherty		$0
-	Douglas		$0
-	Early		$0
-	Echols		$0
-	Effingham		$0
34	Elbert	2	$4,440
-	Emanuel		$0
-	Evans		$0
37	Fannin	1	$2,875
-	Fayette		$0
38	Floyd	1	$2,597
-	Forsyth		$0
12	Franklin	50	$150,000
-	Fulton		$0

Rank	County	Acres	Farm gate Value
-	Gilmer		$0
-	Glascock		$0
-	Glynn		$0
-	Gordon		$0
22	Grady	9	$30,861
-	Greene		$0
-	Gwinnett		$0
28	Habersham	5	$13,875
14	Hall	16	$114,441
26	Hancock	15	$15,480
-	Haralson		$0
-	Harris		$0
36	Hart	3	$3,330
-	Heard		$0
-	Henry		$0
-	Houston		$0
23	Irwin	4	$20,424
-	Jackson		$0
-	Jasper		$0
-	Jeff Davis		$0
-	Jefferson		$0
-	Jenkins		$0
-	Johnson		$0
-	Jones		$0
-	Lamar		$0
-	Lanier		$0
-	Laurens		$0
-	Lee		$0
-	Liberty		$0
-	Lincoln		$0
-	Long		$0
-	Lowndes		$0
-	Lumpkin		$0
-	Macon		$0
-	Madison		$0
-	Marion		$0
-	McDuffie		$0
-	McIntosh		$0
-	Meriwether		$0
-	Miller		$0
5	Mitchell	117	$1,163,835
-	Monroe		$0
-	Montgomery		$0
-	Morgan		$0
-	Murray		$0
-	Muscogee		$0
30	Newton	1	$7,500
-	Oconee		$0
-	Oglethorpe		$0
-	Paulding		$0
-	Peach		$0
-	Pickens		$0
-	Pierce		$0
-	Pike		$0
-	Polk		$0
-	Pulaski		$0
-	Putnam		$0
-	Quitman		$0
21	Rabun	8	$31,635
-	Randolph		$0

Rank	County	Acres	Farm gate Value
29	Richmond	3	$8,880
40	Rockdale	1	$38
-	Schley		$0
-	Screven		$0
19	Seminole	12	$46,620
-	Spalding		$0
-	Stephens		$0
-	Stewart		$0
20	Sumter	15	$36,630
-	Talbot		$0
-	Taliaferro		$0
-	Tattnall		$0
-	Taylor		$0
-	Telfair		$0
-	Terrell		$0
-	Thomas		$0
1	Tift	900	$7,375,000
-	Toombs		$0
-	Towns		$0
-	Treutlen		$0
-	Troup		$0
4	Turner	350	$1,443,750
-	Twiggs		$0
35	Union	6	$3,996
-	Upson		$0
36	Walker	2	$3,330
-	Walton		$0
-	Ware		$0
27	Warren	30	$15,000
-	Washington		$0
16	Wayne	30	$102,953
-	Webster		$0
10	Wheeler	50	$166,500
-	White		$0
-	Whitfield		$0
7	Wilcox	128	$852,480
-	Wilkes		$0
39	Wilkinson	2	$2,109
3	Worth	213	$1,887,000
	Totals & Avg.	**3,582**	**$21,968,530**

Percent of Vegetables 2.35%

Top Ten Counties by Value - Cantaloupe

County	Acres	Farm gate Value
Tift	900	$7,375,000
Colquitt	1,100	$5,860,800
Worth	213	$1,887,000
Turner	350	$1,443,750
Mitchell	117	$1,163,835
Cook	145	$965,700
Wilcox	128	$852,480
Bulloch	120	$514,800
Dooly	107	$509,320
Wheeler	50	$166,500

Top Ten Counties

For Cantaloupe

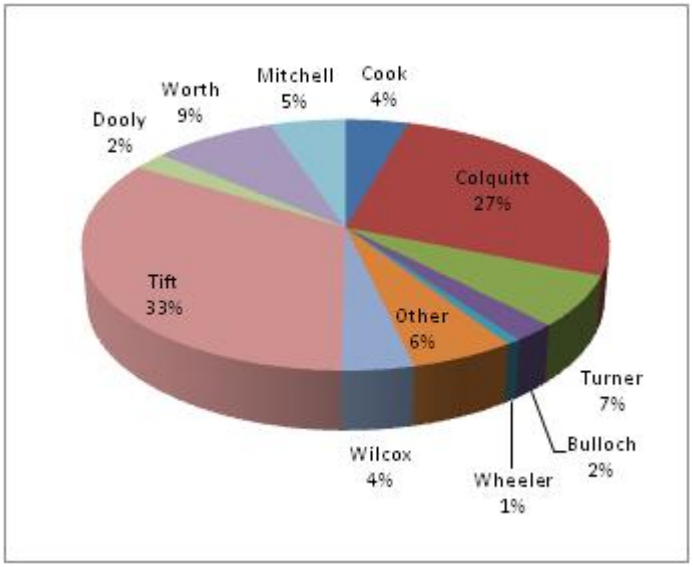

Cucumbers Farm Gate Value 2012

Rank	County	Acres	Farm gate Value
15	Appling	50	$51,000
-	Atkinson		$0
-	Bacon		$0
-	Baker		$0
-	Baldwin		$0
-	Banks		$0
-	Barrow		$0
-	Bartow		$0
10	Ben Hill	15	$529,875
11	Berrien	22	$227,846
-	Bibb		$0
-	Bleckley		$0
-	Brantley		$0
4	Brooks	775	$3,363,500
-	Bryan		$0
-	Bulloch		$0
-	Burke		$0
-	Butts		$0
-	Calhoun		$0
18	Camden	2	$17,332
-	Candler		$0
-	Carroll		$0
23	Catoosa	2	$5,950
-	Charlton		$0
-	Chatham		$0
-	Chattahoochee		$0
-	Chattooga		$0
-	Cherokee		$0
28	Clarke	0	$35
-	Clay		$0
-	Clayton		$0
-	Clinch		$0
-	Cobb		$0
-	Coffee		$0
1	Colquitt	2,100	$13,255,000
-	Columbia		$0
12	Cook	32	$226,080
-	Coweta		$0
25	Crawford	1	$2,167
-	Crisp		$0
-	Dade		$0
-	Dawson		$0
16	Decatur	10	$43,400
-	DeKalb		$0
6	Dodge	310	$1,678,973
-	Dooly		$0
-	Dougherty		$0
-	Douglas		$0
-	Early		$0
2	Echols	1,150	$10,605,300
-	Effingham		$0
-	Elbert		$0
-	Emanuel		$0
-	Evans		$0
-	Fannin		$0
14	Fayette	12	$89,136
26	Floyd	1	$1,872
-	Forsyth		$0
-	Franklin		$0
-	Fulton		$0

Rank	County	Acres	Farm gate Value
-	Gilmer		$0
-	Glascock		$0
-	Glynn		$0
24	Gordon	2	$5,571
-	Grady		$0
-	Greene		$0
-	Gwinnett		$0
17	Habersham	7	$19,782
22	Hall	9	$11,842
20	Hancock	18	$12,722
-	Haralson		$0
-	Harris		$0
-	Hart		$0
-	Heard		$0
-	Henry		$0
-	Houston		$0
-	Irwin		$0
-	Jackson		$0
-	Jasper		$0
-	Jeff Davis		$0
-	Jefferson		$0
-	Jenkins		$0
-	Johnson		$0
-	Jones		$0
-	Lamar		$0
-	Lanier		$0
-	Laurens		$0
7	Lee	195	$1,327,755
-	Liberty		$0
-	Lincoln		$0
-	Long		$0
5	Lowndes	328	$2,528,500
-	Lumpkin		$0
-	Macon		$0
-	Madison		$0
-	Marion		$0
-	McDuffie		$0
-	McIntosh		$0
-	Meriwether		$0
-	Miller		$0
-	Mitchell		$0
-	Monroe		$0
-	Montgomery		$0
-	Morgan		$0
-	Murray		$0
-	Muscogee		$0
25	Newton	1	$2,167
-	Oconee		$0
-	Oglethorpe		$0
-	Paulding		$0
-	Peach		$0
-	Pickens		$0
-	Pierce		$0
-	Pike		$0
-	Polk		$0
-	Pulaski		$0
-	Putnam		$0
-	Quitman		$0
19	Rabun	2	$16,956
-	Randolph		$0

Rank	County	Acres	Farm gate Value
-	Richmond		$0
27	Rockdale	2	$1,362
-	Schley		$0
-	Screven		$0
-	Seminole		$0
-	Spalding		$0
-	Stephens		$0
-	Stewart		$0
-	Sumter		$0
-	Talbot		$0
-	Taliaferro		$0
13	Tattnall	70	$173,320
-	Taylor		$0
-	Telfair		$0
-	Terrell		$0
-	Thomas		$0
3	Tift	800	$7,312,275
8	Toombs	272	$924,800
-	Towns		$0
-	Treutlen		$0
-	Troup		$0
-	Turner		$0
-	Twiggs		$0
21	Union	3	$12,717
-	Upson		$0
-	Walker		$0
-	Walton		$0
9	Ware	109	$924,102
-	Warren		$0
-	Washington		$0
-	Wayne		$0
-	Webster		$0
-	Wheeler		$0
-	White		$0
-	Whitfield		$0
-	Wilcox		$0
-	Wilkes		$0
-	Wilkinson		$0
-	Worth		$0
	Totals & Avg.	**6,298**	**$43,371,337**

Percent of Vegetables 4.64%

Top Ten Counties by Value - Cucumbers

County	Acres	Farm gate Value
Colquitt	2,100	$13,255,000
Echols	1,150	$10,605,300
Tift	800	$7,312,275
Brooks	775	$3,363,500
Lowndes	328	$2,528,500
Dodge	310	$1,678,973
Lee	195	$1,327,755
Toombs	272	$924,800
Ware	109	$924,102
Ben Hill	15	$529,875

Top Ten Counties

For Cucumbers

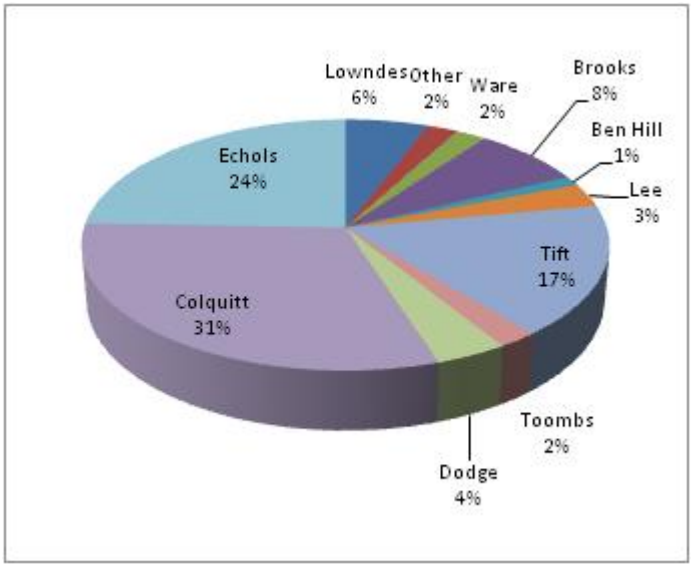

Eggplant Farm Gate Value 2012

Rank	County	Acres	Farm gate Value
12	Appling	4	$28,416
8	Atkinson	15	$199,800
-	Bacon		$0
-	Baker		$0
-	Baldwin		$0
-	Banks		$0
-	Barrow		$0
-	Bartow		$0
17	Ben Hill	0	$1,332
-	Berrien		$0
-	Bibb		$0
-	Bleckley		$0
-	Brantley		$0
4	Brooks	110	$1,413,400
-	Bryan		$0
-	Bulloch		$0
-	Burke		$0
-	Butts		$0
-	Calhoun		$0
-	Camden		$0
-	Candler		$0
-	Carroll		$0
-	Catoosa		$0
-	Charlton		$0
-	Chatham		$0
-	Chattahoochee		$0
15	Chattooga	2	$2,331
-	Cherokee		$0
-	Clarke		$0
-	Clay		$0
-	Clayton		$0
-	Clinch		$0
-	Cobb		$0
-	Coffee		$0
1	Colquitt	675	$7,282,525
-	Columbia		$0
-	Cook		$0
-	Coweta		$0
-	Crawford		$0
-	Crisp		$0
-	Dade		$0
-	Dawson		$0
9	Decatur	10	$133,200
-	DeKalb		$0
-	Dodge		$0
-	Dooly		$0
-	Dougherty		$0
-	Douglas		$0
-	Early		$0
2	Echols	400	$4,773,000
-	Effingham		$0
-	Elbert		$0
-	Emanuel		$0
-	Evans		$0
-	Fannin		$0
-	Fayette		$0
-	Floyd		$0
-	Forsyth		$0
-	Franklin		$0
-	Fulton		$0

Rank	County	Acres	Farm gate Value
-	Gilmer		$0
-	Glascock		$0
-	Glynn		$0
-	Gordon		$0
3	Grady	82	$1,422,086
-	Greene		$0
-	Gwinnett		$0
-	Habersham		$0
-	Hall		$0
-	Hancock		$0
-	Haralson		$0
-	Harris		$0
-	Hart		$0
-	Heard		$0
-	Henry		$0
-	Houston		$0
-	Irwin		$0
-	Jackson		$0
-	Jasper		$0
-	Jeff Davis		$0
-	Jefferson		$0
-	Jenkins		$0
-	Johnson		$0
-	Jones		$0
-	Lamar		$0
-	Lanier		$0
-	Laurens		$0
-	Lee		$0
-	Liberty		$0
-	Lincoln		$0
-	Long		$0
6	Lowndes	25	$440,000
-	Lumpkin		$0
-	Macon		$0
-	Madison		$0
-	Marion		$0
-	McDuffie		$0
-	McIntosh		$0
-	Meriwether		$0
-	Miller		$0
-	Mitchell		$0
-	Monroe		$0
-	Montgomery		$0
-	Morgan		$0
-	Murray		$0
-	Muscogee		$0
16	Newton	1	$2,250
-	Oconee		$0
-	Oglethorpe		$0
-	Paulding		$0
-	Peach		$0
-	Pickens		$0
-	Pierce		$0
-	Pike		$0
-	Polk		$0
-	Pulaski		$0
-	Putnam		$0
-	Quitman		$0
10	Rabun	8	$72,890
-	Randolph		$0

Rank	County	Acres	Farm gate Value
-	Richmond		$0
-	Rockdale		$0
-	Schley		$0
-	Screven		$0
-	Seminole		$0
-	Spalding		$0
-	Stephens		$0
-	Stewart		$0
-	Sumter		$0
-	Talbot		$0
-	Taliaferro		$0
-	Tattnall		$0
-	Taylor		$0
-	Telfair		$0
14	Terrell	3	$3,330
-	Thomas		$0
5	Tift	75	$1,191,400
11	Toombs	4	$46,176
-	Towns		$0
-	Treutlen		$0
-	Troup		$0
-	Turner		$0
-	Twiggs		$0
13	Union	3	$11,100
-	Upson		$0
-	Walker		$0
-	Walton		$0
7	Ware	38	$316,350
-	Warren		$0
-	Washington		$0
-	Wayne		$0
-	Webster		$0
-	Wheeler		$0
-	White		$0
-	Whitfield		$0
-	Wilcox		$0
-	Wilkes		$0
-	Wilkinson		$0
-	Worth		$0
	Totals & Avg.	**1,454**	**$17,339,586**

Percent of Vegetables 1.85%

Top Ten Counties by Value - Eggplant

County	Acres	Farm gate Value
Colquitt	675	$7,282,525
Echols	400	$4,773,000
Grady	82	$1,422,086
Brooks	110	$1,413,400
Tift	75	$1,191,400
Lowndes	25	$440,000
Ware	38	$316,350
Atkinson	15	$199,800
Decatur	10	$133,200
Rabun	8	$72,890

Top Ten Counties

For Eggplant

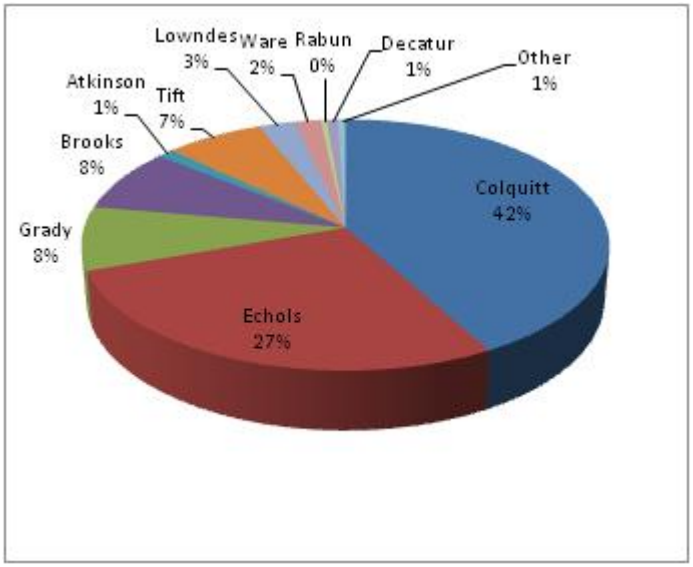

Greens Farm Gate Value 2012

Rank	County	Acres	Farm gate Value
39	Appling	5	$14,625
30	Atkinson	16	$34,124
-	Bacon		$0
26	Baker	47	$44,750
50	Baldwin	3	$4,388
-	Banks		$0
-	Barrow		$0
-	Bartow		$0
21	Ben Hill	22	$51,178
-	Berrien		$0
-	Bibb		$0
-	Bleckley		$0
-	Brantley		$0
6	Brooks	522	$814,790
-	Bryan		$0
17	Bulloch	43	$79,744
19	Burke	55	$71,919
-	Butts		$0
-	Calhoun		$0
38	Camden	5	$17,725
-	Candler		$0
47	Carroll	5	$8,882
-	Catoosa		$0
56	Charlton	3	$1,109
35	Chatham	8	$23,400
-	Chattahoochee		$0
41	Chattooga	4	$14,498
-	Cherokee		$0
55	Clarke	7	$1,515
-	Clay		$0
-	Clayton		$0
-	Clinch		$0
-	Cobb		$0
18	Coffee	30	$79,031
1	Colquitt	5,800	$15,220,750
-	Columbia		$0
-	Cook		$0
52	Coweta	2	$2,925
49	Crawford	2	$5,554
-	Crisp		$0
-	Dade		$0
-	Dawson		$0
-	Decatur		$0
-	DeKalb		$0
34	Dodge	30	$30,613
14	Dooly	48	$136,080
58	Dougherty	1	$49
-	Douglas		$0
-	Early		$0
10	Echols	60	$191,445
-	Effingham		$0
-	Elbert		$0
52	Emanuel	1	$2,925
-	Evans		$0
28	Fannin	30	$35,035
23	Fayette	17	$47,028
-	Floyd		$0
-	Forsyth		$0
-	Franklin		$0
-	Fulton		$0

Rank	County	Acres	Farm gate Value
40	Gilmer	12	$14,560
-	Glascock		$0
-	Glynn		$0
46	Gordon	5	$9,668
5	Grady	235	$941,570
54	Greene	3	$1,631
-	Gwinnett		$0
32	Habersham	35	$33,094
27	Hall	19	$40,715
25	Hancock	110	$46,440
53	Haralson	1	$2,175
-	Harris		$0
43	Hart	7	$13,693
-	Heard		$0
-	Henry		$0
-	Houston		$0
9	Irwin	93	$242,804
-	Jackson		$0
59	Jasper	2	$20
-	Jeff Davis		$0
-	Jefferson		$0
44	Jenkins	40	$12,919
-	Johnson		$0
-	Jones		$0
-	Lamar		$0
-	Lanier		$0
-	Laurens		$0
-	Lee		$0
-	Liberty		$0
-	Lincoln		$0
15	Long	43	$115,769
-	Lowndes		$0
-	Lumpkin		$0
16	Macon	87	$96,625
-	Madison		$0
-	Marion		$0
-	McDuffie		$0
-	McIntosh		$0
-	Meriwether		$0
-	Miller		$0
7	Mitchell	242	$809,050
-	Monroe		$0
-	Montgomery		$0
-	Morgan		$0
-	Murray		$0
-	Muscogee		$0
29	Newton	8	$34,846
-	Oconee		$0
-	Oglethorpe		$0
20	Paulding	55	$55,225
36	Peach	10	$21,800
-	Pickens		$0
51	Pierce	6	$3,988
-	Pike		$0
-	Polk		$0
-	Pulaski		$0
22	Putnam	0	$50,625
-	Quitman		$0
3	Rabun	16	$2,273,055
-	Randolph		$0

Rank	County	Acres	Farm gate Value
42	Richmond	4	$14,003
-	Rockdale		$0
-	Schley		$0
-	Screven		$0
-	Seminole		$0
-	Spalding		$0
-	Stephens		$0
-	Stewart		$0
-	Sumter		$0
11	Talbot	120	$182,250
-	Taliaferro		$0
13	Tattnall	51	$149,325
31	Taylor	19	$33,250
-	Telfair		$0
57	Terrell	1	$363
-	Thomas		$0
2	Tift	3,310	$9,345,925
4	Toombs	350	$950,625
-	Towns		$0
-	Treutlen		$0
-	Troup		$0
-	Turner		$0
-	Twiggs		$0
12	Union	52	$172,965
-	Upson		$0
-	Walker		$0
33	Walton	1	$31,250
-	Ware		$0
37	Warren	22	$21,285
48	Washington	4	$6,120
-	Wayne		$0
-	Webster		$0
-	Wheeler		$0
24	White	52	$46,905
-	Whitfield		$0
-	Wilcox		$0
-	Wilkes		$0
45	Wilkinson	8	$10,140
8	Worth	70	$292,250
	Totals & Avg.	**11,856**	**$33,011,004**

Percent of Vegetables 3.53%

Top Ten Counties by Value - Greens

County	Acres	Farm gate Value
Colquitt	5,800	$15,220,750
Tift	3,310	$9,345,925
Rabun	16	$2,273,055
Toombs	350	$950,625
Grady	235	$941,570
Brooks	522	$814,790
Mitchell	242	$809,050
Worth	70	$292,250
Irwin	93	$242,804
Echols	60	$191,445

Top Ten Counties

For Greens

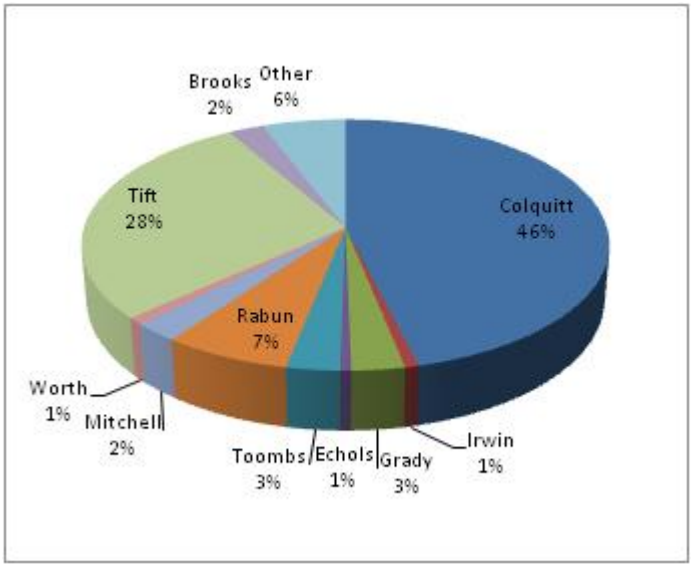

Okra Farm Gate Value 2012

Rank	County	Acres	Farm gate
3	Appling	12	$48,000
37	Atkinson	1	$800
-	Bacon		$0
23	Baker	15	$4,000
-	Baldwin		$0
-	Banks		$0
-	Barrow		$0
-	Bartow		$0
-	Ben Hill		$0
-	Berrien		$0
-	Bibb		$0
-	Bleckley		$0
-	Brantley		$0
26	Brooks	4	$2,880
-	Bryan		$0
4	Bulloch	10	$42,856
-	Burke		$0
-	Butts		$0
-	Calhoun		$0
-	Camden		$0
-	Candler		$0
29	Carroll	2	$2,400
-	Catoosa		$0
27	Charlton	4	$2,800
-	Chatham		$0
-	Chattahoochee		$0
16	Chattooga	7	$8,120
-	Cherokee		$0
-	Clarke		$0
-	Clay		$0
-	Clayton		$0
-	Clinch		$0
-	Cobb		$0
7	Coffee	7	$19,600
-	Colquitt		$0
-	Columbia		$0
-	Cook		$0
-	Coweta		$0
18	Crawford	2	$5,600
-	Crisp		$0
20	Dade	4	$5,400
-	Dawson		$0
13	Decatur	3	$9,450
-	DeKalb		$0
17	Dodge	5	$7,000
19	Dooly	5	$5,500
39	Dougherty	2	$8
-	Douglas		$0
-	Early		$0
-	Echols		$0
-	Effingham		$0
-	Elbert		$0
-	Emanuel		$0
-	Evans		$0
30	Fannin	2	$2,340
-	Fayette		$0
28	Floyd	1	$2,632
-	Forsyth		$0
-	Franklin		$0
-	Fulton		$0

Rank	County	Acres	Farm gate
34	Gilmer	2	$1,440
-	Glascock		$0
-	Glynn		$0
18	Gordon	2	$5,600
5	Grady	11	$36,035
-	Greene		$0
-	Gwinnett		$0
11	Habersham	5	$11,000
12	Hall	7	$9,800
14	Hancock	15	$9,000
-	Haralson		$0
-	Harris		$0
-	Hart		$0
-	Heard		$0
-	Henry		$0
-	Houston		$0
-	Irwin		$0
-	Jackson		$0
-	Jasper		$0
-	Jeff Davis		$0
-	Jefferson		$0
-	Jenkins		$0
31	Johnson	2	$2,240
-	Jones		$0
-	Lamar		$0
-	Lanier		$0
-	Laurens		$0
-	Lee		$0
-	Liberty		$0
-	Lincoln		$0
6	Long	5	$20,000
-	Lowndes		$0
-	Lumpkin		$0
-	Macon		$0
-	Madison		$0
-	Marion		$0
-	McDuffie		$0
-	McIntosh		$0
-	Meriwether		$0
-	Miller		$0
8	Mitchell	7	$17,640
-	Monroe		$0
-	Montgomery		$0
-	Morgan		$0
-	Murray		$0
-	Muscogee		$0
22	Newton	2	$4,200
-	Oconee		$0
-	Oglethorpe		$0
24	Paulding	6	$3,840
-	Peach		$0
-	Pickens		$0
-	Pierce		$0
-	Pike		$0
-	Polk		$0
-	Pulaski		$0
-	Putnam		$0
-	Quitman		$0
-	Rabun		$0
-	Randolph		$0

Rank	County	Acres	Farm gate
-	Richmond		$0
38	Rockdale	2	$240
-	Schley		$0
25	Screven	4	$3,200
9	Seminole	5	$16,500
-	Spalding		$0
-	Stephens		$0
-	Stewart		$0
-	Sumter		$0
36	Talbot	10	$1,200
-	Taliaferro		$0
15	Tattnall	3	$8,400
-	Taylor		$0
-	Telfair		$0
21	Terrell	3	$5,280
-	Thomas		$0
2	Tift	20	$68,000
32	Toombs	1	$2,000
-	Towns		$0
-	Treutlen		$0
-	Troup		$0
1	Turner	19	$106,400
-	Twiggs		$0
25	Union	4	$3,200
-	Upson		$0
10	Walker	10	$14,000
-	Walton		$0
-	Ware		$0
35	Warren	4	$1,373
33	Washington	2	$1,600
-	Wayne		$0
-	Webster		$0
-	Wheeler		$0
23	White	5	$4,000
-	Whitfield		$0
-	Wilcox		$0
-	Wilkes		$0
-	Wilkinson		$0
-	Worth		$0
	Totals & Avg.	**241**	**$525,574**

Percent of Vegetables 0.06%

Top Ten Counties by Value - Okra

County	Acres	Farm gate Value
Turner	19	$106,400
Tift	20	$68,000
Appling	12	$48,000
Bulloch	10	$42,856
Grady	11	$36,035
Long	5	$20,000
Coffee	7	$19,600
Mitchell	7	$17,640
Seminole	5	$16,500
Walker	10	$14,000

Top Ten Counties

For Okra

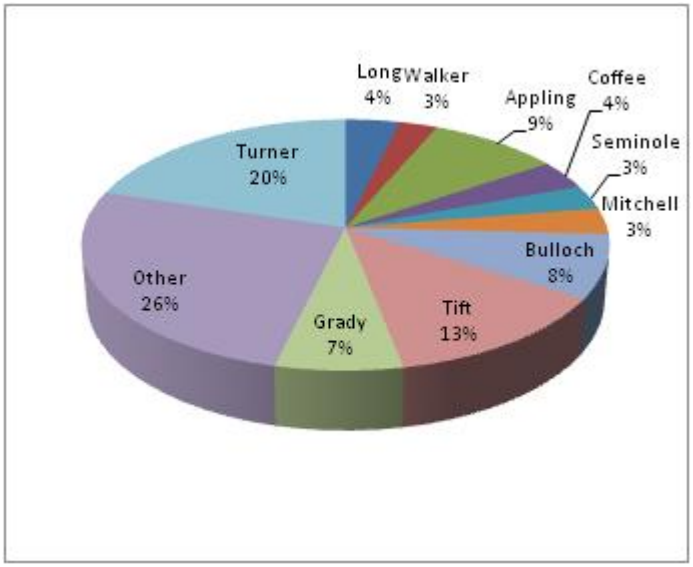

Onions Farm Gate Value 2012

Rank	County	Acres	Farm gate Value
-	Appling		$0
-	Atkinson		$0
-	Bacon		$0
-	Baker		$0
-	Baldwin		$0
-	Banks		$0
-	Barrow		$0
-	Bartow		$0
-	Ben Hill		$0
-	Berrien		$0
-	Bibb		$0
-	Bleckley		$0
-	Brantley		$0
-	Brooks		$0
-	Bryan		$0
5	Bulloch	670	$8,474,160
-	Burke		$0
-	Butts		$0
-	Calhoun		$0
-	Camden		$0
3	Candler	900	$10,800,000
12	Carroll	1	$4,200
-	Catoosa		$0
-	Charlton		$0
-	Chatham		$0
-	Chattahoochee		$0
-	Chattooga		$0
-	Cherokee		$0
-	Clarke		$0
-	Clay		$0
-	Clayton		$0
-	Clinch		$0
-	Cobb		$0
-	Coffee		$0
-	Colquitt		$0
-	Columbia		$0
-	Cook		$0
-	Coweta		$0
-	Crawford		$0
-	Crisp		$0
-	Dade		$0
-	Dawson		$0
-	Decatur		$0
-	DeKalb		$0
-	Dodge		$0
-	Dooly		$0
-	Dougherty		$0
-	Douglas		$0
-	Early		$0
-	Echols		$0
-	Effingham		$0
-	Elbert		$0
9	Emanuel	46	$386,400
4	Evans	799	$9,588,000
-	Fannin		$0
-	Fayette		$0
-	Floyd		$0
-	Forsyth		$0
-	Franklin		$0
-	Fulton		$0

Rank	County	Acres	Farm gate Value
-	Gilmer		$0
-	Glascock		$0
-	Glynn		$0
-	Gordon		$0
-	Grady		$0
-	Greene		$0
-	Gwinnett		$0
-	Habersham		$0
-	Hall		$0
-	Hancock		$0
-	Haralson		$0
-	Harris		$0
-	Hart		$0
-	Heard		$0
-	Henry		$0
-	Houston		$0
-	Irwin		$0
-	Jackson		$0
-	Jasper		$0
-	Jeff Davis		$0
-	Jefferson		$0
-	Jenkins		$0
-	Johnson		$0
-	Jones		$0
-	Lamar		$0
-	Lanier		$0
11	Laurens	3	$14,400
-	Lee		$0
-	Liberty		$0
-	Lincoln		$0
8	Long	120	$1,728,000
-	Lowndes		$0
-	Lumpkin		$0
-	Macon		$0
-	Madison		$0
-	Marion		$0
-	McDuffie		$0
-	McIntosh		$0
-	Meriwether		$0
-	Miller		$0
-	Mitchell		$0
-	Monroe		$0
7	Montgomery	189	$2,720,160
-	Morgan		$0
-	Murray		$0
-	Muscogee		$0
14	Newton	1	$1,250
-	Oconee		$0
-	Oglethorpe		$0
-	Paulding		$0
-	Peach		$0
-	Pickens		$0
-	Pierce		$0
-	Pike		$0
-	Polk		$0
-	Pulaski		$0
-	Putnam		$0
-	Quitman		$0
-	Rabun		$0
-	Randolph		$0

Rank	County	Acres	Farm gate Value
-	Richmond		$0
-	Rockdale		$0
-	Schley		$0
10	Screven	10	$84,000
13	Seminole	2	$1,800
-	Spalding		$0
-	Stephens		$0
-	Stewart		$0
-	Sumter		$0
-	Talbot		$0
-	Taliaferro		$0
2	Tattnall	5,400	$55,350,000
-	Taylor		$0
-	Telfair		$0
-	Terrell		$0
-	Thomas		$0
-	Tift		$0
1	Toombs	4,130	$67,401,600
-	Towns		$0
-	Treutlen		$0
-	Troup		$0
-	Turner		$0
-	Twiggs		$0
15	Union	2	$192
-	Upson		$0
-	Walker		$0
-	Walton		$0
-	Ware		$0
-	Warren		$0
-	Washington		$0
6	Wayne	588	$6,491,520
-	Webster		$0
-	Wheeler		$0
-	White		$0
-	Whitfield		$0
-	Wilcox		$0
-	Wilkes		$0
-	Wilkinson		$0
-	Worth		$0
	Totals & Avg.	**12,860**	**$163,045,682**

Percent of Vegetables 17.43%

Top Ten Counties by Value - Onions

County	Acres	Farm gate Value
Toombs	4,130	$67,401,600
Tattnall	5,400	$55,350,000
Candler	900	$10,800,000
Evans	799	$9,588,000
Bulloch	670	$8,474,160
Wayne	588	$6,491,520
Montgomery	189	$2,720,160
Long	120	$1,728,000
Emanuel	46	$386,400
Screven	10	$84,000

Top Ten Counties

For Onions

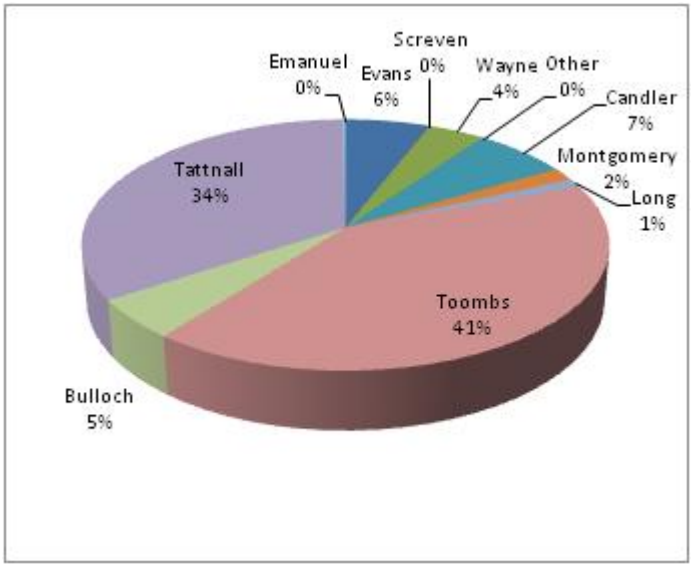

Other Peppers (banana & hot peppers) Farm Gate Value 2012

Rank	County	Acres	Farm gate
18	Appling	2	$5,742
-	Atkinson		$0
-	Bacon		$0
-	Baker		$0
-	Baldwin		$0
-	Banks		$0
-	Barrow		$0
-	Bartow		$0
-	Ben Hill		$0
12	Berrien	2	$27,000
-	Bibb		$0
-	Bleckley		$0
-	Brantley		$0
4	Brooks	62	$437,562
-	Bryan		$0
-	Bulloch		$0
-	Burke		$0
-	Butts		$0
-	Calhoun		$0
21	Camden	2	$2,880
-	Candler		$0
-	Carroll		$0
-	Catoosa		$0
-	Charlton		$0
-	Chatham		$0
-	Chattahoochee		$0
20	Chattooga	2	$4,188
-	Cherokee		$0
-	Clarke		$0
-	Clay		$0
-	Clayton		$0
-	Clinch		$0
-	Cobb		$0
-	Coffee		$0
1	Colquitt	550	$1,585,000
-	Columbia		$0
-	Cook		$0
-	Coweta		$0
-	Crawford		$0
-	Crisp		$0
-	Dade		$0
-	Dawson		$0
-	Decatur		$0
-	DeKalb		$0
-	Dodge		$0
-	Dooly		$0
-	Dougherty		$0
-	Douglas		$0
-	Early		$0
-	Echols		$0
-	Effingham		$0
-	Elbert		$0
-	Emanuel		$0
-	Evans		$0
22	Fannin	1	$957

Rank	County	Acres	Farm gate
-	Fayette		$0
-	Floyd		$0
-	Forsyth		$0
-	Franklin		$0
-	Fulton		$0
23	Gilmer	1	$750
-	Glascock		$0
-	Glynn		$0
17	Gordon	1	$6,480
2	Grady	74	$1,041,476
-	Greene		$0
-	Gwinnett		$0
-	Habersham		$0
11	Hall	6	$27,105
13	Hancock	44	$24,136
-	Haralson		$0
15	Harris	2	$15,200
-	Hart		$0
-	Heard		$0
-	Henry		$0
-	Houston		$0
-	Irwin		$0
25	Jackson	4	$40
-	Jasper		$0
-	Jeff Davis		$0
-	Jefferson		$0
-	Jenkins		$0
-	Johnson		$0
-	Jones		$0
-	Lamar		$0
-	Lanier		$0
-	Laurens		$0
-	Lee		$0
-	Liberty		$0
-	Lincoln		$0
-	Long		$0
3	Lowndes	29	$623,250
-	Lumpkin		$0
-	Macon		$0
-	Madison		$0
-	Marion		$0
-	McDuffie		$0
-	McIntosh		$0
-	Meriwether		$0
-	Miller		$0
-	Mitchell		$0
-	Monroe		$0
-	Montgomery		$0
-	Morgan		$0
26	Murray	1	$1
-	Muscogee		$0
16	Newton	3	$12,488
-	Oconee		$0
-	Oglethorpe		$0
-	Paulding		$0

Rank	County	Acres	Farm gate
-	Peach		$0
-	Pickens		$0
-	Pierce		$0
-	Pike		$0
-	Polk		$0
-	Pulaski		$0
-	Putnam		$0
-	Quitman		$0
14	Rabun	4	$18,340
-	Randolph		$0
-	Richmond		$0
24	Rockdale	1	$108
-	Schley		$0
-	Screven		$0
-	Seminole		$0
-	Spalding		$0
-	Stephens		$0
-	Stewart		$0
6	Sumter	13	$98,008
-	Talbot		$0
-	Taliaferro		$0
10	Tattnall	18	$54,000
-	Taylor		$0
-	Telfair		$0
-	Terrell		$0
-	Thomas		$0
5	Tift	10	$117,360
8	Toombs	11	$70,358
-	Towns		$0
-	Treutlen		$0
-	Troup		$0
-	Turner		$0
-	Twiggs		$0
9	Union	5	$68,775
-	Upson		$0
-	Walker		$0
-	Walton		$0
7	Ware	24	$74,646
-	Warren		$0
-	Washington		$0
-	Wayne		$0
-	Webster		$0
-	Wheeler		$0
-	White		$0
19	Whitfield	1	$5,502
-	Wilcox		$0
-	Wilkes		$0
-	Wilkinson		$0
-	Worth		$0
	Totals & Avg.	**873**	**$4,321,351**

Percent of Vegetables
0.46%

Other Vegetables Farm Gate Value 2012

Rank	County	Farm gate
52	Appling	$63,300
74	Atkinson	$2,160
41	Bacon	$142,100
58	Baker	$46,000
-	Baldwin	$0
-	Banks	$0
65	Barrow	$15,000
22	Bartow	$765,705
48	Ben Hill	$85,050
-	Berrien	$0
-	Bibb	$0
8	Bleckley	$3,830,400
-	Brantley	$0
14	Brooks	$1,499,025
-	Bryan	$0
6	Bulloch	$4,383,056
32	Burke	$279,000
-	Butts	$0
-	Calhoun	$0
-	Camden	$0
19	Candler	$1,000,000
42	Carroll	$133,350
-	Catoosa	$0
-	Charlton	$0
78	Chatham	$1,000
-	Chattahoochee	$0
51	Chattooga	$63,550
31	Cherokee	$320,500
18	Clarke	$1,001,580
-	Clay	$0
-	Clayton	$0
-	Clinch	$0
-	Cobb	$0
74	Coffee	$2,160
2	Colquitt	$17,287,615
-	Columbia	$0
15	Cook	$1,233,000
66	Coweta	$13,500
-	Crawford	$0
-	Crisp	$0
13	Dade	$1,650,000
33	Dawson	$270,000
7	Decatur	$3,940,975
-	DeKalb	$0
-	Dodge	$0
28	Dooly	$462,028
80	Dougherty	$1
-	Douglas	$0
69	Early	$9,000
1	Echols	$22,483,180
72	Effingham	$3,850
-	Elbert	$0
-	Emanuel	$0
10	Evans	$2,752,000
35	Fannin	$234,783

Rank	County	Farm gate
54	Fayette	$55,000
-	Floyd	$0
-	Forsyth	$0
-	Franklin	$0
-	Fulton	$0
34	Gilmer	$257,800
-	Glascock	$0
-	Glynn	$0
29	Gordon	$439,750
16	Grady	$1,108,002
-	Greene	$0
-	Gwinnett	$0
9	Habersham	$2,972,660
20	Hall	$910,282
39	Hancock	$155,842
-	Haralson	$0
-	Harris	$0
21	Hart	$784,595
63	Heard	$25,000
-	Henry	$0
-	Houston	$0
44	Irwin	$113,100
55	Jackson	$51,000
-	Jasper	$0
17	Jeff Davis	$1,077,300
-	Jefferson	$0
-	Jenkins	$0
-	Johnson	$0
64	Jones	$16,000
-	Lamar	$0
79	Lanier	$300
-	Laurens	$0
-	Lee	$0
73	Liberty	$3,000
46	Lincoln	$90,000
43	Long	$125,800
27	Lowndes	$546,000
-	Lumpkin	$0
-	Macon	$0
-	Madison	$0
75	Marion	$1,665
-	McDuffie	$0
-	McIntosh	$0
-	Meriwether	$0
-	Miller	$0
53	Mitchell	$57,510
-	Monroe	$0
-	Montgomery	$0
-	Morgan	$0
-	Murray	$0
-	Muscogee	$0
23	Newton	$729,351
68	Oconee	$10,653
-	Oglethorpe	$0
50	Paulding	$76,800

Rank	County	Farm gate
-	Peach	$0
37	Pickens	$175,000
-	Pierce	$0
-	Pike	$0
-	Polk	$0
5	Pulaski	$7,800,000
-	Putnam	$0
-	Quitman	$0
38	Rabun	$168,010
-	Randolph	$0
49	Richmond	$83,100
45	Rockdale	$104,800
-	Schley	$0
25	Screven	$648,238
12	Seminole	$1,769,564
60	Spalding	$37,500
40	Stephens	$152,000
-	Stewart	$0
-	Sumter	$0
62	Talbot	$33,600
-	Taliaferro	$0
4	Tattnall	$8,215,900
-	Taylor	$0
-	Telfair	$0
36	Terrell	$226,088
-	Thomas	$0
3	Tift	$16,975,650
11	Toombs	$2,747,650
76	Towns	$1,200
-	Treutlen	$0
-	Troup	$0
26	Turner	$635,950
-	Twiggs	$0
30	Union	$380,051
-	Upson	$0
56	Walker	$50,000
24	Walton	$722,500
-	Ware	$0
57	Warren	$49,566
71	Washington	$4,600
67	Wayne	$11,938
-	Webster	$0
70	Wheeler	$5,000
61	White	$33,954
-	Whitfield	$0
-	Wilcox	$0
59	Wilkes	$40,000
77	Wilkinson	$1,088
47	Worth	$86,723
	Totals & Avg.	**$114,739,943**

Percent of Vegetables
12.26%

Snap Beans Farm Gate Value 2012

Rank	County	Acres	Farm gate Value
24	Appling	10	$13,400
-	Atkinson		$0
-	Bacon		$0
-	Baker		$0
-	Baldwin		$0
-	Banks		$0
-	Barrow		$0
-	Bartow		$0
-	Ben Hill		$0
-	Berrien		$0
-	Bibb		$0
-	Bleckley		$0
-	Brantley		$0
6	Brooks	510	$1,093,440
-	Bryan		$0
-	Bulloch		$0
-	Burke		$0
-	Butts		$0
-	Calhoun		$0
-	Camden		$0
-	Candler		$0
29	Carroll	3	$5,025
-	Catoosa		$0
-	Charlton		$0
-	Chatham		$0
-	Chattahoochee		$0
31	Chattooga	3	$2,412
-	Cherokee		$0
-	Clarke		$0
-	Clay		$0
-	Clayton		$0
-	Clinch		$0
-	Cobb		$0
-	Coffee		$0
14	Colquitt	200	$268,000
-	Columbia		$0
13	Cook	160	$321,600
-	Coweta		$0
-	Crawford		$0
-	Crisp		$0
-	Dade		$0
-	Dawson		$0
7	Decatur	324	$850,500
-	DeKalb		$0
-	Dodge		$0
-	Dooly		$0
-	Dougherty		$0
-	Douglas		$0
-	Early		$0
1	Echols	12,000	$35,640,000
-	Effingham		$0
34	Elbert	1	$1,608
-	Emanuel		$0
-	Evans		$0
-	Fannin		$0
-	Fayette		$0
35	Floyd	1	$1,005
-	Forsyth		$0
-	Franklin		$0
-	Fulton		$0

Rank	County	Acres	Farm gate Value
-	Gilmer		$0
-	Glascock		$0
-	Glynn		$0
26	Gordon	4	$8,241
17	Grady	74	$146,462
-	Greene		$0
-	Gwinnett		$0
-	Habersham		$0
23	Hall	10	$20,100
21	Hancock	60	$28,860
-	Haralson		$0
-	Harris		$0
-	Hart		$0
-	Heard		$0
-	Henry		$0
-	Houston		$0
-	Irwin		$0
-	Jackson		$0
-	Jasper		$0
-	Jeff Davis		$0
-	Jefferson		$0
-	Jenkins		$0
-	Johnson		$0
-	Jones		$0
-	Lamar		$0
-	Lanier		$0
-	Laurens		$0
9	Lee	300	$663,300
-	Liberty		$0
-	Lincoln		$0
20	Long	8	$32,160
-	Lowndes		$0
33	Lumpkin	2	$1,680
16	Macon	189	$167,265
-	Madison		$0
-	Marion		$0
-	McDuffie		$0
-	McIntosh		$0
-	Meriwether		$0
-	Miller		$0
10	Mitchell	450	$464,625
-	Monroe		$0
12	Montgomery	153	$377,415
-	Morgan		$0
-	Murray		$0
-	Muscogee		$0
36	Newton	1	$670
37	Oconee	0	$603
-	Oglethorpe		$0
-	Paulding		$0
-	Peach		$0
-	Pickens		$0
-	Pierce		$0
-	Pike		$0
-	Polk		$0
-	Pulaski		$0
-	Putnam		$0
-	Quitman		$0
18	Rabun	28	$75,040
-	Randolph		$0

Rank	County	Acres	Farm gate Value
28	Richmond	4	$6,566
-	Rockdale		$0
-	Schley		$0
-	Screven		$0
5	Seminole	1,145	$1,545,750
-	Spalding		$0
-	Stephens		$0
-	Stewart		$0
3	Sumter	1,150	$2,892,725
-	Talbot		$0
-	Taliaferro		$0
27	Tattnall	4	$8,040
-	Taylor		$0
15	Telfair	218	$219,090
-	Terrell		$0
-	Thomas		$0
4	Tift	1,150	$1,971,000
8	Toombs	286	$670,670
-	Towns		$0
-	Treutlen		$0
-	Troup		$0
2	Turner	801	$3,163,204
-	Twiggs		$0
25	Union	5	$10,050
-	Upson		$0
30	Walker	3	$2,814
-	Walton		$0
-	Ware		$0
22	Warren	25	$20,313
-	Washington		$0
-	Wayne		$0
19	Webster	18	$54,270
14	Wheeler	100	$268,000
32	White	3	$2,010
32	Whitfield	1	$2,010
-	Wilcox		$0
-	Wilkes		$0
-	Wilkinson		$0
11	Worth	221	$384,982
	Totals & Avg.	**19,624**	**$51,404,905**

Percent of Vegetables 5.49%

Top Ten Counties by Value - Snap Beans

County	Acres	Farm gate Value
Echols	12,000	$35,640,000
Turner	801	$3,163,204
Sumter	1,150	$2,892,725
Tift	1,150	$1,971,000
Seminole	1,145	$1,545,750
Brooks	510	$1,093,440
Decatur	324	$850,500
Toombs	286	$670,670
Lee	300	$663,300
Mitchell	450	$464,625

Top Ten Counties

For Snap Beans

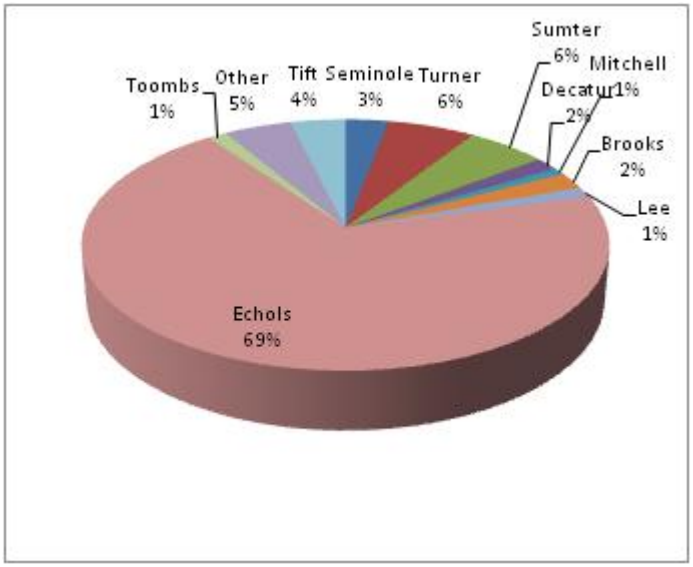

Southern Peas Farm Gate Value 2012

Rank	County	Acres	Farm gate Value
27	Appling	25	$32,825
39	Atkinson	6	$10,241
-	Bacon		$0
-	Baker		$0
-	Baldwin		$0
-	Banks		$0
-	Barrow		$0
-	Bartow		$0
29	Ben Hill	13	$30,843
19	Berrien	87	$85,673
54	Bibb	2	$2,101
33	Bleckley	20	$23,634
-	Brantley		$0
1	Brooks	61	$3,203,720
-	Bryan		$0
-	Bulloch		$0
30	Burke	35	$28,558
-	Butts		$0
-	Calhoun		$0
57	Camden	2	$657
-	Candler		$0
53	Carroll	2	$2,626
-	Catoosa		$0
38	Charlton	11	$10,373
-	Chatham		$0
-	Chattahoochee		$0
49	Chattooga	6	$6,302
-	Cherokee		$0
-	Clarke		$0
-	Clay		$0
-	Clayton		$0
-	Clinch		$0
-	Cobb		$0
34	Coffee	11	$19,498
3	Colquitt	1,500	$637,500
-	Columbia		$0
-	Cook		$0
-	Coweta		$0
-	Crawford		$0
-	Crisp		$0
-	Dade		$0
-	Dawson		$0
13	Decatur	107	$202,230
-	DeKalb		$0
17	Dodge	50	$98,475
16	Dooly	51	$102,383
59	Dougherty	10	$131
-	Douglas		$0
-	Early		$0
14	Echols	100	$183,820
-	Effingham		$0
-	Elbert		$0
22	Emanuel	42	$71,690
20	Evans	40	$80,000
48	Fannin	5	$6,650
-	Fayette		$0
60	Floyd	0	$85
-	Forsyth		$0
-	Franklin		$0
-	Fulton		$0

Rank	County	Acres	Farm gate Value
53	Gilmer	2	$2,626
-	Glascock		$0
-	Glynn		$0
41	Gordon	8	$9,454
4	Grady	215	$520,453
52	Greene	5	$4,267
-	Gwinnett		$0
-	Habersham		$0
40	Hall	8	$9,979
26	Hancock	100	$34,584
-	Haralson		$0
-	Harris		$0
-	Hart		$0
-	Heard		$0
-	Henry		$0
-	Houston		$0
12	Irwin	125	$213,363
-	Jackson		$0
-	Jasper		$0
-	Jeff Davis		$0
25	Jefferson	50	$43,875
-	Jenkins		$0
50	Johnson	6	$4,860
-	Jones		$0
-	Lamar		$0
-	Lanier		$0
18	Laurens	51	$92,340
-	Lee		$0
-	Liberty		$0
-	Lincoln		$0
31	Long	14	$26,100
-	Lowndes		$0
58	Lumpkin	1	$560
10	Macon	152	$259,449
-	Madison		$0
9	Marion	371	$259,700
-	McDuffie		$0
-	McIntosh		$0
-	Meriwether		$0
-	Miller		$0
28	Mitchell	15	$31,512
-	Monroe		$0
-	Montgomery		$0
-	Morgan		$0
-	Murray		$0
-	Muscogee		$0
42	Newton	4	$9,360
35	Oconee	10	$13,130
-	Oglethorpe		$0
-	Paulding		$0
-	Peach		$0
-	Pickens		$0
-	Pierce		$0
-	Pike		$0
-	Polk		$0
-	Pulaski		$0
-	Putnam		$0
-	Quitman		$0
36	Rabun	3	$13,125
-	Randolph		$0

Rank	County	Acres	Farm gate Value
56	Richmond	1	$1,313
56	Rockdale	2	$1,313
44	Schley	9	$8,272
-	Screven		$0
11	Seminole	120	$226,800
-	Spalding		$0
-	Stephens		$0
-	Stewart		$0
8	Sumter	100	$262,500
-	Talbot		$0
-	Taliaferro		$0
23	Tattnall	35	$59,742
51	Taylor	8	$4,800
-	Telfair		$0
45	Terrell	3	$7,878
15	Thomas	56	$181,410
2	Tift	520	$871,832
43	Toombs	5	$8,535
-	Towns		$0
-	Treutlen		$0
-	Troup		$0
6	Turner	198	$386,100
46	Twiggs	10	$7,877
37	Union	6	$11,817
-	Upson		$0
55	Walker	1	$1,576
-	Walton		$0
-	Ware		$0
24	Warren	65	$44,688
32	Washington	40	$26,000
5	Wayne	360	$460,075
-	Webster		$0
-	Wheeler		$0
-	White		$0
-	Whitfield		$0
7	Wilcox	170	$290,173
-	Wilkes		$0
47	Wilkinson	8	$7,510
21	Worth	55	$72,215
	Totals & Avg.	**5,097**	**$9,331,174**

Percent of Vegetables 1.00%

Top Ten Counties by Value - Southern Peas

County	Acres	Farm gate Value
Brooks	61	$3,203,720
Tift	520	$871,832
Colquitt	1,500	$637,500
Grady	215	$520,453
Wayne	360	$460,075
Turner	198	$386,100
Wilcox	170	$290,173
Sumter	100	$262,500
Marion	371	$259,700
Macon	152	$259,449

Top Ten Counties

For Southern Peas

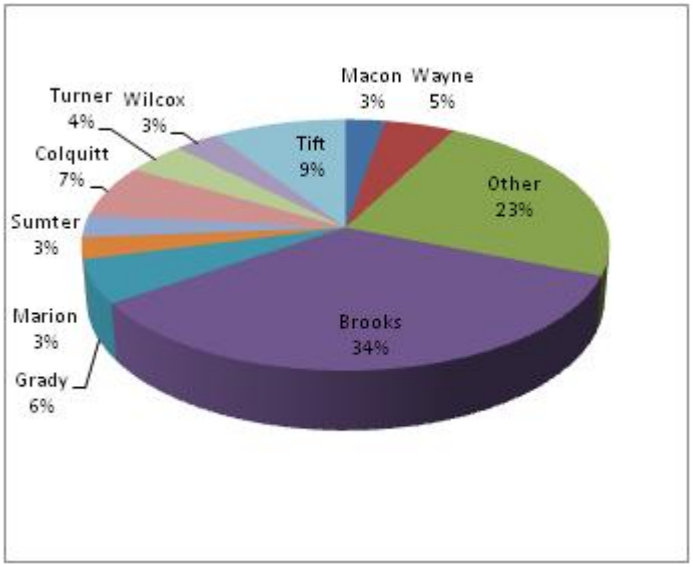

Squash (yellow & winter) Farm Gate Value 2012

Rank	County	Acres	Farm gate Value
20	Appling	15	$31,790
-	Atkinson		$0
12	Bacon	50	$130,900
29	Baker	9	$15,000
-	Baldwin		$0
-	Banks		$0
-	Barrow		$0
-	Bartow		$0
-	Ben Hill		$0
18	Berrien	8	$42,486
-	Bibb		$0
-	Bleckley		$0
-	Brantley		$0
6	Brooks	259	$715,742
-	Bryan		$0
37	Bulloch	4	$6,336
-	Burke		$0
-	Butts		$0
-	Calhoun		$0
52	Camden	2	$374
17	Candler	20	$48,000
38	Carroll	5	$5,943
-	Catoosa		$0
42	Charlton	4	$3,456
-	Chatham		$0
-	Chattahoochee		$0
36	Chattooga	7	$7,075
-	Cherokee		$0
45	Clarke	3	$1,528
-	Clay		$0
-	Clayton		$0
-	Clinch		$0
-	Cobb		$0
-	Coffee		$0
1	Colquitt	1,150	$5,539,425
-	Columbia		$0
10	Cook	60	$235,600
41	Coweta	2	$3,740
-	Crawford		$0
-	Crisp		$0
-	Dade		$0
-	Dawson		$0
13	Decatur	43	$103,200
-	DeKalb		$0
-	Dodge		$0
-	Dooly		$0
53	Dougherty	0	$1
-	Douglas		$0
-	Early		$0
2	Echols	650	$4,749,800
-	Effingham		$0
43	Elbert	2	$2,992
27	Emanuel	8	$17,952
31	Evans	8	$11,968
39	Fannin	5	$5,625
25	Fayette	11	$25,432
28	Floyd	4	$16,463
-	Forsyth		$0
-	Franklin		$0
-	Fulton		$0

Rank	County	Acres	Farm gate Value
16	Gilmer	50	$55,500
33	Glascock	17	$10,615
-	Glynn		$0
19	Gordon	11	$36,078
7	Grady	113	$523,520
-	Greene		$0
-	Gwinnett		$0
34	Habersham	8	$9,663
23	Hall	14	$27,306
30	Hancock	50	$12,580
-	Haralson		$0
-	Harris		$0
-	Hart		$0
-	Heard		$0
-	Henry		$0
-	Houston		$0
-	Irwin		$0
-	Jackson		$0
-	Jasper		$0
-	Jeff Davis		$0
-	Jefferson		$0
-	Jenkins		$0
-	Johnson		$0
-	Jones		$0
-	Lamar		$0
-	Lanier		$0
-	Laurens		$0
-	Lee		$0
-	Liberty		$0
-	Lincoln		$0
21	Long	18	$31,600
5	Lowndes	143	$1,021,845
-	Lumpkin		$0
4	Macon	168	$1,050,000
-	Madison		$0
-	Marion		$0
-	McDuffie		$0
-	McIntosh		$0
-	Meriwether		$0
-	Miller		$0
9	Mitchell	100	$235,620
-	Monroe		$0
-	Montgomery		$0
-	Morgan		$0
-	Murray		$0
-	Muscogee		$0
49	Newton	1	$935
-	Oconee		$0
-	Oglethorpe		$0
40	Paulding	4	$4,301
-	Peach		$0
-	Pickens		$0
11	Pierce	45	$140,081
-	Pike		$0
-	Polk		$0
-	Pulaski		$0
-	Putnam		$0
-	Quitman		$0
15	Rabun	17	$74,052
-	Randolph		$0

Rank	County	Acres	Farm gate Value
52	Richmond	1	$374
48	Rockdale	1	$1,122
-	Schley		$0
-	Screven		$0
24	Seminole	9	$27,000
-	Spalding		$0
-	Stephens		$0
-	Stewart		$0
22	Sumter	18	$27,601
-	Talbot		$0
-	Taliaferro		$0
29	Tattnall	10	$15,000
-	Taylor		$0
-	Telfair		$0
44	Terrell	3	$1,870
35	Thomas	14	$7,555
3	Tift	275	$1,120,000
8	Toombs	180	$403,920
46	Towns	1	$1,496
-	Treutlen		$0
-	Troup		$0
-	Turner		$0
-	Twiggs		$0
27	Union	8	$17,952
-	Upson		$0
32	Walker	5	$11,220
-	Walton		$0
14	Ware	32	$95,744
26	Warren	24	$18,216
50	Washington	2	$898
-	Wayne		$0
-	Webster		$0
-	Wheeler		$0
47	White	3	$1,346
-	Whitfield		$0
51	Wilcox	1	$748
-	Wilkes		$0
-	Wilkinson		$0
-	Worth		$0
	Totals & Avg.	**3,672**	**$16,706,584**

Percent of Vegetables 1.79%

Top Ten Counties by Value - Squash (yellow & winter)

County	Acres	Farm gate Value
Colquitt	1,150	$5,539,425
Echols	650	$4,749,800
Tift	275	$1,120,000
Macon	168	$1,050,000
Lowndes	143	$1,021,845
Brooks	259	$715,742
Grady	113	$523,520
Toombs	180	$403,920
Mitchell	100	$235,620
Cook	60	$235,600

Top Ten Counties

For Squash (yellow & winter)

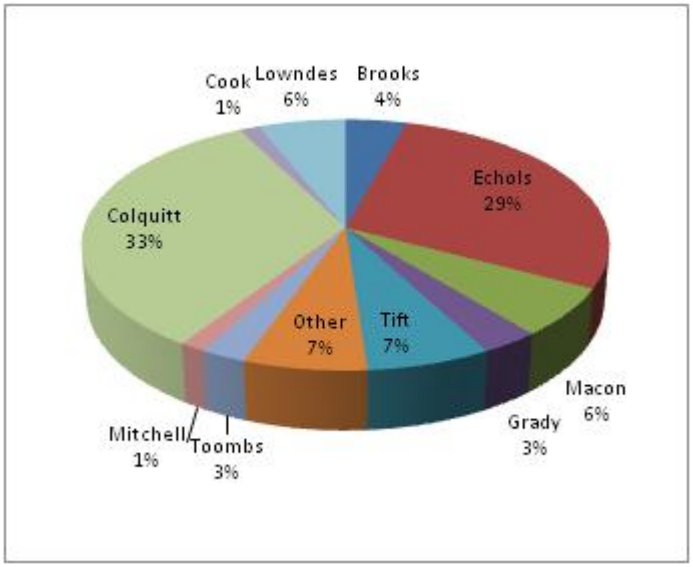

Sweet Corn Farm Gate Value 2012

Rank	County	Acres	Farm gate Value
43	Appling	10	$36,000
45	Atkinson	8	$33,600
-	Bacon		$0
-	Baker		$0
46	Baldwin	15	$32,813
53	Banks	15	$23,400
69	Barrow	2	$1,900
-	Bartow		$0
-	Ben Hill		$0
-	Berrien		$0
-	Bibb		$0
-	Bleckley		$0
-	Brantley		$0
43	Brooks	75	$36,000
-	Bryan		$0
10	Bulloch	362	$852,497
39	Burke	15	$40,500
-	Butts		$0
-	Calhoun		$0
-	Camden		$0
29	Candler	35	$91,000
64	Carroll	5	$5,445
-	Catoosa		$0
61	Charlton	6	$9,360
-	Chatham		$0
-	Chattahoochee		$0
28	Chattooga	50	$105,000
-	Cherokee		$0
71	Clarke	2	$800
-	Clay		$0
55	Clayton	30	$21,600
-	Clinch		$0
-	Cobb		$0
43	Coffee	10	$36,000
8	Colquitt	400	$960,000
-	Columbia		$0
21	Cook	80	$208,000
40	Coweta	25	$39,000
-	Crawford		$0
67	Crisp	12	$3,600
39	Dade	30	$40,500
54	Dawson	16	$23,232
1	Decatur	8,321	$32,382,750
-	DeKalb		$0
24	Dodge	50	$150,000
-	Dooly		$0
72	Dougherty	2	$13
-	Douglas		$0
-	Early		$0
9	Echols	300	$900,000
68	Effingham	1	$3,000
30	Elbert	50	$90,000
-	Emanuel		$0
15	Evans	110	$396,000
41	Fannin	12	$37,800
34	Fayette	20	$50,400
48	Floyd	8	$29,880
-	Forsyth		$0
-	Franklin		$0
-	Fulton		$0

Rank	County	Acres	Farm gate Value
27	Gilmer	50	$108,000
-	Glascock		$0
-	Glynn		$0
59	Gordon	5	$10,500
20	Grady	64	$212,257
66	Greene	5	$4,719
-	Gwinnett		$0
16	Habersham	300	$326,700
28	Hall	50	$105,000
26	Hancock	160	$137,080
52	Haralson	50	$25,000
-	Harris		$0
38	Hart	12	$41,760
-	Heard		$0
-	Henry		$0
-	Houston		$0
36	Irwin	15	$45,000
-	Jackson		$0
-	Jasper		$0
-	Jeff Davis		$0
-	Jefferson		$0
-	Jenkins		$0
32	Johnson	40	$72,000
-	Jones		$0
-	Lamar		$0
-	Lanier		$0
-	Laurens		$0
-	Lee		$0
-	Liberty		$0
-	Lincoln		$0
44	Long	19	$34,680
-	Lowndes		$0
51	Lumpkin	12	$25,200
22	Macon	38	$159,600
-	Madison		$0
62	Marion	26	$9,100
-	McDuffie		$0
-	McIntosh		$0
-	Meriwether		$0
12	Miller	132	$712,800
2	Mitchell	6,479	$25,938,600
-	Monroe		$0
13	Montgomery	105	$409,500
-	Morgan		$0
-	Murray		$0
-	Muscogee		$0
57	Newton	5	$14,000
67	Oconee	2	$3,600
-	Oglethorpe		$0
25	Paulding	100	$144,000
-	Peach		$0
-	Pickens		$0
-	Pierce		$0
-	Pike		$0
47	Polk	15	$31,500
-	Pulaski		$0
17	Putnam	120	$302,400
-	Quitman		$0
11	Rabun	262	$786,000
-	Randolph		$0

Rank	County	Acres	Farm gate Value
19	Richmond	75	$242,500
58	Rockdale	5	$11,400
-	Schley		$0
56	Screven	5	$21,000
5	Seminole	701	$2,453,500
-	Spalding		$0
-	Stephens		$0
-	Stewart		$0
50	Sumter	15	$27,000
42	Talbot	72	$36,288
-	Taliaferro		$0
6	Tattnall	550	$1,650,000
-	Taylor		$0
70	Telfair	1	$960
31	Terrell	28	$84,000
-	Thomas		$0
4	Tift	600	$2,617,500
3	Toombs	781	$3,514,500
33	Towns	48	$54,234
-	Treutlen		$0
-	Troup		$0
-	Turner		$0
65	Twiggs	2	$4,800
14	Union	100	$399,300
-	Upson		$0
49	Walker	30	$28,314
37	Walton	35	$42,000
60	Ware	4	$9,600
23	Warren	160	$151,800
35	Washington	30	$46,800
27	Wayne	35	$108,000
-	Webster		$0
-	Wheeler		$0
18	White	120	$259,200
-	Whitfield		$0
-	Wilcox		$0
-	Wilkes		$0
63	Wilkinson	5	$5,700
7	Worth	476	$1,142,400
	Totals & Avg.	**22,021**	**$79,209,882**

Percent of Vegetables 8.47%

Top Ten Counties by Value - Sweet Corn

County	Acres	Farm gate Value
Decatur	8,321	$32,382,750
Mitchell	6,479	$25,938,600
Toombs	781	$3,514,500
Tift	600	$2,617,500
Seminole	701	$2,453,500
Tattnall	550	$1,650,000
Worth	476	$1,142,400
Colquitt	400	$960,000
Echols	300	$900,000
Bulloch	362	$852,497

Top Ten Counties

For Sweet Corn

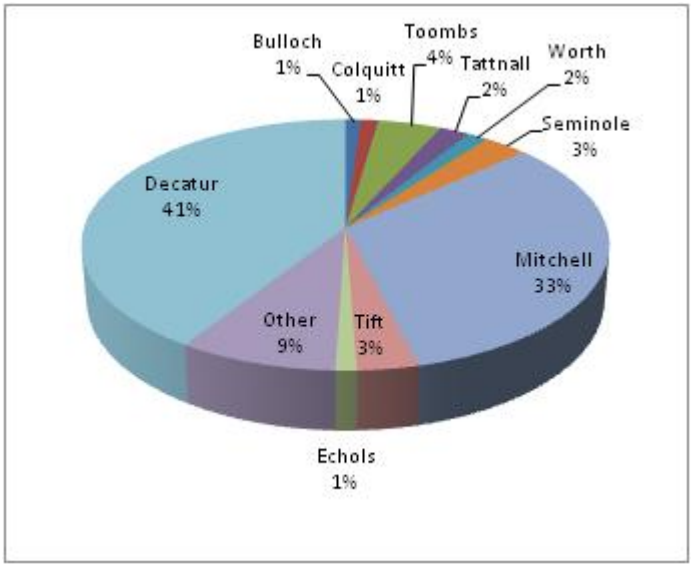

Tomato Farm Gate Value 2012

Rank	County	Acres	Farm gate Value
13	Appling	17	$171,750
19	Atkinson	8	$115,200
-	Bacon		$0
-	Baker		$0
42	Baldwin	8	$21,600
37	Banks	2	$27,000
-	Barrow		$0
40	Bartow	4	$25,200
56	Ben Hill	0	$4,320
10	Berrien	20	$382,400
-	Bibb		$0
-	Bleckley		$0
-	Brantley		$0
9	Brooks	42	$453,600
-	Bryan		$0
25	Bulloch	8	$62,400
30	Burke	15	$43,031
-	Butts		$0
-	Calhoun		$0
-	Camden		$0
55	Candler	3	$5,100
49	Carroll	3	$11,475
28	Catoosa	15	$47,565
-	Charlton		$0
-	Chatham		$0
-	Chattahoochee		$0
24	Chattooga	17	$69,150
-	Cherokee		$0
48	Clarke	10	$12,750
-	Clay		$0
-	Clayton		$0
-	Clinch		$0
-	Cobb		$0
29	Coffee	3	$43,200
2	Colquitt	500	$9,787,500
-	Columbia		$0
-	Cook		$0
46	Coweta	6	$16,200
-	Crawford		$0
-	Crisp		$0
32	Dade	10	$37,500
-	Dawson		$0
1	Decatur	1,008	$13,932,000
-	DeKalb		$0
35	Dodge	15	$33,750
-	Dooly		$0
60	Dougherty	3	$797
-	Douglas		$0
-	Early		$0
7	Echols	32	$720,000
-	Effingham		$0
17	Elbert	13	$140,400
-	Emanuel		$0
-	Evans		$0
52	Fannin	4	$9,180
16	Fayette	15	$143,100
53	Floyd	1	$6,885
-	Forsyth		$0
-	Franklin		$0
-	Fulton		$0

Rank	County	Acres	Farm gate Value
12	Gilmer	60	$326,250
-	Glascock		$0
-	Glynn		$0
34	Gordon	4	$36,000
4	Grady	181	$2,735,978
51	Greene	3	$9,563
-	Gwinnett		$0
8	Habersham	44	$561,000
11	Hall	45	$369,563
41	Hancock	55	$22,400
54	Haralson	10	$5,865
-	Harris		$0
27	Hart	6	$48,600
-	Heard		$0
-	Henry		$0
-	Houston		$0
-	Irwin		$0
-	Jackson		$0
61	Jasper	2	$44
-	Jeff Davis		$0
-	Jefferson		$0
-	Jenkins		$0
-	Johnson		$0
-	Jones		$0
-	Lamar		$0
-	Lanier		$0
-	Laurens		$0
-	Lee		$0
-	Liberty		$0
-	Lincoln		$0
33	Long	20	$37,200
-	Lowndes		$0
-	Lumpkin		$0
15	Macon	20	$144,000
-	Madison		$0
-	Marion		$0
-	McDuffie		$0
-	McIntosh		$0
-	Meriwether		$0
-	Miller		$0
14	Mitchell	14	$155,520
-	Monroe		$0
-	Montgomery		$0
-	Morgan		$0
-	Murray		$0
-	Muscogee		$0
45	Newton	6	$18,000
39	Oconee	3	$25,500
48	Oglethorpe	20	$12,750
55	Paulding	3	$5,100
-	Peach		$0
-	Pickens		$0
-	Pierce		$0
-	Pike		$0
26	Polk	4	$54,000
-	Pulaski		$0
50	Putnam	4	$10,800
-	Quitman		$0
3	Rabun	207	$4,482,000
-	Randolph		$0

Rank	County	Acres	Farm gate Value
21	Richmond	10	$92,813
22	Rockdale	10	$90,000
-	Schley		$0
-	Screven		$0
6	Seminole	66	$891,000
-	Spalding		$0
-	Stephens		$0
-	Stewart		$0
-	Sumter		$0
-	Talbot		$0
-	Taliaferro		$0
-	Tattnall		$0
-	Taylor		$0
-	Telfair		$0
59	Terrell	2	$900
-	Thomas		$0
5	Tift	113	$2,063,850
44	Toombs	9	$20,250
58	Towns	1	$2,040
-	Treutlen		$0
-	Troup		$0
-	Turner		$0
43	Twiggs	6	$20,530
20	Union	15	$114,750
-	Upson		$0
23	Walker	15	$89,250
36	Walton	9	$33,000
18	Ware	17	$122,400
-	Warren		$0
57	Washington	2	$3,600
31	Wayne	6	$40,688
-	Webster		$0
-	Wheeler		$0
38	White	21	$26,460
47	Whitfield	1	$13,500
-	Wilcox		$0
-	Wilkes		$0
-	Wilkinson		$0
-	Worth		$0
	Totals & Avg.	**2,796**	**$39,008,214**

Percent of Vegetables 4.17%

Top Ten Counties by Value - Tomato

County	Acres	Farm gate Value
Decatur	1,008	$13,932,000
Colquitt	500	$9,787,500
Rabun	207	$4,482,000
Grady	181	$2,735,978
Tift	113	$2,063,850
Seminole	66	$891,000
Echols	32	$720,000
Habersham	44	$561,000
Brooks	42	$453,600
Berrien	20	$382,400

Top Ten Counties

For Tomato

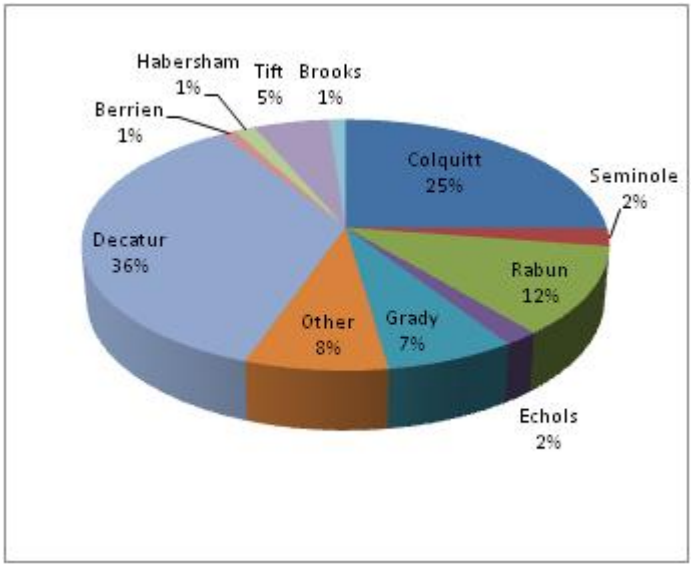

Watermelon Farm Gate Value 2012

Rank	County	Acres	Farm gate Value
28	Appling	40	$468,000
60	Atkinson	2	$16,200
-	Bacon		$0
64	Baker	30	$10,800
45	Baldwin	20	$82,800
61	Banks	4	$15,840
-	Barrow		$0
-	Bartow		$0
13	Ben Hill	297	$3,897,180
9	Berrien	1,113	$8,042,985
-	Bibb		$0
-	Bleckley		$0
65	Brantley	4	$7,200
23	Brooks	158	$1,066,500
-	Bryan		$0
14	Bulloch	475	$3,449,600
52	Burke	20	$36,000
-	Butts		$0
-	Calhoun		$0
69	Camden	1	$1,800
25	Candler	250	$1,012,500
68	Carroll	1	$3,600
-	Catoosa		$0
-	Charlton		$0
-	Chatham		$0
-	Chattahoochee		$0
60	Chattooga	6	$16,200
-	Cherokee		$0
-	Clarke		$0
-	Clay		$0
-	Clayton		$0
-	Clinch		$0
-	Cobb		$0
33	Coffee	30	$270,000
6	Colquitt	1,200	$10,800,000
47	Columbia	15	$52,594
4	Cook	1,120	$11,367,000
54	Coweta	8	$33,120
-	Crawford		$0
2	Crisp	1,958	$17,419,500
32	Dade	105	$288,000
-	Dawson		$0
18	Decatur	148	$1,928,000
-	DeKalb		$0
11	Dodge	650	$5,265,000
8	Dooly	900	$8,910,000
-	Dougherty		$0
-	Douglas		$0
-	Early		$0
29	Echols	15	$459,000
42	Effingham	10	$108,000
64	Elbert	2	$10,800
-	Emanuel		$0
30	Evans	85	$414,000
66	Fannin	2	$6,300
-	Fayette		$0
53	Floyd	12	$35,640
-	Forsyth		$0
31	Franklin	75	$337,500
-	Fulton		$0

Rank	County	Acres	Farm gate Value
68	Gilmer	2	$3,600
50	Glascock	17	$42,880
-	Glynn		$0
57	Gordon	2	$23,400
36	Grady	27	$204,120
-	Greene		$0
-	Gwinnett		$0
48	Habersham	20	$45,000
42	Hall	15	$108,000
43	Hancock	50	$96,000
-	Haralson		$0
-	Harris		$0
56	Hart	8	$27,360
-	Heard		$0
-	Henry		$0
-	Houston		$0
24	Irwin	115	$1,035,000
-	Jackson		$0
-	Jasper		$0
37	Jeff Davis	86	$193,500
-	Jefferson		$0
-	Jenkins		$0
49	Johnson	20	$43,200
-	Jones		$0
-	Lamar		$0
-	Lanier		$0
-	Laurens		$0
-	Lee		$0
-	Liberty		$0
-	Lincoln		$0
22	Long	90	$1,134,000
52	Lowndes	5	$36,000
-	Lumpkin		$0
19	Macon	162	$1,893,060
-	Madison		$0
41	Marion	81	$113,400
-	McDuffie		$0
-	McIntosh		$0
-	Meriwether		$0
-	Miller		$0
39	Mitchell	20	$129,600
-	Monroe		$0
52	Montgomery	4	$36,000
-	Morgan		$0
-	Murray		$0
-	Muscogee		$0
-	Newton		$0
-	Oconee		$0
-	Oglethorpe		$0
-	Paulding		$0
-	Peach		$0
-	Pickens		$0
-	Pierce		$0
-	Pike		$0
-	Polk		$0
34	Pulaski	105	$258,930
-	Putnam		$0
-	Quitman		$0
-	Rabun		$0
-	Randolph		$0

Rank	County	Acres	Farm gate Value
26	Richmond	75	$562,500
46	Rockdale	5	$67,500
58	Schley	7	$22,750
40	Screven	10	$117,000
17	Seminole	185	$2,232,000
-	Spalding		$0
-	Stephens		$0
-	Stewart		$0
16	Sumter	400	$2,340,000
35	Talbot	100	$225,000
-	Taliaferro		$0
10	Tattnall	500	$5,850,000
20	Taylor	350	$1,890,000
12	Telfair	454	$4,086,000
27	Terrell	96	$518,400
44	Thomas	12	$83,160
1	Tift	1,950	$20,070,000
15	Toombs	238	$2,784,600
-	Towns		$0
-	Treutlen		$0
-	Troup		$0
7	Turner	1,350	$9,000,000
62	Twiggs	6	$12,330
51	Union	6	$37,800
-	Upson		$0
59	Walker	5	$20,250
65	Walton	4	$7,200
-	Ware		$0
38	Warren	72	$183,600
63	Washington	4	$11,200
-	Wayne		$0
-	Webster		$0
21	Wheeler	331	$1,546,740
-	White		$0
67	Whitfield	1	$5,400
3	Wilcox	1,445	$15,606,000
-	Wilkes		$0
55	Wilkinson	8	$31,680
5	Worth	939	$10,986,300
	Totals & Avg.	**18,137**	**$159,552,119**

Percent of Vegetables 17.05%

Top Ten Counties

For Watermelon

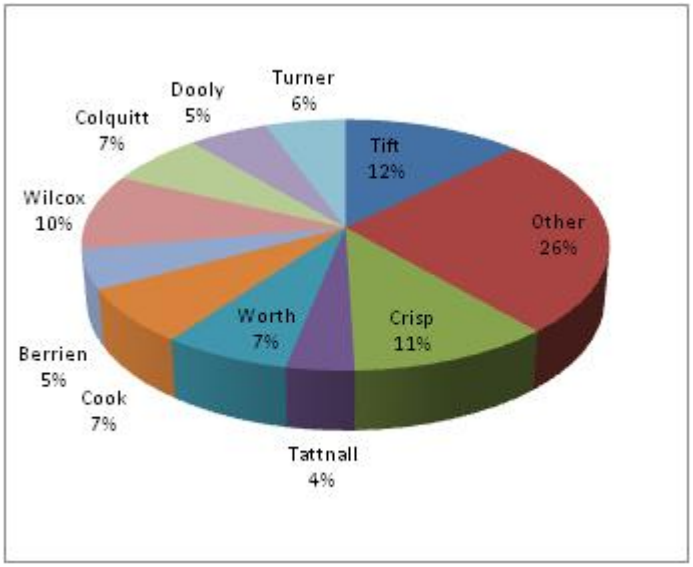

Top Ten Counties by Value - Watermelon

County	Acres	Farm gate Value
Tift	1,950	$20,070,000
Crisp	1,958	$17,419,500
Wilcox	1,445	$15,606,000
Cook	1,120	$11,367,000
Worth	939	$10,986,300
Colquitt	1,200	$10,800,000
Turner	1,350	$9,000,000
Dooly	900	$8,910,000
Berrien	1,113	$8,042,985
Tattnall	500	$5,850,000

Zucchini Farm Gate Value 2012

Rank	County	Acres	Farm gate Value
17	Appling	9	$24,300
-	Atkinson		$0
-	Bacon		$0
25	Baker	2	$4,800
-	Baldwin		$0
-	Banks		$0
-	Barrow		$0
-	Bartow		$0
-	Ben Hill		$0
13	Berrien	15	$74,250
-	Bibb		$0
-	Bleckley		$0
-	Brantley		$0
2	Brooks	470	$2,498,100
-	Bryan		$0
-	Bulloch		$0
-	Burke		$0
-	Butts		$0
-	Calhoun		$0
-	Camden		$0
-	Candler		$0
27	Carroll	3	$3,330
-	Catoosa		$0
-	Charlton		$0
-	Chatham		$0
-	Chattahoochee		$0
26	Chattooga	4	$3,552
-	Cherokee		$0
-	Clarke		$0
-	Clay		$0
-	Clayton		$0
-	Clinch		$0
-	Cobb		$0
-	Coffee		$0
1	Colquitt	1,600	$16,884,000
-	Columbia		$0
6	Cook	70	$561,600
27	Coweta	2	$3,330
-	Crawford		$0
-	Crisp		$0
-	Dade		$0
-	Dawson		$0
12	Decatur	17	$85,800
-	DeKalb		$0
-	Dodge		$0
-	Dooly		$0
-	Dougherty		$0
-	Douglas		$0
-	Early		$0
4	Echols	200	$2,010,000
-	Effingham		$0
-	Elbert		$0
-	Emanuel		$0
-	Evans		$0
24	Fannin	4	$5,280
22	Fayette	1	$7,500
-	Floyd		$0
-	Forsyth		$0
-	Franklin		$0
-	Fulton		$0

Rank	County	Acres	Farm gate Value
30	Gilmer	2	$1,540
-	Glascock		$0
-	Glynn		$0
-	Gordon		$0
11	Grady	25	$138,996
-	Greene		$0
-	Gwinnett		$0
-	Habersham		$0
28	Hall	5	$2,775
-	Hancock		$0
-	Haralson		$0
-	Harris		$0
-	Hart		$0
-	Heard		$0
-	Henry		$0
-	Houston		$0
-	Irwin		$0
-	Jackson		$0
-	Jasper		$0
-	Jeff Davis		$0
-	Jefferson		$0
-	Jenkins		$0
-	Johnson		$0
-	Jones		$0
-	Lamar		$0
-	Lanier		$0
-	Laurens		$0
-	Lee		$0
-	Liberty		$0
-	Lincoln		$0
19	Long	5	$21,375
9	Lowndes	17	$264,180
-	Lumpkin		$0
18	Macon	10	$22,000
-	Madison		$0
-	Marion		$0
-	McDuffie		$0
-	McIntosh		$0
-	Meriwether		$0
-	Miller		$0
8	Mitchell	59	$286,740
-	Monroe		$0
-	Montgomery		$0
-	Morgan		$0
-	Murray		$0
-	Muscogee		$0
-	Newton		$0
-	Oconee		$0
-	Oglethorpe		$0
29	Paulding	2	$2,250
-	Peach		$0
-	Pickens		$0
-	Pierce		$0
-	Pike		$0
-	Polk		$0
-	Pulaski		$0
-	Putnam		$0
-	Quitman		$0
21	Rabun	1	$8,100
-	Randolph		$0

Rank	County	Acres	Farm gate Value
-	Richmond		$0
23	Rockdale	2	$5,550
-	Schley		$0
-	Screven		$0
-	Seminole		$0
-	Spalding		$0
-	Stephens		$0
-	Stewart		$0
14	Sumter	18	$54,945
-	Talbot		$0
-	Taliaferro		$0
15	Tattnall	13	$36,075
-	Taylor		$0
-	Telfair		$0
-	Terrell		$0
16	Thomas	5	$28,860
3	Tift	325	$2,443,500
10	Toombs	56	$217,560
-	Towns		$0
-	Treutlen		$0
-	Troup		$0
5	Turner	115	$1,104,000
-	Twiggs		$0
20	Union	5	$16,875
-	Upson		$0
-	Walker		$0
-	Walton		$0
7	Ware	51	$436,050
-	Warren		$0
-	Washington		$0
-	Wayne		$0
-	Webster		$0
-	Wheeler		$0
-	White		$0
-	Whitfield		$0
-	Wilcox		$0
-	Wilkes		$0
-	Wilkinson		$0
-	Worth		$0
	Totals & Avg.	**3,113**	**$27,257,213**

Percent of Vegetables 2.91%

Top Ten Counties by Value - Zucchini

County	Acres	Farm gate Value
Colquitt	1,600	$16,884,000
Brooks	470	$2,498,100
Tift	325	$2,443,500
Echols	200	$2,010,000
Turner	115	$1,104,000
Cook	70	$561,600
Ware	51	$436,050
Mitchell	59	$286,740
Lowndes	17	$264,180
Toombs	56	$217,560

Top Ten Counties

For Zucchini

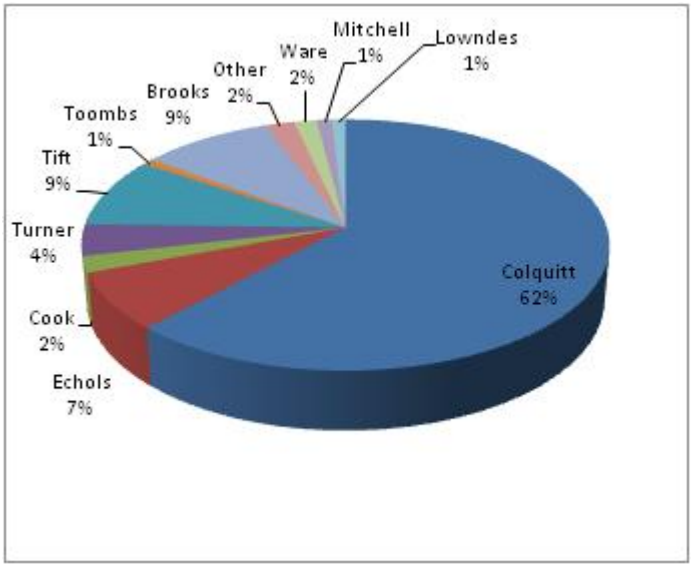

Total Vegetable Value

Rank	County	Farm gate
43	Appling	$1,058,333
63	Atkinson	$417,596
74	Bacon	$273,000
78	Baker	$205,350
82	Baldwin	$141,600
93	Banks	$66,240
116	Barrow	$16,900
52	Bartow	$790,905
27	Ben Hill	$4,653,922
22	Berrien	$9,080,176
125	Bibb	$2,101
30	Bleckley	$3,854,034
122	Brantley	$7,200
8	Brooks	$26,813,439
-	Bryan	$0
10	Bulloch	$17,880,074
58	Burke	$499,008
-	Butts	$0
-	Calhoun	$0
103	Camden	$40,768
17	Candler	$13,067,600
77	Carroll	$212,259
88	Catoosa	$100,135
109	Charlton	$27,098
112	Chatham	$24,400
-	Chattahoochee	$0
68	Chattooga	$333,921
69	Cherokee	$320,500
44	Clarke	$1,018,223
-	Clay	$0
114	Clayton	$21,600
-	Clinch	$0
-	Cobb	$0
61	Coffee	$469,489
1	Colquitt	$179,431,865
99	Columbia	$52,594
9	Cook	$17,927,730
84	Coweta	$117,809
118	Crawford	$13,320
11	Crisp	$17,588,860
35	Dade	$2,027,800
71	Dawson	$293,232
6	Decatur	$53,818,788
-	DeKalb	$0
24	Dodge	$7,397,010
19	Dooly	$10,125,311
124	Dougherty	$2,863
-	Douglas	$0
121	Early	$9,000
2	Echols	$121,601,545
85	Effingham	$114,850
75	Elbert	$250,240
60	Emanuel	$478,967
16	Evans	$13,409,968

Rank	County	Farm gate
67	Fannin	$351,200
62	Fayette	$460,946
89	Floyd	$97,061
-	Forsyth	$0
59	Franklin	$487,500
-	Fulton	$0
50	Gilmer	$843,666
97	Glascock	$53,495
-	Glynn	$0
55	Gordon	$604,616
18	Grady	$10,869,471
115	Greene	$20,180
-	Gwinnett	$0
29	Habersham	$4,101,368
39	Hall	$1,797,236
54	Hancock	$659,564
106	Haralson	$33,040
90	Harris	$93,700
46	Hart	$919,338
111	Heard	$25,000
-	Henry	$0
-	Houston	$0
40	Irwin	$1,669,690
100	Jackson	$51,040
127	Jasper	$64
42	Jeff Davis	$1,270,800
102	Jefferson	$43,875
119	Jenkins	$12,919
83	Johnson	$122,300
117	Jones	$16,000
-	Lamar	$0
126	Lanier	$300
86	Laurens	$106,740
36	Lee	$1,991,055
123	Liberty	$3,000
91	Lincoln	$90,000
33	Long	$3,334,035
15	Lowndes	$14,029,575
108	Lumpkin	$27,440
31	Macon	$3,791,999
-	Madison	$0
64	Marion	$383,865
-	McDuffie	$0
-	McIntosh	$0
-	Meriwether	$0
53	Miller	$712,800
7	Mitchell	$29,426,723
-	Monroe	$0
32	Montgomery	$3,543,075
-	Morgan	$0
128	Murray	$1
-	Muscogee	$0
49	Newton	$848,256
98	Oconee	$53,486

Rank	County	Farm gate
120	Oglethorpe	$12,750
72	Paulding	$291,516
113	Peach	$21,800
79	Pickens	$175,000
81	Pierce	$144,068
-	Pike	$0
92	Polk	$85,500
23	Pulaski	$8,058,930
66	Putnam	$363,825
-	Quitman	$0
21	Rabun	$9,189,943
-	Randolph	$0
45	Richmond	$1,012,048
73	Rockdale	$283,786
107	Schley	$31,022
47	Screven	$873,438
20	Seminole	$9,210,534
105	Spalding	$37,500
80	Stephens	$152,000
-	Stewart	$0
26	Sumter	$5,893,513
56	Talbot	$553,338
-	Taliaferro	$0
5	Tattnall	$72,789,916
38	Taylor	$1,928,050
28	Telfair	$4,306,050
48	Terrell	$853,883
70	Thomas	$300,985
3	Tift	$85,778,592
4	Toombs	$80,980,286
94	Towns	$58,970
-	Treutlen	$0
-	Troup	$0
13	Turner	$15,839,404
101	Twiggs	$45,537
41	Union	$1,296,952
-	Upson	$0
76	Walker	$220,754
51	Walton	$835,950
34	Ware	$2,965,140
57	Warren	$505,840
87	Washington	$105,618
25	Wayne	$7,232,673
96	Webster	$54,270
37	Wheeler	$1,986,240
65	White	$380,317
110	Whitfield	$26,412
12	Wilcox	$16,749,401
104	Wilkes	$40,000
95	Wilkinson	$58,227
14	Worth	$14,851,870
	Totals & Avg.	**$935,585,880**

2012 Georgia Ornamental Horticulture Farm Gate Value[1]

$748,543,045

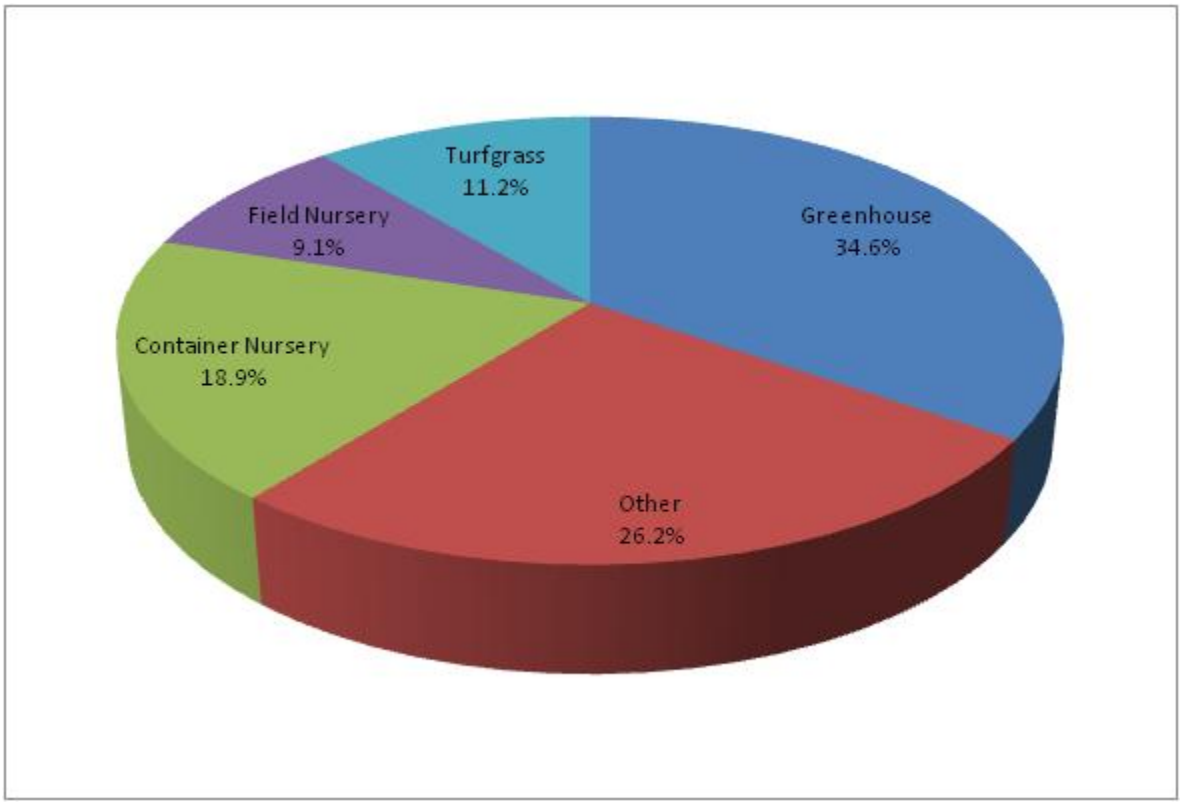

[1] An increase in the total value of Ornamental Horticulture-Other category may be partially attributed to a change in survey methodology which included a broader variety of commodities.

Container Nursery Farm Gate Value 2012

Rank	County	Acres	$/Acre	Farm gate
42	Appling	6	$38,960.00	$214,280
54	Atkinson	1	$38,960.00	$38,960
27	Bacon	18	$38,960.00	$701,280
28	Baker	17	$38,960.00	$662,320
39	Baldwin	7	$38,960.00	$272,720
27	Banks	18	$38,960.00	$701,280
-	Barrow			$0
46	Bartow	4	$38,960.00	$155,840
27	Ben Hill	18	$38,960.00	$701,280
33	Berrien	12	$38,960.00	$467,520
-	Bibb			$0
34	Bleckley	10	$38,960.00	$389,600
-	Brantley			$0
25	Brooks	25	$38,960.00	$974,000
41	Bryan	6	$38,960.00	$233,760
21	Bulloch	36	$36,000.00	$1,296,000
26	Burke	20	$38,960.00	$779,200
24	Butts	30	$38,960.00	$1,168,800
-	Calhoun			$0
26	Camden	20	$38,960.00	$779,200
56	Candler	1	$20,000.00	$20,000
29	Carroll	15	$38,960.00	$584,400
34	Catoosa	10	$38,960.00	$389,600
34	Charlton	10	$38,960.00	$389,600
-	Chatham			$0
-	Chattahoochee			$0
43	Chattooga	5	$38,960.00	$194,800
41	Cherokee	6	$38,960.00	$233,760
6	Clarke	100	$38,960.00	$3,896,000
26	Clay	20	$38,960.00	$779,200
13	Clayton	50	$38,960.00	$1,948,000
49	Clinch	2	$38,960.00	$77,920
41	Cobb	6	$38,960.00	$233,760
43	Coffee	5	$38,960.00	$194,800
16	Colquitt	42	$38,960.00	$1,636,320
17	Columbia	40	$40,000.00	$1,600,000
34	Cook	10	$38,960.00	$389,600
34	Coweta	10	$38,960.00	$389,600
4	Crawford	150	$38,960.00	$5,844,000
44	Crisp	4	$39,500.00	$158,000
52	Dade	1	$43,278.00	$43,278
46	Dawson	4	$38,960.00	$155,840
9	Decatur	66	$37,000.00	$2,442,000
-	DeKalb			$0
49	Dodge	2	$38,960.00	$77,920
-	Dooly			$0
49	Dougherty	2	$38,960.00	$77,920
22	Douglas	31	$38,960.00	$1,207,760
57	Early	1	$38,960.00	$19,480
-	Echols			$0
26	Effingham	20	$38,960.00	$779,200
43	Elbert	5	$38,960.00	$194,800
51	Emanuel	1	$38,960.00	$50,648
18	Evans	40	$38,960.00	$1,558,400
45	Fannin	4	$39,000.00	$156,000
14	Fayette	40	$43,278.00	$1,731,120
49	Floyd	2	$38,960.00	$77,920
24	Forsyth	30	$38,960.00	$1,168,800
46	Franklin	4	$38,960.00	$155,840
-	Fulton			$0

Rank	County	Acres	$/Acre	Farm gate
30	Gilmer	14	$38,960.00	$545,440
-	Glascock			$0
23	Glynn	31	$38,960.00	$1,188,280
-	Gordon			$0
2	Grady	310	$38,960.00	$12,077,600
24	Greene	30	$38,960.00	$1,168,800
29	Gwinnett	15	$38,960.00	$584,400
25	Habersham	25	$38,960.00	$974,000
32	Hall	13	$38,960.00	$506,480
-	Hancock			$0
-	Haralson			$0
7	Harris	75	$38,960.00	$2,922,000
8	Hart	68	$38,960.00	$2,649,280
-	Heard			$0
30	Henry	14	$38,960.00	$545,440
37	Houston	8	$38,960.00	$311,680
49	Irwin	2	$38,960.00	$77,920
43	Jackson	5	$38,960.00	$194,800
4	Jasper	150	$38,960.00	$5,844,000
-	Jeff Davis			$0
10	Jefferson	62	$38,960.00	$2,415,520
-	Jenkins			$0
38	Johnson	8	$38,960.00	$292,200
43	Jones	5	$38,960.00	$194,800
46	Lamar	4	$38,960.00	$155,840
54	Lanier	1	$38,960.00	$38,960
-	Laurens			$0
54	Lee	1	$38,960.00	$38,960
57	Liberty	1	$38,960.00	$19,480
-	Lincoln			$0
-	Long			$0
5	Lowndes	130	$38,960.00	$5,064,800
31	Lumpkin	14	$38,960.00	$525,960
34	Macon	10	$38,960.00	$389,600
-	Madison			$0
-	Marion			$0
1	McDuffie	860	$38,960.00	$33,505,600
-	McIntosh			$0
11	Meriwether	60	$38,960.00	$2,337,600
-	Miller			$0
49	Mitchell	2	$38,960.00	$77,920
47	Monroe	3	$38,960.00	$116,880
-	Montgomery			$0
-	Morgan			$0
-	Murray			$0
47	Muscogee	3	$38,960.00	$116,880
54	Newton	1	$38,960.00	$38,960
3	Oconee	152	$38,960.00	$5,921,920
47	Oglethorpe	3	$38,960.00	$116,880
24	Paulding	30	$38,960.00	$1,168,800
40	Peach	7	$38,000.00	$266,000
-	Pickens			$0
47	Pierce	3	$38,960.00	$116,880
27	Pike	18	$38,960.00	$701,280
33	Polk	12	$38,960.00	$467,520
35	Pulaski	9	$38,960.00	$350,640
37	Putnam	8	$38,960.00	$311,680
-	Quitman			$0
7	Rabun	75	$38,960.00	$2,922,000
-	Randolph			$0

Rank	County	Acres	$/Acre	Farm gate
15	Richmond	42	$39,785.00	$1,670,970
12	Rockdale	52	$38,960.00	$2,025,920
49	Schley	2	$38,960.00	$77,920
34	Screven	10	$38,960.00	$389,600
55	Seminole	1	$35,000.00	$35,000
-	Spalding			$0
55	Stephens	1	$35,000.00	$35,000
19	Stewart	35	$38,960.00	$1,363,600
41	Sumter	6	$38,960.00	$233,760
-	Talbot			$0
-	Taliaferro			$0
-	Tattnall			$0
-	Taylor			$0
-	Telfair			$0
47	Terrell	3	$38,960.00	$116,880
13	Thomas	50	$38,960.00	$1,948,000
49	Tift	2	$38,960.00	$77,920
12	Toombs	52	$38,960.00	$2,025,920
54	Towns	1	$38,960.00	$38,960
20	Treutlen	35	$38,000.00	$1,330,000
24	Troup	30	$38,960.00	$1,168,800
47	Turner	3	$38,960.00	$116,880
50	Twiggs	2	$38,960.00	$58,440
48	Union	3	$38,690.00	$116,070
-	Upson			$0
-	Walker			$0
-	Walton			$0
37	Ware	8	$38,960.00	$311,680
43	Warren	5	$38,960.00	$194,800
53	Washington	2	$20,000.00	$40,000
39	Wayne	7	$38,960.00	$272,720
26	Webster	20	$38,960.00	$779,200
26	Wheeler	20	$38,960.00	$779,200
47	White	3	$38,960.00	$116,880
41	Whitfield	6	$38,960.00	$233,760
57	Wilcox	1	$38,960.00	$19,480
36	Wilkes	8	$40,000.00	$320,000
57	Wilkinson	1	$38,960.00	$19,480
43	Worth	5	$38,960.00	$194,800
	Totals & Avg.	**3,641**	**$38,938.60**	**$141,767,646**

Percent of Ornamental Horticulture 18.94%

Top Ten Counties by Value - Container Nursery

County	Acres	Price	Farm gate
McDuffie	860	$38,960.00	$33,505,600
Grady	310	$38,960.00	$12,077,600
Oconee	152	$38,960.00	$5,921,920
Crawford	150	$38,960.00	$5,844,000
Jasper	150	$38,960.00	$5,844,000
Lowndes	130	$38,960.00	$5,064,800
Clarke	100	$38,960.00	$3,896,000
Harris	75	$38,960.00	$2,922,000
Rabun	75	$38,960.00	$2,922,000
Hart	68	$38,960.00	$2,649,280

Top Ten Counties

For Container Nursery

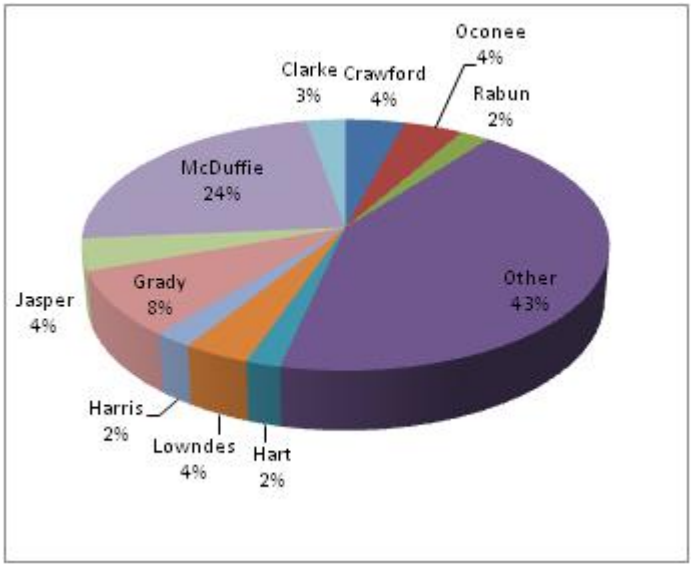

Field Nursery Farm Gate Value 2012

Rank	County	Acres	$/Acre	Farm gate
-	Appling			$0
-	Atkinson			$0
-	Bacon			$0
29	Baker	18	$9,997.00	$179,946
33	Baldwin	14	$9,997.00	$139,958
44	Banks	5	$9,997.00	$49,985
-	Barrow			$0
11	Bartow	120	$9,997.00	$1,199,640
-	Ben Hill			$0
50	Berrien	2	$9,997.00	$19,994
46	Bibb	3	$9,997.00	$29,991
41	Bleckley	6	$9,997.00	$59,982
54	Brantley	0	$9,997.00	$2,499
28	Brooks	20	$9,997.00	$199,940
50	Bryan	2	$9,997.00	$19,994
25	Bulloch	32	$8,000.00	$256,000
-	Burke			$0
10	Butts	125	$9,997.00	$1,249,625
-	Calhoun			$0
39	Camden	9	$9,997.00	$89,973
43	Candler	5	$10,000.00	$50,000
32	Carroll	15	$9,997.00	$149,955
26	Catoosa	25	$9,997.00	$249,925
44	Charlton	5	$9,997.00	$49,985
16	Chatham	55	$9,997.00	$549,835
-	Chattahoochee			$0
44	Chattooga	5	$9,997.00	$49,985
23	Cherokee	33	$9,997.00	$329,901
17	Clarke	50	$9,997.00	$499,850
28	Clay	20	$9,997.00	$199,940
5	Clayton	300	$9,997.00	$2,999,100
50	Clinch	2	$9,997.00	$19,994
46	Cobb	3	$9,997.00	$29,991
44	Coffee	5	$9,997.00	$49,985
27	Colquitt	23	$9,997.00	$229,931
19	Columbia	45	$10,000.00	$450,000
-	Cook			$0
-	Coweta			$0
7	Crawford	250	$9,997.00	$2,498,250
47	Crisp	3	$9,865.00	$29,595
42	Dade	5	$10,837.00	$54,185
-	Dawson			$0
-	Decatur			$0
-	DeKalb			$0
-	Dodge			$0
14	Dooly	80	$9,997.00	$799,760
-	Dougherty			$0
-	Douglas			$0
-	Early			$0
-	Echols			$0
26	Effingham	25	$9,997.00	$249,925
28	Elbert	20	$9,997.00	$199,940
-	Emanuel			$0
24	Evans	30	$9,997.00	$299,910
-	Fannin			$0
36	Fayette	10	$10,837.00	$108,370
29	Floyd	18	$9,997.00	$179,946
24	Forsyth	30	$9,997.00	$299,910
38	Franklin	10	$9,997.00	$99,970
-	Fulton			$0

Rank	County	Acres	$/Acre	Farm gate
44	Gilmer	5	$9,997.00	$49,985
-	Glascock			$0
-	Glynn			$0
55	Gordon	8	$8.00	$64
22	Grady	35	$9,997.00	$349,895
24	Greene	30	$9,997.00	$299,910
31	Gwinnett	16	$9,997.00	$159,952
17	Habersham	50	$9,997.00	$499,850
34	Hall	13	$9,997.00	$129,961
30	Hancock	18	$9,600.00	$172,800
-	Haralson			$0
20	Harris	40	$10,000.00	$400,000
6	Hart	270	$9,997.00	$2,699,190
-	Heard			$0
-	Henry			$0
-	Houston			$0
37	Irwin	10	$10,000.00	$100,000
21	Jackson	40	$9,997.00	$399,880
2	Jasper	600	$9,997.00	$5,998,200
-	Jeff Davis			$0
26	Jefferson	25	$9,997.00	$249,925
-	Jenkins			$0
52	Johnson	5	$1,000.00	$5,000
45	Jones	4	$9,997.00	$39,988
4	Lamar	450	$9,997.00	$4,498,650
45	Lanier	4	$9,997.00	$39,988
40	Laurens	8	$9,970.00	$79,760
-	Lee			$0
51	Liberty	1	$9,997.00	$9,997
-	Lincoln			$0
-	Long			$0
31	Lowndes	16	$9,997.00	$159,952
50	Lumpkin	2	$9,997.00	$19,994
-	Macon			$0
-	Madison			$0
-	Marion			$0
-	McDuffie			$0
-	McIntosh			$0
2	Meriwether	600	$9,997.00	$5,998,200
-	Miller			$0
44	Mitchell	5	$9,997.00	$49,985
38	Monroe	10	$9,997.00	$99,970
-	Montgomery			$0
2	Morgan	600	$9,997.00	$5,998,200
18	Murray	49	$9,997.00	$489,853
-	Muscogee			$0
51	Newton	1	$9,997.00	$9,997
1	Oconee	650	$10,500.00	$6,825,000
9	Oglethorpe	175	$9,997.00	$1,749,475
45	Paulding	4	$9,997.00	$39,988
12	Peach	100	$9,500.00	$950,000
48	Pickens	3	$9,984.00	$24,960
44	Pierce	5	$9,997.00	$49,985
8	Pike	200	$9,997.00	$1,999,400
-	Polk			$0
9	Pulaski	175	$9,997.00	$1,749,475
26	Putnam	25	$9,997.00	$249,925
-	Quitman			$0
13	Rabun	85	$9,997.00	$849,745
-	Randolph			$0

Rank	County	Acres	$/Acre	Farm gate
44	Richmond	5	$9,997.00	$49,985
22	Rockdale	35	$9,997.00	$349,895
44	Schley	5	$9,997.00	$49,985
51	Screven	1	$9,997.00	$9,997
49	Seminole	3	$7,000.00	$21,000
38	Spalding	10	$9,997.00	$99,970
51	Stephens	1	$9,997.00	$9,997
-	Stewart			$0
-	Sumter			$0
-	Talbot			$0
-	Taliaferro			$0
-	Tattnall			$0
-	Taylor			$0
-	Telfair			$0
-	Terrell			$0
35	Thomas	12	$9,997.00	$119,964
46	Tift	3	$9,997.00	$29,991
8	Toombs	200	$9,997.00	$1,999,400
-	Towns			$0
-	Treutlen			$0
24	Troup	30	$9,997.00	$299,910
-	Turner			$0
44	Twiggs	5	$9,997.00	$49,985
28	Union	20	$9,997.00	$199,940
44	Upson	5	$9,997.00	$49,985
29	Walker	18	$9,997.00	$179,946
3	Walton	550	$10,000.00	$5,500,000
50	Ware	2	$9,997.00	$19,994
-	Warren			$0
53	Washington	2	$2,000.00	$4,000
45	Wayne	4	$9,997.00	$39,988
-	Webster			$0
15	Wheeler	65	$9,997.00	$649,805
50	White	2	$9,997.00	$19,994
38	Whitfield	10	$9,997.00	$99,970
51	Wilcox	1	$9,997.00	$9,997
21	Wilkes	40	$9,997.00	$399,880
51	Wilkinson	1	$9,997.00	$9,997
51	Worth	1	$9,997.00	$9,997
	Totals & Avg.	**6,796**	**$10,007.33**	**$68,006,337**

Percent of Ornamental Horticulture 9.09%

Top Ten Counties by Value - Field Nursery

County	Acres	Price	Farm gate
Oconee	650	$10,500.00	$6,825,000
Jasper	600	$9,997.00	$5,998,200
Meriwether	600	$9,997.00	$5,998,200
Morgan	600	$9,997.00	$5,998,200
Walton	550	$10,000.00	$5,500,000
Lamar	450	$9,997.00	$4,498,650
Clayton	300	$9,997.00	$2,999,100
Hart	270	$9,997.00	$2,699,190
Crawford	250	$9,997.00	$2,498,250
Pike	200	$9,997.00	$1,999,400

Top Ten Counties

For Field Nursery

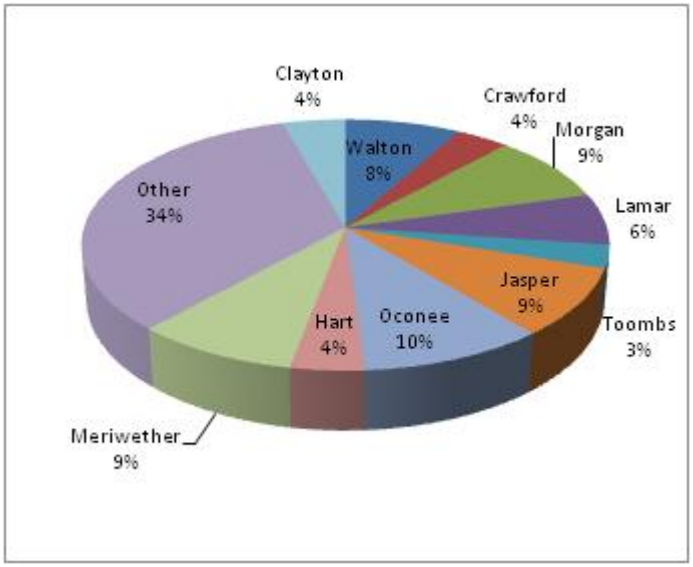

Greenhouse Farm Gate Value 2012

Rank	County	Sq. Ft.	$/Sq. Ft.	Farm gate
24	Appling	175,000	$14.38	$2,516,500
-	Atkinson			$0
75	Bacon	9,750	$14.38	$140,205
45	Baker	65,000	$14.38	$934,700
73	Baldwin	12,000	$14.38	$172,560
92	Banks	1,000	$14.38	$14,380
83	Barrow	5,000	$14.38	$71,900
8	Bartow	522,720	$14.38	$7,516,714
33	Ben Hill	128,000	$14.38	$1,840,640
17	Berrien	200,000	$14.38	$2,876,000
73	Bibb	12,000	$14.38	$172,560
-	Bleckley			$0
88	Brantley	1,500	$14.38	$21,570
46	Brooks	60,000	$14.38	$862,800
-	Bryan			$0
18	Bulloch	230,000	$12.00	$2,760,000
55	Burke	35,000	$14.38	$503,300
19	Butts	190,000	$14.38	$2,732,200
-	Calhoun			$0
59	Camden	30,390	$14.38	$437,008
40	Candler	100,000	$12.00	$1,200,000
36	Carroll	100,000	$14.38	$1,438,000
68	Catoosa	20,000	$14.38	$287,600
71	Charlton	13,914	$14.38	$200,083
12	Chatham	262,000	$14.38	$3,767,560
-	Chattahoochee			$0
78	Chattooga	8,000	$14.38	$115,040
6	Cherokee	871,200	$14.38	$12,527,856
2	Clarke	1,698,840	$14.38	$24,429,319
88	Clay	1,500	$14.38	$21,570
20	Clayton	180,000	$15.00	$2,700,000
68	Clinch	20,000	$14.38	$287,600
13	Cobb	250,000	$14.38	$3,595,000
5	Coffee	1,150,000	$14.38	$16,537,000
32	Colquitt	131,200	$14.38	$1,886,656
34	Columbia	123,000	$14.50	$1,783,500
-	Cook			$0
17	Coweta	200,000	$14.38	$2,876,000
-	Crawford			$0
67	Crisp	21,000	$13.75	$288,750
48	Dade	50,000	$15.17	$758,500
60	Dawson	30,000	$14.38	$431,400
-	Decatur			$0
42	Dekalb	65,000	$16.38	$1,064,700
83	Dodge	5,000	$14.38	$71,900
49	Dooly	50,000	$14.38	$719,000
82	Dougherty	5,000	$14.50	$72,500
-	Douglas			$0
-	Early			$0
-	Echols			$0
17	Effingham	200,000	$14.38	$2,876,000
29	Elbert	150,000	$14.38	$2,157,000
-	Emanuel			$0
17	Evans	200,000	$14.38	$2,876,000
57	Fannin	32,000	$14.50	$464,000
14	Fayette	225,000	$15.17	$3,413,250
63	Floyd	22,080	$14.38	$317,510
26	Forsyth	160,000	$14.38	$2,300,800
64	Franklin	22,000	$14.38	$316,360
80	Fulton	5,000	$15.20	$76,000
66	Gilmer	20,000	$14.50	$290,000
-	Glascock			$0
-	Glynn			$0
69	Gordon	16,000	$14.38	$230,080
3	Grady	1,630,500	$14.38	$23,446,590
9	Greene	380,000	$14.38	$5,464,400
1	Gwinnett	1,742,400	$14.38	$25,055,712
29	Habersham	150,000	$14.38	$2,157,000
25	Hall	165,000	$14.38	$2,372,700
-	Hancock			$0
64	Haralson	22,000	$14.38	$316,360
43	Harris	70,000	$15.00	$1,050,000
31	Hart	145,000	$14.38	$2,085,100
-	Heard			$0
21	Henry	182,000	$14.38	$2,617,160
86	Houston	2,500	$14.38	$35,950
-	Irwin			$0
52	Jackson	42,000	$14.00	$588,000
46	Jasper	60,000	$14.38	$862,800
44	Jeff Davis	70,000	$14.38	$1,006,600
45	Jefferson	65,000	$14.38	$934,700
-	Jenkins			$0
-	Johnson			$0
81	Jones	5,200	$14.38	$74,776
78	Lamar	8,000	$14.38	$115,040
72	Lanier	12,500	$14.38	$179,750
49	Laurens	50,000	$14.38	$719,000
58	Lee	32,000	$14.38	$460,160
87	Liberty	2,000	$14.38	$28,760
79	Lincoln	7,500	$14.38	$107,850
-	Long			$0
62	Lowndes	25,000	$14.40	$360,000
22	Lumpkin	181,600	$14.38	$2,611,408
-	Macon			$0
-	Madison			$0
-	Marion			$0
73	McDuffie	12,000	$14.38	$172,560
-	McIntosh			$0
35	Meriwether	110,000	$14.38	$1,581,800
-	Miller			$0
61	Mitchell	27,000	$14.38	$388,260
93	Monroe	800	$14.38	$11,504
-	Montgomery			$0
10	Morgan	320,000	$14.38	$4,601,600
65	Murray	20,626	$14.38	$296,602
-	Muscogee			$0
91	Newton	1,200	$14.43	$17,316
28	Oconee	150,080	$14.38	$2,158,150
50	Oglethorpe	50,000	$14.00	$700,000
4	Paulding	1,400,000	$14.38	$20,132,000
37	Peach	100,000	$14.00	$1,400,000
51	Pickens	45,000	$15.00	$675,000
74	Pierce	10,080	$14.38	$144,950
-	Pike			$0
-	Polk			$0
78	Pulaski	8,000	$14.38	$115,040
60	Putnam	30,000	$14.38	$431,400
-	Quitman			$0
-	Rabun			$0
-	Randolph			$0

Rank	County	Sq. Ft.	$/Sq. Ft.	Farm gate
15	Richmond	230,000	$14.38	$3,307,400
27	Rockdale	155,000	$14.38	$2,228,900
94	Schley	600	$14.38	$8,628
87	Screven	2,000	$14.38	$28,760
76	Seminole	10,000	$14.00	$140,000
-	Spalding			$0
87	Stephens	2,000	$14.38	$28,760
-	Stewart			$0
41	Sumter	80,000	$14.38	$1,150,400
-	Talbot			$0
-	Taliaferro			$0
-	Tattnall			$0
-	Taylor			$0
-	Telfair			$0
-	Terrell			$0
38	Thomas	97,000	$14.38	$1,394,860
60	Tift	30,000	$14.38	$431,400
23	Toombs	180,000	$14.38	$2,588,400
54	Towns	34,000	$16.90	$574,600
85	Treutlen	3,200	$14.38	$46,016
77	Troup	8,500	$14.38	$122,230
-	Turner			$0
90	Twiggs	1,240	$14.38	$17,831
7	Union	800,000	$14.38	$11,504,000
39	Upson	87,000	$14.38	$1,251,060
47	Walker	55,000	$14.38	$790,900
11	Walton	300,000	$15.00	$4,500,000
30	Ware	149,500	$14.38	$2,149,810
56	Warren	35,000	$14.00	$490,000
89	Washington	3,000	$7.00	$21,000
53	Wayne	40,000	$14.38	$575,200
-	Webster			$0
78	Wheeler	8,000	$14.38	$115,040
64	White	22,000	$14.38	$316,360
16	Whitfield	206,388	$14.38	$2,967,859
70	Wilcox	14,500	$14.38	$208,510
49	Wilkes	50,000	$14.38	$719,000
-	Wilkinson			$0
84	Worth	4,000	$14.38	$57,520
	Totals & Avg.	**18,028,008**	**$14.38**	**$259,160,015**

Percent of Ornamental Horticulture 34.62%

Top Ten Counties by Value - Greenhouse

County	Sq. Ft.	Price	Farm gate
Gwinnett	1,742,400	$14.38	$25,055,712
Clarke	1,698,840	$14.38	$24,429,319
Grady	1,630,500	$14.38	$23,446,590
Paulding	1,400,000	$14.38	$20,132,000
Coffee	1,150,000	$14.38	$16,537,000
Cherokee	871,200	$14.38	$12,527,856
Union	800,000	$14.38	$11,504,000
Bartow	522,720	$14.38	$7,516,714
Greene	380,000	$14.38	$5,464,400
Morgan	320,000	$14.38	$4,601,600

Top Ten Counties

For Greenhouse

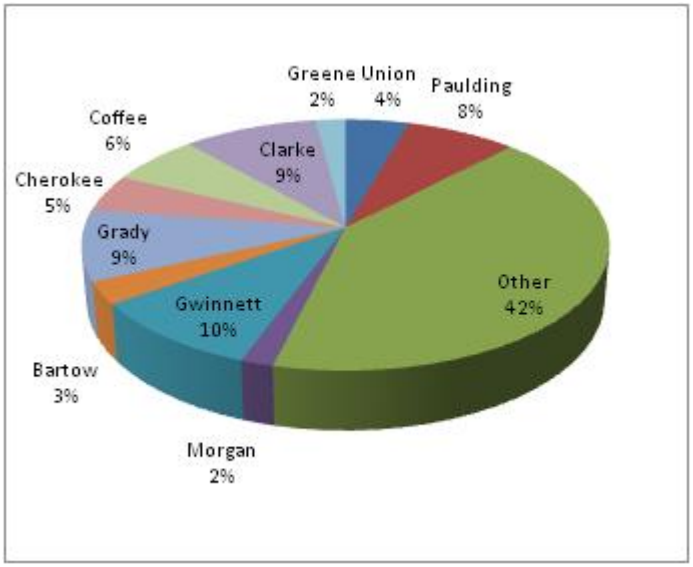

Turfgrass Farm Gate Value 2012

Rank	County	Acres	Harvest	$/Acre	Farm gate
39	Appling	50	0.700	$5,772.00	$202,020
-	Atkinson		0.000		$0
-	Bacon		0.000		$0
26	Baker	150	0.700	$5,772.00	$606,060
-	Baldwin		0.000		$0
40	Banks	45	0.700	$5,772.00	$181,818
-	Barrow		0.000		$0
4	Bartow	1,212	0.700	$5,772.00	$4,896,965
-	Ben Hill		0.000		$0
22	Berrien	210	0.700	$5,772.00	$848,484
-	Bibb		0.000		$0
-	Bleckley		0.000		$0
54	Brantley	2	0.700	$5,772.00	$8,081
-	Brooks		0.000		$0
-	Bryan		0.000		$0
3	Bulloch	1,600	0.700	$5,500.00	$6,160,000
-	Burke		0.000		$0
-	Butts		0.000		$0
-	Calhoun		0.000		$0
-	Camden		0.000		$0
33	Candler	100	0.700	$5,000.00	$350,000
14	Carroll	400	0.700	$5,772.00	$1,616,160
19	Catoosa	300	0.700	$5,772.00	$1,212,120
-	Charlton		0.000		$0
-	Chatham		0.000		$0
-	Chattahoochee		0.000		$0
52	Chattooga	5	0.700	$5,772.00	$20,202
-	Cherokee		0.000		$0
53	Clarke	5	0.700	$5,772.00	$18,182
-	Clay		0.000		$0
-	Clayton		0.000		$0
-	Clinch		0.000		$0
-	Cobb		0.000		$0
-	Coffee		0.000		$0
39	Colquitt	50	0.700	$5,772.00	$202,020
49	Columbia	10	0.700	$5,000.00	$35,000
2	Cook	1,800	0.700	$5,772.00	$7,272,720
-	Coweta		0.000		$0
-	Crawford		0.000		$0
34	Crisp	100	0.700	$4,975.00	$348,250
-	Dade		0.000		$0
46	Dawson	15	0.700	$5,772.00	$60,606
8	Decatur	672	0.700	$5,772.00	$2,715,149
-	DeKalb		0.000		$0
-	Dodge		0.000		$0
10	Dooly	550	0.700	$5,772.00	$2,222,220
6	Dougherty	950	0.700	$5,772.00	$3,838,380
-	Douglas		0.000		$0
32	Early	87	0.700	$5,772.00	$351,515
-	Echols		0.000		$0
21	Effingham	250	0.700	$5,772.00	$1,010,100
-	Elbert		0.000		$0
-	Emanuel		0.000		$0
13	Evans	400	0.700	$6,000.00	$1,680,000
-	Fannin		0.000		$0
-	Fayette		0.000		$0
45	Floyd	17	0.700	$5,772.00	$68,687
-	Forsyth		0.000		$0
42	Franklin	40	0.700	$5,772.00	$161,616
37	Fulton	60	0.700	$6,000.00	$252,000

Rank	County	Acres	Harvest	$/Acre	Farm gate
-	Gilmer		0.000		$0
-	Glascock		0.000		$0
-	Glynn		0.000		$0
23	Gordon	1,100	0.700	$1,100.00	$847,000
38	Grady	55	0.700	$5,772.00	$222,222
-	Greene		0.000		$0
30	Gwinnett	100	0.700	$5,772.00	$404,040
18	Habersham	350	0.700	$5,772.00	$1,414,140
50	Hall	7	0.700	$5,772.00	$28,283
27	Hancock	150	0.700	$5,700.00	$598,500
-	Haralson		0.000		$0
41	Harris	40	0.700	$5,775.00	$161,700
35	Hart	74	0.700	$5,772.00	$298,990
24	Heard	175	0.700	$5,772.00	$707,070
-	Henry		0.000		$0
19	Houston	300	0.700	$5,772.00	$1,212,120
7	Irwin	700	0.700	$5,772.00	$2,828,280
17	Jackson	350	0.700	$6,000.00	$1,470,000
-	Jasper		0.000		$0
-	Jeff Davis		0.000		$0
28	Jefferson	120	0.700	$5,772.00	$484,848
-	Jenkins		0.000		$0
-	Johnson		0.000		$0
-	Jones		0.000		$0
-	Lamar		0.000		$0
12	Lanier	475	0.700	$5,772.00	$1,919,190
-	Laurens		0.000		$0
19	Lee	300	0.700	$5,772.00	$1,212,120
-	Liberty		0.000		$0
-	Lincoln		0.000		$0
-	Long		0.000		$0
-	Lowndes		0.000		$0
46	Lumpkin	15	0.700	$5,772.00	$60,606
1	Macon	2,900	0.700	$5,772.00	$11,717,160
-	Madison		0.000		$0
-	Marion		0.000		$0
-	McDuffie		0.000		$0
-	McIntosh		0.000		$0
36	Meriwether	65	0.700	$5,772.00	$262,626
28	Miller	120	0.700	$5,772.00	$484,848
19	Mitchell	300	0.700	$5,772.00	$1,212,120
-	Monroe		0.000		$0
-	Montgomery		0.000		$0
25	Morgan	160	0.700	$5,772.00	$646,464
-	Murray		0.000		$0
-	Muscogee		0.000		$0
-	Newton		0.000		$0
43	Oconee	25	0.700	$5,850.00	$102,375
-	Oglethorpe		0.000		$0
-	Paulding		0.000		$0
9	Peach	600	0.700	$5,700.00	$2,394,000
-	Pickens		0.000		$0
-	Pierce		0.000		$0
-	Pike		0.000		$0
-	Polk		0.000		$0
14	Pulaski	400	0.700	$5,772.00	$1,616,160
-	Putnam		0.000		$0
-	Quitman		0.000		$0
-	Rabun		0.000		$0
-	Randolph		0.000		$0

Rank	County	Acres	Harvest	$/Acre	Farm gate
39	Richmond	50	0.700	$5,772.00	$202,020
-	Rockdale		0.000		$0
-	Schley		0.000		$0
30	Screven	100	0.700	$5,772.00	$404,040
29	Seminole	150	0.700	$4,200.00	$441,000
-	Spalding		0.000		$0
-	Stephens		0.000		$0
-	Stewart		0.000		$0
5	Sumter	1,100	0.700	$5,772.00	$4,444,440
-	Talbot		0.000		$0
-	Taliaferro		0.000		$0
-	Tattnall		0.000		$0
44	Taylor	20	0.700	$5,772.00	$80,808
-	Telfair		0.000		$0
30	Terrell	100	0.700	$5,772.00	$404,040
47	Thomas	13	0.700	$5,772.00	$52,525
11	Tift	500	0.700	$5,772.00	$2,020,200
-	Toombs		0.000		$0
-	Towns		0.000		$0
16	Treutlen	373	0.700	$5,772.00	$1,507,877
-	Troup		0.000		$0
19	Turner	300	0.700	$5,772.00	$1,212,120
-	Twiggs		0.000		$0
-	Union		0.000		$0
-	Upson		0.000		$0
31	Walker	92	0.700	$5,772.00	$371,717
48	Walton	10	0.700	$6,000.00	$42,000
-	Ware		0.000		$0
28	Warren	120	0.700	$5,772.00	$484,848
15	Washington	380	0.700	$5,772.00	$1,535,352
51	Wayne	6	0.700	$5,772.00	$24,242
-	Webster		0.000		$0
-	Wheeler		0.000		$0
-	White		0.000		$0
-	Whitfield		0.000		$0
20	Wilcox	278	0.700	$5,772.00	$1,123,231
-	Wilkes		0.000		$0
-	Wilkinson		0.000		$0
24	Worth	175	0.700	$5,772.00	$707,070
	Totals & Avg.	**21,728**		**$5,503.23**	**$83,700,746**

Percent of Ornamental Horticulture 11.18%

Top Ten Counties by Value - Turfgrass

County	Acres	Price	Farm gate
Macon	2,900	$5,772.00	$11,717,160
Cook	1,800	$5,772.00	$7,272,720
Bulloch	1,600	$5,500.00	$6,160,000
Bartow	1,212	$5,772.00	$4,896,965
Sumter	1,100	$5,772.00	$4,444,440
Dougherty	950	$5,772.00	$3,838,380
Irwin	700	$5,772.00	$2,828,280
Decatur	672	$5,772.00	$2,715,149
Peach	600	$5,700.00	$2,394,000
Dooly	550	$5,772.00	$2,222,220

Top Ten Counties

For Turfgrass

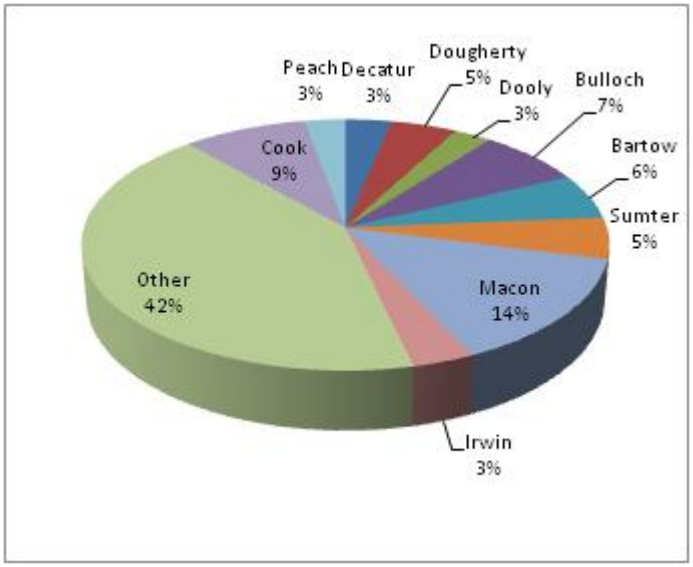

Miscellaneous Ornamental Horticulture Farm Gate Value 2012

Rank	County	Farm gate
-	Appling	$0
-	Atkinson	$0
-	Bacon	$0
23	Baker	$55,000
8	Baldwin	$1,889,000
-	Banks	$0
-	Barrow	$0
27	Bartow	$17,500
-	Ben Hill	$0
-	Berrien	$0
-	Bibb	$0
-	Bleckley	$0
-	Brantley	$0
31	Brooks	$3,800
-	Bryan	$0
-	Bulloch	$0
-	Burke	$0
-	Butts	$0
-	Calhoun	$0
-	Camden	$0
17	Candler	$300,000
-	Carroll	$0
-	Catoosa	$0
-	Charlton	$0
-	Chatham	$0
-	Chattahoochee	$0
-	Chattooga	$0
-	Cherokee	$0
11	Clarke	$1,003,000
-	Clay	$0
-	Clayton	$0
-	Clinch	$0
-	Cobb	$0
-	Coffee	$0
-	Colquitt	$0
1	Columbia	$80,025,000
-	Cook	$0
-	Coweta	$0
-	Crawford	$0
-	Crisp	$0
-	Dade	$0
-	Dawson	$0
-	Decatur	$0
-	DeKalb	$0
-	Dodge	$0
-	Dooly	$0
-	Dougherty	$0
-	Douglas	$0
-	Early	$0
-	Echols	$0
-	Effingham	$0
-	Elbert	$0
-	Emanuel	$0
24	Evans	$50,000
-	Fannin	$0

Rank	County	Farm gate
-	Fayette	$0
-	Floyd	$0
-	Forsyth	$0
-	Franklin	$0
-	Fulton	$0
-	Gilmer	$0
-	Glascock	$0
4	Glynn	$7,830,000
-	Gordon	$0
-	Grady	$0
-	Greene	$0
-	Gwinnett	$0
20	Habersham	$114,500
3	Hall	$8,250,000
-	Hancock	$0
-	Haralson	$0
-	Harris	$0
-	Hart	$0
-	Heard	$0
14	Henry	$560,000
-	Houston	$0
-	Irwin	$0
-	Jackson	$0
13	Jasper	$601,000
-	Jeff Davis	$0
-	Jefferson	$0
-	Jenkins	$0
19	Johnson	$125,000
-	Jones	$0
-	Lamar	$0
10	Lanier	$1,230,000
-	Laurens	$0
-	Lee	$0
-	Liberty	$0
-	Lincoln	$0
-	Long	$0
9	Lowndes	$1,500,000
-	Lumpkin	$0
-	Macon	$0
-	Madison	$0
-	Marion	$0
-	McDuffie	$0
-	McIntosh	$0
-	Meriwether	$0
-	Miller	$0
22	Mitchell	$100,000
-	Monroe	$0
-	Montgomery	$0
-	Morgan	$0
21	Murray	$110,000
-	Muscogee	$0
25	Newton	$30,000
-	Oconee	$0
-	Oglethorpe	$0
-	Paulding	$0

Rank	County	Farm gate
29	Peach	$15,000
-	Pickens	$0
-	Pierce	$0
-	Pike	$0
32	Polk	$2,001
-	Pulaski	$0
5	Putnam	$4,785,000
-	Quitman	$0
-	Rabun	$0
-	Randolph	$0
2	Richmond	$80,000,000
26	Rockdale	$20,000
-	Schley	$0
-	Screven	$0
28	Seminole	$17,000
12	Spalding	$770,000
18	Stephens	$225,000
-	Stewart	$0
-	Sumter	$0
30	Talbot	$10,000
-	Taliaferro	$0
-	Tattnall	$0
25	Taylor	$30,000
-	Telfair	$0
-	Terrell	$0
-	Thomas	$0
-	Tift	$0
-	Toombs	$0
-	Towns	$0
-	Treutlen	$0
-	Troup	$0
-	Turner	$0
-	Twiggs	$0
-	Union	$0
-	Upson	$0
-	Walker	$0
6	Walton	$3,003,500
-	Ware	$0
15	Warren	$412,000
7	Washington	$2,500,000
-	Wayne	$0
-	Webster	$0
-	Wheeler	$0
16	White	$325,000
-	Whitfield	$0
-	Wilcox	$0
-	Wilkes	$0
-	Wilkinson	$0
-	Worth	$0
	Totals & Avg.	**$195,908,301**

Percent of Ornamental Horticulture 26.17%

Total Ornamental Horticulture Value

Rank	County	Farm gate
59	Appling	$2,932,800
141	Atkinson	$38,960
99	Bacon	$841,485
69	Baker	$2,438,026
68	Baldwin	$2,474,238
93	Banks	$947,463
138	Barrow	$71,900
10	Bartow	$13,786,658
66	Ben Hill	$2,541,920
41	Berrien	$4,211,998
130	Bibb	$202,551
118	Bleckley	$449,582
142	Brantley	$32,150
71	Brooks	$2,040,540
128	Bryan	$253,754
18	Bulloch	$10,472,000
86	Burke	$1,282,500
34	Butts	$5,150,625
-	Calhoun	$0
84	Camden	$1,306,181
72	Candler	$1,920,000
48	Carroll	$3,788,515
70	Catoosa	$2,139,245
112	Charlton	$639,668
40	Chatham	$4,317,395
-	Chattahoochee	$0
121	Chattooga	$380,027
12	Cherokee	$13,091,517
5	Clarke	$29,846,351
91	Clay	$1,000,710
24	Clayton	$7,647,100
120	Clinch	$385,514
46	Cobb	$3,858,751
8	Coffee	$16,781,785
45	Colquitt	$3,954,927
2	Columbia	$83,893,500
23	Cook	$7,662,320
56	Coweta	$3,265,600
21	Crawford	$8,342,250
101	Crisp	$824,595
98	Dade	$855,963
110	Dawson	$647,846
33	Decatur	$5,157,149
89	Dekalb	$1,064,700
131	Dodge	$149,820
51	Dooly	$3,740,980
44	Dougherty	$3,988,800
87	Douglas	$1,207,760
122	Early	$370,995
-	Echols	$0
36	Effingham	$4,915,225
65	Elbert	$2,551,740
140	Emanuel	$50,648
28	Evans	$6,464,310

Rank	County	Farm gate
113	Fannin	$620,000
31	Fayette	$5,252,740
111	Floyd	$644,063
50	Forsyth	$3,769,510
106	Franklin	$733,786
123	Fulton	$328,000
96	Gilmer	$885,425
-	Glascock	$0
20	Glynn	$9,018,280
88	Gordon	$1,077,144
3	Grady	$36,096,307
26	Greene	$6,933,110
6	Gwinnett	$26,204,104
32	Habersham	$5,159,490
16	Hall	$11,287,424
105	Hancock	$771,300
124	Haralson	$316,360
39	Harris	$4,533,700
22	Hart	$7,732,560
107	Heard	$707,070
52	Henry	$3,722,600
77	Houston	$1,559,750
58	Irwin	$3,006,200
62	Jackson	$2,652,680
11	Jasper	$13,306,000
90	Jeff Davis	$1,006,600
43	Jefferson	$4,084,993
-	Jenkins	$0
119	Johnson	$422,200
126	Jones	$309,564
37	Lamar	$4,769,530
54	Lanier	$3,407,888
102	Laurens	$798,760
74	Lee	$1,711,240
139	Liberty	$58,237
136	Lincoln	$107,850
-	Long	$0
25	Lowndes	$7,084,752
57	Lumpkin	$3,217,968
14	Macon	$12,106,760
-	Madison	$0
-	Marion	$0
4	McDuffie	$33,678,160
-	McIntosh	$0
19	Meriwether	$10,180,226
116	Miller	$484,848
73	Mitchell	$1,828,285
129	Monroe	$228,354
-	Montgomery	$0
17	Morgan	$11,246,264
95	Murray	$896,455
134	Muscogee	$116,880
137	Newton	$96,273
9	Oconee	$15,007,445

Rank	County	Farm gate
63	Oglethorpe	$2,566,355
7	Paulding	$21,340,788
35	Peach	$5,025,000
108	Pickens	$699,960
125	Pierce	$311,815
61	Pike	$2,700,680
117	Polk	$469,521
47	Pulaski	$3,831,315
30	Putnam	$5,778,005
-	Quitman	$0
49	Rabun	$3,771,745
-	Randolph	$0
1	Richmond	$85,230,375
38	Rockdale	$4,624,715
132	Schley	$136,533
100	Screven	$832,397
109	Seminole	$654,000
97	Spalding	$869,970
127	Stephens	$298,757
80	Stewart	$1,363,600
29	Sumter	$5,828,600
144	Talbot	$10,000
-	Taliaferro	$0
-	Tattnall	$0
135	Taylor	$110,808
-	Telfair	$0
115	Terrell	$520,920
53	Thomas	$3,515,349
64	Tift	$2,559,511
27	Toombs	$6,613,720
114	Towns	$613,560
60	Treutlen	$2,883,893
75	Troup	$1,590,940
83	Turner	$1,329,000
133	Twiggs	$126,256
15	Union	$11,820,010
85	Upson	$1,301,045
82	Walker	$1,342,563
13	Walton	$13,045,500
67	Ware	$2,481,484
76	Warren	$1,581,648
42	Washington	$4,100,352
94	Wayne	$912,150
103	Webster	$779,200
78	Wheeler	$1,544,045
104	White	$778,234
55	Whitfield	$3,301,589
81	Wilcox	$1,361,218
79	Wilkes	$1,438,880
143	Wilkinson	$29,477
92	Worth	$969,387
	Totals & Avg.	**$748,543,045**

2012 Georgia Forestry and Products Farm Gate Value

$608,753,107

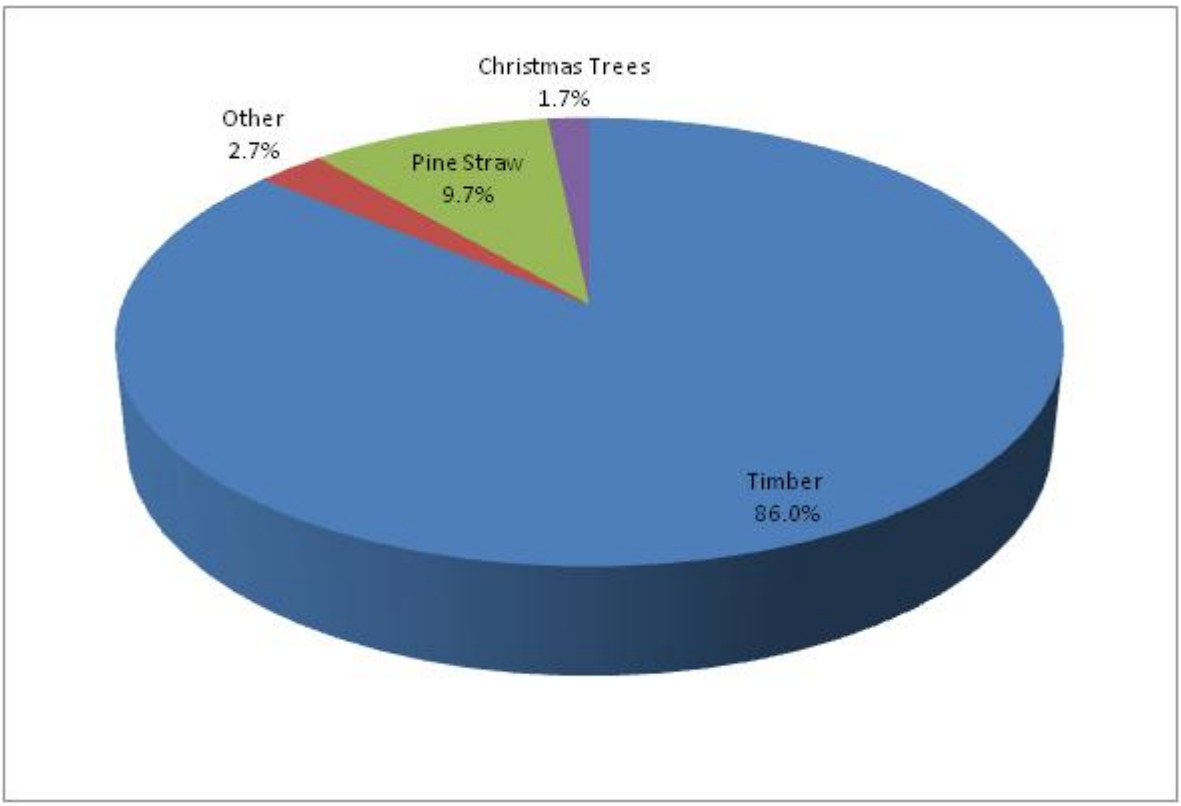

Christmas Trees Farm Gate Value 2012

Rank	County	Acres	Harvest	$/Acre	Farm gate
28	Appling	5	0.250	$28,000.00	$35,000
-	Atkinson				$0
-	Bacon				$0
34	Baker	2	0.250	$28,000.00	$14,000
31	Baldwin	38	0.250	$2,800.00	$26,600
-	Banks				$0
24	Barrow	8	0.250	$28,000.00	$56,000
25	Bartow	14	0.250	$15,000.00	$52,500
-	Ben Hill				$0
22	Berrien	10	0.250	$28,000.00	$70,000
29	Bibb	8	0.250	$15,000.00	$30,000
-	Bleckley				$0
-	Brantley				$0
-	Brooks				$0
-	Bryan				$0
22	Bulloch	10	0.250	$28,000.00	$70,000
19	Burke	12	0.250	$28,000.00	$84,000
9	Butts	35	0.250	$28,000.00	$245,000
-	Calhoun				$0
-	Camden				$0
-	Candler				$0
2	Carroll	80	0.250	$28,000.00	$560,000
37	Catoosa	1	0.250	$28,000.00	$3,500
-	Charlton				$0
-	Chatham				$0
-	Chattahoochee				$0
16	Chattooga	18	0.250	$28,000.00	$126,000
19	Cherokee	12	0.250	$28,000.00	$84,000
-	Clarke				$0
-	Clay				$0
9	Clayton	35	0.250	$28,000.00	$245,000
-	Clinch				$0
21	Cobb	10	0.250	$28,000.00	$72,100
33	Coffee	3	0.250	$28,000.00	$21,000
-	Colquitt				$0
32	Columbia	3	0.250	$28,500.00	$21,375
-	Cook				$0
33	Coweta	3	0.250	$28,000.00	$21,000
-	Crawford				$0
14	Crisp	30	0.250	$19,000.00	$142,500
-	Dade				$0
-	Dawson				$0
19	Decatur	12	0.250	$28,000.00	$84,000
-	DeKalb				$0
33	Dodge	3	0.250	$28,000.00	$21,000
-	Dooly				$0
-	Dougherty				$0
-	Douglas				$0
35	Early	5	0.250	$5,600.00	$7,000
-	Echols				$0
9	Effingham	35	0.250	$28,000.00	$245,000
-	Elbert				$0
-	Emanuel				$0
-	Evans				$0
-	Fannin				$0
30	Fayette	20	0.250	$5,600.00	$28,000
12	Floyd	25	0.250	$28,000.00	$175,000
28	Forsyth	5	0.250	$28,000.00	$35,000
-	Franklin				$0
-	Fulton				$0

Rank	County	Acres	Harvest	$/Acre	Farm gate
16	Gilmer	18	0.250	$28,000.00	$126,000
-	Glascock				$0
-	Glynn				$0
-	Gordon				$0
27	Grady	6	0.250	$28,000.00	$42,000
-	Greene				$0
3	Gwinnett	70	0.250	$28,000.00	$490,000
7	Habersham	40	0.250	$28,000.00	$280,000
20	Hall	11	0.250	$28,000.00	$77,000
10	Hancock	40	0.250	$24,000.00	$240,000
7	Haralson	40	0.250	$28,000.00	$280,000
-	Harris				$0
27	Hart	30	0.250	$5,600.00	$42,000
-	Heard				$0
-	Henry				$0
-	Houston				$0
-	Irwin				$0
6	Jackson	45	0.250	$28,000.00	$315,000
-	Jasper				$0
-	Jeff Davis				$0
38	Jefferson	2	0.250	$2,800.00	$1,400
-	Jenkins				$0
-	Johnson				$0
-	Jones				$0
36	Lamar	8	0.250	$2,800.00	$5,600
-	Lanier				$0
8	Laurens	38	0.250	$28,000.00	$266,000
28	Lee	5	0.250	$28,000.00	$35,000
18	Liberty	15	0.250	$28,000.00	$105,000
5	Lincoln	50	0.250	$28,000.00	$350,000
-	Long				$0
-	Lowndes				$0
28	Lumpkin	5	0.250	$28,000.00	$35,000
-	Macon				$0
28	Madison	5	0.250	$28,000.00	$35,000
-	Marion				$0
-	McDuffie				$0
-	McIntosh				$0
15	Meriwether	20	0.250	$28,000.00	$140,000
-	Miller				$0
28	Mitchell	5	0.250	$28,000.00	$35,000
22	Monroe	10	0.250	$28,000.00	$70,000
-	Montgomery				$0
1	Morgan	85	0.250	$28,000.00	$595,000
-	Murray				$0
-	Muscogee				$0
28	Newton	5	0.250	$28,000.00	$35,000
4	Oconee	75	0.250	$25,000.00	$468,750
18	Oglethorpe	15	0.250	$28,000.00	$105,000
28	Paulding	5	0.250	$28,000.00	$35,000
23	Peach	15	0.250	$15,000.00	$56,250
28	Pickens	5	0.250	$28,000.00	$35,000
-	Pierce				$0
16	Pike	18	0.250	$28,000.00	$126,000
33	Polk	3	0.250	$28,000.00	$21,000
18	Pulaski	15	0.250	$28,000.00	$105,000
-	Putnam				$0
-	Quitman				$0
9	Rabun	35	0.250	$28,000.00	$245,000
-	Randolph				$0

Rank	County	Acres	Harvest	$/Acre	Farm gate
11	Richmond	30	0.250	$28,000.00	$210,000
28	Rockdale	5	0.250	$28,000.00	$35,000
33	Schley	3	0.250	$28,000.00	$21,000
24	Screven	8	0.250	$28,000.00	$56,000
-	Seminole				$0
12	Spalding	25	0.250	$28,000.00	$175,000
-	Stephens				$0
-	Stewart				$0
-	Sumter				$0
22	Talbot	10	0.250	$28,000.00	$70,000
-	Taliaferro				$0
-	Tattnall				$0
-	Taylor				$0
35	Telfair	10	0.250	$2,800.00	$7,000
7	Terrell	40	0.250	$28,000.00	$280,000
7	Thomas	40	0.250	$28,000.00	$280,000
22	Tift	10	0.250	$28,000.00	$70,000
-	Toombs				$0
-	Towns				$0
13	Treutlen	30	0.250	$20,000.00	$150,000
12	Troup	25	0.250	$28,000.00	$175,000
-	Turner				$0
7	Twiggs	40	0.250	$28,000.00	$280,000
19	Union	12	0.250	$28,000.00	$84,000
34	Upson	20	0.250	$2,800.00	$14,000
5	Walker	50	0.250	$28,000.00	$350,000
22	Walton	10	0.250	$28,000.00	$70,000
-	Ware				$0
17	Warren	18	0.250	$24,000.00	$108,000
-	Washington				$0
24	Wayne	8	0.250	$28,000.00	$56,000
-	Webster				$0
-	Wheeler				$0
34	White	2	0.250	$28,000.00	$14,000
-	Whitfield				$0
26	Wilcox	12	0.250	$15,000.00	$45,000
22	Wilkes	10	0.250	$28,000.00	$70,000
15	Wilkinson	20	0.250	$28,000.00	$140,000
22	Worth	10	0.250	$28,000.00	$70,000
	Totals & Avg.	**1,629**			**$10,201,575**

Percent of Forestry Products 1.68%

Top Ten Counties

For Christmas Trees

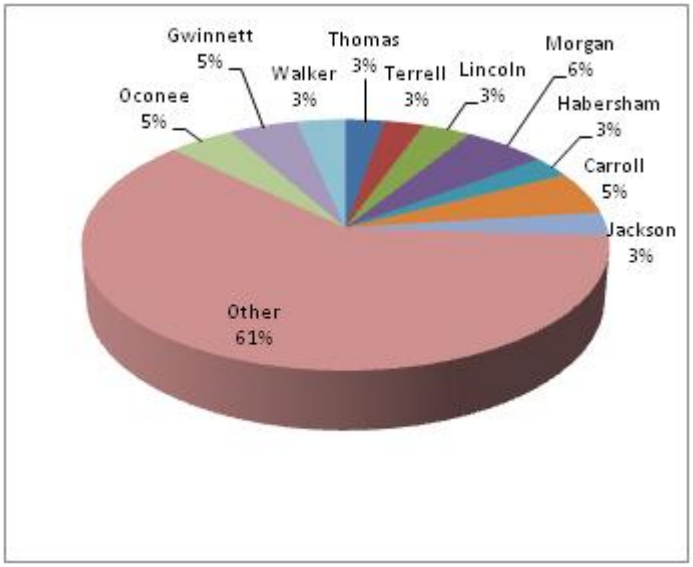

Top Ten Counties by Value - Christmas Trees

County	Acres	Harvest	$/Acre	Farm gate
Morgan	85	0.250	$28,000.00	$595,000
Carroll	80	0.250	$28,000.00	$560,000
Gwinnett	70	0.250	$28,000.00	$490,000
Oconee	75	0.250	$25,000.00	$468,750
Lincoln	50	0.250	$28,000.00	$350,000
Walker	50	0.250	$28,000.00	$350,000
Jackson	45	0.250	$28,000.00	$315,000
Habersham	40	0.250	$28,000.00	$280,000
Haralson	40	0.250	$28,000.00	$280,000
Terrell	40	0.250	$28,000.00	$280,000

Pine Straw Farm Gate Value 2012

Rank	County	Acres	$/Acre	Farm gate
8	Appling	20,000	$90.00	$1,800,000
25	Atkinson	5,000	$90.00	$450,000
33	Bacon	3,300	$90.00	$297,000
34	Baker	3,200	$90.00	$288,000
58	Baldwin	100	$90.00	$9,000
55	Banks	200	$90.00	$18,000
59	Barrow	75	$90.00	$6,750
-	Bartow			$0
6	Ben Hill	23,000	$90.00	$2,070,000
41	Berrien	1,500	$90.00	$135,000
-	Bibb			$0
10	Bleckley	15,000	$90.00	$1,350,000
36	Brantley	3,000	$90.00	$270,000
14	Brooks	12,000	$90.00	$1,080,000
50	Bryan	600	$90.00	$54,000
5	Bulloch	23,500	$90.00	$2,115,000
19	Burke	9,000	$90.00	$810,000
-	Butts			$0
16	Calhoun	10,000	$90.00	$900,000
-	Camden			$0
21	Candler	8,000	$90.00	$720,000
-	Carroll			$0
-	Catoosa			$0
38	Charlton	2,200	$90.00	$198,000
-	Chatham			$0
-	Chattahoochee			$0
-	Chattooga			$0
-	Cherokee			$0
-	Clarke			$0
56	Clay	150	$90.00	$13,500
-	Clayton			$0
36	Clinch	3,000	$90.00	$270,000
-	Cobb			$0
20	Coffee	8,500	$90.00	$765,000
9	Colquitt	15,200	$90.00	$1,368,000
49	Columbia	750	$90.00	$67,500
49	Cook	750	$90.00	$67,500
-	Coweta			$0
49	Crawford	750	$90.00	$67,500
35	Crisp	3,100	$90.00	$279,000
-	Dade			$0
-	Dawson			$0
32	Decatur	3,500	$90.00	$315,000
-	DeKalb			$0
3	Dodge	45,000	$90.00	$4,050,000
44	Dooly	1,250	$90.00	$112,500
40	Dougherty	1,800	$90.00	$162,000
-	Douglas			$0
44	Early	1,250	$90.00	$112,500
46	Echols	1,000	$90.00	$90,000
52	Effingham	400	$90.00	$36,000
-	Elbert			$0
7	Emanuel	21,000	$90.00	$1,890,000
46	Evans	1,000	$90.00	$90,000
-	Fannin			$0
-	Fayette			$0
51	Floyd	500	$90.00	$45,000
-	Forsyth			$0
-	Franklin			$0
-	Fulton			$0

Rank	County	Acres	$/Acre	Farm gate
-	Gilmer			$0
42	Glascock	1,400	$90.00	$126,000
-	Glynn			$0
-	Gordon			$0
47	Grady	750	$110.00	$82,500
-	Greene			$0
-	Gwinnett			$0
-	Habersham			$0
-	Hall			$0
36	Hancock	3,000	$90.00	$270,000
-	Haralson			$0
35	Harris	3,100	$90.00	$279,000
52	Hart	400	$90.00	$36,000
-	Heard			$0
-	Henry			$0
51	Houston	500	$90.00	$45,000
16	Irwin	10,000	$90.00	$900,000
-	Jackson			$0
60	Jasper	50	$90.00	$4,500
2	Jeff Davis	50,000	$90.00	$4,500,000
39	Jefferson	2,000	$90.00	$180,000
39	Jenkins	2,000	$90.00	$180,000
11	Johnson	14,000	$90.00	$1,260,000
-	Jones			$0
39	Lamar	2,000	$90.00	$180,000
48	Lanier	800	$90.00	$72,000
16	Laurens	5,000	$180.00	$900,000
55	Lee	200	$90.00	$18,000
55	Liberty	200	$90.00	$18,000
57	Lincoln	125	$90.00	$11,250
15	Long	10,000	$100.00	$1,000,000
28	Lowndes	5,000	$75.00	$375,000
-	Lumpkin			$0
52	Macon	400	$90.00	$36,000
51	Madison	500	$90.00	$45,000
29	Marion	4,000	$90.00	$360,000
-	McDuffie			$0
-	McIntosh			$0
31	Meriwether	3,800	$90.00	$342,000
29	Miller	4,000	$90.00	$360,000
39	Mitchell	2,000	$90.00	$180,000
61	Monroe	10	$90.00	$900
13	Montgomery	13,000	$90.00	$1,170,000
-	Morgan			$0
-	Murray			$0
-	Muscogee			$0
58	Newton	100	$90.00	$9,000
53	Oconee	350	$90.00	$31,500
61	Oglethorpe	10	$90.00	$900
-	Paulding			$0
-	Peach			$0
-	Pickens			$0
22	Pierce	7,500	$90.00	$675,000
-	Pike			$0
-	Polk			$0
45	Pulaski	1,200	$90.00	$108,000
57	Putnam	125	$90.00	$11,250
-	Quitman			$0
-	Rabun			$0
51	Randolph	500	$90.00	$45,000

Rank	County	Acres	$/Acre	Farm gate
60	Richmond	50	$90.00	$4,500
-	Rockdale			$0
51	Schley	500	$90.00	$45,000
51	Screven	500	$90.00	$45,000
24	Seminole	6,000	$90.00	$540,000
-	Spalding			$0
-	Stephens			$0
-	Stewart			$0
54	Sumter	275	$90.00	$24,750
1	Talbot	53,000	$90.00	$4,770,000
-	Taliaferro			$0
23	Tattnall	6,000	$110.00	$660,000
51	Taylor	500	$90.00	$45,000
24	Telfair	6,000	$90.00	$540,000
46	Terrell	1,000	$90.00	$90,000
37	Thomas	2,600	$90.00	$234,000
30	Tift	3,500	$100.00	$350,000
17	Toombs	9,950	$90.00	$895,500
-	Towns			$0
12	Treutlen	13,500	$90.00	$1,215,000
27	Troup	4,200	$90.00	$378,000
16	Turner	10,000	$90.00	$900,000
45	Twiggs	1,200	$90.00	$108,000
-	Union			$0
29	Upson	4,000	$90.00	$360,000
-	Walker			$0
-	Walton			$0
16	Ware	10,000	$90.00	$900,000
26	Warren	4,800	$90.00	$432,000
16	Washington	10,000	$90.00	$900,000
2	Wayne	45,000	$100.00	$4,500,000
60	Webster	50	$90.00	$4,500
4	Wheeler	28,500	$90.00	$2,565,000
-	White			$0
-	Whitfield			$0
18	Wilcox	8,000	$110.00	$880,000
-	Wilkes			$0
43	Wilkinson	1,300	$90.00	$117,000
14	Worth	12,000	$90.00	$1,080,000
	Totals & Avg.	**639,020**		**$58,766,800**

Percent of Forestry Products 9.65%

Top Ten Counties by Value - Pine Straw

County	Acres	$/Acre	Farm gate
Talbot	53,000	$90.00	$4,770,000
Jeff Davis	50,000	$90.00	$4,500,000
Wayne	45,000	$100.00	$4,500,000
Dodge	45,000	$90.00	$4,050,000
Wheeler	28,500	$90.00	$2,565,000
Bulloch	23,500	$90.00	$2,115,000
Ben Hill	23,000	$90.00	$2,070,000
Emanuel	21,000	$90.00	$1,890,000
Appling	20,000	$90.00	$1,800,000
Colquitt	15,200	$90.00	$1,368,000

Top Ten Counties

For Pine Straw

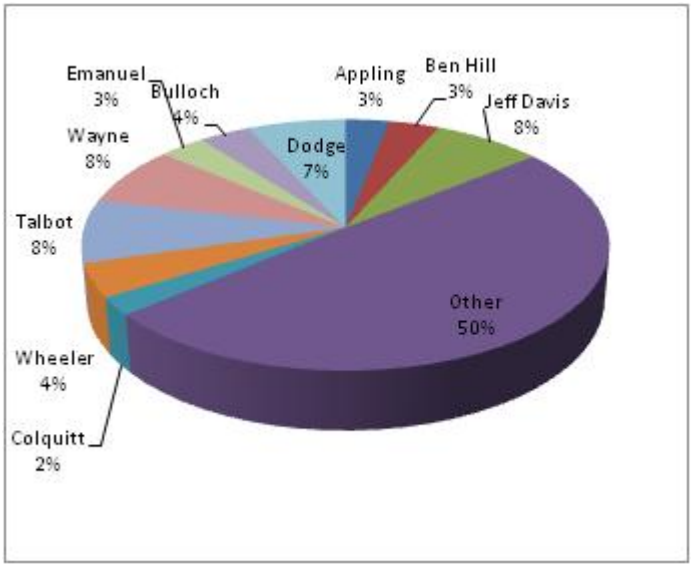

Timber Farm Gate Value 2012

Rank	County	Farm gate Value
25	Appling	$6,458,451
41	Atkinson	$5,168,678
42	Bacon	$5,003,916
85	Baker	$2,100,000
70	Baldwin	$2,604,884
143	Banks	$10,865
145	Barrow	$752
99	Bartow	$1,134,945
46	Ben Hill	$4,787,019
29	Berrien	$6,209,781
138	Bibb	$48,370
79	Bleckley	$2,322,194
10	Brantley	$8,986,971
60	Brooks	$3,117,734
22	Bryan	$6,966,134
23	Bulloch	$6,891,000
13	Burke	$8,200,000
140	Butts	$32,758
77	Calhoun	$2,325,962
43	Camden	$4,995,205
82	Candler	$2,193,932
86	Carroll	$2,031,890
134	Catoosa	$100,000
5	Charlton	$14,278,372
-	Chatham	$0
113	Chattahoochee	$515,798
133	Chattooga	$119,716
125	Cherokee	$282,232
-	Clarke	$0
90	Clay	$1,733,805
127	Clayton	$250,000
2	Clinch	$16,544,533
-	Cobb	$0
16	Coffee	$8,002,753
59	Colquitt	$3,336,873
71	Columbia	$2,600,000
101	Cook	$1,082,473
103	Coweta	$959,473
-	Crawford	$0
111	Crisp	$560,000
123	Dade	$285,781
119	Dawson	$430,749
27	Decatur	$6,403,220
-	DeKalb	$0
62	Dodge	$3,000,000
83	Dooly	$2,154,559
141	Dougherty	$25,792
-	Douglas	$0
14	Early	$8,112,600
11	Echols	$8,846,343
20	Effingham	$7,271,714
100	Elbert	$1,109,041
9	Emanuel	$9,918,763
80	Evans	$2,219,841
139	Fannin	$32,932
135	Fayette	$85,500
35	Floyd	$5,593,843
137	Forsyth	$50,000
121	Franklin	$311,677
-	Fulton	$0

Rank	County	Farm gate Value
109	Gilmer	$634,489
81	Glascock	$2,202,906
36	Glynn	$5,506,043
118	Gordon	$436,454
58	Grady	$3,366,879
32	Greene	$5,787,340
-	Gwinnett	$0
134	Habersham	$100,000
136	Hall	$55,299
31	Hancock	$6,000,014
44	Haralson	$4,905,081
45	Harris	$4,838,001
116	Hart	$475,000
68	Heard	$2,648,807
129	Henry	$203,371
74	Houston	$2,389,350
75	Irwin	$2,368,893
-	Jackson	$0
15	Jasper	$8,030,915
24	Jeff Davis	$6,470,733
50	Jefferson	$4,227,489
1	Jenkins	$18,447,195
48	Johnson	$4,368,090
56	Jones	$3,465,347
107	Lamar	$689,180
93	Lanier	$1,629,182
8	Laurens	$10,355,673
66	Lee	$2,742,518
37	Liberty	$5,430,481
97	Lincoln	$1,469,113
17	Long	$7,733,222
128	Lowndes	$227,677
124	Lumpkin	$283,229
69	Macon	$2,619,174
87	Madison	$2,008,126
55	Marion	$3,805,715
73	McDuffie	$2,422,201
28	McIntosh	$6,281,739
57	Meriwether	$3,407,861
-	Miller	$0
67	Mitchell	$2,736,821
65	Monroe	$2,795,966
61	Montgomery	$3,090,211
94	Morgan	$1,556,362
122	Murray	$290,389
130	Muscogee	$196,826
117	Newton	$448,292
115	Oconee	$505,798
21	Oglethorpe	$6,978,721
106	Paulding	$829,232
114	Peach	$515,737
110	Pickens	$582,947
30	Pierce	$6,060,598
142	Pike	$14,844
96	Polk	$1,500,000
76	Pulaski	$2,340,887
89	Putnam	$1,818,018
72	Quitman	$2,427,463
144	Rabun	$10,000
33	Randolph	$5,764,288

Rank	County	Farm gate Value
102	Richmond	$1,022,334
132	Rockdale	$130,000
88	Schley	$1,901,568
6	Screven	$13,322,713
98	Seminole	$1,253,413
120	Spalding	$332,668
131	Stephens	$145,949
18	Stewart	$7,616,251
52	Sumter	$4,033,505
63	Talbot	$2,965,971
64	Taliaferro	$2,848,325
12	Tattnall	$8,707,210
84	Taylor	$2,131,035
3	Telfair	$15,000,000
95	Terrell	$1,534,452
40	Thomas	$5,255,762
105	Tift	$911,129
49	Toombs	$4,310,053
126	Towns	$280,000
51	Treutlen	$4,057,041
91	Troup	$1,714,106
62	Turner	$3,000,000
39	Twiggs	$5,325,555
-	Union	$0
78	Upson	$2,323,474
108	Walker	$681,346
104	Walton	$951,805
7	Ware	$10,566,229
38	Warren	$5,366,430
19	Washington	$7,403,106
4	Wayne	$14,732,165
92	Webster	$1,694,913
53	Wheeler	$4,015,970
127	White	$250,000
112	Whitfield	$520,694
34	Wilcox	$5,763,803
26	Wilkes	$6,427,235
47	Wilkinson	$4,621,409
54	Worth	$3,866,654
	Totals & Avg.	**$523,290,282**

Percent of Forestry Products 85.96%

Top Ten Counties by Value - Timber

County	Farm gate Value
Jenkins	$18,447,195
Clinch	$16,544,533
Telfair	$15,000,000
Wayne	$14,732,165
Charlton	$14,278,372
Screven	$13,322,713
Ware	$10,566,229
Laurens	$10,355,673
Emanuel	$9,918,763
Brantley	$8,986,971

Top Ten Counties

For Timber

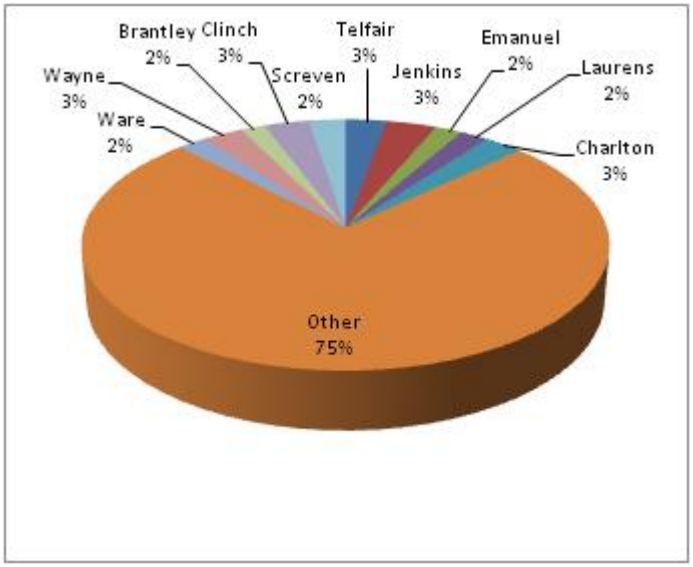

Miscellaneous Forestry Products Farm Gate Value 2012

Rank	County	Farm gate
-	Appling	$0
-	Atkinson	$0
-	Bacon	$0
19	Baker	$24,600
11	Baldwin	$121,250
22	Banks	$9,000
-	Barrow	$0
-	Bartow	$0
-	Ben Hill	$0
-	Berrien	$0
-	Bibb	$0
-	Bleckley	$0
-	Brantley	$0
-	Brooks	$0
-	Bryan	$0
-	Bulloch	$0
-	Burke	$0
-	Butts	$0
-	Calhoun	$0
-	Camden	$0
-	Candler	$0
-	Carroll	$0
-	Catoosa	$0
-	Charlton	$0
-	Chatham	$0
-	Chattahoochee	$0
-	Chattooga	$0
-	Cherokee	$0
-	Clarke	$0
-	Clay	$0
-	Clayton	$0
-	Clinch	$0
-	Cobb	$0
-	Coffee	$0
4	Colquitt	$2,353,780
-	Columbia	$0
-	Cook	$0
-	Coweta	$0
-	Crawford	$0
-	Crisp	$0
-	Dade	$0
-	Dawson	$0
-	Decatur	$0
-	DeKalb	$0
-	Dodge	$0
-	Dooly	$0
-	Dougherty	$0
-	Douglas	$0
17	Early	$25,245
-	Echols	$0
-	Effingham	$0
-	Elbert	$0
3	Emanuel	$2,870,000
5	Evans	$1,015,000
-	Fannin	$0

Rank	County	Farm gate
-	Fayette	$0
28	Floyd	$4,416
-	Forsyth	$0
-	Franklin	$0
-	Fulton	$0
-	Gilmer	$0
-	Glascock	$0
-	Glynn	$0
-	Gordon	$0
-	Grady	$0
-	Greene	$0
-	Gwinnett	$0
31	Habersham	$3,000
-	Hall	$0
-	Hancock	$0
-	Haralson	$0
21	Harris	$10,000
-	Hart	$0
-	Heard	$0
-	Henry	$0
-	Houston	$0
-	Irwin	$0
-	Jackson	$0
32	Jasper	$2,640
-	Jeff Davis	$0
-	Jefferson	$0
-	Jenkins	$0
-	Johnson	$0
10	Jones	$125,000
-	Lamar	$0
-	Lanier	$0
8	Laurens	$289,900
9	Lee	$200,000
-	Liberty	$0
-	Lincoln	$0
-	Long	$0
-	Lowndes	$0
33	Lumpkin	$10
-	Macon	$0
-	Madison	$0
6	Marion	$936,000
-	McDuffie	$0
-	McIntosh	$0
-	Meriwether	$0
12	Miller	$120,000
-	Mitchell	$0
-	Monroe	$0
26	Montgomery	$5,478
-	Morgan	$0
-	Murray	$0
-	Muscogee	$0
27	Newton	$5,000
30	Oconee	$3,705
22	Oglethorpe	$9,000
-	Paulding	$0

Rank	County	Farm gate
-	Peach	$0
-	Pickens	$0
-	Pierce	$0
-	Pike	$0
-	Polk	$0
-	Pulaski	$0
13	Putnam	$117,250
-	Quitman	$0
-	Rabun	$0
1	Randolph	$3,966,000
25	Richmond	$6,000
-	Rockdale	$0
-	Schley	$0
15	Screven	$50,000
-	Seminole	$0
-	Spalding	$0
-	Stephens	$0
-	Stewart	$0
-	Sumter	$0
-	Talbot	$0
-	Taliaferro	$0
18	Tattnall	$25,000
21	Taylor	$10,000
-	Telfair	$0
-	Terrell	$0
-	Thomas	$0
2	Tift	$3,740,000
-	Toombs	$0
-	Towns	$0
29	Treutlen	$4,355
-	Troup	$0
-	Turner	$0
-	Twiggs	$0
-	Union	$0
-	Upson	$0
-	Walker	$0
27	Walton	$5,000
23	Ware	$7,500
-	Warren	$0
14	Washington	$60,000
7	Wayne	$302,000
-	Webster	$0
20	Wheeler	$16,320
-	White	$0
-	Whitfield	$0
24	Wilcox	$7,000
-	Wilkes	$0
-	Wilkinson	$0
16	Worth	$45,000
	Totals & Avg.	**$16,494,450**

Percent of Forestry Products 2.71%

Total Forestry Products Value

Rank	County	Farm gate
20	Appling	$8,293,451
45	Atkinson	$5,618,678
49	Bacon	$5,300,916
84	Baker	$2,426,600
75	Baldwin	$2,761,734
153	Banks	$37,865
152	Barrow	$63,502
102	Bartow	$1,187,445
30	Ben Hill	$6,857,019
37	Berrien	$6,414,781
149	Bibb	$78,370
64	Bleckley	$3,672,194
13	Brantley	$9,256,971
60	Brooks	$4,197,734
29	Bryan	$7,020,134
15	Bulloch	$9,076,000
14	Burke	$9,094,000
134	Butts	$277,758
69	Calhoun	$3,225,962
56	Camden	$4,995,205
72	Candler	$2,913,932
80	Carroll	$2,591,890
146	Catoosa	$103,500
6	Charlton	$14,476,372
-	Chatham	$0
118	Chattahoochee	$515,798
137	Chattooga	$245,716
127	Cherokee	$366,232
-	Clarke	$0
97	Clay	$1,747,305
121	Clayton	$495,000
3	Clinch	$16,814,533
150	Cobb	$72,100
17	Coffee	$8,788,753
28	Colquitt	$7,058,653
77	Columbia	$2,688,875
103	Cook	$1,149,973
109	Coweta	$980,473
151	Crawford	$67,500
108	Crisp	$981,500
132	Dade	$285,781
125	Dawson	$430,749
31	Decatur	$6,802,220
-	DeKalb	$0
27	Dodge	$7,071,000
88	Dooly	$2,267,059
140	Dougherty	$187,792
-	Douglas	$0
21	Early	$8,257,345
16	Echols	$8,936,343
25	Effingham	$7,552,714
104	Elbert	$1,109,041
5	Emanuel	$14,678,763
67	Evans	$3,324,841

Rank	County	Farm gate
154	Fannin	$32,932
145	Fayette	$113,500
40	Floyd	$5,818,259
147	Forsyth	$85,000
130	Franklin	$311,677
-	Fulton	$0
112	Gilmer	$760,489
86	Glascock	$2,328,906
47	Glynn	$5,506,043
124	Gordon	$436,454
66	Grady	$3,491,379
41	Greene	$5,787,340
122	Gwinnett	$490,000
126	Habersham	$383,000
144	Hall	$132,299
35	Hancock	$6,510,014
51	Haralson	$5,185,081
52	Harris	$5,127,001
116	Hart	$553,000
79	Heard	$2,648,807
138	Henry	$203,371
82	Houston	$2,434,350
68	Irwin	$3,268,893
129	Jackson	$315,000
22	Jasper	$8,038,055
10	Jeff Davis	$10,970,733
58	Jefferson	$4,408,889
2	Jenkins	$18,627,195
44	Johnson	$5,628,090
65	Jones	$3,590,347
110	Lamar	$874,780
98	Lanier	$1,701,182
8	Laurens	$11,811,573
70	Lee	$2,995,518
46	Liberty	$5,553,481
95	Lincoln	$1,830,363
18	Long	$8,733,222
114	Lowndes	$602,677
128	Lumpkin	$318,239
78	Macon	$2,655,174
91	Madison	$2,088,126
53	Marion	$5,101,715
85	McDuffie	$2,422,201
38	McIntosh	$6,281,739
63	Meriwether	$3,889,861
123	Miller	$480,000
71	Mitchell	$2,951,821
73	Monroe	$2,866,866
59	Montgomery	$4,265,690
90	Morgan	$2,151,362
131	Murray	$290,389
139	Muscogee	$196,826
120	Newton	$497,292
107	Oconee	$1,009,753

Rank	County	Farm gate
26	Oglethorpe	$7,093,621
111	Paulding	$864,232
115	Peach	$571,987
113	Pickens	$617,947
32	Pierce	$6,735,598
143	Pike	$140,844
100	Polk	$1,521,000
81	Pulaski	$2,553,887
93	Putnam	$1,946,518
83	Quitman	$2,427,463
136	Rabun	$255,000
11	Randolph	$9,775,288
101	Richmond	$1,242,834
141	Rockdale	$165,000
92	Schley	$1,967,568
7	Screven	$13,473,713
96	Seminole	$1,793,413
119	Spalding	$507,668
142	Stephens	$145,949
24	Stewart	$7,616,251
61	Sumter	$4,058,255
23	Talbot	$7,805,971
74	Taliaferro	$2,848,325
12	Tattnall	$9,392,210
89	Taylor	$2,186,035
4	Telfair	$15,547,000
94	Terrell	$1,904,452
42	Thomas	$5,769,762
54	Tift	$5,071,129
50	Toombs	$5,205,553
133	Towns	$280,000
48	Treutlen	$5,426,396
87	Troup	$2,267,106
62	Turner	$3,900,000
43	Twiggs	$5,713,555
148	Union	$84,000
76	Upson	$2,697,474
105	Walker	$1,031,346
106	Walton	$1,026,805
9	Ware	$11,473,729
39	Warren	$5,906,430
19	Washington	$8,363,106
1	Wayne	$19,590,165
99	Webster	$1,699,413
34	Wheeler	$6,597,290
135	White	$264,000
117	Whitfield	$520,694
33	Wilcox	$6,695,803
36	Wilkes	$6,497,235
57	Wilkinson	$4,878,409
55	Worth	$5,061,654
	Totals & Avg.	**$608,753,107**

2012 Georgia Livestock and Aquaculture Farm Gate Value

$1,503,356,122

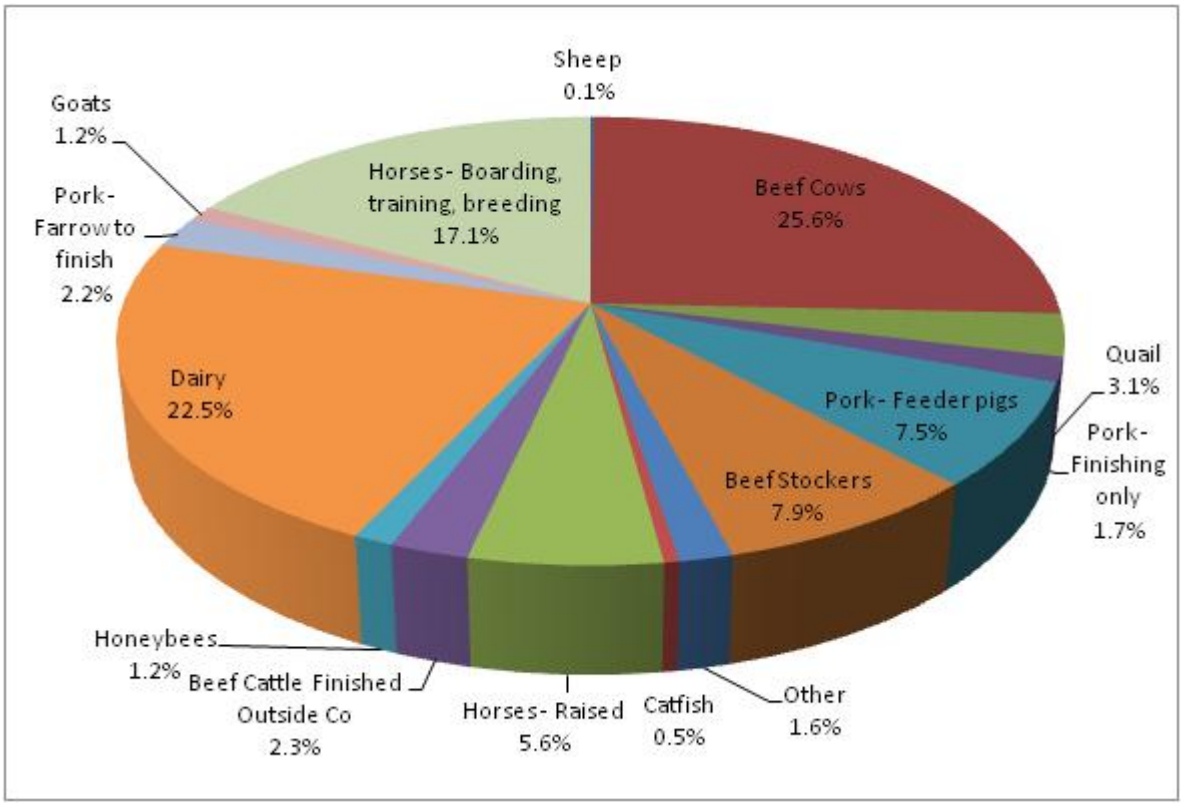

Beef Cattle Finished Outside County Farm Gate Value 2012

Rank	County	No.	Prod./Head	$/lb	Farm gate
-	Appling				$0
-	Atkinson				$0
-	Bacon				$0
27	Baker	150	500.0	$1.23	$92,250
21	Baldwin	300	500.0	$1.23	$184,500
11	Banks	700	500.0	$1.23	$430,500
-	Barrow				$0
7	Bartow	1,200	500.0	$1.23	$738,000
-	Ben Hill				$0
-	Berrien				$0
-	Bibb				$0
8	Bleckley	1,000	500.0	$1.23	$615,000
-	Brantley				$0
-	Brooks				$0
-	Bryan				$0
21	Bulloch	300	500.0	$1.23	$184,500
-	Burke				$0
9	Butts	950	500.0	$1.23	$584,250
17	Calhoun	400	500.0	$1.23	$246,000
36	Camden	50	500.0	$1.23	$30,750
-	Candler				$0
3	Carroll	4,550	500.0	$1.23	$2,798,250
-	Catoosa				$0
-	Charlton				$0
-	Chatham				$0
-	Chattahoochee				$0
11	Chattooga	700	500.0	$1.23	$430,500
-	Cherokee				$0
-	Clarke				$0
-	Clay				$0
30	Clayton	100	500.0	$1.25	$62,500
-	Clinch				$0
-	Cobb				$0
27	Coffee	150	500.0	$1.23	$92,250
-	Colquitt				$0
-	Columbia				$0
-	Cook				$0
27	Coweta	150	500.0	$1.23	$92,250
-	Crawford				$0
16	Crisp	445	500.0	$1.24	$275,900
29	Dade	130	500.0	$1.00	$65,000
-	Dawson				$0
-	Decatur				$0
-	DeKalb				$0
15	Dodge	500	500.0	$1.23	$307,500
-	Dooly				$0
-	Dougherty				$0
-	Douglas				$0
-	Early				$0
-	Echols				$0
7	Effingham	1,200	500.0	$1.23	$738,000
-	Elbert				$0
-	Emanuel				$0
-	Evans				$0
-	Fannin				$0
28	Fayette	150	500.0	$1.05	$78,750
25	Floyd	200	500.0	$1.05	$105,000
-	Forsyth				$0
-	Franklin				$0
-	Fulton				$0
-	Gilmer				$0
22	Glascock	300	500.0	$1.20	$180,000
-	Glynn				$0
2	Gordon	6,000	500.0	$1.23	$3,690,000
-	Grady				$0
39	Greene	125	125.0	$1.23	$19,219
-	Gwinnett				$0
17	Habersham	400	500.0	$1.23	$246,000
10	Hall	900	500.0	$1.23	$553,500
33	Hancock	90	500.0	$1.20	$54,000
31	Haralson	100	500.0	$1.23	$61,500
34	Harris	85	500.0	$1.23	$52,275
18	Hart	396	500.0	$1.23	$243,540
21	Heard	300	500.0	$1.23	$184,500
-	Henry				$0
21	Houston	300	500.0	$1.23	$184,500
17	Irwin	400	500.0	$1.23	$246,000
8	Jackson	1,000	500.0	$1.23	$615,000
10	Jasper	900	500.0	$1.23	$553,500
-	Jeff Davis				$0
15	Jefferson	500	500.0	$1.23	$307,500
-	Jenkins				$0
-	Johnson				$0
32	Jones	90	500.0	$1.23	$55,350
21	Lamar	300	500.0	$1.23	$184,500
-	Lanier				$0
-	Laurens				$0
-	Lee				$0
-	Liberty				$0
15	Lincoln	500	500.0	$1.23	$307,500
-	Long				$0
-	Lowndes				$0
-	Lumpkin				$0
21	Macon	300	500.0	$1.23	$184,500
-	Madison				$0
-	Marion				$0
24	McDuffie	200	500.0	$1.23	$123,000
-	McIntosh				$0
5	Meriwether	2,100	500.0	$1.23	$1,291,500
6	Miller	1,500	500.0	$1.23	$922,500
4	Mitchell	2,200	500.0	$1.23	$1,353,000
36	Monroe	50	500.0	$1.23	$30,750
38	Montgomery	40	500.0	$1.20	$24,000
-	Morgan				$0
-	Murray				$0
-	Muscogee				$0
40	Newton	25	500.0	$1.23	$15,375
31	Oconee	100	500.0	$1.23	$61,500
15	Oglethorpe	500	500.0	$1.23	$307,500
-	Paulding				$0
-	Peach				$0
-	Pickens				$0
-	Pierce				$0
24	Pike	200	500.0	$1.23	$123,000
26	Polk	200	500.0	$1.00	$100,000
-	Pulaski				$0
12	Putnam	670	500.0	$1.23	$412,050
-	Quitman				$0
-	Rabun				$0
6	Randolph	1,500	500.0	$1.23	$922,500

Rank	County	No.	Prod./Head	$/lb	Farm gate
31	Richmond	100	500.0	$1.23	$61,500
15	Rockdale	500	500.0	$1.23	$307,500
-	Schley				$0
-	Screven				$0
-	Seminole				$0
-	Spalding				$0
1	Stephens	16,000	500.0	$1.23	$9,840,000
-	Stewart				$0
-	Sumter				$0
-	Talbot				$0
-	Taliaferro				$0
23	Tattnall	250	500.0	$1.23	$153,750
-	Taylor				$0
-	Telfair				$0
-	Terrell				$0
35	Thomas	64	500.0	$1.23	$39,360
-	Tift				$0
-	Toombs				$0
36	Towns	50	500.0	$1.23	$30,750
-	Treutlen				$0
7	Troup	1,200	500.0	$1.23	$738,000
-	Turner				$0
20	Twiggs	500	500.0	$0.94	$235,000
41	Union	20	500.0	$1.23	$12,300
17	Upson	400	500.0	$1.23	$246,000
14	Walker	550	500.0	$1.23	$338,250
-	Walton				$0
-	Ware				$0
19	Warren	400	500.0	$1.20	$240,000
-	Washington				$0
13	Wayne	600	500.0	$1.23	$369,000
-	Webster				$0
37	Wheeler	45	500.0	$1.23	$27,675
-	White				$0
-	Whitfield				$0
42	Wilcox	10	500.0	$1.23	$6,150
15	Wilkes	500	500.0	$1.23	$307,500
-	Wilkinson				$0
41	Worth	20	500.0	$1.23	$12,300
	Totals & Avg.	**56,805**			**$34,726,244**

Percent of Livestock/Aquaculture 2.31%

Top Ten Counties

For Beef Cattle Finished Outside County

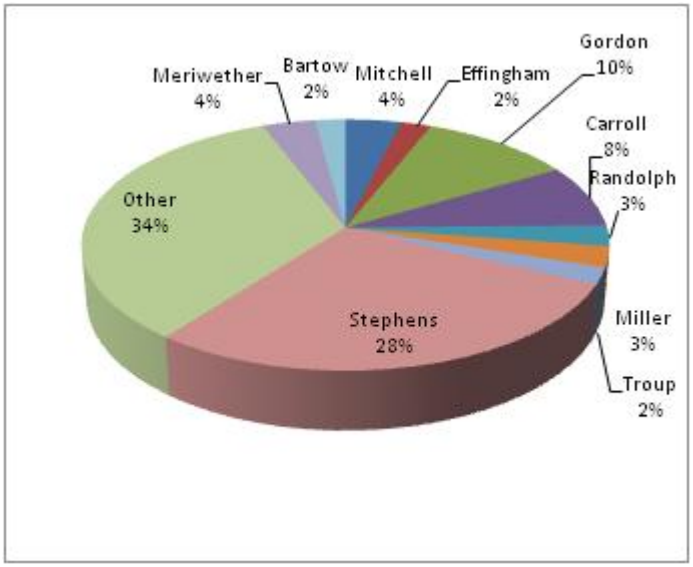

Top Ten Counties by Value - Beef Cattle Finished Outside County

County	No.	Prod./Head	$/lb	Farm gate
Stephens	16,000	500.0	$1.23	$9,840,000
Gordon	6,000	500.0	$1.23	$3,690,000
Carroll	4,550	500.0	$1.23	$2,798,250
Mitchell	2,200	500.0	$1.23	$1,353,000
Meriwether	2,100	500.0	$1.23	$1,291,500
Miller	1,500	500.0	$1.23	$922,500
Randolph	1,500	500.0	$1.23	$922,500
Bartow	1,200	500.0	$1.23	$738,000
Effingham	1,200	500.0	$1.23	$738,000
Troup	1,200	500.0	$1.23	$738,000

Beef Cows Farm Gate Value 2012

Rank	County	No.	Prod./Head	$/lb	Farm gate
53	Appling	4,500	373.5	$1.25	$2,100,938
32	Atkinson	8,000	373.5	$1.25	$3,735,000
35	Bacon	7,200	373.5	$1.25	$3,361,500
44	Baker	5,100	415.0	$1.25	$2,645,625
75	Baldwin	2,700	373.5	$1.25	$1,260,563
35	Banks	7,200	373.5	$1.25	$3,361,500
38	Barrow	7,000	373.5	$1.25	$3,268,125
20	Bartow	9,600	373.5	$1.25	$4,482,000
72	Ben Hill	3,100	373.5	$1.25	$1,447,313
58	Berrien	4,000	373.5	$1.25	$1,867,500
84	Bibb	2,000	373.5	$1.25	$933,750
68	Bleckley	3,300	373.5	$1.25	$1,540,688
79	Brantley	2,400	373.5	$1.25	$1,120,500
29	Brooks	7,700	415.0	$1.25	$3,994,375
-	Bryan				$0
11	Bulloch	12,500	373.5	$1.25	$5,835,938
18	Burke	10,250	373.5	$1.25	$4,785,469
82	Butts	2,150	373.5	$1.25	$1,003,781
64	Calhoun	3,500	373.5	$1.25	$1,634,063
104	Camden	270	373.5	$1.25	$126,056
81	Candler	2,100	373.5	$1.30	$1,019,655
9	Carroll	13,300	373.5	$1.25	$6,209,438
53	Catoosa	4,500	373.5	$1.25	$2,100,938
90	Charlton	1,425	373.5	$1.25	$665,297
101	Chatham	450	373.5	$1.25	$210,094
-	Chattahoochee				$0
22	Chattooga	9,300	373.5	$1.25	$4,341,938
54	Cherokee	4,450	373.5	$1.25	$2,077,594
88	Clarke	1,500	373.5	$1.25	$700,313
47	Clay	5,000	373.5	$1.25	$2,334,375
107	Clayton	70	373.5	$1.30	$33,989
103	Clinch	400	373.5	$1.25	$186,750
-	Cobb				$0
6	Coffee	14,600	373.5	$1.25	$6,816,375
7	Colquitt	14,500	373.5	$1.25	$6,769,688
89	Columbia	1,700	373.5	$1.10	$698,445
78	Cook	2,500	373.5	$1.25	$1,167,188
14	Coweta	11,500	373.5	$1.25	$5,369,063
78	Crawford	2,500	373.5	$1.25	$1,167,188
59	Crisp	3,890	373.5	$1.23	$1,787,085
63	Dade	4,000	373.5	$1.10	$1,643,400
76	Dawson	2,600	373.5	$1.25	$1,213,875
42	Decatur	6,000	373.5	$1.25	$2,801,250
-	DeKalb				$0
23	Dodge	9,250	373.5	$1.25	$4,318,594
57	Dooly	4,100	373.5	$1.25	$1,914,188
79	Dougherty	2,400	373.5	$1.25	$1,120,500
102	Douglas	435	373.5	$1.25	$203,091
8	Early	14,000	373.5	$1.25	$6,536,250
83	Echols	2,100	373.5	$1.25	$980,438
64	Effingham	3,500	373.5	$1.25	$1,634,063
15	Elbert	11,100	373.5	$1.25	$5,182,313
30	Emanuel	8,500	373.5	$1.25	$3,968,438
56	Evans	4,200	373.5	$1.25	$1,960,875
86	Fannin	1,800	373.5	$1.20	$806,760
106	Fayette	200	373.5	$1.05	$78,435
33	Floyd	14,000	310.0	$0.85	$3,689,060
92	Forsyth	1,250	373.5	$1.25	$583,594
3	Franklin	16,000	415.0	$1.25	$8,300,000
88	Fulton	1,500	373.5	$1.25	$700,313

Rank	County	No.	Prod./Head	$/lb	Farm gate
68	Gilmer	3,300	373.5	$1.25	$1,540,688
67	Glascock	3,450	373.5	$1.20	$1,546,290
105	Glynn	222	373.5	$1.25	$103,646
16	Gordon	11,000	373.5	$1.25	$5,135,625
31	Grady	7,700	373.5	$1.35	$3,882,533
27	Greene	8,788	373.5	$1.25	$4,102,664
91	Gwinnett	1,300	373.5	$1.25	$606,938
30	Habersham	8,500	373.5	$1.25	$3,968,438
24	Hall	9,200	373.5	$1.25	$4,295,250
70	Hancock	3,400	373.5	$1.19	$1,511,181
49	Haralson	4,800	373.5	$1.25	$2,241,000
10	Harris	4,000	996.0	$1.50	$5,976,000
12	Hart	12,250	373.5	$1.25	$5,719,219
71	Heard	3,145	373.5	$1.25	$1,468,322
47	Henry	5,000	373.5	$1.25	$2,334,375
100	Houston	500	373.5	$1.25	$233,438
39	Irwin	6,500	373.5	$1.25	$3,034,688
4	Jackson	16,000	373.5	$1.25	$7,470,000
28	Jasper	8,700	373.5	$1.25	$4,061,813
42	Jeff Davis	6,000	373.5	$1.25	$2,801,250
56	Jefferson	4,200	373.5	$1.25	$1,960,875
78	Jenkins	2,500	373.5	$1.25	$1,167,188
53	Johnson	4,500	373.5	$1.25	$2,100,938
46	Jones	5,200	373.5	$1.25	$2,427,750
62	Lamar	3,600	373.5	$1.25	$1,680,750
80	Lanier	2,200	373.5	$1.25	$1,027,125
51	Laurens	4,600	373.5	$1.25	$2,147,625
64	Lee	3,500	373.5	$1.25	$1,634,063
99	Liberty	600	373.5	$1.25	$280,125
39	Lincoln	6,500	373.5	$1.25	$3,034,688
87	Long	1,600	373.5	$1.25	$747,000
49	Lowndes	4,800	373.5	$1.25	$2,241,000
77	Lumpkin	2,549	373.5	$1.25	$1,190,064
84	Macon	2,000	373.5	$1.25	$933,750
2	Madison	18,000	373.5	$1.25	$8,403,750
74	Marion	2,900	373.5	$1.25	$1,353,938
50	McDuffie	4,700	373.5	$1.25	$2,194,313
-	McIntosh				$0
38	Meriwether	7,000	373.5	$1.25	$3,268,125
5	Miller	15,750	373.5	$1.25	$7,353,281
21	Mitchell	9,500	373.5	$1.25	$4,435,313
60	Monroe	3,800	373.5	$1.25	$1,774,125
68	Montgomery	3,300	373.5	$1.25	$1,540,688
1	Morgan	21,000	373.5	$1.25	$9,804,375
43	Murray	5,700	373.5	$1.25	$2,661,188
-	Muscogee				$0
32	Newton	8,000	373.5	$1.25	$3,735,000
16	Oconee	11,000	373.5	$1.25	$5,135,625
26	Oglethorpe	9,000	373.5	$1.25	$4,201,875
84	Paulding	2,000	373.5	$1.25	$933,750
97	Peach	700	373.5	$1.25	$326,813
66	Pickens	3,400	310.0	$1.50	$1,581,026
46	Pierce	5,200	373.5	$1.25	$2,427,750
62	Pike	3,600	373.5	$1.25	$1,680,750
41	Polk	6,600	373.5	$1.15	$2,834,865
98	Pulaski	800	373.5	$1.04	$310,752
17	Putnam	10,600	373.5	$1.25	$4,948,875
95	Quitman	800	373.5	$1.25	$373,500
73	Rabun	3,000	373.5	$1.25	$1,400,625
79	Randolph	2,400	373.5	$1.25	$1,120,500

Rank	County	No.	Prod./Head	$/lb	Farm gate
88	Richmond	1,500	373.5	$1.25	$700,313
-	Rockdale				$0
96	Schley	750	373.5	$1.25	$350,156
-	Screven				$0
37	Seminole	6,800	373.5	$1.30	$3,301,740
85	Spalding	1,750	373.5	$1.25	$817,031
40	Stephens	6,400	373.5	$1.25	$2,988,000
100	Stewart	500	373.5	$1.25	$233,438
42	Sumter	6,000	373.5	$1.25	$2,801,250
75	Talbot	2,700	373.5	$1.25	$1,260,563
-	Taliaferro				$0
16	Tattnall	11,000	373.5	$1.25	$5,135,625
73	Taylor	3,000	373.5	$1.25	$1,400,625
55	Telfair	4,000	415.0	$1.25	$2,075,000
62	Terrell	3,600	373.5	$1.25	$1,680,750
49	Thomas	4,800	373.5	$1.25	$2,241,000
36	Tift	6,500	406.7	$1.25	$3,304,438
69	Toombs	3,250	373.5	$1.25	$1,517,344
53	Towns	4,500	373.5	$1.25	$2,100,938
93	Treutlen	1,175	373.5	$1.25	$548,578
45	Troup	5,500	373.5	$1.25	$2,567,813
34	Turner	7,000	373.5	$1.40	$3,660,300
65	Twiggs	3,400	373.5	$1.25	$1,587,375
78	Union	2,500	373.5	$1.25	$1,167,188
52	Upson	4,550	373.5	$1.25	$2,124,281
24	Walker	9,200	373.5	$1.25	$4,295,250
19	Walton	9,900	373.5	$1.25	$4,622,063
61	Ware	3,700	373.5	$1.25	$1,727,438
48	Warren	5,200	373.5	$1.20	$2,330,640
58	Washington	4,000	373.5	$1.25	$1,867,500
50	Wayne	4,700	373.5	$1.25	$2,194,313
88	Webster	1,500	373.5	$1.25	$700,313
45	Wheeler	5,500	373.5	$1.25	$2,567,813
55	White	8,000	207.5	$1.25	$2,075,000
25	Whitfield	9,100	373.5	$1.25	$4,248,563
64	Wilcox	3,500	373.5	$1.25	$1,634,063
2	Wilkes	18,000	373.5	$1.25	$8,403,750
94	Wilkinson	1,050	373.5	$1.25	$490,219
13	Worth	12,000	373.5	$1.25	$5,602,500
	Totals & Avg.	**820,469**			**$384,525,805**

Percent of Livestock/Aquaculture 25.58%

Top Ten Counties by Value - Beef Cows

County	No. Head	Prod./Head	$/lb	Farm gate
Morgan	21,000	373.5	$1.25	$9,804,375
Madison	18,000	373.5	$1.25	$8,403,750
Wilkes	18,000	373.5	$1.25	$8,403,750
Franklin	16,000	415.0	$1.25	$8,300,000
Jackson	16,000	373.5	$1.25	$7,470,000
Miller	15,750	373.5	$1.25	$7,353,281
Coffee	14,600	373.5	$1.25	$6,816,375
Colquitt	14,500	373.5	$1.25	$6,769,688
Early	14,000	373.5	$1.25	$6,536,250
Carroll	13,300	373.5	$1.25	$6,209,438

Top Ten Counties

For Beef Cows

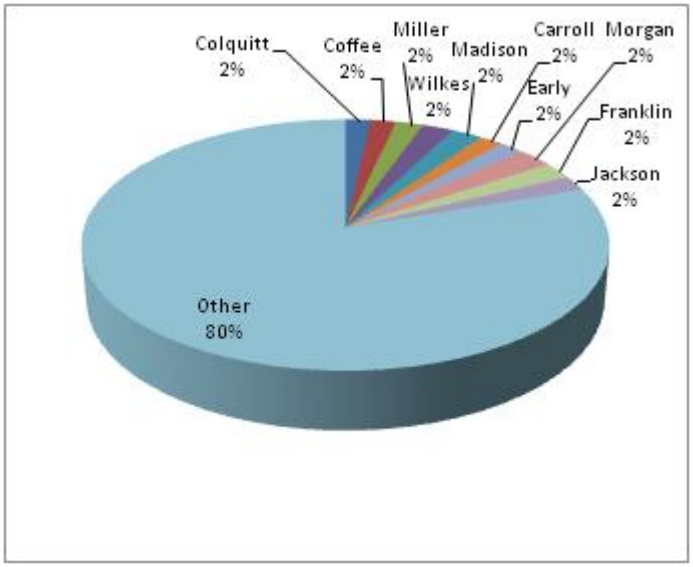

Beef Stockers Farm Gate Value 2012

Rank	County	No.	Prod./Head	$/lb	Farm gate
60	Appling	250	300.0	$1.55	$116,250
-	Atkinson				$0
58	Bacon	300	300.0	$1.55	$139,500
30	Baker	2,500	250.0	$1.55	$968,750
39	Baldwin	1,200	300.0	$1.55	$558,000
19	Banks	3,800	300.0	$1.55	$1,767,000
64	Barrow	150	300.0	$1.55	$69,750
9	Bartow	5,700	300.0	$1.55	$2,650,500
28	Ben Hill	2,400	300.0	$1.55	$1,116,000
13	Berrien	5,300	300.0	$1.55	$2,464,500
-	Bibb				$0
42	Bleckley	800	300.0	$1.55	$372,000
-	Brantley				$0
-	Brooks				$0
-	Bryan				$0
56	Bulloch	350	300.0	$1.55	$162,750
32	Burke	1,900	300.0	$1.55	$883,500
44	Butts	750	300.0	$1.55	$348,750
23	Calhoun	3,000	300.0	$1.55	$1,395,000
-	Camden				$0
56	Candler	350	300.0	$1.55	$162,750
14	Carroll	5,150	300.0	$1.55	$2,394,750
64	Catoosa	150	300.0	$1.55	$69,750
68	Charlton	65	300.0	$1.55	$30,225
-	Chatham				$0
-	Chattahoochee				$0
23	Chattooga	3,000	300.0	$1.55	$1,395,000
24	Cherokee	2,900	300.0	$1.55	$1,348,500
-	Clarke				$0
47	Clay	650	300.0	$1.55	$302,250
66	Clayton	80	300.0	$1.60	$38,400
65	Clinch	100	300.0	$1.55	$46,500
-	Cobb				$0
-	Coffee				$0
60	Colquitt	250	300.0	$1.55	$116,250
59	Columbia	300	300.0	$1.38	$124,200
20	Cook	3,600	300.0	$1.55	$1,674,000
35	Coweta	1,500	300.0	$1.55	$697,500
-	Crawford				$0
38	Crisp	1,226	300.0	$1.58	$581,124
52	Dade	600	300.0	$1.30	$234,000
-	Dawson				$0
26	Decatur	2,500	300.0	$1.55	$1,162,500
-	DeKalb				$0
15	Dodge	5,000	300.0	$1.55	$2,325,000
51	Dooly	850	300.0	$0.93	$237,150
39	Dougherty	1,200	300.0	$1.55	$558,000
-	Douglas				$0
11	Early	5,500	300.0	$1.55	$2,557,500
-	Echols				$0
60	Effingham	250	300.0	$1.55	$116,250
60	Elbert	250	300.0	$1.55	$116,250
39	Emanuel	1,200	300.0	$1.55	$558,000
45	Evans	700	300.0	$1.55	$325,500
37	Fannin	1,300	300.0	$1.50	$585,000
50	Fayette	800	300.0	$1.05	$252,000
2	Floyd	8,500	650.0	$1.55	$8,563,750
-	Forsyth				$0
23	Franklin	3,000	300.0	$1.55	$1,395,000
-	Fulton				$0
22	Gilmer	3,200	300.0	$1.60	$1,536,000
61	Glascock	250	300.0	$1.50	$112,500
-	Glynn				$0
21	Gordon	3,500	300.0	$1.55	$1,627,500
4	Grady	9,700	300.0	$1.55	$4,510,500
58	Greene	300	300.0	$1.55	$139,500
-	Gwinnett				$0
53	Habersham	500	300.0	$1.55	$232,500
12	Hall	5,400	300.0	$1.55	$2,511,000
61	Hancock	250	300.0	$1.50	$112,500
60	Haralson	250	300.0	$1.55	$116,250
63	Harris	75	600.0	$1.65	$74,250
10	Hart	5,540	300.0	$1.55	$2,576,100
35	Heard	1,500	300.0	$1.55	$697,500
46	Henry	678	300.0	$1.55	$315,270
-	Houston				$0
35	Irwin	1,500	300.0	$1.55	$697,500
1	Jackson	16,000	350.0	$1.55	$8,680,000
34	Jasper	1,550	300.0	$1.55	$720,750
-	Jeff Davis				$0
40	Jefferson	1,000	300.0	$1.55	$465,000
43	Jenkins	850	270.0	$1.55	$355,725
3	Johnson	10,000	300.0	$1.55	$4,650,000
54	Jones	400	300.0	$1.55	$186,000
21	Lamar	3,500	300.0	$1.55	$1,627,500
53	Lanier	500	300.0	$1.55	$232,500
16	Laurens	4,300	300.0	$1.55	$1,999,500
15	Lee	5,000	300.0	$1.55	$2,325,000
54	Liberty	400	300.0	$1.55	$186,000
48	Lincoln	600	300.0	$1.55	$279,000
45	Long	700	300.0	$1.55	$325,500
31	Lowndes	2,000	300.0	$1.55	$930,000
62	Lumpkin	200	300.0	$1.55	$93,000
-	Macon				$0
54	Madison	400	300.0	$1.55	$186,000
44	Marion	750	300.0	$1.55	$348,750
44	McDuffie	750	300.0	$1.55	$348,750
-	McIntosh				$0
33	Meriwether	1,800	300.0	$1.55	$837,000
6	Miller	7,200	300.0	$1.55	$3,348,000
15	Mitchell	5,000	300.0	$1.55	$2,325,000
21	Monroe	3,500	300.0	$1.55	$1,627,500
25	Montgomery	2,700	300.0	$1.55	$1,255,500
40	Morgan	1,000	300.0	$1.55	$465,000
-	Murray				$0
-	Muscogee				$0
39	Newton	1,200	300.0	$1.55	$558,000
53	Oconee	500	300.0	$1.55	$232,500
5	Oglethorpe	9,500	300.0	$1.55	$4,417,500
-	Paulding				$0
62	Peach	200	300.0	$1.55	$93,000
-	Pickens				$0
60	Pierce	250	300.0	$1.55	$116,250
35	Pike	1,500	300.0	$1.55	$697,500
27	Polk	3,000	300.0	$1.25	$1,125,000
55	Pulaski	650	300.0	$0.93	$181,350
57	Putnam	325	300.0	$1.55	$151,125
-	Quitman				$0
-	Rabun				$0
53	Randolph	500	300.0	$1.55	$232,500

Rank	County	No.	Prod./Head	$/lb	Farm gate
49	Richmond	575	300.0	$1.55	$267,375
-	Rockdale				$0
67	Schley	75	300.0	$1.55	$34,875
-	Screven				$0
18	Seminole	3,800	300.0	$1.60	$1,824,000
58	Spalding	300	300.0	$1.55	$139,500
7	Stephens	6,500	300.0	$1.55	$3,022,500
65	Stewart	100	300.0	$1.55	$46,500
60	Sumter	250	300.0	$1.55	$116,250
-	Talbot				$0
-	Taliaferro				$0
40	Tattnall	1,000	300.0	$1.55	$465,000
64	Taylor	150	300.0	$1.55	$69,750
40	Telfair	1,000	300.0	$1.55	$465,000
54	Terrell	400	300.0	$1.55	$186,000
8	Thomas	5,900	300.0	$1.55	$2,743,500
58	Tift	300	300.0	$1.55	$139,500
26	Toombs	2,500	300.0	$1.55	$1,162,500
62	Towns	200	300.0	$1.55	$93,000
41	Treutlen	875	300.0	$1.55	$406,875
56	Troup	350	300.0	$1.55	$162,750
40	Turner	1,000	300.0	$1.55	$465,000
-	Twiggs				$0
-	Union				$0
29	Upson	2,200	300.0	$1.55	$1,023,000
33	Walker	1,800	300.0	$1.55	$837,000
44	Walton	750	300.0	$1.55	$348,750
62	Ware	200	300.0	$1.55	$93,000
36	Warren	1,400	300.0	$1.60	$672,000
33	Washington	1,800	300.0	$1.55	$837,000
62	Wayne	200	300.0	$1.55	$93,000
31	Webster	2,000	300.0	$1.55	$930,000
29	Wheeler	2,200	300.0	$1.55	$1,023,000
58	White	300	300.0	$1.55	$139,500
-	Whitfield				$0
53	Wilcox	500	300.0	$1.55	$232,500
39	Wilkes	1,200	300.0	$1.55	$558,000
58	Wilkinson	300	300.0	$1.55	$139,500
17	Worth	4,000	300.0	$1.55	$1,860,000
	Totals & Avg.	**243,864**			**$118,436,044**

Percent of Livestock/Aquaculture 7.88%

Top Ten Counties by Value - Beef Stockers

County	No.	Prod./Head	$/lb	Farm gate
Jackson	16,000	350.0	$1.55	$8,680,000
Floyd	8,500	650.0	$1.55	$8,563,750
Johnson	10,000	300.0	$1.55	$4,650,000
Grady	9,700	300.0	$1.55	$4,510,500
Oglethorpe	9,500	300.0	$1.55	$4,417,500
Miller	7,200	300.0	$1.55	$3,348,000
Stephens	6,500	300.0	$1.55	$3,022,500
Thomas	5,900	300.0	$1.55	$2,743,500
Bartow	5,700	300.0	$1.55	$2,650,500
Hart	5,540	300.0	$1.55	$2,576,100

Top Ten Counties

For Beef Stockers

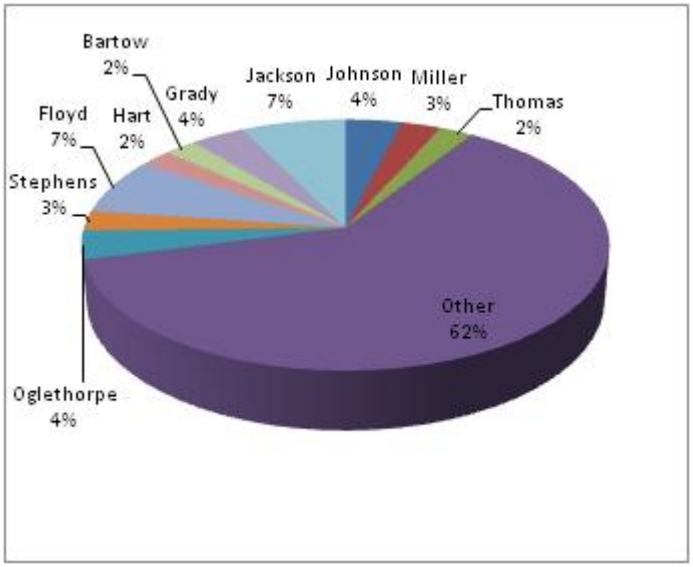

Catfish Farm Gate Value 2012

Rank	County	Pond	Lbs/Acre	$/lb	Farm gate
-	Appling				$0
32	Atkinson	2	1,500	$2.30	$6,900
-	Bacon				$0
2	Baker	100	3,000	$2.30	$690,000
26	Baldwin	6	1,650	$2.30	$22,770
-	Banks				$0
-	Barrow				$0
-	Bartow				$0
23	Ben Hill	7	1,600	$2.30	$25,760
-	Berrien				$0
-	Bibb				$0
-	Bleckley				$0
-	Brantley				$0
-	Brooks				$0
-	Bryan				$0
30	Bulloch	5	1,000	$2.30	$11,500
-	Burke				$0
10	Butts	70	1,000	$2.30	$161,000
-	Calhoun				$0
-	Camden				$0
-	Candler				$0
27	Carroll	5	1,700	$2.30	$19,550
-	Catoosa				$0
-	Charlton				$0
-	Chatham				$0
-	Chattahoochee				$0
-	Chattooga				$0
-	Cherokee				$0
-	Clarke				$0
-	Clay				$0
-	Clayton				$0
33	Clinch	150	1	$1.00	$150
-	Cobb				$0
-	Coffee				$0
-	Colquitt				$0
-	Columbia				$0
-	Cook				$0
-	Coweta				$0
34	Crawford	1	1	$1.00	$1
-	Crisp				$0
-	Dade				$0
-	Dawson				$0
8	Decatur	13	8,000	$2.30	$239,200
-	DeKalb				$0
-	Dodge				$0
-	Dooly				$0
3	Dougherty	70	4,000	$2.30	$644,000
-	Douglas				$0
-	Early				$0
-	Echols				$0
-	Effingham				$0
-	Elbert				$0
-	Emanuel				$0
-	Evans				$0
-	Fannin				$0
-	Fayette				$0
21	Floyd	3	4,500	$2.30	$31,050
-	Forsyth				$0
-	Franklin				$0
-	Fulton				$0

Rank	County	Pond	Lbs/Acre	$/lb	Farm gate
-	Gilmer				$0
-	Glascock				$0
-	Glynn				$0
-	Gordon				$0
-	Grady				$0
-	Greene				$0
-	Gwinnett				$0
-	Habersham				$0
-	Hall				$0
13	Hancock	109	400	$2.22	$96,792
-	Haralson				$0
15	Harris	15	2,000	$2.30	$69,000
-	Hart				$0
-	Heard				$0
-	Henry				$0
-	Houston				$0
9	Irwin	50	1,500	$2.30	$172,500
12	Jackson	35	2,000	$1.50	$105,000
-	Jasper				$0
-	Jeff Davis				$0
1	Jefferson	199	3,800	$2.30	$1,739,260
17	Jenkins	10	2,000	$2.30	$46,000
-	Johnson				$0
-	Jones				$0
-	Lamar				$0
11	Lanier	150	400	$2.30	$138,000
-	Laurens				$0
-	Lee				$0
-	Liberty				$0
-	Lincoln				$0
31	Long	3	1,500	$2.30	$10,350
-	Lowndes				$0
-	Lumpkin				$0
-	Macon				$0
-	Madison				$0
-	Marion				$0
-	McDuffie				$0
-	McIntosh				$0
6	Meriwether	160	1,500	$2.30	$552,000
-	Miller				$0
-	Mitchell				$0
24	Monroe	8	1,300	$2.30	$23,920
-	Montgomery				$0
-	Morgan				$0
-	Murray				$0
-	Muscogee				$0
-	Newton				$0
-	Oconee				$0
-	Oglethorpe				$0
19	Paulding	7	2,000	$2.30	$32,200
-	Peach				$0
-	Pickens				$0
-	Pierce				$0
18	Pike	15	1,000	$2.30	$34,500
-	Polk				$0
-	Pulaski				$0
14	Putnam	20,000	2	$2.75	$82,500
-	Quitman				$0
-	Rabun				$0
-	Randolph				$0

Rank	County	Pond	Lbs/Acre	$/lb	Farm gate
-	Richmond				$0
-	Rockdale				$0
-	Schley				$0
30	Screven	5	1,000	$2.30	$11,500
4	Seminole	150	1,700	$2.30	$586,500
-	Spalding				$0
-	Stephens				$0
-	Stewart				$0
-	Sumter				$0
5	Talbot	250	1,000	$2.30	$575,000
-	Taliaferro				$0
-	Tattnall				$0
-	Taylor				$0
-	Telfair				$0
25	Terrell	5	2,000	$2.30	$23,000
16	Thomas	12	1,900	$2.30	$52,440
-	Tift				$0
20	Toombs	5	2,750	$2.30	$31,625
-	Towns				$0
-	Treutlen				$0
-	Troup				$0
-	Turner				$0
-	Twiggs				$0
-	Union				$0
7	Upson	200	1,000	$2.30	$460,000
-	Walker				$0
-	Walton				$0
-	Ware				$0
-	Warren				$0
-	Washington				$0
22	Wayne	5	2,500	$2.30	$28,750
-	Webster				$0
28	Wheeler	27	300	$2.30	$18,630
-	White				$0
-	Whitfield				$0
-	Wilcox				$0
-	Wilkes				$0
29	Wilkinson	5	1,300	$2.30	$14,950
29	Worth	5	1,300	$2.30	$14,950
	Totals & Avg.	**21,862**			**$6,771,248**

Percent of Livestock/Aquaculture 0.45%

Top Ten Counties by Value - Catfish

County	Pond	Lbs/Acre	$/lb	Farm gate
Jefferson	199	3,800	$2.30	$1,739,260
Baker	100	3,000	$2.30	$690,000
Dougherty	70	4,000	$2.30	$644,000
Seminole	150	1,700	$2.30	$586,500
Talbot	250	1,000	$2.30	$575,000
Meriwether	160	1,500	$2.30	$552,000
Upson	200	1,000	$2.30	$460,000
Decatur	13	8,000	$2.30	$239,200
Irwin	50	1,500	$2.30	$172,500
Butts	70	1,000	$2.30	$161,000

Top Ten Counties

For Catfish

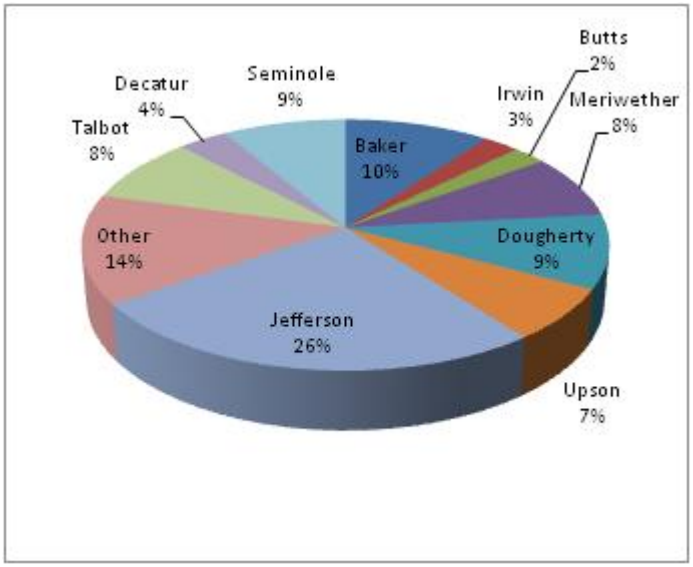

Dairy Farm Gate Value 2012

Rank	County	No.	Prod./Head	$/lb	Farm gate
7	Appling	4,000	18,209	$0.22	$16,023,920
-	Atkinson				$0
15	Bacon	1,350	18,209	$0.22	$5,408,073
-	Baker				$0
-	Baldwin				$0
62	Banks	50	17,000	$0.20	$170,000
-	Barrow				$0
-	Bartow				$0
-	Ben Hill				$0
28	Berrien	500	18,209	$0.22	$2,002,990
52	Bibb	120	18,980	$0.20	$455,520
-	Bleckley				$0
-	Brantley				$0
2	Brooks	10,000	18,210	$0.22	$40,062,000
-	Bryan				$0
-	Bulloch				$0
4	Burke	6,390	17,000	$0.22	$23,898,600
-	Butts				$0
-	Calhoun				$0
-	Camden				$0
40	Candler	325	18,000	$0.22	$1,287,000
44	Carroll	270	18,209	$0.20	$983,286
-	Catoosa				$0
-	Charlton				$0
-	Chatham				$0
-	Chattahoochee				$0
54	Chattooga	100	18,209	$0.20	$364,180
-	Cherokee				$0
41	Clarke	300	18,209	$0.20	$1,092,540
-	Clay				$0
-	Clayton				$0
-	Clinch				$0
-	Cobb				$0
-	Coffee				$0
30	Colquitt	500	15,200	$0.24	$1,824,000
60	Columbia	65	18,500	$0.22	$264,550
-	Cook				$0
32	Coweta	350	22,609	$0.22	$1,740,893
-	Crawford				$0
56	Crisp	150	10,000	$0.22	$330,000
-	Dade				$0
-	Dawson				$0
16	Decatur	1,000	22,000	$0.22	$4,840,000
-	DeKalb				$0
-	Dodge				$0
42	Dooly	250	17,231	$0.24	$1,033,860
-	Dougherty				$0
-	Douglas				$0
-	Early				$0
-	Echols				$0
-	Effingham				$0
46	Elbert	220	16,500	$0.20	$726,000
-	Emanuel				$0
-	Evans				$0
-	Fannin				$0
-	Fayette				$0
63	Floyd	38	18,209	$0.20	$138,388
-	Forsyth				$0
-	Franklin				$0
-	Fulton				$0

Rank	County	No.	Prod./Head	$/lb	Farm gate
35	Gilmer	325	18,000	$0.25	$1,462,500
-	Glascock				$0
-	Glynn				$0
-	Gordon				$0
22	Grady	850	18,200	$0.22	$3,403,400
11	Greene	2,600	18,209	$0.20	$9,468,680
-	Gwinnett				$0
-	Habersham				$0
33	Hall	460	18,209	$0.20	$1,675,228
-	Hancock				$0
-	Haralson				$0
-	Harris				$0
19	Hart	1,050	18,209	$0.20	$3,823,890
-	Heard				$0
-	Henry				$0
39	Houston	360	18,000	$0.20	$1,296,000
-	Irwin				$0
-	Jackson				$0
17	Jasper	1,000	20,000	$0.22	$4,400,000
-	Jeff Davis				$0
8	Jefferson	3,100	19,700	$0.20	$12,214,000
18	Jenkins	1,000	18,209	$0.22	$4,005,980
-	Johnson				$0
29	Jones	420	23,600	$0.20	$1,982,400
55	Lamar	100	18,000	$0.20	$360,000
-	Lanier				$0
31	Laurens	400	20,000	$0.22	$1,760,000
5	Lee	5,000	18,209	$0.22	$20,029,900
-	Liberty				$0
-	Lincoln				$0
-	Long				$0
-	Lowndes				$0
-	Lumpkin				$0
1	Macon	13,000	18,209	$0.20	$47,343,400
-	Madison				$0
-	Marion				$0
23	McDuffie	880	18,209	$0.20	$3,204,784
-	McIntosh				$0
48	Meriwether	185	18,209	$0.20	$673,733
-	Miller				$0
9	Mitchell	3,000	18,209	$0.22	$12,017,940
47	Monroe	200	17,000	$0.20	$680,000
-	Montgomery				$0
3	Morgan	6,000	20,000	$0.22	$26,400,000
49	Murray	150	18,209	$0.20	$546,270
-	Muscogee				$0
59	Newton	75	17,745	$0.20	$266,175
43	Oconee	250	18,500	$0.22	$1,017,500
14	Oglethorpe	1,500	18,209	$0.20	$5,462,700
-	Paulding				$0
-	Peach				$0
-	Pickens				$0
25	Pierce	800	16,000	$0.22	$2,816,000
45	Pike	220	17,000	$0.20	$748,000
57	Polk	88	18,209	$0.20	$320,478
-	Pulaski				$0
6	Putnam	4,600	18,250	$0.20	$16,790,000
-	Quitman				$0
-	Rabun				$0
50	Randolph	125	19,500	$0.22	$536,250

Rank	County	No.	Prod./Head	$/lb	Farm gate
-	Richmond				$0
-	Rockdale				$0
-	Schley				$0
-	Screven				$0
51	Seminole	98	22,000	$0.22	$474,320
58	Spalding	80	17,500	$0.20	$280,000
-	Stephens				$0
-	Stewart				$0
10	Sumter	2,500	19,000	$0.22	$10,450,000
53	Talbot	120	18,209	$0.20	$437,016
-	Taliaferro				$0
-	Tattnall				$0
-	Taylor				$0
-	Telfair				$0
-	Terrell				$0
27	Thomas	620	18,210	$0.22	$2,483,844
38	Tift	340	19,000	$0.22	$1,421,200
-	Toombs				$0
-	Towns				$0
-	Treutlen				$0
41	Troup	300	18,209	$0.20	$1,092,540
-	Turner				$0
-	Twiggs				$0
54	Union	100	18,209	$0.20	$364,180
36	Upson	400	18,209	$0.20	$1,456,720
41	Walker	300	18,209	$0.20	$1,092,540
-	Walton				$0
21	Ware	980	17,000	$0.22	$3,665,200
26	Warren	750	17,700	$0.20	$2,655,000
37	Washington	400	18,000	$0.20	$1,440,000
34	Wayne	400	18,209	$0.22	$1,602,392
-	Webster				$0
-	Wheeler				$0
13	White	1,490	18,209	$0.22	$5,968,910
61	Whitfield	50	18,209	$0.20	$182,090
24	Wilcox	775	19,000	$0.20	$2,945,000
12	Wilkes	2,600	17,745	$0.20	$9,227,400
-	Wilkinson				$0
20	Worth	950	18,000	$0.22	$3,762,000
	Totals & Avg.	**86,969**			**$338,351,360**

Percent of Livestock/Aquaculture 22.51%

Top Ten Counties by Value - Dairy

County	No. Head	Prod./Head	$/lb	Farm gate
Macon	13,000	18,209	$0.20	$47,343,400
Brooks	10,000	18,210	$0.22	$40,062,000
Morgan	6,000	20,000	$0.22	$26,400,000
Burke	6,390	17,000	$0.22	$23,898,600
Lee	5,000	18,209	$0.22	$20,029,900
Putnam	4,600	18,250	$0.20	$16,790,000
Appling	4,000	18,209	$0.22	$16,023,920
Jefferson	3,100	19,700	$0.20	$12,214,000
Mitchell	3,000	18,209	$0.22	$12,017,940
Sumter	2,500	19,000	$0.22	$10,450,000

Top Ten Counties

For Dairy

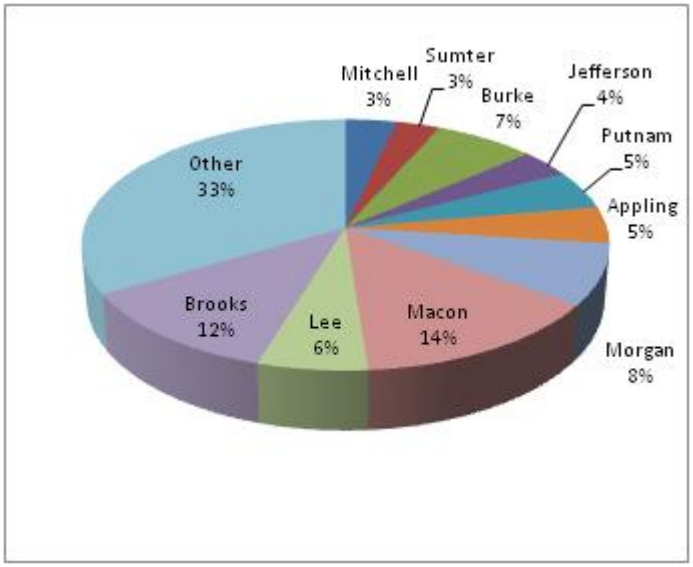

Goats Farm Gate Value 2012

Rank	County	No.	Prod./Head	$/Hd.	Farm gate
35	Appling	750	1.250	$100.00	$93,750
7	Atkinson	3,200	1.250	$100.00	$400,000
-	Bacon				$0
47	Baker	400	1.250	$100.00	$50,000
66	Baldwin	110	1.250	$100.00	$13,750
3	Banks	3,900	1.250	$100.00	$487,500
-	Barrow				$0
30	Bartow	900	1.250	$100.00	$112,500
14	Ben Hill	1,600	1.250	$120.00	$240,000
25	Berrien	1,200	1.250	$100.00	$150,000
-	Bibb				$0
11	Bleckley	2,200	1.250	$100.00	$275,000
43	Brantley	500	1.250	$100.00	$62,500
6	Brooks	3,100	1.250	$110.00	$426,250
-	Bryan				$0
10	Bulloch	2,400	1.250	$100.00	$300,000
24	Burke	1,300	1.250	$100.00	$162,500
53	Butts	275	1.250	$100.00	$34,375
-	Calhoun				$0
-	Camden				$0
33	Candler	650	1.250	$120.00	$97,500
13	Carroll	2,000	1.250	$100.00	$250,000
68	Catoosa	100	1.250	$100.00	$12,500
50	Charlton	330	1.250	$100.00	$41,250
-	Chatham				$0
-	Chattahoochee				$0
47	Chattooga	400	1.250	$100.00	$50,000
26	Cherokee	960	1.250	$120.00	$144,000
57	Clarke	200	1.250	$100.00	$25,000
72	Clay	60	1.250	$100.00	$7,500
1	Clayton	6,000	1.250	$150.00	$1,125,000
62	Clinch	150	1.250	$100.00	$18,750
71	Cobb	71	1.250	$100.00	$8,875
8	Coffee	3,000	1.250	$100.00	$375,000
17	Colquitt	1,650	1.250	$100.00	$206,250
54	Columbia	225	1.250	$120.00	$33,750
36	Cook	700	1.250	$100.00	$87,500
55	Coweta	250	1.250	$100.00	$31,250
43	Crawford	500	1.250	$100.00	$62,500
21	Crisp	1,350	1.250	$110.00	$185,625
37	Dade	600	1.250	$115.00	$86,250
59	Dawson	175	1.250	$100.00	$21,875
25	Decatur	1,200	1.250	$100.00	$150,000
-	DeKalb				$0
13	Dodge	2,000	1.250	$100.00	$250,000
55	Dooly	250	1.250	$100.00	$31,250
62	Dougherty	150	1.250	$100.00	$18,750
-	Douglas				$0
60	Early	160	1.250	$100.00	$20,000
52	Echols	300	1.250	$100.00	$37,500
29	Effingham	1,000	1.250	$100.00	$125,000
13	Elbert	2,000	1.250	$100.00	$250,000
12	Emanuel	2,100	1.250	$100.00	$262,500
63	Evans	125	1.250	$100.00	$15,625
49	Fannin	350	1.250	$100.00	$43,750
67	Fayette	260	1.250	$41.00	$13,325
35	Floyd	750	1.250	$100.00	$93,750
69	Forsyth	96	1.250	$100.00	$12,000
29	Franklin	1,000	1.250	$100.00	$125,000
55	Fulton	250	1.250	$100.00	$31,250
44	Gilmer	475	1.250	$100.00	$59,375
38	Glascock	700	1.250	$90.00	$78,750
64	Glynn	115	1.250	$100.00	$14,375
22	Gordon	1,400	1.250	$100.00	$175,000
45	Grady	470	1.250	$100.00	$58,750
52	Greene	300	1.250	$100.00	$37,500
-	Gwinnett				$0
2	Habersham	4,500	1.250	$100.00	$562,500
5	Hall	3,700	1.250	$100.00	$462,500
34	Hancock	800	1.250	$95.00	$95,000
49	Haralson	350	1.250	$100.00	$43,750
43	Harris	250	1.250	$200.00	$62,500
32	Hart	800	1.250	$100.00	$100,000
35	Heard	750	1.250	$100.00	$93,750
53	Henry	275	1.250	$100.00	$34,375
51	Houston	301	1.250	$100.00	$37,625
8	Irwin	3,000	1.250	$100.00	$375,000
9	Jackson	2,500	1.250	$100.00	$312,500
35	Jasper	750	1.250	$100.00	$93,750
32	Jeff Davis	800	1.250	$100.00	$100,000
36	Jefferson	700	1.250	$100.00	$87,500
43	Jenkins	500	1.250	$100.00	$62,500
25	Johnson	1,200	1.250	$100.00	$150,000
58	Jones	185	1.250	$100.00	$23,125
20	Lamar	1,500	1.250	$100.00	$187,500
55	Lanier	250	1.250	$100.00	$31,250
55	Laurens	250	1.250	$100.00	$31,250
57	Lee	200	1.250	$100.00	$25,000
57	Liberty	200	1.250	$100.00	$25,000
32	Lincoln	800	1.250	$100.00	$100,000
43	Long	500	1.250	$100.00	$62,500
-	Lowndes				$0
62	Lumpkin	150	1.250	$100.00	$18,750
25	Macon	1,200	1.250	$100.00	$150,000
8	Madison	3,000	1.250	$100.00	$375,000
49	Marion	350	1.250	$100.00	$43,750
43	McDuffie	500	1.250	$100.00	$62,500
-	McIntosh				$0
4	Meriwether	3,800	1.250	$100.00	$475,000
42	Miller	450	1.250	$120.00	$67,500
39	Mitchell	600	1.250	$100.00	$75,000
43	Monroe	500	1.250	$100.00	$62,500
40	Montgomery	650	1.250	$90.00	$73,125
30	Morgan	900	1.250	$100.00	$112,500
-	Murray				$0
-	Muscogee				$0
29	Newton	1,000	1.250	$100.00	$125,000
20	Oconee	1,250	1.250	$120.00	$187,500
33	Oglethorpe	780	1.250	$100.00	$97,500
39	Paulding	600	1.250	$100.00	$75,000
62	Peach	150	1.250	$100.00	$18,750
47	Pickens	400	1.250	$100.00	$50,000
43	Pierce	500	1.250	$100.00	$62,500
57	Pike	200	1.250	$100.00	$25,000
46	Polk	425	1.250	$100.00	$53,125
61	Pulaski	130	1.250	$120.00	$19,500
48	Putnam	380	1.250	$100.00	$47,500
-	Quitman				$0
55	Rabun	250	1.250	$100.00	$31,250
73	Randolph	50	1.250	$110.00	$6,875

Rank	County	No.	Prod./Head	$/Hd.	Farm gate
52	Richmond	300	1.250	$100.00	$37,500
62	Rockdale	150	1.250	$100.00	$18,750
57	Schley	200	1.250	$100.00	$25,000
13	Screven	2,000	1.250	$100.00	$250,000
41	Seminole	550	1.250	$100.00	$68,750
63	Spalding	125	1.250	$100.00	$15,625
31	Stephens	1,000	1.250	$85.00	$106,250
70	Stewart	100	1.250	$75.00	$9,375
28	Sumter	1,025	1.250	$100.00	$128,125
57	Talbot	200	1.250	$100.00	$25,000
-	Taliaferro				$0
20	Tattnall	1,500	1.250	$100.00	$187,500
52	Taylor	300	1.250	$100.00	$37,500
9	Telfair	2,500	1.250	$100.00	$312,500
41	Terrell	550	1.250	$100.00	$68,750
68	Thomas	100	1.250	$100.00	$12,500
20	Tift	1,500	1.250	$100.00	$187,500
24	Toombs	1,300	1.250	$100.00	$162,500
57	Towns	200	1.250	$100.00	$25,000
56	Treutlen	260	1.250	$90.00	$29,250
16	Troup	1,700	1.250	$100.00	$212,500
18	Turner	2,500	1.250	$65.00	$203,125
30	Twiggs	900	1.250	$100.00	$112,500
52	Union	300	1.250	$100.00	$37,500
25	Upson	1,200	1.250	$100.00	$150,000
27	Walker	1,100	1.250	$100.00	$137,500
15	Walton	1,750	1.250	$100.00	$218,750
32	Ware	800	1.250	$100.00	$100,000
16	Warren	2,000	1.250	$85.00	$212,500
25	Washington	1,200	1.250	$100.00	$150,000
19	Wayne	1,600	1.250	$100.00	$200,000
65	Webster	150	1.250	$75.00	$14,063
23	Wheeler	1,380	1.250	$100.00	$172,500
57	White	200	1.250	$100.00	$25,000
57	Whitfield	200	1.250	$100.00	$25,000
31	Wilcox	850	1.250	$100.00	$106,250
39	Wilkes	500	1.250	$120.00	$75,000
28	Wilkinson	1,025	1.250	$100.00	$128,125
9	Worth	2,000	1.250	$125.00	$312,500
	Totals & Avg.	**135,148**			**$17,356,138**

Percent of Livestock/Aquaculture 1.15%

Top Ten Counties by Value - Goats

County	No.	Prod./Head	$/Hd.	Farm gate
Clayton	6,000	1.250	$150.00	$1,125,000
Habersham	4,500	1.250	$100.00	$562,500
Banks	3,900	1.250	$100.00	$487,500
Meriwether	3,800	1.250	$100.00	$475,000
Hall	3,700	1.250	$100.00	$462,500
Brooks	3,100	1.250	$110.00	$426,250
Atkinson	3,200	1.250	$100.00	$400,000
Coffee	3,000	1.250	$100.00	$375,000
Irwin	3,000	1.250	$100.00	$375,000
Madison	3,000	1.250	$100.00	$375,000

Top Ten Counties

For Goats

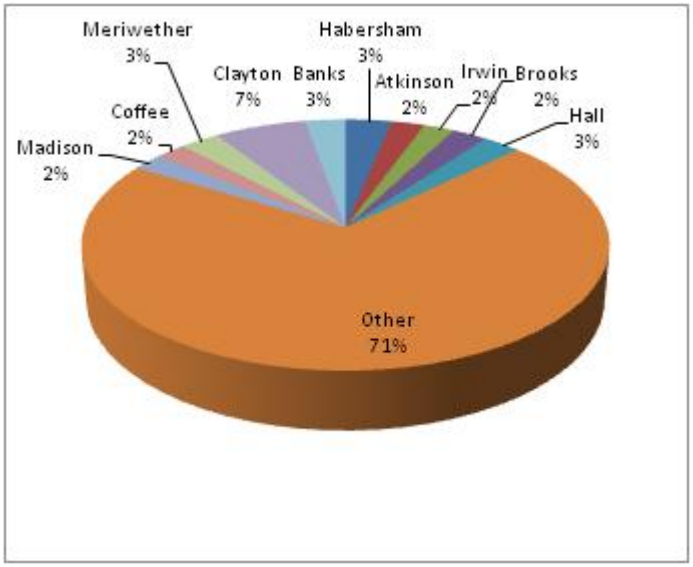

Honeybees Farm Gate Value 2012

Rank	County	Farm gate Value
8	Appling	$594,300
43	Atkinson	$53,400
12	Bacon	$427,470
87	Baker	$5,738
28	Baldwin	$112,735
63	Banks	$20,400
99	Barrow	$3,226
32	Bartow	$82,500
39	Ben Hill	$61,865
31	Berrien	$85,517
77	Bibb	$9,068
-	Bleckley	$0
102	Brantley	$2,670
33	Brooks	$81,285
-	Bryan	$0
17	Bulloch	$239,910
76	Burke	$9,216
93	Butts	$4,700
-	Calhoun	$0
94	Camden	$4,608
80	Candler	$7,200
48	Carroll	$36,229
81	Catoosa	$6,912
97	Charlton	$3,639
86	Chatham	$5,760
-	Chattahoochee	$0
79	Chattooga	$8,179
14	Cherokee	$336,975
86	Clarke	$5,760
-	Clay	$0
19	Clayton	$158,000
1	Clinch	$2,959,125
60	Cobb	$23,000
7	Coffee	$658,659
3	Colquitt	$1,081,575
70	Columbia	$13,795
-	Cook	$0
47	Coweta	$36,864
105	Crawford	$1,728
16	Crisp	$272,925
45	Dade	$46,620
94	Dawson	$4,608
68	Decatur	$14,020
-	DeKalb	$0
-	Dodge	$0
109	Dooly	$96
49	Dougherty	$35,475
18	Douglas	$186,159
-	Early	$0
4	Echols	$1,024,800
11	Effingham	$447,338
104	Elbert	$2,003
86	Emanuel	$5,760
-	Evans	$0
91	Fannin	$4,950
67	Fayette	$14,400
35	Floyd	$69,120
42	Forsyth	$54,090
-	Franklin	$0
-	Fulton	$0

Rank	County	Farm gate Value
83	Gilmer	$6,000
-	Glascock	$0
85	Glynn	$5,878
101	Gordon	$2,880
55	Grady	$26,496
89	Greene	$5,409
-	Gwinnett	$0
22	Habersham	$150,810
46	Hall	$37,337
74	Hancock	$10,260
94	Haralson	$4,608
29	Harris	$108,000
56	Hart	$24,709
86	Heard	$5,760
66	Henry	$16,746
64	Houston	$20,160
36	Irwin	$67,613
84	Jackson	$5,894
108	Jasper	$576
41	Jeff Davis	$56,415
86	Jefferson	$5,760
-	Jenkins	$0
-	Johnson	$0
105	Jones	$1,728
73	Lamar	$10,309
20	Lanier	$157,080
78	Laurens	$8,640
107	Lee	$1,152
-	Liberty	$0
53	Lincoln	$29,300
50	Long	$34,140
27	Lowndes	$122,500
82	Lumpkin	$6,428
72	Macon	$11,520
59	Madison	$23,040
-	Marion	$0
-	McDuffie	$0
-	McIntosh	$0
52	Meriwether	$32,256
-	Miller	$0
96	Mitchell	$3,723
86	Monroe	$5,760
2	Montgomery	$2,465,000
90	Morgan	$5,184
92	Murray	$4,723
-	Muscogee	$0
98	Newton	$3,456
40	Oconee	$59,275
86	Oglethorpe	$5,760
-	Paulding	$0
88	Peach	$5,700
54	Pickens	$28,200
26	Pierce	$132,250
98	Pike	$3,456
90	Polk	$5,184
95	Pulaski	$4,005
61	Putnam	$21,514
-	Quitman	$0
24	Rabun	$138,538
106	Randolph	$1,382

Rank	County	Farm gate Value
65	Richmond	$17,011
67	Rockdale	$14,400
-	Schley	$0
98	Screven	$3,456
57	Seminole	$23,736
78	Spalding	$8,640
-	Stephens	$0
-	Stewart	$0
71	Sumter	$11,676
100	Talbot	$3,110
-	Taliaferro	$0
10	Tattnall	$481,835
75	Taylor	$10,140
38	Telfair	$63,090
-	Terrell	$0
9	Thomas	$545,850
51	Tift	$32,460
-	Toombs	$0
21	Towns	$155,640
-	Treutlen	$0
69	Troup	$13,824
30	Turner	$92,500
-	Twiggs	$0
23	Union	$145,213
13	Upson	$363,900
25	Walker	$138,240
58	Walton	$23,344
34	Ware	$80,640
-	Warren	$0
107	Washington	$1,152
15	Wayne	$283,800
-	Webster	$0
6	Wheeler	$778,533
44	White	$51,086
62	Whitfield	$20,736
37	Wilcox	$64,920
103	Wilkes	$2,304
-	Wilkinson	$0
5	Worth	$840,156
	Totals & Avg.	**$17,488,270**

Percent of Livestock/Aquaculture 1.16%

Top Ten Counties by Value - Honeybees

County	Farm gate Value
Clinch	$2,959,125
Montgomery	$2,465,000
Colquitt	$1,081,575
Echols	$1,024,800
Worth	$840,156
Wheeler	$778,533
Coffee	$658,659
Appling	$594,300
Thomas	$545,850
Tattnall	$481,835

Top Ten Counties

For Honeybees

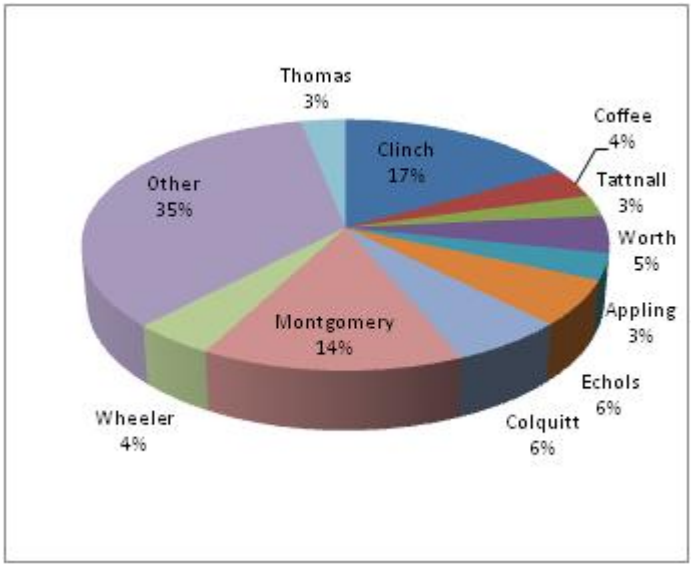

Horses - Boarding, Training, Breeding Farm Gate Value 2012

Rank	County	No. Head	$/Hd.	Farm gate
-	Appling			$0
78	Atkinson	4	$3,500.00	$14,000
62	Bacon	80	$3,500.00	$280,000
42	Baker	200	$3,500.00	$700,000
42	Baldwin	200	$3,500.00	$700,000
22	Banks	625	$3,500.00	$2,187,500
51	Barrow	135	$3,500.00	$472,500
8	Bartow	1,900	$3,500.00	$6,650,000
30	Ben Hill	400	$3,500.00	$1,400,000
53	Berrien	120	$3,500.00	$420,000
42	Bibb	200	$3,500.00	$700,000
42	Bleckley	200	$3,500.00	$700,000
48	Brantley	150	$3,500.00	$525,000
42	Brooks	200	$3,500.00	$700,000
38	Bryan	250	$3,500.00	$875,000
10	Bulloch	1,620	$3,500.00	$5,670,000
32	Burke	350	$3,500.00	$1,225,000
45	Butts	165	$3,500.00	$577,500
-	Calhoun			$0
72	Camden	30	$3,500.00	$105,000
72	Candler	30	$3,500.00	$105,000
4	Carroll	2,229	$3,500.00	$7,801,500
34	Catoosa	335	$3,500.00	$1,172,500
48	Charlton	150	$3,500.00	$525,000
68	Chatham	50	$3,500.00	$175,000
-	Chattahoochee			$0
52	Chattooga	125	$3,500.00	$437,500
6	Cherokee	2,035	$3,500.00	$7,122,500
48	Clarke	150	$3,500.00	$525,000
77	Clay	15	$3,500.00	$52,500
44	Clayton	150	$4,000.00	$600,000
69	Clinch	45	$3,500.00	$157,500
29	Cobb	402	$3,500.00	$1,407,000
63	Coffee	75	$3,500.00	$262,500
17	Colquitt	850	$3,500.00	$2,975,000
12	Columbia	1,300	$3,500.00	$4,550,000
-	Cook			$0
1	Coweta	10,000	$3,500.00	$35,000,000
35	Crawford	300	$3,500.00	$1,050,000
50	Crisp	140	$3,500.00	$490,000
46	Dade	150	$3,800.00	$570,000
54	Dawson	110	$3,500.00	$385,000
35	Decatur	300	$3,500.00	$1,050,000
54	Dekalb	110	$3,500.00	$385,000
68	Dodge	50	$3,500.00	$175,000
77	Dooly	15	$3,500.00	$52,500
9	Dougherty	1,800	$3,500.00	$6,300,000
33	Douglas	360	$3,300.00	$1,188,000
77	Early	15	$3,500.00	$52,500
-	Echols			$0
38	Effingham	250	$3,500.00	$875,000
67	Elbert	60	$3,500.00	$210,000
49	Emanuel	145	$3,500.00	$507,500
63	Evans	75	$3,500.00	$262,500
27	Fannin	400	$4,000.00	$1,600,000
13	Fayette	1,098	$4,020.00	$4,413,960
47	Floyd	151	$3,500.00	$528,500
5	Forsyth	2,200	$3,500.00	$7,700,000
26	Franklin	500	$3,500.00	$1,750,000
40	Fulton	230	$3,500.00	$805,000

Rank	County	No. Head	$/Hd.	Farm gate
37	Gilmer	300	$3,000.00	$900,000
64	Glascock	80	$3,200.00	$256,000
25	Glynn	513	$3,500.00	$1,795,500
11	Gordon	1,500	$3,500.00	$5,250,000
51	Grady	135	$3,500.00	$472,500
55	Greene	100	$3,500.00	$350,000
31	Gwinnett	357	$3,500.00	$1,249,500
26	Habersham	500	$3,500.00	$1,750,000
2	Hall	3,500	$3,500.00	$12,250,000
56	Hancock	120	$2,800.00	$336,000
55	Haralson	100	$3,500.00	$350,000
15	Harris	1,000	$3,500.00	$3,500,000
55	Hart	100	$3,500.00	$350,000
55	Heard	100	$3,500.00	$350,000
7	Henry	2,000	$3,500.00	$7,000,000
42	Houston	200	$3,500.00	$700,000
55	Irwin	100	$3,500.00	$350,000
35	Jackson	300	$3,500.00	$1,050,000
3	Jasper	3,000	$3,500.00	$10,500,000
35	Jeff Davis	300	$3,500.00	$1,050,000
70	Jefferson	40	$3,500.00	$140,000
-	Jenkins			$0
55	Johnson	100	$3,500.00	$350,000
36	Jones	275	$3,500.00	$962,500
35	Lamar	300	$3,500.00	$1,050,000
68	Lanier	50	$3,500.00	$175,000
26	Laurens	500	$3,500.00	$1,750,000
42	Lee	200	$3,500.00	$700,000
68	Liberty	50	$3,500.00	$175,000
48	Lincoln	150	$3,500.00	$525,000
43	Long	174	$3,500.00	$609,000
24	Lowndes	550	$3,500.00	$1,925,000
53	Lumpkin	120	$3,500.00	$420,000
-	Macon			$0
-	Madison			$0
65	Marion	65	$3,500.00	$227,500
26	McDuffie	500	$3,500.00	$1,750,000
-	McIntosh			$0
9	Meriwether	1,800	$3,500.00	$6,300,000
76	Miller	25	$2,500.00	$62,500
69	Mitchell	45	$3,500.00	$157,500
38	Monroe	250	$3,500.00	$875,000
72	Montgomery	30	$3,500.00	$105,000
3	Morgan	3,000	$3,500.00	$10,500,000
23	Murray	600	$3,500.00	$2,100,000
-	Muscogee			$0
16	Newton	900	$3,500.00	$3,150,000
11	Oconee	1,500	$3,500.00	$5,250,000
18	Oglethorpe	800	$3,500.00	$2,800,000
19	Paulding	750	$3,500.00	$2,625,000
30	Peach	400	$3,500.00	$1,400,000
41	Pickens	300	$2,500.00	$750,000
-	Pierce			$0
48	Pike	150	$3,500.00	$525,000
61	Polk	100	$3,000.00	$300,000
38	Pulaski	250	$3,500.00	$875,000
21	Putnam	650	$3,500.00	$2,275,000
-	Quitman			$0
48	Rabun	150	$3,500.00	$525,000
-	Randolph			$0

Rank	County	No. Head	$/Hd.	Farm gate
28	Richmond	450	$3,500.00	$1,575,000
7	Rockdale	2,000	$3,500.00	$7,000,000
74	Schley	20	$3,500.00	$70,000
35	Screven	300	$3,500.00	$1,050,000
59	Seminole	125	$2,500.00	$312,500
70	Spalding	40	$3,500.00	$140,000
66	Stephens	90	$2,500.00	$225,000
72	Stewart	30	$3,500.00	$105,000
52	Sumter	125	$3,500.00	$437,500
20	Talbot	700	$3,500.00	$2,450,000
-	Taliaferro			$0
38	Tattnall	250	$3,500.00	$875,000
-	Taylor			$0
42	Telfair	200	$3,500.00	$700,000
42	Terrell	200	$3,500.00	$700,000
14	Thomas	1,250	$3,500.00	$4,375,000
55	Tift	100	$3,500.00	$350,000
30	Toombs	400	$3,500.00	$1,400,000
28	Towns	450	$3,500.00	$1,575,000
39	Treutlen	240	$3,500.00	$840,000
28	Troup	450	$3,500.00	$1,575,000
73	Turner	25	$3,500.00	$87,500
75	Twiggs	19	$3,500.00	$66,500
30	Union	400	$3,500.00	$1,400,000
38	Upson	250	$3,500.00	$875,000
35	Walker	300	$3,500.00	$1,050,000
18	Walton	800	$3,500.00	$2,800,000
71	Ware	50	$2,500.00	$125,000
37	Warren	300	$3,000.00	$900,000
70	Washington	40	$3,500.00	$140,000
57	Wayne	95	$3,500.00	$332,500
74	Webster	20	$3,500.00	$70,000
60	Wheeler	76	$4,000.00	$304,000
38	White	350	$2,500.00	$875,000
15	Whitfield	1,000	$3,500.00	$3,500,000
74	Wilcox	20	$3,500.00	$70,000
44	Wilkes	150	$4,000.00	$600,000
-	Wilkinson			$0
58	Worth	90	$3,500.00	$315,000
	Totals & Avg.	**73,713**		**$257,529,460**

Percent of Livestock/Aquaculture 17.13%

Top Ten Counties by Value - Horses - Boarding, Training, Breeding

County	No. Head	$/Hd.	Farm gate
Coweta	10,000	$3,500.00	$35,000,000
Hall	3,500	$3,500.00	$12,250,000
Jasper	3,000	$3,500.00	$10,500,000
Morgan	3,000	$3,500.00	$10,500,000
Carroll	2,229	$3,500.00	$7,801,500
Forsyth	2,200	$3,500.00	$7,700,000
Cherokee	2,035	$3,500.00	$7,122,500
Henry	2,000	$3,500.00	$7,000,000
Rockdale	2,000	$3,500.00	$7,000,000
Bartow	1,900	$3,500.00	$6,650,000

Top Ten Counties

For Horses - Boarding, Training, Breeding

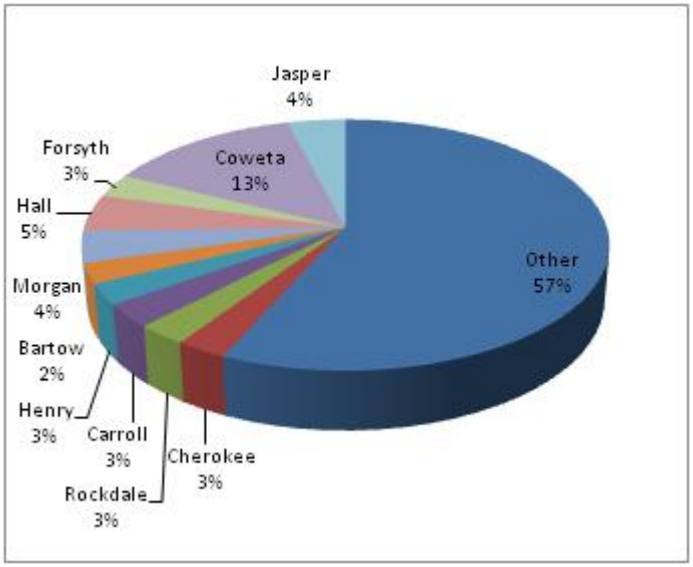

Horses - Raised Farm Gate Value 2012

Rank	County	No. Head	$/Hd.	Farm gate
66	Appling	30	$2,371.00	$71,130
52	Atkinson	100	$2,371.00	$237,100
-	Bacon			$0
72	Baker	10	$2,371.00	$23,710
54	Baldwin	80	$2,371.00	$189,680
3	Banks	1,100	$2,371.00	$2,608,100
56	Barrow	75	$2,371.00	$177,825
37	Bartow	200	$2,371.00	$474,200
8	Ben Hill	750	$2,371.00	$1,778,250
34	Berrien	225	$2,371.00	$533,475
32	Bibb	250	$2,371.00	$592,750
49	Bleckley	125	$2,371.00	$296,375
52	Brantley	100	$2,371.00	$237,100
14	Brooks	500	$2,200.00	$1,100,000
44	Bryan	150	$2,375.00	$356,250
18	Bulloch	420	$2,200.00	$924,000
13	Burke	500	$2,371.00	$1,185,500
70	Butts	20	$2,371.00	$47,420
-	Calhoun			$0
60	Camden	50	$2,371.00	$118,550
68	Candler	30	$2,000.00	$60,000
9	Carroll	729	$2,371.00	$1,728,459
29	Catoosa	300	$2,371.00	$711,300
62	Charlton	40	$2,371.00	$94,840
-	Chatham			$0
-	Chattahoochee			$0
6	Chattooga	900	$2,371.00	$2,133,900
41	Cherokee	172	$2,371.00	$407,812
47	Clarke	130	$2,371.00	$308,230
66	Clay	30	$2,371.00	$71,130
51	Clayton	80	$3,000.00	$240,000
61	Clinch	45	$2,371.00	$106,695
-	Cobb			$0
15	Coffee	700	$1,500.00	$1,050,000
52	Colquitt	100	$2,371.00	$237,100
21	Columbia	350	$2,375.00	$831,250
29	Cook	300	$2,371.00	$711,300
13	Coweta	500	$2,371.00	$1,185,500
52	Crawford	100	$2,371.00	$237,100
36	Crisp	205	$2,375.00	$486,875
31	Dade	250	$2,400.00	$600,000
11	Dawson	650	$2,371.00	$1,541,150
-	Decatur			$0
-	DeKalb			$0
52	Dodge	100	$2,371.00	$237,100
62	Dooly	40	$2,371.00	$94,840
50	Dougherty	110	$2,371.00	$260,810
57	Douglas	70	$2,371.00	$165,970
52	Early	100	$2,371.00	$237,100
-	Echols			$0
13	Effingham	500	$2,371.00	$1,185,500
19	Elbert	380	$2,371.00	$900,980
13	Emanuel	500	$2,371.00	$1,185,500
66	Evans	30	$2,371.00	$71,130
65	Fannin	30	$2,500.00	$75,000
30	Fayette	250	$2,500.00	$625,000
40	Floyd	175	$2,371.00	$414,925
-	Forsyth			$0
28	Franklin	300	$2,400.00	$720,000
1	Fulton	1,250	$2,371.00	$2,963,750

Rank	County	No. Head	$/Hd.	Farm gate
64	Gilmer	35	$2,400.00	$84,000
20	Glascock	450	$2,000.00	$900,000
67	Glynn	26	$2,371.00	$61,646
52	Gordon	100	$2,371.00	$237,100
59	Grady	60	$2,371.00	$142,260
27	Greene	305	$2,371.00	$723,155
-	Gwinnett			$0
13	Habersham	500	$2,371.00	$1,185,500
16	Hall	430	$2,371.00	$1,019,530
23	Hancock	400	$2,000.00	$800,000
48	Haralson	300	$1,000.00	$300,000
31	Harris	300	$2,000.00	$600,000
53	Hart	95	$2,371.00	$225,245
13	Heard	500	$2,371.00	$1,185,500
8	Henry	750	$2,371.00	$1,778,250
45	Houston	150	$2,371.00	$355,650
62	Irwin	40	$2,371.00	$94,840
4	Jackson	1,000	$2,371.00	$2,371,000
52	Jasper	100	$2,371.00	$237,100
17	Jeff Davis	400	$2,371.00	$948,400
70	Jefferson	20	$2,371.00	$47,420
71	Jenkins	15	$2,370.00	$35,550
29	Johnson	300	$2,371.00	$711,300
37	Jones	200	$2,371.00	$474,200
-	Lamar			$0
56	Lanier	75	$2,371.00	$177,825
74	Laurens	50	$50.00	$2,500
56	Lee	75	$2,371.00	$177,825
63	Liberty	40	$2,200.00	$88,000
24	Lincoln	325	$2,371.00	$770,575
22	Long	350	$2,371.00	$829,850
37	Lowndes	200	$2,371.00	$474,200
70	Lumpkin	20	$2,371.00	$47,420
37	Macon	200	$2,371.00	$474,200
37	Madison	200	$2,371.00	$474,200
66	Marion	30	$2,371.00	$71,130
3	McDuffie	1,100	$2,371.00	$2,608,100
-	McIntosh			$0
22	Meriwether	350	$2,371.00	$829,850
73	Miller	15	$1,500.00	$22,500
7	Mitchell	800	$2,371.00	$1,896,800
60	Monroe	50	$2,371.00	$118,550
39	Montgomery	180	$2,371.00	$426,780
37	Morgan	200	$2,371.00	$474,200
52	Murray	100	$2,371.00	$237,100
-	Muscogee			$0
45	Newton	150	$2,371.00	$355,650
30	Oconee	250	$2,500.00	$625,000
40	Oglethorpe	175	$2,371.00	$414,925
37	Paulding	200	$2,371.00	$474,200
42	Peach	175	$2,300.00	$402,500
43	Pickens	200	$2,000.00	$400,000
32	Pierce	250	$2,371.00	$592,750
17	Pike	400	$2,371.00	$948,400
48	Polk	600	$500.00	$300,000
45	Pulaski	150	$2,371.00	$355,650
60	Putnam	50	$2,371.00	$118,550
-	Quitman			$0
29	Rabun	300	$2,371.00	$711,300
-	Randolph			$0

Rank	County	No. Head	$/Hd.	Farm gate
22	Richmond	350	$2,371.00	$829,850
69	Rockdale	25	$2,371.00	$59,275
70	Schley	20	$2,371.00	$47,420
-	Screven			$0
33	Seminole	240	$2,371.00	$569,040
52	Spalding	100	$2,371.00	$237,100
55	Stephens	100	$1,800.00	$180,000
55	Stewart	90	$2,000.00	$180,000
49	Sumter	125	$2,371.00	$296,375
19	Talbot	380	$2,371.00	$900,980
-	Taliaferro			$0
45	Tattnall	150	$2,371.00	$355,650
-	Taylor			$0
60	Telfair	50	$2,371.00	$118,550
37	Terrell	200	$2,371.00	$474,200
37	Thomas	200	$2,371.00	$474,200
70	Tift	20	$2,371.00	$47,420
22	Toombs	350	$2,371.00	$829,850
2	Towns	1,200	$2,371.00	$2,845,200
52	Treutlen	100	$2,371.00	$237,100
32	Troup	250	$2,371.00	$592,750
52	Turner	100	$2,371.00	$237,100
57	Twiggs	70	$2,371.00	$165,970
10	Union	700	$2,371.00	$1,659,700
-	Upson			$0
12	Walker	600	$2,371.00	$1,422,600
35	Walton	200	$2,500.00	$500,000
38	Ware	200	$2,300.00	$460,000
5	Warren	1,300	$1,800.00	$2,340,000
12	Washington	600	$2,371.00	$1,422,600
37	Wayne	200	$2,371.00	$474,200
58	Webster	80	$2,000.00	$160,000
26	Wheeler	297	$2,500.00	$742,500
50	White	110	$2,371.00	$260,810
52	Whitfield	100	$2,371.00	$237,100
45	Wilcox	150	$2,371.00	$355,650
25	Wilkes	300	$2,500.00	$750,000
46	Wilkinson	142	$2,371.00	$336,682
32	Worth	250	$2,371.00	$592,750
	Totals & Avg.	**37,216**		**$84,642,459**

Percent of Livestock/Aquaculture 5.63%

Top Ten Counties by Value - Horses - Raised

County	No. Head	$/Hd.	Farm gate
Fulton	1,250	$2,371.00	$2,963,750
Towns	1,200	$2,371.00	$2,845,200
Banks	1,100	$2,371.00	$2,608,100
McDuffie	1,100	$2,371.00	$2,608,100
Jackson	1,000	$2,371.00	$2,371,000
Warren	1,300	$1,800.00	$2,340,000
Chattooga	900	$2,371.00	$2,133,900
Mitchell	800	$2,371.00	$1,896,800
Ben Hill	750	$2,371.00	$1,778,250
Henry	750	$2,371.00	$1,778,250

Top Ten Counties

For Horses - Raised

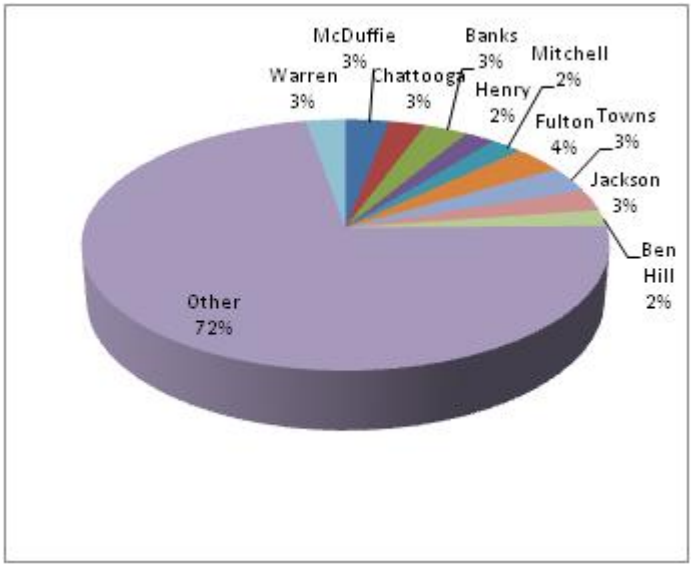

Pork - Farrow to Finish Farm Gate Value 2012

Rank	County	No.	Prod./Head	$/lb	Farm gate
30	Appling	50	3675.0	$0.64	$117,600
33	Atkinson	35	3675.0	$0.64	$82,320
21	Bacon	90	3675.0	$0.64	$211,680
-	Baker				$0
-	Baldwin				$0
5	Banks	820	4500.0	$0.64	$2,361,600
39	Barrow	10	3675.0	$0.64	$23,520
22	Bartow	80	3675.0	$0.64	$188,160
20	Ben Hill	100	3675.0	$0.64	$235,200
7	Berrien	500	3675.0	$0.64	$1,176,000
-	Bibb				$0
-	Bleckley				$0
23	Brantley	75	3675.0	$0.64	$176,400
3	Brooks	1,040	3600.0	$0.72	$2,695,680
-	Bryan				$0
-	Bulloch				$0
33	Burke	35	3675.0	$0.64	$82,320
-	Butts				$0
35	Calhoun	30	3675.0	$0.64	$70,560
-	Camden				$0
8	Candler	300	3900.0	$0.64	$748,800
15	Carroll	200	3675.0	$0.64	$470,400
-	Catoosa				$0
22	Charlton	80	3675.0	$0.64	$188,160
-	Chatham				$0
-	Chattahoochee				$0
32	Chattooga	40	3675.0	$0.64	$94,080
-	Cherokee				$0
-	Clarke				$0
37	Clay	20	3675.0	$0.64	$47,040
-	Clayton				$0
-	Clinch				$0
-	Cobb				$0
7	Coffee	500	3675.0	$0.64	$1,176,000
27	Colquitt	60	3675.0	$0.64	$141,120
-	Columbia				$0
-	Cook				$0
-	Coweta				$0
-	Crawford				$0
-	Crisp				$0
-	Dade				$0
-	Dawson				$0
11	Decatur	250	3675.0	$0.64	$588,000
-	DeKalb				$0
16	Dodge	150	3675.0	$0.65	$358,313
10	Dooly	300	3675.0	$0.60	$661,500
-	Dougherty				$0
-	Douglas				$0
27	Early	60	3675.0	$0.64	$141,120
-	Echols				$0
6	Effingham	750	3675.0	$0.64	$1,764,000
35	Elbert	30	3675.0	$0.64	$70,560
-	Emanuel				$0
-	Evans				$0
-	Fannin				$0
-	Fayette				$0
-	Floyd				$0
-	Forsyth				$0
-	Franklin				$0
-	Fulton				$0

Rank	County	No.	Prod./Head	$/lb	Farm gate
-	Gilmer				$0
19	Glascock	120	3675.0	$0.61	$269,010
-	Glynn				$0
4	Gordon	1,040	3675.0	$0.64	$2,446,080
25	Grady	70	3675.0	$0.65	$167,213
-	Greene				$0
-	Gwinnett				$0
-	Habersham				$0
-	Hall				$0
-	Hancock				$0
23	Haralson	75	3675.0	$0.64	$176,400
-	Harris				$0
-	Hart				$0
-	Heard				$0
-	Henry				$0
-	Houston				$0
-	Irwin				$0
40	Jackson	60	36.8	$0.64	$1,411
32	Jasper	40	3675.0	$0.64	$94,080
32	Jeff Davis	40	3675.0	$0.64	$94,080
32	Jefferson	40	3675.0	$0.64	$94,080
-	Jenkins				$0
-	Johnson				$0
-	Jones				$0
-	Lamar				$0
-	Lanier				$0
-	Laurens				$0
38	Lee	15	3675.0	$0.64	$35,280
-	Liberty				$0
-	Lincoln				$0
27	Long	60	3675.0	$0.64	$141,120
12	Lowndes	200	3675.0	$0.78	$573,300
-	Lumpkin				$0
-	Macon				$0
-	Madison				$0
35	Marion	30	3675.0	$0.64	$70,560
-	McDuffie				$0
-	McIntosh				$0
29	Meriwether	55	3675.0	$0.64	$129,360
2	Miller	1,850	3675.0	$0.64	$4,351,200
-	Mitchell				$0
-	Monroe				$0
-	Montgomery				$0
15	Morgan	200	3675.0	$0.64	$470,400
-	Murray				$0
-	Muscogee				$0
-	Newton				$0
34	Oconee	30	3900.0	$0.64	$74,880
1	Oglethorpe	2,500	3675.0	$0.64	$5,880,000
-	Paulding				$0
-	Peach				$0
36	Pickens	20	3750.0	$0.70	$52,500
-	Pierce				$0
-	Pike				$0
-	Polk				$0
31	Pulaski	50	3675.0	$0.55	$101,063
23	Putnam	75	3675.0	$0.64	$176,400
-	Quitman				$0
-	Rabun				$0
-	Randolph				$0

Rank	County	No.	Prod./Head	$/lb	Farm gate
-	Richmond				$0
-	Rockdale				$0
-	Schley				$0
-	Screven				$0
13	Seminole	220	3675.0	$0.64	$517,440
-	Spalding				$0
37	Stephens	20	3675.0	$0.64	$47,040
37	Stewart	20	3675.0	$0.64	$47,040
-	Sumter				$0
-	Talbot				$0
-	Taliaferro				$0
-	Tattnall				$0
24	Taylor	100	3375.0	$0.51	$172,125
20	Telfair	100	3675.0	$0.64	$235,200
-	Terrell				$0
26	Thomas	70	3675.0	$0.64	$164,640
20	Tift	100	3675.0	$0.64	$235,200
9	Toombs	300	3675.0	$0.64	$705,600
-	Towns				$0
27	Treutlen	60	3675.0	$0.64	$141,120
-	Troup				$0
-	Turner				$0
28	Twiggs	56	3675.0	$0.64	$131,712
-	Union				$0
-	Upson				$0
-	Walker				$0
18	Walton	60	3675.0	$1.25	$275,625
-	Ware				$0
14	Warren	250	3300.0	$0.60	$495,000
-	Washington				$0
-	Wayne				$0
35	Webster	30	3675.0	$0.64	$70,560
17	Wheeler	130	3675.0	$0.64	$305,760
37	White	20	3675.0	$0.64	$47,040
-	Whitfield				$0
-	Wilcox				$0
-	Wilkes				$0
22	Wilkinson	80	3675.0	$0.64	$188,160
39	Worth	10	3675.0	$0.64	$23,520
	Totals & Avg.	**13,801**			**$33,071,332**

Percent of Livestock/Aquaculture 2.20%

Top Ten Counties by Value - Pork - Farrow to Finish

County	No.	Prod./Head	$/lb	Farm gate
Oglethorpe	2,500	3675.0	$0.64	$5,880,000
Miller	1,850	3675.0	$0.64	$4,351,200
Brooks	1,040	3600.0	$0.72	$2,695,680
Gordon	1,040	3675.0	$0.64	$2,446,080
Banks	820	4500.0	$0.64	$2,361,600
Effingham	750	3675.0	$0.64	$1,764,000
Berrien	500	3675.0	$0.64	$1,176,000
Coffee	500	3675.0	$0.64	$1,176,000
Candler	300	3900.0	$0.64	$748,800
Toombs	300	3675.0	$0.64	$705,600

Top Ten Counties

For Pork - Farrow to Finish

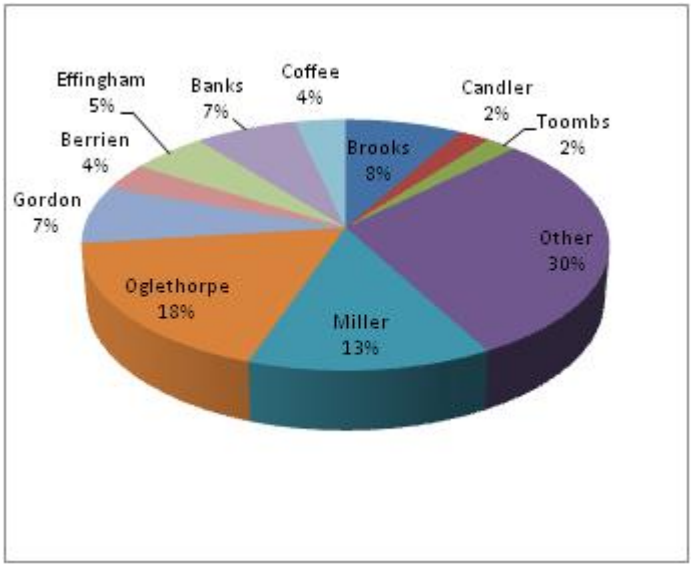

Pork - Feeder Farm Gate Value 2012

Rank	County	No.	Prod./Head	$/lb	Farm gate
26	Appling	50	50.0	$1.30	$48,750
36	Atkinson	24	50.0	$0.52	$9,360
-	Bacon				$0
33	Baker	20	50.0	$1.30	$19,500
-	Baldwin				$0
-	Banks				$0
19	Barrow	100	50.0	$1.30	$97,500
22	Bartow	100	50.0	$0.96	$72,000
-	Ben Hill				$0
12	Berrien	335	50.0	$1.30	$326,625
-	Bibb				$0
-	Bleckley				$0
-	Brantley				$0
-	Brooks				$0
-	Bryan				$0
-	Bulloch				$0
-	Burke				$0
-	Butts				$0
-	Calhoun				$0
-	Camden				$0
5	Candler	2,500	50.0	$1.30	$2,437,500
16	Carroll	300	50.0	$0.96	$216,000
-	Catoosa				$0
25	Charlton	135	50.0	$0.52	$52,650
-	Chatham				$0
-	Chattahoochee				$0
-	Chattooga				$0
-	Cherokee				$0
-	Clarke				$0
29	Clay	35	50.0	$1.30	$34,125
-	Clayton				$0
-	Clinch				$0
-	Cobb				$0
4	Coffee	3,000	50.0	$1.30	$2,925,000
6	Colquitt	2,000	50.0	$1.30	$1,950,000
-	Columbia				$0
-	Cook				$0
-	Coweta				$0
-	Crawford				$0
-	Crisp				$0
-	Dade				$0
-	Dawson				$0
14	Decatur	250	50.0	$1.30	$243,750
-	DeKalb				$0
13	Dodge	300	50.0	$1.30	$292,500
9	Dooly	1,200	50.0	$0.96	$864,000
-	Dougherty				$0
-	Douglas				$0
24	Early	75	50.0	$1.10	$61,875
-	Echols				$0
10	Effingham	750	50.0	$1.30	$731,250
-	Elbert				$0
-	Emanuel				$0
-	Evans				$0
-	Fannin				$0
-	Fayette				$0
3	Floyd	3,500	50.0	$1.30	$3,412,500
-	Forsyth				$0
-	Franklin				$0
-	Fulton				$0

Rank	County	No.	Prod./Head	$/lb	Farm gate
30	Gilmer	25	50.0	$1.35	$25,313
-	Glascock				$0
-	Glynn				$0
-	Gordon				$0
15	Grady	160	50.0	$2.00	$240,000
-	Greene				$0
-	Gwinnett				$0
7	Habersham	1,833	50.0	$1.30	$1,787,175
19	Hall	100	50.0	$1.30	$97,500
-	Hancock				$0
-	Haralson				$0
-	Harris				$0
-	Hart				$0
-	Heard				$0
-	Henry				$0
-	Houston				$0
11	Irwin	200	70.0	$2.00	$420,000
-	Jackson				$0
37	Jasper	5	50.0	$1.30	$4,875
-	Jeff Davis				$0
-	Jefferson				$0
-	Jenkins				$0
-	Johnson				$0
-	Jones				$0
-	Lamar				$0
-	Lanier				$0
-	Laurens				$0
-	Lee				$0
-	Liberty				$0
-	Lincoln				$0
-	Long				$0
-	Lowndes				$0
-	Lumpkin				$0
-	Macon				$0
-	Madison				$0
14	Marion	250	50.0	$1.30	$243,750
-	McDuffie				$0
-	McIntosh				$0
19	Meriwether	100	50.0	$1.30	$97,500
5	Miller	2,500	50.0	$1.30	$2,437,500
-	Mitchell				$0
27	Monroe	45	50.0	$1.30	$43,875
-	Montgomery				$0
-	Morgan				$0
-	Murray				$0
-	Muscogee				$0
-	Newton				$0
33	Oconee	50	50.0	$0.52	$19,500
1	Oglethorpe	56,000	50.0	$1.30	$54,600,000
-	Paulding				$0
-	Peach				$0
32	Pickens	30	40.0	$1.30	$23,400
-	Pierce				$0
-	Pike				$0
-	Polk				$0
-	Pulaski				$0
35	Putnam	10	50.0	$1.30	$9,750
-	Quitman				$0
-	Rabun				$0
-	Randolph				$0

Rank	County	No.	Prod./Head	$/lb	Farm gate
-	Richmond				$0
-	Rockdale				$0
-	Schley				$0
-	Screven				$0
17	Seminole	200	50.0	$1.30	$195,000
-	Spalding				$0
-	Stephens				$0
-	Stewart				$0
-	Sumter				$0
17	Talbot	200	50.0	$1.30	$195,000
-	Taliaferro				$0
2	Tattnall	39,650	46.0	$1.30	$35,566,050
-	Taylor				$0
-	Telfair				$0
-	Terrell				$0
23	Thomas	65	50.0	$1.30	$63,375
31	Tift	25	50.0	$1.30	$24,375
-	Toombs				$0
-	Towns				$0
34	Treutlen	20	50.0	$0.75	$11,250
21	Troup	75	50.0	$1.30	$73,125
-	Turner				$0
17	Twiggs	200	50.0	$1.30	$195,000
-	Union				$0
-	Upson				$0
-	Walker				$0
-	Walton				$0
-	Ware				$0
18	Warren	200	50.0	$1.20	$180,000
-	Washington				$0
-	Wayne				$0
-	Webster				$0
20	Wheeler	90	50.0	$1.30	$87,750
-	White				$0
-	Whitfield				$0
-	Wilcox				$0
8	Wilkes	1,800	50.0	$1.30	$1,755,000
28	Wilkinson	40	50.0	$1.30	$39,000
-	Worth				$0
	Totals & Avg.	**118,547**			**$112,229,948**

Percent of Livestock/Aquaculture 7.47%

Top Ten Counties by Value - Pork - Feeder

County	No.	Prod./Head	$/lb	Farm gate
Oglethorpe	56,000	50.0	$1.30	$54,600,000
Tattnall	39,650	46.0	$1.30	$35,566,050
Floyd	3,500	50.0	$1.30	$3,412,500
Coffee	3,000	50.0	$1.30	$2,925,000
Candler	2,500	50.0	$1.30	$2,437,500
Miller	2,500	50.0	$1.30	$2,437,500
Colquitt	2,000	50.0	$1.30	$1,950,000
Habersham	1,833	50.0	$1.30	$1,787,175
Wilkes	1,800	50.0	$1.30	$1,755,000
Dooly	1,200	50.0	$0.96	$864,000

Top Ten Counties

For Pork - Feeder

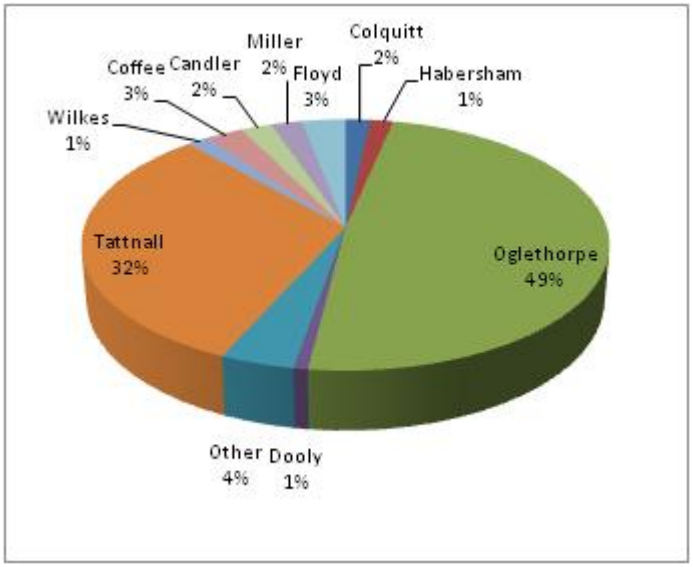

Pork - Finishing Only Farm Gate Value 2012

Rank	County	No.	Prod./Head	$/lb	Farm gate
-	Appling				$0
-	Atkinson				$0
-	Bacon				$0
-	Baker				$0
-	Baldwin				$0
8	Banks	2,799	621.0	$0.64	$1,112,435
-	Barrow				$0
-	Bartow				$0
-	Ben Hill				$0
10	Berrien	2,000	553.5	$0.64	$708,480
-	Bibb				$0
-	Bleckley				$0
-	Brantley				$0
-	Brooks				$0
-	Bryan				$0
7	Bulloch	3,300	594.0	$0.63	$1,234,926
-	Burke				$0
-	Butts				$0
-	Calhoun				$0
-	Camden				$0
5	Candler	5,000	553.5	$0.64	$1,771,200
-	Carroll				$0
-	Catoosa				$0
-	Charlton				$0
-	Chatham				$0
-	Chattahoochee				$0
-	Chattooga				$0
-	Cherokee				$0
-	Clarke				$0
-	Clay				$0
-	Clayton				$0
-	Clinch				$0
-	Cobb				$0
9	Coffee	3,000	553.5	$0.64	$1,062,720
16	Colquitt	200	553.5	$0.64	$70,848
-	Columbia				$0
-	Cook				$0
-	Coweta				$0
-	Crawford				$0
-	Crisp				$0
-	Dade				$0
-	Dawson				$0
15	Decatur	500	553.5	$0.64	$177,120
-	DeKalb				$0
-	Dodge				$0
13	Dooly	1,200	553.5	$0.55	$365,310
-	Dougherty				$0
-	Douglas				$0
-	Early				$0
-	Echols				$0
14	Effingham	750	553.5	$0.64	$265,680
-	Elbert				$0
-	Emanuel				$0
4	Evans	4,362	702.0	$0.64	$1,959,759
-	Fannin				$0
-	Fayette				$0
-	Floyd				$0
-	Forsyth				$0
-	Franklin				$0
-	Fulton				$0
-	Gilmer				$0
-	Glascock				$0
-	Glynn				$0
19	Gordon	55	675.0	$0.64	$23,760
-	Grady				$0
-	Greene				$0
-	Gwinnett				$0
11	Habersham	1,833	553.5	$0.64	$649,322
-	Hall				$0
-	Hancock				$0
-	Haralson				$0
-	Harris				$0
2	Hart	11,000	553.5	$0.64	$3,896,640
-	Heard				$0
-	Henry				$0
-	Houston				$0
-	Irwin				$0
-	Jackson				$0
-	Jasper				$0
10	Jeff Davis	2,000	553.5	$0.64	$708,480
-	Jefferson				$0
-	Jenkins				$0
-	Johnson				$0
-	Jones				$0
3	Lamar	6,000	553.5	$0.64	$2,125,440
-	Lanier				$0
-	Laurens				$0
-	Lee				$0
-	Liberty				$0
-	Lincoln				$0
-	Long				$0
-	Lowndes				$0
-	Lumpkin				$0
-	Macon				$0
-	Madison				$0
-	Marion				$0
-	McDuffie				$0
-	McIntosh				$0
-	Meriwether				$0
12	Miller	1,200	553.5	$0.64	$425,088
-	Mitchell				$0
-	Monroe				$0
3	Montgomery	6,000	553.5	$0.64	$2,125,440
-	Morgan				$0
-	Murray				$0
-	Muscogee				$0
-	Newton				$0
-	Oconee				$0
6	Oglethorpe	3,500	553.5	$0.64	$1,239,840
-	Paulding				$0
-	Peach				$0
-	Pickens				$0
-	Pierce				$0
-	Pike				$0
-	Polk				$0
-	Pulaski				$0
-	Putnam				$0
-	Quitman				$0
-	Rabun				$0
-	Randolph				$0

Rank	County	No.	Prod./Head	$/lb	Farm gate
-	Richmond				$0
-	Rockdale				$0
-	Schley				$0
-	Screven				$0
18	Seminole	90	553.5	$0.64	$31,882
-	Spalding				$0
-	Stephens				$0
-	Stewart				$0
-	Sumter				$0
-	Talbot				$0
-	Taliaferro				$0
1	Tattnall	13,750	715.5	$0.64	$6,296,400
-	Taylor				$0
-	Telfair				$0
-	Terrell				$0
-	Thomas				$0
-	Tift				$0
-	Toombs				$0
-	Towns				$0
-	Treutlen				$0
-	Troup				$0
-	Turner				$0
-	Twiggs				$0
-	Union				$0
-	Upson				$0
-	Walker				$0
-	Walton				$0
-	Ware				$0
-	Warren				$0
-	Washington				$0
-	Wayne				$0
-	Webster				$0
17	Wheeler	130	553.5	$0.64	$46,051
-	White				$0
-	Whitfield				$0
-	Wilcox				$0
-	Wilkes				$0
-	Wilkinson				$0
20	Worth	25	594.0	$0.64	$9,504
	Totals & Avg.	**68,694**			**$26,306,325**

Percent of Livestock/Aquaculture 1.75%

Top Ten Counties by Value - Pork - Finishing Only

County	No.	Prod./Head	$/lb	Farm gate
Tattnall	13,750	715.5	$0.64	$6,296,400
Hart	11,000	553.5	$0.64	$3,896,640
Lamar	6,000	553.5	$0.64	$2,125,440
Montgomery	6,000	553.5	$0.64	$2,125,440
Evans	4,362	702.0	$0.64	$1,959,759
Candler	5,000	553.5	$0.64	$1,771,200
Oglethorpe	3,500	553.5	$0.64	$1,239,840
Bulloch	3,300	594.0	$0.63	$1,234,926
Banks	2,799	621.0	$0.64	$1,112,435
Coffee	3,000	553.5	$0.64	$1,062,720

Top Ten Counties

For Pork - Finishing Only

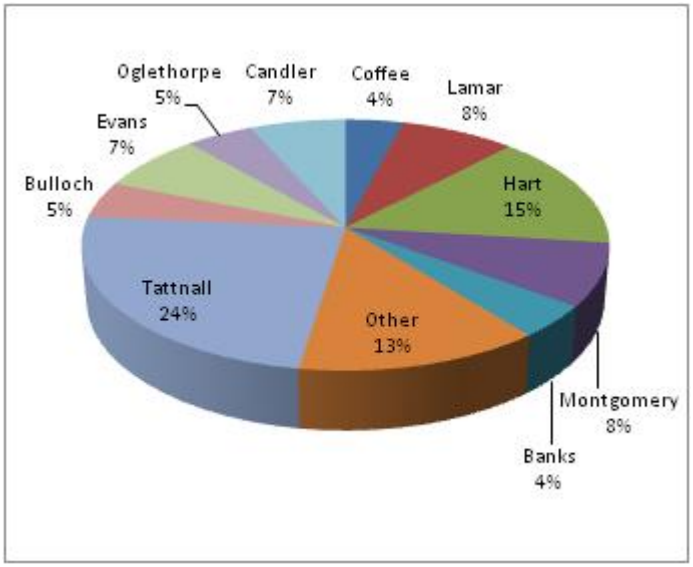

Quail Farm Gate Value 2012

Rank	County	No. Head	$/Hd.	Farm gate
32	Appling	3,000	$3.50	$10,500
34	Atkinson	2,000	$3.50	$7,000
-	Bacon			$0
15	Baker	60,000	$3.50	$210,000
16	Baldwin	30,000	$3.50	$105,000
19	Banks	15,000	$4.00	$60,000
-	Barrow			$0
-	Bartow			$0
40	Ben Hill	650	$4.00	$2,600
-	Berrien			$0
-	Bibb			$0
-	Bleckley			$0
41	Brantley	500	$3.50	$1,750
16	Brooks	30,000	$3.50	$105,000
-	Bryan			$0
14	Bulloch	75,000	$3.50	$262,500
11	Burke	90,000	$3.50	$315,000
43	Butts	400	$3.50	$1,400
-	Calhoun			$0
-	Camden			$0
-	Candler			$0
21	Carroll	15,000	$3.50	$52,500
5	Catoosa	750,000	$3.50	$2,625,000
-	Charlton			$0
-	Chatham			$0
-	Chattahoochee			$0
30	Chattooga	4,000	$3.50	$14,000
-	Cherokee			$0
-	Clarke			$0
-	Clay			$0
-	Clayton			$0
-	Clinch			$0
-	Cobb			$0
12	Coffee	80,000	$3.50	$280,000
9	Colquitt	200,000	$3.50	$700,000
-	Columbia			$0
-	Cook			$0
-	Coweta			$0
-	Crawford			$0
-	Crisp			$0
-	Dade			$0
-	Dawson			$0
18	Decatur	20,000	$3.50	$70,000
-	DeKalb			$0
-	Dodge			$0
-	Dooly			$0
27	Dougherty	7,000	$3.50	$24,500
-	Douglas			$0
23	Early	10,000	$3.75	$37,500
24	Echols	10,000	$3.50	$35,000
45	Effingham	250	$3.50	$875
-	Elbert			$0
24	Emanuel	10,000	$3.50	$35,000
-	Evans			$0
39	Fannin	800	$4.00	$3,200
-	Fayette			$0
18	Floyd	20,000	$3.50	$70,000
-	Forsyth			$0
-	Franklin			$0
-	Fulton			$0

Rank	County	No. Head	$/Hd.	Farm gate
-	Gilmer			$0
-	Glascock			$0
-	Glynn			$0
-	Gordon			$0
15	Grady	60,000	$3.50	$210,000
1	Greene	3,850,000	$3.50	$13,475,000
-	Gwinnett			$0
7	Habersham	300,000	$3.50	$1,050,000
-	Hall			$0
-	Hancock			$0
-	Haralson			$0
19	Harris	15,000	$4.00	$60,000
-	Hart			$0
-	Heard			$0
-	Henry			$0
-	Houston			$0
-	Irwin			$0
3	Jackson	2,500,000	$3.50	$8,750,000
4	Jasper	819,000	$3.50	$2,866,500
24	Jeff Davis	10,000	$3.50	$35,000
20	Jefferson	16,000	$3.50	$56,000
46	Jenkins	150	$3.50	$525
-	Johnson			$0
-	Jones			$0
31	Lamar	3,500	$3.50	$12,250
24	Lanier	10,000	$3.50	$35,000
34	Laurens	2,000	$3.50	$7,000
-	Lee			$0
45	Liberty	250	$3.50	$875
6	Lincoln	900,000	$2.50	$2,250,000
37	Long	1,000	$3.50	$3,500
-	Lowndes			$0
-	Lumpkin			$0
-	Macon			$0
-	Madison			$0
28	Marion	6,500	$3.50	$22,750
-	McDuffie			$0
-	McIntosh			$0
42	Meriwether	470	$3.50	$1,645
17	Miller	25,000	$3.50	$87,500
24	Mitchell	10,000	$3.50	$35,000
-	Monroe			$0
41	Montgomery	500	$3.50	$1,750
-	Morgan			$0
-	Murray			$0
-	Muscogee			$0
34	Newton	2,000	$3.50	$7,000
2	Oconee	2,500,000	$4.00	$10,000,000
-	Oglethorpe			$0
-	Paulding			$0
-	Peach			$0
-	Pickens			$0
-	Pierce			$0
-	Pike			$0
47	Polk	100	$3.50	$350
22	Pulaski	10,000	$4.00	$40,000
21	Putnam	15,000	$3.50	$52,500
-	Quitman			$0
-	Rabun			$0
-	Randolph			$0

Rank	County	No. Head	$/Hd.	Farm gate
36	Richmond	100	$3.50	$3,535
-	Rockdale			$0
21	Schley	15,000	$3.50	$52,500
-	Screven			$0
10	Seminole	100,000	$4.00	$400,000
-	Spalding			$0
25	Stephens	9,100	$3.50	$31,850
-	Stewart			$0
-	Sumter			$0
-	Talbot			$0
-	Taliaferro			$0
17	Tattnall	25,000	$3.50	$87,500
-	Taylor			$0
17	Telfair	25,000	$3.50	$87,500
34	Terrell	2,000	$3.50	$7,000
14	Thomas	75,000	$3.50	$262,500
-	Tift			$0
33	Toombs	2,250	$3.50	$7,875
-	Towns			$0
-	Treutlen			$0
-	Troup			$0
-	Turner			$0
35	Twiggs	1,400	$3.50	$4,900
-	Union			$0
-	Upson			$0
-	Walker			$0
-	Walton			$0
44	Ware	300	$3.50	$1,050
-	Warren			$0
26	Washington	8,000	$3.50	$28,000
-	Wayne			$0
-	Webster			$0
13	Wheeler	66,000	$4.00	$264,000
-	White			$0
-	Whitfield			$0
32	Wilcox	3,000	$3.50	$10,500
29	Wilkes	4,700	$4.00	$18,800
38	Wilkinson	950	$3.50	$3,325
8	Worth	250,000	$3.50	$875,000
	Totals & Avg.	**13,077,870**		**$46,234,305**

Percent of Livestock/Aquaculture 3.08%

Top Ten Counties

For Quail

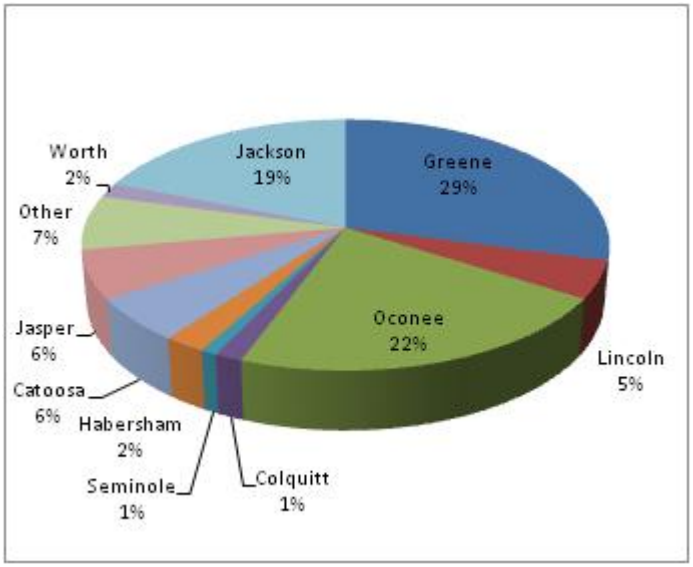

Top Ten Counties by Value - Quail

County	No. Head	$/Hd.	Farm gate
Greene	3,850,000	$3.50	$13,475,000
Oconee	2,500,000	$4.00	$10,000,000
Jackson	2,500,000	$3.50	$8,750,000
Jasper	819,000	$3.50	$2,866,500
Catoosa	750,000	$3.50	$2,625,000
Lincoln	900,000	$2.50	$2,250,000
Habersham	300,000	$3.50	$1,050,000
Worth	250,000	$3.50	$875,000
Colquitt	200,000	$3.50	$700,000
Seminole	100,000	$4.00	$400,000

Sheep Farm Gate Value 2012

Rank	County	No.	Prod./Head	$/Hd.	Farm gate
-	Appling				$0
-	Atkinson				$0
-	Bacon				$0
33	Baker	20	1.250	$150.00	$3,750
-	Baldwin				$0
12	Banks	200	1.250	$150.00	$37,500
-	Barrow				$0
14	Bartow	130	1.250	$150.00	$24,375
-	Ben Hill				$0
33	Berrien	20	1.250	$150.00	$3,750
-	Bibb				$0
-	Bleckley				$0
-	Brantley				$0
20	Brooks	75	1.250	$150.00	$14,063
-	Bryan				$0
15	Bulloch	125	1.250	$150.00	$23,438
17	Burke	100	1.250	$150.00	$18,750
35	Butts	15	1.250	$150.00	$2,813
-	Calhoun				$0
-	Camden				$0
20	Candler	75	1.250	$150.00	$14,063
15	Carroll	125	1.250	$150.00	$23,438
31	Catoosa	30	1.250	$150.00	$5,625
-	Charlton				$0
-	Chatham				$0
-	Chattahoochee				$0
35	Chattooga	15	1.250	$150.00	$2,813
-	Cherokee				$0
15	Clarke	125	1.250	$150.00	$23,438
-	Clay				$0
-	Clayton				$0
30	Clinch	40	1.250	$150.00	$7,500
-	Cobb				$0
17	Coffee	100	1.250	$150.00	$18,750
26	Colquitt	50	1.250	$150.00	$9,375
-	Columbia				$0
26	Cook	50	1.250	$150.00	$9,375
-	Coweta				$0
-	Crawford				$0
-	Crisp				$0
18	Dade	100	1.250	$135.00	$16,875
18	Dawson	90	1.250	$150.00	$16,875
-	Decatur				$0
-	DeKalb				$0
-	Dodge				$0
-	Dooly				$0
13	Dougherty	150	1.250	$150.00	$28,125
-	Douglas				$0
1	Early	350	1.250	$550.00	$240,625
-	Echols				$0
-	Effingham				$0
17	Elbert	100	1.250	$150.00	$18,750
-	Emanuel				$0
36	Evans	10	1.250	$150.00	$1,875
31	Fannin	30	1.250	$150.00	$5,625
-	Fayette				$0
10	Floyd	250	1.250	$150.00	$46,875
33	Forsyth	20	1.250	$150.00	$3,750
13	Franklin	150	1.250	$150.00	$28,125
6	Fulton	380	1.250	$150.00	$71,250
31	Gilmer	30	1.250	$150.00	$5,625
21	Glascock	75	1.250	$140.00	$13,125
-	Glynn				$0
13	Gordon	150	1.250	$150.00	$28,125
34	Grady	17	1.250	$150.00	$3,188
26	Greene	50	1.250	$150.00	$9,375
-	Gwinnett				$0
26	Habersham	50	1.250	$150.00	$9,375
-	Hall				$0
27	Hancock	50	1.250	$140.00	$8,750
31	Haralson	30	1.250	$150.00	$5,625
5	Harris	300	1.250	$200.00	$75,000
-	Hart				$0
26	Heard	50	1.250	$150.00	$9,375
28	Henry	45	1.250	$150.00	$8,438
-	Houston				$0
-	Irwin				$0
8	Jackson	300	1.250	$150.00	$56,250
3	Jasper	500	1.250	$150.00	$93,750
-	Jeff Davis				$0
15	Jefferson	125	1.250	$150.00	$23,438
-	Jenkins				$0
10	Johnson	250	1.250	$150.00	$46,875
26	Jones	50	1.250	$150.00	$9,375
30	Lamar	40	1.250	$150.00	$7,500
30	Lanier	40	1.250	$150.00	$7,500
10	Laurens	250	1.250	$150.00	$46,875
-	Lee				$0
-	Liberty				$0
32	Lincoln	25	1.250	$150.00	$4,688
32	Long	25	1.250	$150.00	$4,688
-	Lowndes				$0
19	Lumpkin	82	1.250	$150.00	$15,375
-	Macon				$0
11	Madison	300	1.250	$120.00	$45,000
4	Marion	450	1.250	$150.00	$84,375
-	McDuffie				$0
-	McIntosh				$0
7	Meriwether	375	1.250	$150.00	$70,313
20	Miller	75	1.250	$150.00	$14,063
12	Mitchell	200	1.250	$150.00	$37,500
26	Monroe	50	1.250	$150.00	$9,375
-	Montgomery				$0
22	Morgan	65	1.250	$150.00	$12,188
-	Murray				$0
-	Muscogee				$0
26	Newton	50	1.250	$150.00	$9,375
9	Oconee	275	1.250	$150.00	$51,563
10	Oglethorpe	250	1.250	$150.00	$46,875
17	Paulding	100	1.250	$150.00	$18,750
29	Peach	50	1.250	$125.00	$7,813
17	Pickens	100	1.250	$150.00	$18,750
-	Pierce				$0
20	Pike	75	1.250	$150.00	$14,063
12	Polk	250	1.250	$120.00	$37,500
25	Pulaski	70	1.250	$120.00	$10,500
23	Putnam	62	1.250	$150.00	$11,625
-	Quitman				$0
16	Rabun	120	1.250	$150.00	$22,500
20	Randolph	75	1.250	$150.00	$14,063

Rank	County	No.	Prod./Head	$/Hd.	Farm gate
30	Richmond	40	1.250	$150.00	$7,500
-	Rockdale				$0
-	Schley				$0
17	Screven	100	1.250	$150.00	$18,750
-	Seminole				$0
-	Spalding				$0
17	Stephens	100	1.250	$150.00	$18,750
-	Stewart				$0
24	Sumter	60	1.250	$150.00	$11,250
-	Talbot				$0
-	Taliaferro				$0
2	Tattnall	600	1.250	$150.00	$112,500
-	Taylor				$0
26	Telfair	50	1.250	$150.00	$9,375
33	Terrell	20	1.250	$150.00	$3,750
33	Thomas	20	1.250	$150.00	$3,750
32	Tift	25	1.250	$150.00	$4,688
32	Toombs	25	1.250	$150.00	$4,688
31	Towns	30	1.250	$150.00	$5,625
-	Treutlen				$0
4	Troup	450	1.250	$150.00	$84,375
24	Turner	60	1.250	$150.00	$11,250
-	Twiggs				$0
-	Union				$0
-	Upson				$0
10	Walker	250	1.250	$150.00	$46,875
-	Walton				$0
-	Ware				$0
13	Warren	150	1.250	$150.00	$28,125
31	Washington	30	1.250	$150.00	$5,625
-	Wayne				$0
-	Webster				$0
-	Wheeler				$0
-	White				$0
-	Whitfield				$0
35	Wilcox	15	1.250	$150.00	$2,813
26	Wilkes	50	1.250	$150.00	$9,375
-	Wilkinson				$0
35	Worth	15	1.250	$150.00	$2,813
	Totals & Avg.	**10,541**			**$2,141,949**

Percent of Livestock/Aquaculture 0.14%

Top Ten Counties by Value - Sheep

County	No.	Prod./Head	$/Hd.	Farm gate
Early	350	1.250	$550.00	$240,625
Tattnall	600	1.250	$150.00	$112,500
Jasper	500	1.250	$150.00	$93,750
Marion	450	1.250	$150.00	$84,375
Troup	450	1.250	$150.00	$84,375
Harris	300	1.250	$200.00	$75,000
Fulton	380	1.250	$150.00	$71,250
Meriwether	375	1.250	$150.00	$70,313
Jackson	300	1.250	$150.00	$56,250
Oconee	275	1.250	$150.00	$51,563

Top Ten Counties

For Sheep

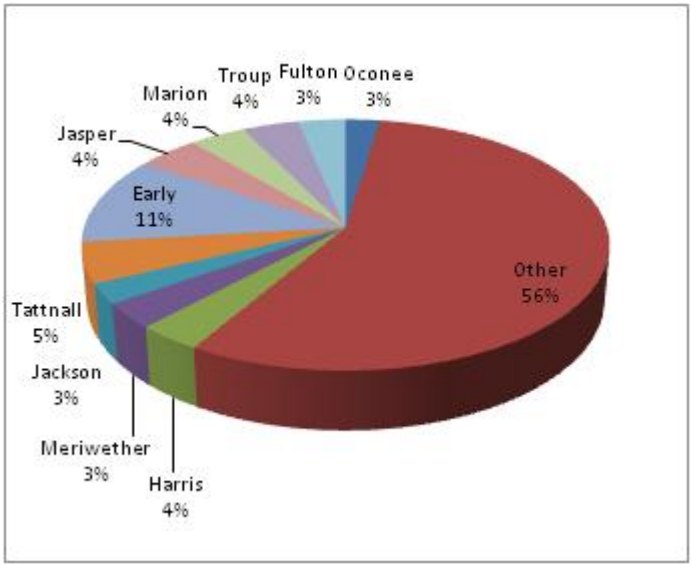

Miscellaneous Livestock & Aquaculture Farm Gate Value 2012

Rank	County	Farm gate
-	Appling	$0
13	Atkinson	$340,000
-	Bacon	$0
-	Baker	$0
-	Baldwin	$0
-	Banks	$0
12	Barrow	$400,000
5	Bartow	$903,600
-	Ben Hill	$0
-	Berrien	$0
-	Bibb	$0
-	Bleckley	$0
-	Brantley	$0
-	Brooks	$0
-	Bryan	$0
-	Bulloch	$0
-	Burke	$0
-	Butts	$0
-	Calhoun	$0
25	Camden	$15,000
-	Candler	$0
-	Carroll	$0
-	Catoosa	$0
-	Charlton	$0
-	Chatham	$0
-	Chattahoochee	$0
-	Chattooga	$0
-	Cherokee	$0
-	Clarke	$0
-	Clay	$0
-	Clayton	$0
-	Clinch	$0
-	Cobb	$0
-	Coffee	$0
21	Colquitt	$43,200
10	Columbia	$500,000
-	Cook	$0
-	Coweta	$0
-	Crawford	$0
-	Crisp	$0
-	Dade	$0
-	Dawson	$0
-	Decatur	$0
-	DeKalb	$0
-	Dodge	$0
-	Dooly	$0
7	Dougherty	$780,000
-	Douglas	$0
-	Early	$0
-	Echols	$0
-	Effingham	$0
-	Elbert	$0
-	Emanuel	$0
-	Evans	$0
14	Fannin	$241,250

Rank	County	Farm gate
-	Fayette	$0
-	Floyd	$0
-	Forsyth	$0
-	Franklin	$0
-	Fulton	$0
26	Gilmer	$10,000
-	Glascock	$0
2	Glynn	$3,628,200
-	Gordon	$0
-	Grady	$0
-	Greene	$0
-	Gwinnett	$0
-	Habersham	$0
-	Hall	$0
-	Hancock	$0
11	Haralson	$480,000
-	Harris	$0
-	Hart	$0
-	Heard	$0
-	Henry	$0
-	Houston	$0
-	Irwin	$0
-	Jackson	$0
-	Jasper	$0
-	Jeff Davis	$0
-	Jefferson	$0
-	Jenkins	$0
-	Johnson	$0
-	Jones	$0
-	Lamar	$0
20	Lanier	$50,000
-	Laurens	$0
4	Lee	$1,560,000
-	Liberty	$0
28	Lincoln	$5,000
-	Long	$0
3	Lowndes	$2,000,000
-	Lumpkin	$0
-	Macon	$0
-	Madison	$0
-	Marion	$0
-	McDuffie	$0
-	McIntosh	$0
-	Meriwether	$0
-	Miller	$0
1	Mitchell	$10,040,000
-	Monroe	$0
-	Montgomery	$0
-	Morgan	$0
-	Murray	$0
-	Muscogee	$0
6	Newton	$800,000
29	Oconee	$3,000
-	Oglethorpe	$0
-	Paulding	$0

Rank	County	Farm gate
-	Peach	$0
-	Pickens	$0
-	Pierce	$0
-	Pike	$0
30	Polk	$750
9	Pulaski	$540,000
27	Putnam	$7,200
-	Quitman	$0
-	Rabun	$0
-	Randolph	$0
-	Richmond	$0
24	Rockdale	$20,000
-	Schley	$0
-	Screven	$0
-	Seminole	$0
-	Spalding	$0
19	Stephens	$70,000
-	Stewart	$0
-	Sumter	$0
-	Talbot	$0
-	Taliaferro	$0
15	Tattnall	$200,000
-	Taylor	$0
17	Telfair	$84,000
-	Terrell	$0
-	Thomas	$0
23	Tift	$24,035
-	Toombs	$0
18	Towns	$75,000
-	Treutlen	$0
-	Troup	$0
-	Turner	$0
-	Twiggs	$0
-	Union	$0
8	Upson	$600,000
-	Walker	$0
22	Walton	$25,000
-	Ware	$0
-	Warren	$0
-	Washington	$0
-	Wayne	$0
16	Webster	$100,000
-	Wheeler	$0
-	White	$0
-	Whitfield	$0
-	Wilcox	$0
-	Wilkes	$0
-	Wilkinson	$0
-	Worth	$0
	Totals & Avg.	**$23,545,235**

Percent of Livestock/Aquaculture 1.57%

Total Livestock & Aquaculture Value 2012

Rank	County	Farm gate Value
18	Appling	$19,177,138
95	Atkinson	$4,885,080
44	Bacon	$9,828,223
91	Baker	$5,409,323
116	Baldwin	$3,146,998
29	Banks	$14,604,035
101	Barrow	$4,512,446
25	Bartow	$16,377,835
74	Ben Hill	$6,306,988
46	Berrien	$9,738,837
126	Bibb	$2,691,088
106	Bleckley	$3,799,063
135	Brantley	$2,125,920
3	Brooks	$49,178,653
148	Bryan	$1,231,250
27	Bulloch	$14,849,462
7	Burke	$32,565,855
125	Butts	$2,765,989
113	Calhoun	$3,345,623
152	Camden	$399,964
62	Candler	$7,710,668
14	Carroll	$22,983,800
71	Catoosa	$6,704,525
144	Charlton	$1,601,061
153	Chatham	$390,854
-	Chattahoochee	$0
50	Chattooga	$9,272,090
38	Cherokee	$11,437,381
127	Clarke	$2,680,281
120	Clay	$2,848,920
132	Clayton	$2,257,889
110	Clinch	$3,482,970
145	Cobb	$1,438,875
28	Coffee	$14,717,254
26	Colquitt	$16,124,406
69	Columbia	$7,015,990
108	Cook	$3,649,363
6	Coweta	$44,153,320
128	Crawford	$2,518,517
102	Crisp	$4,409,534
114	Dade	$3,262,145
115	Dawson	$3,183,383
39	Decatur	$11,335,840
154	Dekalb	$385,000
56	Dodge	$8,264,007
92	Dooly	$5,254,694
45	Dougherty	$9,770,160
141	Douglas	$1,743,220
43	Early	$9,884,470
136	Echols	$2,077,738
60	Effingham	$7,882,956
63	Elbert	$7,476,856
72	Emanuel	$6,522,698
99	Evans	$4,597,264

Rank	County	Farm gate Value
111	Fannin	$3,365,535
88	Fayette	$5,475,870
21	Floyd	$17,162,918
53	Forsyth	$8,353,434
35	Franklin	$12,318,125
100	Fulton	$4,571,563
84	Gilmer	$5,629,501
112	Glascock	$3,355,675
85	Glynn	$5,609,245
20	Gordon	$18,616,070
34	Grady	$13,116,840
10	Greene	$28,330,502
139	Gwinnett	$1,856,438
36	Habersham	$11,591,620
15	Hall	$22,901,845
118	Hancock	$3,024,483
107	Haralson	$3,779,133
40	Harris	$10,577,025
23	Hart	$16,959,343
105	Heard	$3,994,707
37	Henry	$11,487,454
123	Houston	$2,827,373
89	Irwin	$5,458,141
9	Jackson	$29,417,055
13	Jasper	$23,626,694
81	Jeff Davis	$5,793,625
22	Jefferson	$17,140,833
83	Jenkins	$5,673,468
59	Johnson	$8,009,113
77	Jones	$6,122,428
67	Lamar	$7,245,749
138	Lanier	$2,031,280
61	Laurens	$7,753,390
11	Lee	$26,488,220
149	Liberty	$755,000
65	Lincoln	$7,305,751
124	Long	$2,767,648
55	Lowndes	$8,266,000
140	Lumpkin	$1,791,037
4	Macon	$49,097,370
47	Madison	$9,506,990
130	Marion	$2,466,503
41	McDuffie	$10,291,447
-	McIntosh	$0
30	Meriwether	$14,558,282
19	Miller	$19,091,632
8	Mitchell	$32,376,776
93	Monroe	$5,251,355
58	Montgomery	$8,017,283
5	Morgan	$48,243,847
87	Murray	$5,549,281
-	Muscogee	$0
51	Newton	$9,025,031
16	Oconee	$22,717,843

Rank	County	Farm gate Value
1	Oglethorpe	$79,474,475
103	Paulding	$4,158,900
133	Peach	$2,254,576
119	Pickens	$2,903,876
76	Pierce	$6,147,500
96	Pike	$4,799,669
94	Polk	$5,077,252
131	Pulaski	$2,437,820
12	Putnam	$25,104,589
155	Quitman	$373,500
122	Rabun	$2,829,213
121	Randolph	$2,834,070
109	Richmond	$3,499,584
64	Rockdale	$7,419,925
151	Schley	$579,951
147	Screven	$1,333,706
54	Seminole	$8,304,908
143	Spalding	$1,637,896
24	Stephens	$16,529,390
150	Stewart	$621,353
31	Sumter	$14,252,426
79	Talbot	$5,846,669
-	Taliaferro	$0
2	Tattnall	$49,916,810
142	Taylor	$1,690,140
104	Telfair	$4,150,215
117	Terrell	$3,143,450
33	Thomas	$13,461,959
82	Tift	$5,770,816
80	Toombs	$5,821,982
70	Towns	$6,906,153
134	Treutlen	$2,214,173
68	Troup	$7,112,677
98	Turner	$4,756,775
129	Twiggs	$2,498,957
97	Union	$4,786,081
66	Upson	$7,298,901
49	Walker	$9,358,255
52	Walton	$8,813,532
75	Ware	$6,252,328
42	Warren	$10,053,265
78	Washington	$5,891,877
86	Wayne	$5,577,955
137	Webster	$2,044,936
73	Wheeler	$6,338,212
48	White	$9,442,346
57	Whitfield	$8,213,489
90	Wilcox	$5,427,846
17	Wilkes	$21,707,129
146	Wilkinson	$1,339,961
32	Worth	$14,222,993
	Totals & Avg.	**$1,503,356,122**

2012 Georgia Poultry and Eggs Farm Gate Value

$5,726,286,237

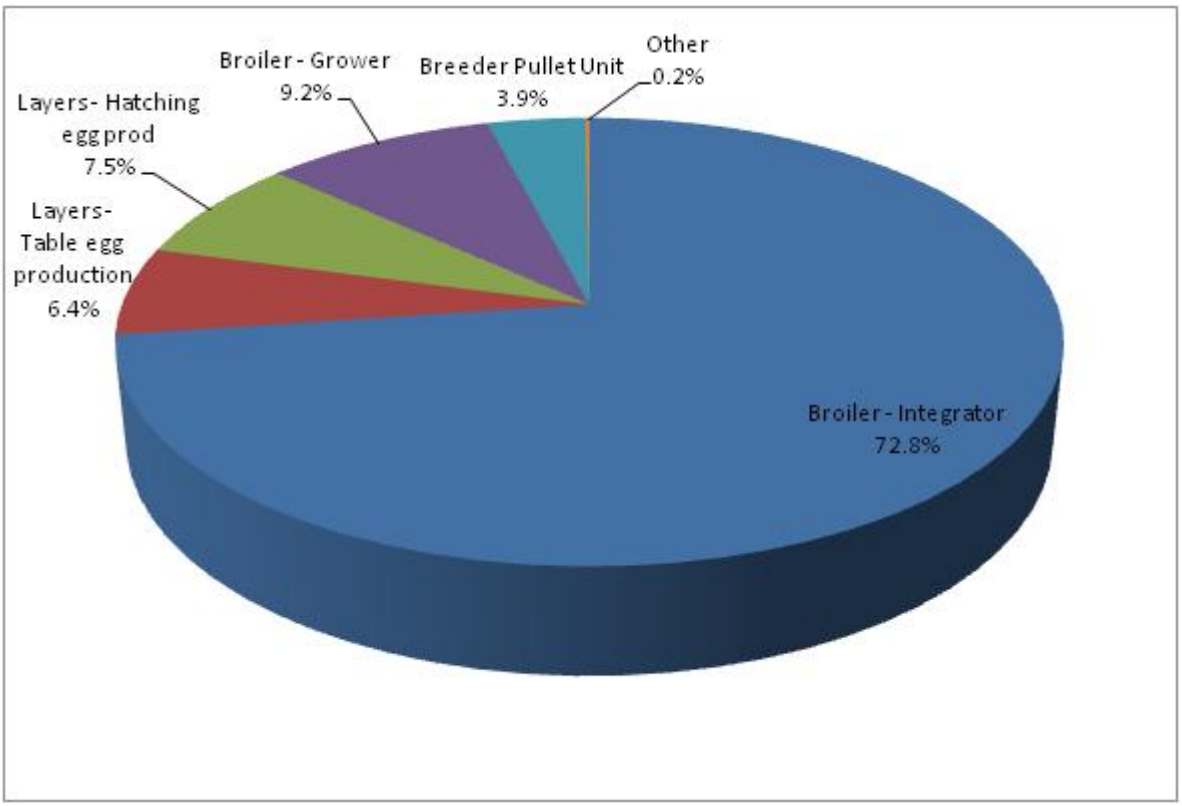

Broiler - Total (Grower & Integrator) Farm Gate Value 2012

Rank	County	# Houses	GROWER FG Value	INTEGRATOR FG Value	TOTAL BROILER FG Value
29	Appling	85	$5,117,299	$42,644,160	$47,761,459
22	Atkinson	170	$6,325,632	$52,713,600	$59,039,232
68	Bacon	20	$1,119,744	$9,331,200	$10,450,944
34	Baker	72	$3,696,192	$30,801,600	$34,497,792
81	Baldwin	10		$2,973,696	$2,973,696
4	Banks	498	$24,232,919	$201,940,992	$226,173,911
44	Barrow	73	$2,835,402	$23,628,348	$26,463,750
28	Bartow	117	$5,204,010	$43,366,752	$48,570,762
67	Ben Hill	24	$1,144,627	$9,538,560	$10,683,187
73	Berrien	14	$766,403	$6,386,688	$7,153,091
77	Bibb	10	$347,556	$3,475,560	$3,823,116
76	Bleckley	5	$2,016,000	$2,016,000	$4,032,000
---	Brantley				
62	Brooks	20	$718,848	$11,381,760	$12,100,608
---	Bryan				
58	Bulloch	32	$1,638,973	$13,658,112	$15,297,085
---	Burke				
---	Butts				
48	Calhoun	48	$2,438,554	$20,321,280	$22,759,834
---	Camden				
97	Candler	2	$72,000	$600,000	$672,000
7	Carroll	435	$19,348,243	$175,893,120	$195,241,363
36	Catoosa	96	$3,558,298	$29,652,480	$33,210,778
---	Charlton				
---	Chatham				
---	Chattahoochee				
84	Chattooga	7	$348,480	$2,178,000	$2,526,480
32	Cherokee	87	$3,869,649	$32,247,072	$36,116,721
63	Clarke	19	$6,019,200	$6,019,200	$12,038,400
---	Clay				
---	Clayton				
---	Clinch				
---	Cobb				
13	Coffee	339	$12,614,054	$105,117,120	$117,731,174
5	Colquitt	419	$22,160,809	$184,673,412	$206,834,221
---	Columbia				
49	Cook	35	$2,395,008	$19,958,400	$22,353,408
---	Coweta				
37	Crawford	65	$3,369,600	$28,080,000	$31,449,600
72	Crisp	18	$855,360	$7,128,000	$7,983,360
54	Dade	45	$1,701,311	$16,662,840	$18,364,152
31	Dawson	128	$4,598,415	$38,320,128	$42,918,543
79	Decatur	72	$3,483,648		$3,483,648
---	DeKalb				
71	Dodge	18	$858,470	$7,153,920	$8,012,390
56	Dooly	61	$1,897,344	$15,811,200	$17,708,544
90	Dougherty	4	$172,224	$1,435,200	$1,607,424
---	Douglas				
94	Early	4	$137,779	$1,148,160	$1,285,939
---	Echols				
---	Effingham				
18	Elbert	205	$8,312,832	$69,273,600	$77,586,432
---	Emanuel				
50	Evans	49	$2,071,970	$19,922,792	$21,994,763
53	Fannin	46	$1,995,891	$16,632,422	$18,628,313
100	Fayette	5	$52		$52
21	Floyd	121	$6,913,843	$57,615,360	$64,529,203
93	Forsyth	45	$1,478,373		$1,478,373

Rank	County	# Houses	GROWER FG Value	INTEGRATOR FG Value	TOTAL BROILER FG Value
1	Franklin	830	$35,168,760	$293,073,000	$328,241,760
---	Fulton				
9	Gilmer	420	$18,223,350	$151,861,248	$170,084,598
---	Glascock				
---	Glynn				
12	Gordon	325	$14,321,736	$119,347,800	$133,669,536
38	Grady	68	$3,293,784	$27,448,200	$30,741,984
55	Greene	52	$3,082,420	$14,976,000	$18,058,420
98	Gwinnett	7	$377,395		$377,395
3	Habersham	600	$26,763,264	$223,027,200	$249,790,464
6	Hall	492	$21,546,861	$179,557,171	$201,104,032
---	Hancock				
41	Haralson	65	$3,144,960	$26,208,000	$29,352,960
---	Harris				
8	Hart	438	$19,041,468	$158,678,903	$177,720,371
30	Heard	114	$5,023,624	$41,863,536	$46,887,160
---	Henry				
61	Houston	30	$1,311,552	$10,929,600	$12,241,152
65	Irwin	10	$7,419,984	$3,946,800	$11,366,784
11	Jackson	500	$29,491,200	$120,000,000	$149,491,200
88	Jasper	5	$217,800	$1,650,000	$1,867,800
43	Jeff Davis	48	$2,897,179	$24,143,155	$27,040,334
---	Jefferson				
---	Jenkins				
---	Johnson				
75	Jones	13	$569,328	$4,744,397	$5,313,724
46	Lamar	59	$2,142,691	$21,426,912	$23,569,603
---	Lanier				
---	Laurens				
---	Lee				
---	Liberty				
---	Lincoln				
66	Long	23	$1,210,761	$10,089,677	$11,300,438
---	Lowndes				
40	Lumpkin	72	$3,153,199	$26,276,659	$29,429,858
14	Macon	240	$10,245,312	$85,377,600	$95,622,912
2	Madison	625	$32,400,000	$270,000,000	$302,400,000
39	Marion	76	$3,158,274	$26,318,952	$29,477,226
---	McDuffie				
---	McIntosh				
---	Meriwether				
82	Miller	6	$311,040	$2,592,000	$2,903,040
16	Mitchell	205		$93,357,000	$93,357,000
42	Monroe	73	$3,041,963	$25,349,688	$28,391,651
---	Montgomery				
24	Morgan	142	$6,209,812	$51,748,435	$57,958,247
15	Murray	188	$10,065,370	$83,878,080	$93,943,450
---	Muscogee				
---	Newton				
35	Oconee	82	$3,657,646	$30,480,384	$34,138,030
10	Oglethorpe	350	$18,018,000	$150,150,000	$168,168,000
57	Paulding	38	$1,721,491	$14,345,760	$16,067,251
---	Peach				
26	Pickens	210	$5,443,200	$45,360,000	$50,803,200
95	Pierce	4	$116,085	$967,373	$1,083,458
70	Pike	23	$835,286	$8,352,864	$9,188,150
59	Polk	34	$1,542,240	$12,852,000	$14,394,240
33	Pulaski	96	$3,801,600	$31,680,000	$35,481,600
---	Putnam				
---	Quitman				
80	Rabun	12	$353,894	$2,949,120	$3,303,014
---	Randolph				

Rank	County	# Houses	GROWER FG Value	INTEGRATOR FG Value	TOTAL BROILER FG Value
---	Richmond				
---	Rockdale				
45	Schley	66	$2,742,712	$22,855,932	$25,598,644
---	Screven				
---	Seminole				
86	Spalding	8	$316,800	$2,112,000	$2,428,800
27	Stephens	134	$5,433,754	$45,281,280	$50,715,034
78	Stewart	10	$409,464	$3,412,200	$3,821,664
47	Sumter	56	$2,522,742	$21,022,848	$23,545,590
---	Talbot				
---	Taliaferro				
17	Tattnall	200	$8,489,318	$70,744,320	$79,233,638
52	Taylor	50	$2,090,880	$17,424,000	$19,514,880
---	Telfair				
---	Terrell				
92	Thomas	4	$160,301	$1,335,840	$1,496,141
---	Tift				
85	Toombs	6	$261,191	$2,176,589	$2,437,779
99	Towns	2	$82,944		$82,944
---	Treutlen				
---	Troup				
60	Turner	32	$1,393,920	$11,616,000	$13,009,920
---	Twiggs				
96	Union	10	$950,400		$950,400
51	Upson	50	$1,797,120	$17,971,200	$19,768,320
19	Walker	170	$7,561,382	$63,011,520	$70,572,902
64	Walton	33	$1,276,007	$10,633,392	$11,909,399
83	Ware	10	$290,212	$2,418,432	$2,708,644
---	Warren				
---	Washington				
87	Wayne	4	$207,471	$1,728,922	$1,936,392
91	Webster	4	$163,786	$1,364,880	$1,528,666
---	Wheeler				
20	White	190	$6,934,118	$57,784,320	$64,718,438
23	Whitfield	116	$6,210,547	$51,754,560	$57,965,107
74	Wilcox	151	$6,261,837		$6,261,837
25	Wilkes	110	$6,067,354	$50,561,280	$56,628,634
89	Wilkinson	4	$190,080	$1,584,000	$1,774,080
69	Worth	28	$1,112,832	$9,273,600	$10,386,432

Percent of Poultry/Eggs 77.52%

Top Ten Counties by Value - Broilers

Rank	County	# Houses	GROWER FG Value	INTEGRATOR FG Value	TOTAL BROILER FG Value
1	Franklin	830	$35,168,760	$293,073,000	$328,241,760
2	Madison	625	$32,400,000	$270,000,000	$302,400,000
3	Habersham	600	$26,763,264	$223,027,200	$249,790,464
4	Banks	498	$24,232,919	$201,940,992	$226,173,911
5	Colquitt	419	$22,160,809	$184,673,412	$206,834,221
6	Hall	492	$21,546,861	$179,557,171	$201,104,032
7	Carroll	435	$19,348,243	$175,893,120	$195,241,363
8	Hart	438	$19,041,468	$158,678,903	$177,720,371
9	Gilmer	420	$18,223,350	$151,861,248	$170,084,598
10	Oglethorpe	350	$18,018,000	$150,150,000	$168,168,000

Top Ten Counties

For Broilers

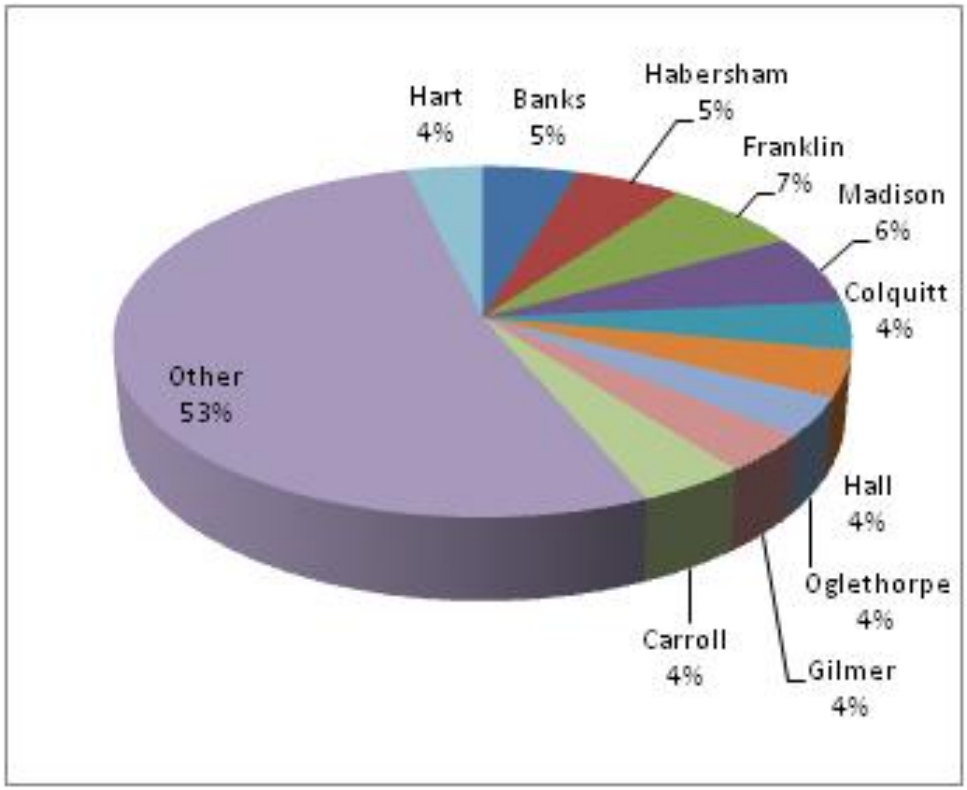

Breeder Pullet Unit Farm Gate Value 2012

Rank	County	No.	Capacity	Price	Farm gate
22	Appling	8	12,000	$12.25	$1,176,000
34	Atkinson	2	14,000	$12.25	$343,000
-	Bacon				$0
-	Baker				$0
-	Baldwin				$0
27	Banks	48	1,200	$12.25	$705,600
23	Barrow	9	10,000	$12.25	$1,102,500
26	Bartow	5	12,000	$12.25	$735,000
-	Ben Hill				$0
21	Berrien	10	11,600	$12.25	$1,421,000
-	Bibb				$0
-	Bleckley				$0
-	Brantley				$0
-	Brooks				$0
-	Bryan				$0
-	Bulloch				$0
-	Burke				$0
-	Butts				$0
-	Calhoun				$0
-	Camden				$0
-	Candler				$0
4	Carroll	40	26,000	$12.25	$12,740,000
-	Catoosa				$0
-	Charlton				$0
-	Chatham				$0
-	Chattahoochee				$0
26	Chattooga	5	12,000	$12.25	$735,000
-	Cherokee				$0
-	Clarke				$0
-	Clay				$0
-	Clayton				$0
-	Clinch				$0
-	Cobb				$0
16	Coffee	14	14,000	$12.25	$2,401,000
6	Colquitt	22	21,000	$12.25	$5,659,500
-	Columbia				$0
-	Cook				$0
-	Coweta				$0
-	Crawford				$0
-	Crisp				$0
32	Dade	2	12,000	$18.00	$432,000
14	Dawson	21	12,000	$12.25	$3,087,000
-	Decatur				$0
-	DeKalb				$0
-	Dodge				$0
-	Dooly				$0
-	Dougherty				$0
-	Douglas				$0
-	Early				$0
-	Echols				$0
-	Effingham				$0
-	Elbert				$0
-	Emanuel				$0
35	Evans	2	12,000	$12.25	$294,000
31	Fannin	4	12,000	$12.25	$588,000
-	Fayette				$0
-	Floyd				$0
29	Forsyth	6	9,000	$12.25	$661,500
11	Franklin	28	12,000	$12.25	$4,116,000
-	Fulton				$0
10	Gilmer	29	12,000	$12.25	$4,263,000
-	Glascock				$0
-	Glynn				$0
24	Gordon	9	8,000	$12.25	$882,000
12	Grady	24	13,500	$12.25	$3,969,000
36	Greene	2	11,500	$12.25	$281,750
33	Gwinnett	1	30,000	$12.25	$367,500
2	Habersham	150	12,000	$12.25	$22,050,000
3	Hall	52	30,000	$12.25	$19,110,000
-	Hancock				$0
-	Haralson				$0
-	Harris				$0
5	Hart	43	12,000	$12.25	$6,321,000
8	Heard	31	12,000	$12.25	$4,557,000
-	Henry				$0
-	Houston				$0
-	Irwin				$0
1	Jackson	66	120,000	$12.25	$97,020,000
15	Jasper	3	78,000	$12.25	$2,866,500
-	Jeff Davis				$0
-	Jefferson				$0
-	Jenkins				$0
-	Johnson				$0
-	Jones				$0
-	Lamar				$0
-	Lanier				$0
-	Laurens				$0
-	Lee				$0
-	Liberty				$0
-	Lincoln				$0
-	Long				$0
-	Lowndes				$0
22	Lumpkin	8	12,000	$12.25	$1,176,000
9	Macon	22	16,000	$12.25	$4,312,000
7	Madison	30	13,000	$12.25	$4,777,500
28	Marion	4	14,000	$12.25	$686,000
-	McDuffie				$0
-	McIntosh				$0
-	Meriwether				$0
-	Miller				$0
-	Mitchell				$0
-	Monroe				$0
-	Montgomery				$0
-	Morgan				$0
17	Murray	16	12,000	$12.25	$2,352,000
-	Muscogee				$0
-	Newton				$0
30	Oconee	4	12,000	$12.50	$600,000
13	Oglethorpe	23	12,668	$12.25	$3,569,209
-	Paulding				$0
-	Peach				$0
19	Pickens	12	12,000	$12.25	$1,764,000
37	Pierce	1	20,000	$12.25	$245,000
-	Pike				$0
-	Polk				$0
-	Pulaski				$0
-	Putnam				$0
-	Quitman				$0
-	Rabun				$0
-	Randolph				$0

Rank	County	No.	Capacity	Price	Farm gate
-	Richmond				$0
-	Rockdale				$0
-	Schley				$0
-	Screven				$0
-	Seminole				$0
-	Spalding				$0
-	Stephens				$0
-	Stewart				$0
23	Sumter	6	15,000	$12.25	$1,102,500
-	Talbot				$0
-	Taliaferro				$0
25	Tattnall	6	11,000	$12.25	$808,500
-	Taylor				$0
-	Telfair				$0
-	Terrell				$0
-	Thomas				$0
-	Tift				$0
-	Toombs				$0
-	Towns				$0
-	Treutlen				$0
-	Troup				$0
-	Turner				$0
-	Twiggs				$0
18	Union	10	15,000	$12.25	$1,837,500
-	Upson				$0
-	Walker				$0
-	Walton				$0
19	Ware	12	12,000	$12.25	$1,764,000
-	Warren				$0
-	Washington				$0
-	Wayne				$0
-	Webster				$0
-	Wheeler				$0
20	White	10	12,000	$12.25	$1,470,000
31	Whitfield	4	12,000	$12.25	$588,000
-	Wilcox				$0
-	Wilkes				$0
-	Wilkinson				$0
-	Worth				$0
	Totals & Avg.	**804**	**22,823**	**$12**	**$224,937,059**

Percent of Poultry/Eggs 3.93%

Top Ten Counties by Value - Breeder Pullet Unit

County	No.	Capacity	Price	Farm gate
Jackson	66	120,000	$12.25	$97,020,000
Habersham	150	12,000	$12.25	$22,050,000
Hall	52	30,000	$12.25	$19,110,000
Carroll	40	26,000	$12.25	$12,740,000
Hart	43	12,000	$12.25	$6,321,000
Colquitt	22	21,000	$12.25	$5,659,500
Madison	30	13,000	$12.25	$4,777,500
Heard	31	12,000	$12.25	$4,557,000
Macon	22	16,000	$12.25	$4,312,000
Gilmer	29	12,000	$12.25	$4,263,000

Top Ten Counties

For Breeder Pullet Unit

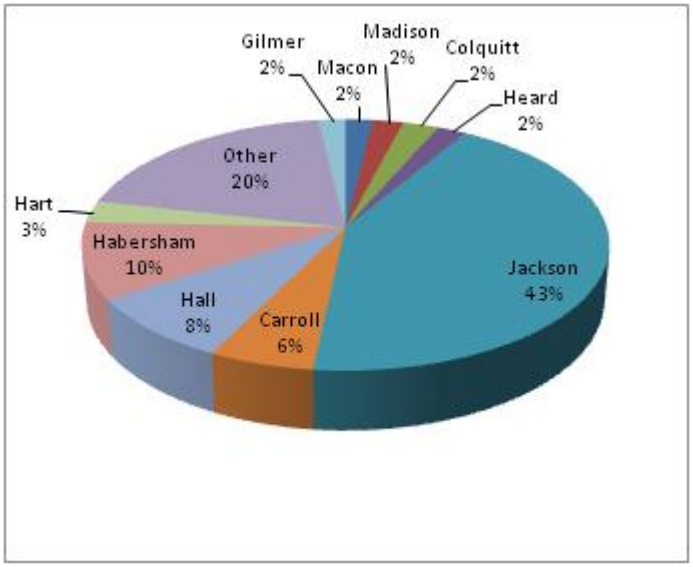

Hatching Layers Farm Gate Value 2012

Rank	County	No.	Capacity	Price	Farm gate
18	Appling	24	10,000	$33.75	$8,100,000
33	Atkinson	5	12,500	$33.75	$2,109,375
-	Bacon				$0
21	Baker	20	8,000	$33.75	$5,400,000
-	Baldwin				$0
7	Banks	50	10,000	$33.75	$16,875,000
44	Barrow	2	7,500	$33.75	$506,250
37	Bartow	4	10,000	$33.75	$1,350,000
-	Ben Hill				$0
15	Berrien	24	11,000	$33.75	$8,910,000
-	Bibb				$0
-	Bleckley				$0
-	Brantley				$0
27	Brooks	8	11,700	$33.75	$3,159,000
-	Bryan				$0
-	Bulloch				$0
-	Burke				$0
-	Butts				$0
-	Calhoun				$0
46	Camden	1,000	5	$33.75	$168,750
39	Candler	3	12,000	$33.75	$1,215,000
10	Carroll	35	10,000	$33.75	$11,812,500
-	Catoosa				$0
-	Charlton				$0
-	Chatham				$0
-	Chattahoochee				$0
28	Chattooga	9	10,000	$33.75	$3,037,500
43	Cherokee	2	10,000	$33.75	$675,000
-	Clarke				$0
-	Clay				$0
-	Clayton				$0
-	Clinch				$0
-	Cobb				$0
1	Coffee	11	125,000	$33.75	$46,406,250
12	Colquitt	28	10,500	$33.75	$9,922,500
-	Columbia				$0
30	Cook	8	10,000	$33.75	$2,700,000
-	Coweta				$0
-	Crawford				$0
-	Crisp				$0
22	Dade	14	10,000	$34.00	$4,760,000
-	Dawson				$0
30	Decatur	8	10,000	$33.75	$2,700,000
-	DeKalb				$0
-	Dodge				$0
-	Dooly				$0
-	Dougherty				$0
-	Douglas				$0
-	Early				$0
-	Echols				$0
-	Effingham				$0
6	Elbert	60	10,000	$33.75	$20,250,000
-	Emanuel				$0
35	Evans	5	10,000	$33.75	$1,687,500
21	Fannin	16	10,000	$33.75	$5,400,000
-	Fayette				$0
-	Floyd				$0
-	Forsyth				$0
2	Franklin	103	10,000	$33.75	$34,762,500
-	Fulton				$0

Rank	County	No.	Capacity	Price	Farm gate
8	Gilmer	46	10,000	$33.75	$15,525,000
-	Glascock				$0
-	Glynn				$0
11	Gordon	30	10,000	$33.75	$10,125,000
29	Grady	9	9,300	$33.75	$2,824,875
-	Greene				$0
-	Gwinnett				$0
5	Habersham	80	10,000	$33.75	$27,000,000
14	Hall	28	10,000	$33.75	$9,450,000
-	Hancock				$0
-	Haralson				$0
-	Harris				$0
3	Hart	88	11,000	$33.75	$32,670,000
16	Heard	26	10,000	$33.75	$8,775,000
-	Henry				$0
-	Houston				$0
43	Irwin	2	10,000	$33.75	$675,000
4	Jackson	90	10,000	$35.00	$31,500,000
42	Jasper	2	12,000	$33.75	$810,000
38	Jeff Davis	3	13,000	$33.75	$1,316,250
-	Jefferson				$0
-	Jenkins				$0
-	Johnson				$0
-	Jones				$0
-	Lamar				$0
45	Lanier	2	5,000	$33.75	$337,500
-	Laurens				$0
-	Lee				$0
-	Liberty				$0
-	Lincoln				$0
24	Long	2	67,000	$33.75	$4,522,500
-	Lowndes				$0
19	Lumpkin	20	10,000	$33.75	$6,750,000
13	Macon	22	13,000	$33.75	$9,652,500
19	Madison	20	10,000	$33.75	$6,750,000
36	Marion	4	10,500	$33.75	$1,417,500
-	McDuffie				$0
-	McIntosh				$0
-	Meriwether				$0
-	Miller				$0
21	Mitchell	16	10,000	$33.75	$5,400,000
-	Monroe				$0
-	Montgomery				$0
41	Morgan	2	13,000	$33.75	$877,500
20	Murray	18	10,000	$33.75	$6,075,000
-	Muscogee				$0
-	Newton				$0
-	Oconee				$0
23	Oglethorpe	14	10,000	$33.75	$4,725,000
-	Paulding				$0
-	Peach				$0
-	Pickens				$0
-	Pierce				$0
-	Pike				$0
-	Polk				$0
-	Pulaski				$0
34	Putnam	2	25,500	$33.75	$1,721,250
-	Quitman				$0
-	Rabun				$0
-	Randolph				$0

Rank	County	No.	Capacity	Price	Farm gate
-	Richmond				$0
-	Rockdale				$0
43	Schley	2	10,000	$33.75	$675,000
-	Screven				$0
-	Seminole				$0
-	Spalding				$0
25	Stephens	10	10,000	$33.75	$3,375,000
-	Stewart				$0
-	Sumter				$0
-	Talbot				$0
-	Taliaferro				$0
9	Tattnall	35	10,500	$33.75	$12,403,125
-	Taylor				$0
-	Telfair				$0
-	Terrell				$0
37	Thomas	4	10,000	$33.75	$1,350,000
-	Tift				$0
26	Toombs	8	12,000	$33.75	$3,240,000
-	Towns				$0
-	Treutlen				$0
-	Troup				$0
-	Turner				$0
-	Twiggs				$0
35	Union	5	10,000	$33.75	$1,687,500
-	Upson				$0
40	Walker	3	10,000	$33.75	$1,012,500
-	Walton				$0
32	Ware	7	10,000	$33.75	$2,362,500
-	Warren				$0
-	Washington				$0
-	Wayne				$0
-	Webster				$0
-	Wheeler				$0
17	White	25	10,000	$33.75	$8,437,500
11	Whitfield	30	10,000	$33.75	$10,125,000
31	Wilcox	9	8,000	$33.75	$2,430,000
-	Wilkes				$0
-	Wilkinson				$0
43	Worth	2	10,000	$33.75	$675,000
	Totals & Avg.	**2,105**	**6,016**	**$34**	**$428,580,125**

Percent of Poultry/Eggs 7.48%

Top Ten Counties by Value - Hatching Layers

County	No.	Capacity	Price	Farm gate
Coffee	11	125,000	$33.75	$46,406,250
Franklin	103	10,000	$33.75	$34,762,500
Hart	88	11,000	$33.75	$32,670,000
Jackson	90	10,000	$35.00	$31,500,000
Habersham	80	10,000	$33.75	$27,000,000
Elbert	60	10,000	$33.75	$20,250,000
Banks	50	10,000	$33.75	$16,875,000
Gilmer	46	10,000	$33.75	$15,525,000
Tattnall	35	10,500	$33.75	$12,403,125
Carroll	35	10,000	$33.75	$11,812,500

Top Ten Counties

For Hatching Layers

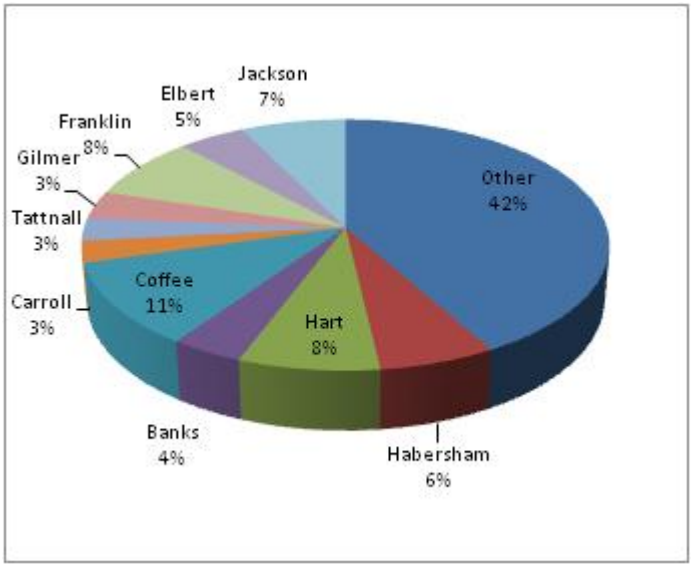

Table Layers Farm Gate Value 2012

Rank	County	No.	Capacity	Price	Farm gate
-	Appling				$0
-	Atkinson				$0
8	Bacon	6	72,000	$31.25	$13,500,000
-	Baker				$0
-	Baldwin				$0
4	Banks	8	125,000	$31.25	$31,250,000
-	Barrow				$0
-	Bartow				$0
-	Ben Hill				$0
-	Berrien				$0
-	Bibb				$0
-	Bleckley				$0
6	Brantley	10	92,000	$31.25	$28,750,000
-	Brooks				$0
-	Bryan				$0
-	Bulloch				$0
-	Burke				$0
-	Butts				$0
-	Calhoun				$0
-	Camden				$0
-	Candler				$0
-	Carroll				$0
-	Catoosa				$0
12	Charlton	10	14,000	$31.25	$4,375,000
-	Chatham				$0
-	Chattahoochee				$0
-	Chattooga				$0
-	Cherokee				$0
-	Clarke				$0
-	Clay				$0
-	Clayton				$0
-	Clinch				$0
24	Cobb	10	12	$31.25	$3,750
-	Coffee				$0
-	Colquitt				$0
-	Columbia				$0
-	Cook				$0
-	Coweta				$0
-	Crawford				$0
-	Crisp				$0
-	Dade				$0
-	Dawson				$0
-	Decatur				$0
-	DeKalb				$0
-	Dodge				$0
-	Dooly				$0
-	Dougherty				$0
-	Douglas				$0
-	Early				$0
-	Echols				$0
-	Effingham				$0
-	Elbert				$0
-	Emanuel				$0
-	Evans				$0
-	Fannin				$0
-	Fayette				$0
-	Floyd				$0
-	Forsyth				$0
13	Franklin	13	10,000	$31.25	$4,062,500
-	Fulton				$0
-	Gilmer				$0
-	Glascock				$0
-	Glynn				$0
15	Gordon	3	33,500	$31.25	$3,140,625
-	Grady				$0
-	Greene				$0
-	Gwinnett				$0
-	Habersham				$0
7	Hall	20	40,000	$31.25	$25,000,000
-	Hancock				$0
-	Haralson				$0
-	Harris				$0
1	Hart	20	115,000	$31.25	$71,875,000
-	Heard				$0
-	Henry				$0
-	Houston				$0
-	Irwin				$0
2	Jackson	30	60,000	$31.25	$56,250,000
5	Jasper	14	70,000	$31.25	$30,625,000
18	Jeff Davis	8	10,000	$31.25	$2,500,000
-	Jefferson				$0
-	Jenkins				$0
-	Johnson				$0
-	Jones				$0
-	Lamar				$0
-	Lanier				$0
-	Laurens				$0
-	Lee				$0
-	Liberty				$0
-	Lincoln				$0
-	Long				$0
-	Lowndes				$0
-	Lumpkin				$0
-	Macon				$0
9	Madison	30	12,000	$31.25	$11,250,000
-	Marion				$0
-	McDuffie				$0
-	McIntosh				$0
-	Meriwether				$0
-	Miller				$0
-	Mitchell				$0
-	Monroe				$0
14	Montgomery	4	30,500	$31.25	$3,812,500
11	Morgan	2	100,000	$31.25	$6,250,000
-	Murray				$0
-	Muscogee				$0
-	Newton				$0
-	Oconee				$0
-	Oglethorpe				$0
-	Paulding				$0
-	Peach				$0
-	Pickens				$0
16	Pierce	2	50,000	$31.25	$3,125,000
-	Pike				$0
22	Polk	8	700	$31.25	$175,000
-	Pulaski				$0
3	Putnam	15	110,000	$31.25	$51,562,500
-	Quitman				$0
-	Rabun				$0
-	Randolph				$0

Rank	County	No.	Capacity	Price	Farm gate
-	Richmond				$0
-	Rockdale				$0
-	Schley				$0
23	Screven	1	500	$31.25	$15,625
-	Seminole				$0
-	Spalding				$0
-	Stephens				$0
-	Stewart				$0
-	Sumter				$0
-	Talbot				$0
-	Taliaferro				$0
-	Tattnall				$0
-	Taylor				$0
21	Telfair	3	10,000	$31.25	$937,500
-	Terrell				$0
-	Thomas				$0
-	Tift				$0
-	Toombs				$0
-	Towns				$0
-	Treutlen				$0
-	Troup				$0
-	Turner				$0
-	Twiggs				$0
19	Union	6	7,500	$31.25	$1,406,250
-	Upson				$0
-	Walker				$0
17	Walton	2	42,000	$31.25	$2,625,000
-	Ware				$0
-	Warren				$0
-	Washington				$0
10	Wayne	5	67,500	$31.25	$10,546,875
-	Webster				$0
-	Wheeler				$0
20	White	4	10,000	$31.25	$1,250,000
-	Whitfield				$0
-	Wilcox				$0
-	Wilkes				$0
-	Wilkinson				$0
-	Worth				$0
	Totals & Avg.	**234**	**49,817**	**$31**	**$364,288,125**

Percent of Poultry/Eggs 6.36%

Top Ten Counties by Value - Table Layers

County	No.	Capacity	Price	Farm gate
Hart	20	115,000	$31.25	$71,875,000
Jackson	30	60,000	$31.25	$56,250,000
Putnam	15	110,000	$31.25	$51,562,500
Banks	8	125,000	$31.25	$31,250,000
Jasper	14	70,000	$31.25	$30,625,000
Brantley	10	92,000	$31.25	$28,750,000
Hall	20	40,000	$31.25	$25,000,000
Bacon	6	72,000	$31.25	$13,500,000
Madison	30	12,000	$31.25	$11,250,000
Wayne	5	67,500	$31.25	$10,546,875

Top Ten Counties

For Table Layers

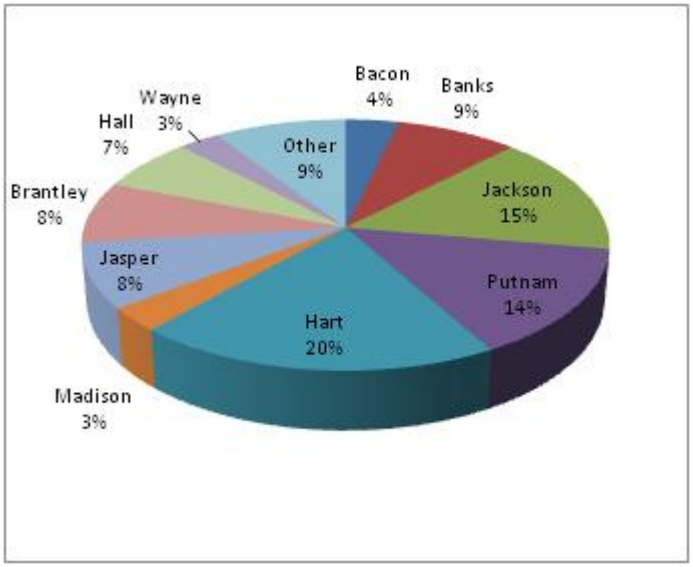

Miscellaneous Poultry Farm Gate Value 2012

Rank	County	Farm gate
-	Appling	$0
-	Atkinson	$0
-	Bacon	$0
-	Baker	$0
-	Baldwin	$0
5	Banks	$675,000
8	Barrow	$50,000
-	Bartow	$0
-	Ben Hill	$0
-	Berrien	$0
-	Bibb	$0
-	Bleckley	$0
-	Brantley	$0
-	Brooks	$0
-	Bryan	$0
-	Bulloch	$0
-	Burke	$0
-	Butts	$0
-	Calhoun	$0
-	Camden	$0
-	Candler	$0
-	Carroll	$0
-	Catoosa	$0
-	Charlton	$0
-	Chatham	$0
-	Chattahoochee	$0
-	Chattooga	$0
-	Cherokee	$0
-	Clarke	$0
-	Clay	$0
-	Clayton	$0
-	Clinch	$0
-	Cobb	$0
6	Coffee	$339,000
-	Colquitt	$0
-	Columbia	$0
-	Cook	$0
-	Coweta	$0
-	Crawford	$0
-	Crisp	$0
-	Dade	$0
-	Dawson	$0
-	Decatur	$0
-	DeKalb	$0
-	Dodge	$0
-	Dooly	$0
-	Dougherty	$0
-	Douglas	$0
4	Early	$1,320,000
-	Echols	$0
-	Effingham	$0
-	Elbert	$0
-	Emanuel	$0
-	Evans	$0
-	Fannin	$0

Rank	County	Farm gate
-	Fayette	$0
-	Floyd	$0
-	Forsyth	$0
-	Franklin	$0
-	Fulton	$0
-	Gilmer	$0
-	Glascock	$0
-	Glynn	$0
-	Gordon	$0
-	Grady	$0
-	Greene	$0
-	Gwinnett	$0
-	Habersham	$0
-	Hall	$0
-	Hancock	$0
-	Haralson	$0
-	Harris	$0
-	Hart	$0
10	Heard	$10,000
-	Henry	$0
-	Houston	$0
-	Irwin	$0
-	Jackson	$0
-	Jasper	$0
-	Jeff Davis	$0
-	Jefferson	$0
-	Jenkins	$0
-	Johnson	$0
-	Jones	$0
-	Lamar	$0
-	Lanier	$0
-	Laurens	$0
-	Lee	$0
-	Liberty	$0
-	Lincoln	$0
-	Long	$0
-	Lowndes	$0
-	Lumpkin	$0
-	Macon	$0
-	Madison	$0
-	Marion	$0
-	McDuffie	$0
-	McIntosh	$0
-	Meriwether	$0
-	Miller	$0
-	Mitchell	$0
-	Monroe	$0
-	Montgomery	$0
1	Morgan	$2,720,000
-	Murray	$0
-	Muscogee	$0
2	Newton	$2,251,250
7	Oconee	$216,000
-	Oglethorpe	$0
-	Paulding	$0

Rank	County	Farm gate
-	Peach	$0
-	Pickens	$0
-	Pierce	$0
-	Pike	$0
12	Polk	$3,600
-	Pulaski	$0
-	Putnam	$0
-	Quitman	$0
-	Rabun	$0
-	Randolph	$0
-	Richmond	$0
11	Rockdale	$5,000
-	Schley	$0
-	Screven	$0
-	Seminole	$0
-	Spalding	$0
-	Stephens	$0
-	Stewart	$0
-	Sumter	$0
-	Talbot	$0
-	Taliaferro	$0
-	Tattnall	$0
-	Taylor	$0
-	Telfair	$0
-	Terrell	$0
-	Thomas	$0
-	Tift	$0
-	Toombs	$0
-	Towns	$0
-	Treutlen	$0
-	Troup	$0
-	Turner	$0
-	Twiggs	$0
-	Union	$0
3	Upson	$2,000,000
-	Walker	$0
9	Walton	$30,000
-	Ware	$0
-	Warren	$0
13	Washington	$1,000
-	Wayne	$0
-	Webster	$0
-	Wheeler	$0
-	White	$0
-	Whitfield	$0
-	Wilcox	$0
-	Wilkes	$0
-	Wilkinson	$0
-	Worth	$0
	Totals & Avg.	**$9,620,850**

Percent of Poultry/Eggs
0.17%

Total Poultry & Egg Value 2012

Rank	County	Farm gate
26	Appling	$57,037,459
24	Atkinson	$61,491,607
53	Bacon	$23,950,944
33	Baker	$39,897,792
92	Baldwin	$2,973,696
6	Banks	$275,679,511
47	Barrow	$28,122,500
31	Bartow	$50,655,762
74	Ben Hill	$10,683,187
61	Berrien	$17,484,091
88	Bibb	$3,823,116
87	Bleckley	$4,032,000
45	Brantley	$28,750,000
65	Brooks	$15,259,608
-	Bryan	$0
64	Bulloch	$15,297,085
-	Burke	$0
-	Butts	$0
56	Calhoun	$22,759,834
106	Camden	$168,750
99	Candler	$1,887,000
9	Carroll	$219,793,863
40	Catoosa	$33,210,778
86	Charlton	$4,375,000
-	Chatham	$0
-	Chattahoochee	$0
80	Chattooga	$6,298,980
36	Cherokee	$36,791,721
72	Clarke	$12,038,400
-	Clay	$0
-	Clayton	$0
-	Clinch	$0
110	Cobb	$3,750
12	Coffee	$166,877,424
8	Colquitt	$222,416,221
-	Columbia	$0
49	Cook	$25,053,408
-	Coweta	$0
42	Crawford	$31,449,600
78	Crisp	$7,983,360
55	Dade	$23,556,152
32	Dawson	$46,005,543
81	Decatur	$6,183,648
-	DeKalb	$0
77	Dodge	$8,012,390
60	Dooly	$17,708,544
101	Dougherty	$1,607,424
-	Douglas	$0
95	Early	$2,605,939
-	Echols	$0
-	Effingham	$0
17	Elbert	$97,836,432
-	Emanuel	$0
52	Evans	$23,976,263

Rank	County	Farm gate
51	Fannin	$24,616,313
112	Fayette	$52
23	Floyd	$64,529,203
98	Forsyth	$2,139,873
1	Franklin	$371,182,760
-	Fulton	$0
10	Gilmer	$189,872,598
-	Glascock	$0
-	Glynn	$0
13	Gordon	$147,817,161
34	Grady	$37,535,859
59	Greene	$18,340,170
104	Gwinnett	$744,895
4	Habersham	$298,840,464
7	Hall	$254,664,032
-	Hancock	$0
44	Haralson	$29,352,960
-	Harris	$0
5	Hart	$288,586,371
25	Heard	$60,229,160
-	Henry	$0
70	Houston	$12,241,152
71	Irwin	$12,041,784
2	Jackson	$334,261,200
37	Jasper	$36,169,300
43	Jeff Davis	$30,856,584
-	Jefferson	$0
-	Jenkins	$0
-	Johnson	$0
84	Jones	$5,313,724
54	Lamar	$23,569,603
105	Lanier	$337,500
-	Laurens	$0
-	Lee	$0
-	Liberty	$0
-	Lincoln	$0
63	Long	$15,822,938
-	Lowndes	$0
35	Lumpkin	$37,355,858
14	Macon	$109,587,412
3	Madison	$325,177,500
41	Marion	$31,580,726
-	McDuffie	$0
-	McIntosh	$0
-	Meriwether	$0
93	Miller	$2,903,040
16	Mitchell	$98,757,000
46	Monroe	$28,391,651
90	Montgomery	$3,812,500
22	Morgan	$67,805,747
15	Murray	$102,370,450
-	Muscogee	$0
97	Newton	$2,251,250
39	Oconee	$34,954,030

Rank	County	Farm gate
11	Oglethorpe	$176,462,209
62	Paulding	$16,067,251
-	Peach	$0
30	Pickens	$52,567,200
85	Pierce	$4,453,458
75	Pike	$9,188,150
66	Polk	$14,572,840
38	Pulaski	$35,481,600
29	Putnam	$53,283,750
-	Quitman	$0
91	Rabun	$3,303,014
-	Randolph	$0
-	Richmond	$0
109	Rockdale	$5,000
48	Schley	$26,273,644
108	Screven	$15,625
-	Seminole	$0
96	Spalding	$2,428,800
28	Stephens	$54,090,034
89	Stewart	$3,821,664
50	Sumter	$24,648,090
-	Talbot	$0
-	Taliaferro	$0
18	Tattnall	$92,445,263
58	Taylor	$19,514,880
103	Telfair	$937,500
-	Terrell	$0
94	Thomas	$2,846,141
-	Tift	$0
83	Toombs	$5,677,779
107	Towns	$82,944
-	Treutlen	$0
-	Troup	$0
68	Turner	$13,009,920
-	Twiggs	$0
82	Union	$5,881,650
57	Upson	$21,768,320
20	Walker	$71,585,402
67	Walton	$14,564,399
79	Ware	$6,835,144
-	Warren	$0
111	Washington	$1,000
69	Wayne	$12,483,267
102	Webster	$1,528,666
-	Wheeler	$0
19	White	$75,875,938
21	Whitfield	$68,678,107
76	Wilcox	$8,691,837
27	Wilkes	$56,628,634
100	Wilkinson	$1,774,080
73	Worth	$11,061,432
	Georgia	**$5,726,286,237**

2012 Georgia Ag and Nature Based Tourism and Other Income Farm Gate Value

$557,097,254

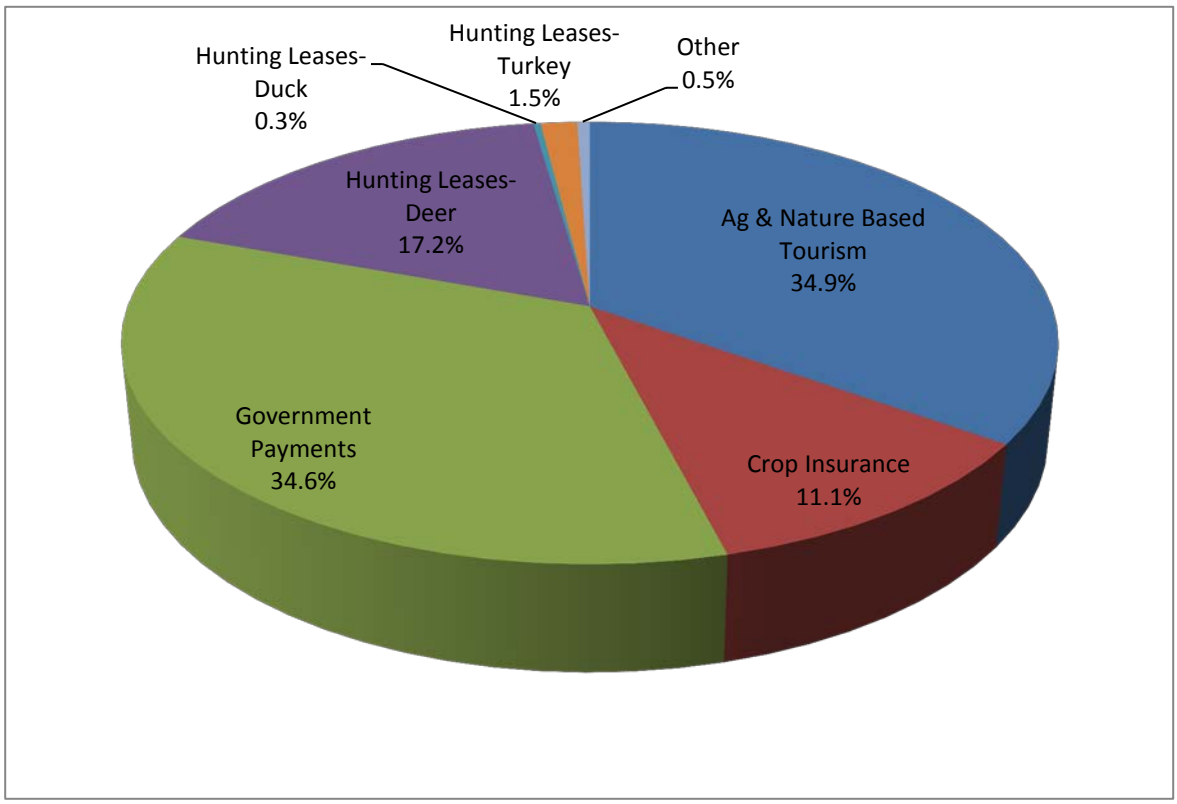

Ag & Nature-Based Tourism Farm Gate Value 2012

Rank	County	Farm gate Value
-	Appling	$0
-	Atkinson	$0
71	Bacon	$180,000
44	Baker	$572,500
40	Baldwin	$670,750
113	Banks	$27,000
61	Barrow	$256,000
91	Bartow	$77,750
124	Ben Hill	$6,063
127	Berrien	$4,800
43	Bibb	$604,550
-	Bleckley	$0
98	Brantley	$58,000
87	Brooks	$104,900
-	Bryan	$0
18	Bulloch	$1,355,100
73	Burke	$169,250
32	Butts	$800,000
69	Calhoun	$210,000
50	Camden	$400,000
105	Candler	$41,300
62	Carroll	$243,000
-	Catoosa	$0
59	Charlton	$303,700
109	Chatham	$36,000
-	Chattahoochee	$0
84	Chattooga	$131,500
26	Cherokee	$1,024,500
36	Clarke	$716,000
24	Clay	$1,035,250
37	Clayton	$712,000
55	Clinch	$342,500
100	Cobb	$50,000
121	Coffee	$10,000
17	Colquitt	$1,378,785
42	Columbia	$623,500
20	Cook	$1,275,000
49	Coweta	$427,000
-	Crawford	$0
29	Crisp	$925,750
67	Dade	$220,150
39	Dawson	$686,000
117	Decatur	$19,300
12	Dekalb	$2,029,659
64	Dodge	$229,000
76	Dooly	$150,000
126	Dougherty	$5,000
101	Douglas	$48,000
53	Early	$362,250
54	Echols	$350,000
129	Effingham	$3,750
68	Elbert	$220,000
16	Emanuel	$1,515,000
70	Evans	$191,250
6	Fannin	$5,542,000
47	Fayette	$465,000
25	Floyd	$1,034,750
93	Forsyth	$75,000
-	Franklin	$0
-	Fulton	$0

Rank	County	Farm gate Value
5	Gilmer	$6,340,000
65	Glascock	$226,400
2	Glynn	$41,647,720
112	Gordon	$30,000
23	Grady	$1,066,450
123	Greene	$7,500
121	Gwinnett	$10,000
19	Habersham	$1,308,500
13	Hall	$1,915,500
45	Hancock	$503,850
128	Haralson	$4,500
14	Harris	$1,687,100
95	Hart	$70,200
111	Heard	$32,500
77	Henry	$146,700
-	Houston	$0
31	Irwin	$833,750
-	Jackson	$0
7	Jasper	$3,991,650
103	Jeff Davis	$47,000
60	Jefferson	$270,000
131	Jenkins	$2,650
120	Johnson	$11,250
115	Jones	$22,325
125	Lamar	$6,000
28	Lanier	$960,000
-	Laurens	$0
100	Lee	$50,000
99	Liberty	$56,345
27	Lincoln	$973,000
38	Long	$699,250
48	Lowndes	$430,000
51	Lumpkin	$387,000
132	Macon	$1,600
-	Madison	$0
107	Marion	$37,500
52	McDuffie	$380,000
-	McIntosh	$0
56	Meriwether	$331,350
-	Miller	$0
1	Mitchell	$55,412,500
130	Monroe	$3,125
79	Montgomery	$141,000
116	Morgan	$20,300
74	Murray	$168,528
94	Muscogee	$71,106
35	Newton	$720,750
46	Oconee	$479,250
66	Oglethorpe	$221,000
80	Paulding	$140,800
85	Peach	$125,500
78	Pickens	$142,800
-	Pierce	$0
122	Pike	$9,000
88	Polk	$96,250
119	Pulaski	$12,295
8	Putnam	$3,534,350
-	Quitman	$0
11	Rabun	$2,036,500
96	Randolph	$63,750

Rank	County	Farm gate Value
30	Richmond	$912,600
22	Rockdale	$1,132,931
133	Schley	$1,000
108	Screven	$36,700
102	Seminole	$47,700
-	Spalding	$0
118	Stephens	$16,300
86	Stewart	$105,136
-	Sumter	$0
110	Talbot	$33,900
-	Taliaferro	$0
89	Tattnall	$92,500
114	Taylor	$22,500
-	Telfair	$0
75	Terrell	$153,700
3	Thomas	$15,782,475
58	Tift	$305,000
4	Toombs	$7,500,000
9	Towns	$2,635,000
106	Treutlen	$39,600
10	Troup	$2,312,000
72	Turner	$176,000
90	Twiggs	$92,000
34	Union	$785,000
32	Upson	$800,000
63	Walker	$233,500
41	Walton	$638,250
-	Ware	$0
15	Warren	$1,515,300
92	Washington	$76,000
57	Wayne	$324,380
97	Webster	$62,500
82	Wheeler	$137,200
21	White	$1,243,250
121	Whitfield	$10,000
83	Wilcox	$132,000
81	Wilkes	$137,500
104	Wilkinson	$43,000
33	Worth	$798,500
	Totals & Avg.	**$194,138,372**

Percent of Other Income 34.85%

Top Ten Counties by Value - Ag & Nature-Based Tourism

County	Farm gate Value
Mitchell	$55,412,500
Glynn	$41,647,720
Thomas	$15,782,475
Toombs	$7,500,000
Gilmer	$6,340,000
Fannin	$5,542,000
Jasper	$3,991,650
Putnam	$3,534,350
Towns	$2,635,000
Troup	$2,312,000

Top Ten Counties

For Ag & Nature-Based Tourism

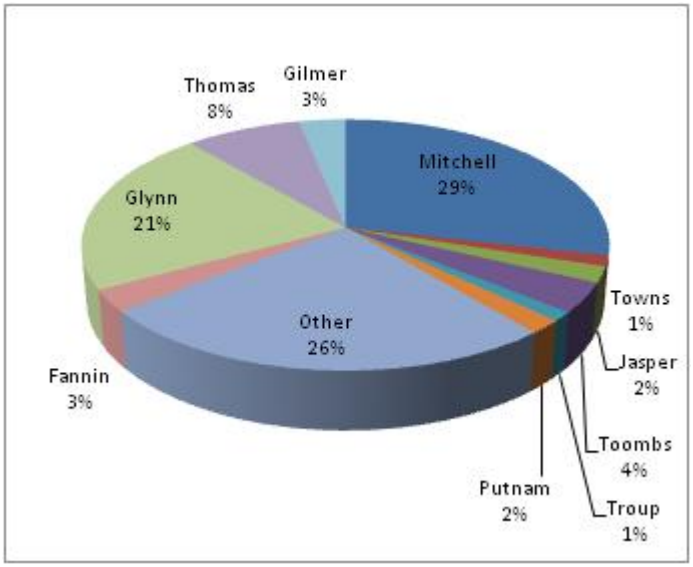

Crop Insurance Farm Gate Value 2012

Rank	County	Farm gate Value
14	Appling	$1,183,986
44	Atkinson	$373,136
10	Bacon	$1,900,442
4	Baker	$3,069,177
-	Baldwin	$0
-	Banks	$0
-	Barrow	$0
69	Bartow	$92,043
57	Ben Hill	$174,588
21	Berrien	$919,773
82	Bibb	$37,023
58	Bleckley	$168,871
43	Brantley	$382,034
28	Brooks	$627,935
61	Bryan	$161,823
37	Bulloch	$481,778
49	Burke	$284,386
-	Butts	$0
31	Calhoun	$559,121
-	Camden	$0
45	Candler	$365,042
-	Carroll	$0
103	Catoosa	$2,238
106	Charlton	$1,516
-	Chatham	$0
-	Chattahoochee	$0
68	Chattooga	$102,306
-	Cherokee	$0
-	Clarke	$0
47	Clay	$348,809
-	Clayton	$0
19	Clinch	$1,051,337
-	Cobb	$0
20	Coffee	$955,690
17	Colquitt	$1,128,538
-	Columbia	$0
27	Cook	$677,992
80	Coweta	$39,223
75	Crawford	$49,888
40	Crisp	$394,912
92	Dade	$15,441
-	Dawson	$0
5	Decatur	$2,655,536
-	DeKalb	$0
52	Dodge	$220,591
8	Dooly	$2,184,246
48	Dougherty	$324,966
-	Douglas	$0
7	Early	$2,396,969
91	Echols	$16,807
34	Effingham	$546,117
-	Elbert	$0
71	Emanuel	$71,267
18	Evans	$1,120,315
-	Fannin	$0
104	Fayette	$1,858
32	Floyd	$553,994
-	Forsyth	$0
-	Franklin	$0
-	Fulton	$0

Rank	County	Farm gate Value
-	Gilmer	$0
-	Glascock	$0
-	Glynn	$0
81	Gordon	$37,161
33	Grady	$548,705
93	Greene	$11,570
-	Gwinnett	$0
-	Habersham	$0
78	Hall	$41,848
-	Hancock	$0
105	Haralson	$1,656
-	Harris	$0
99	Hart	$5,457
-	Heard	$0
95	Henry	$6,511
36	Houston	$498,367
50	Irwin	$261,611
-	Jackson	$0
-	Jasper	$0
41	Jeff Davis	$389,519
74	Jefferson	$55,244
54	Jenkins	$204,861
79	Johnson	$40,816
-	Jones	$0
-	Lamar	$0
55	Lanier	$200,977
51	Laurens	$244,566
15	Lee	$1,182,778
98	Liberty	$5,839
-	Lincoln	$0
63	Long	$139,861
46	Lowndes	$357,473
96	Lumpkin	$6,309
30	Macon	$594,927
107	Madison	$757
66	Marion	$104,796
-	McDuffie	$0
-	McIntosh	$0
70	Meriwether	$83,550
2	Miller	$3,789,621
6	Mitchell	$2,592,894
73	Monroe	$59,332
62	Montgomery	$147,204
77	Morgan	$45,780
97	Murray	$6,120
-	Muscogee	$0
102	Newton	$3,392
94	Oconee	$8,671
89	Oglethorpe	$23,008
-	Paulding	$0
53	Peach	$219,991
-	Pickens	$0
23	Pierce	$868,228
86	Pike	$26,948
88	Polk	$24,009
39	Pulaski	$412,857
-	Putnam	$0
100	Quitman	$5,337
84	Rabun	$29,005
22	Randolph	$914,402

Rank	County	Farm gate Value
-	Richmond	$0
-	Rockdale	$0
67	Schley	$103,965
35	Screven	$538,006
13	Seminole	$1,323,790
-	Spalding	$0
-	Stephens	$0
60	Stewart	$163,095
12	Sumter	$1,769,066
-	Talbot	$0
-	Taliaferro	$0
1	Tattnall	$5,046,313
65	Taylor	$126,280
25	Telfair	$776,523
9	Terrell	$1,906,382
38	Thomas	$433,054
24	Tift	$828,657
3	Toombs	$3,635,585
-	Towns	$0
72	Treutlen	$62,142
-	Troup	$0
59	Turner	$164,975
76	Twiggs	$48,542
-	Union	$0
90	Upson	$19,579
87	Walker	$24,654
83	Walton	$31,112
29	Ware	$622,162
-	Warren	$0
64	Washington	$137,579
11	Wayne	$1,877,621
26	Webster	$736,904
42	Wheeler	$386,525
85	White	$28,417
-	Whitfield	$0
56	Wilcox	$182,783
-	Wilkes	$0
101	Wilkinson	$4,637
16	Worth	$1,173,245
	Totals & Avg.	**$61,995,265**

Percent of Other Income 11.13%

Top Ten Counties by Value - Crop Insurance

County	Farm gate Value
Tattnall	$5,046,313
Miller	$3,789,621
Toombs	$3,635,585
Baker	$3,069,177
Decatur	$2,655,536
Mitchell	$2,592,894
Early	$2,396,969
Dooly	$2,184,246
Terrell	$1,906,382
Bacon	$1,900,442

Top Ten Counties

For Crop Insurance

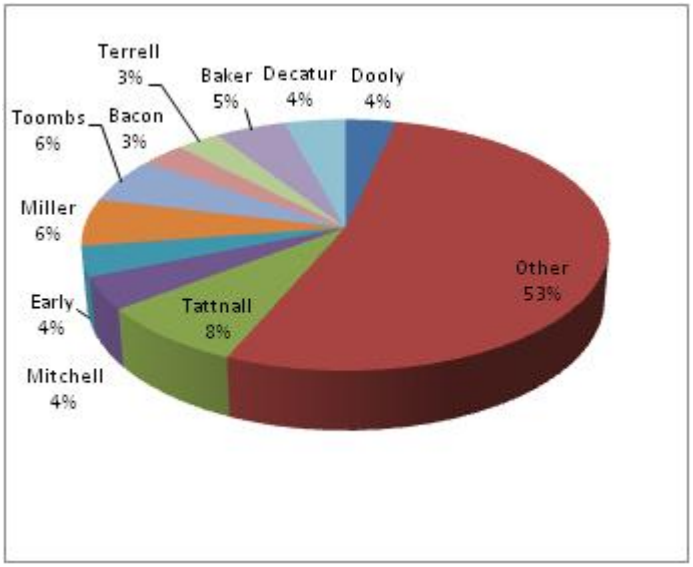

Government Payments Farm Gate Value 2012

Rank	County	Farm gate Value
17	Appling	$3,314,741
45	Atkinson	$1,341,814
34	Bacon	$2,153,642
19	Baker	$3,195,931
148	Baldwin	$16,665
94	Banks	$220,476
100	Barrow	$182,267
57	Bartow	$799,894
43	Ben Hill	$1,439,872
11	Berrien	$4,824,794
112	Bibb	$97,795
41	Bleckley	$1,673,139
79	Brantley	$404,491
12	Brooks	$4,756,994
101	Bryan	$179,827
6	Bulloch	$5,955,482
27	Burke	$2,652,854
147	Butts	$16,688
23	Calhoun	$3,058,169
123	Camden	$72,000
37	Candler	$1,944,034
75	Carroll	$472,745
91	Catoosa	$267,482
124	Charlton	$71,385
104	Chatham	$155,031
155	Chattahoochee	$337
116	Chattooga	$85,455
133	Cherokee	$47,926
129	Clarke	$62,430
56	Clay	$832,638
-	Clayton	$0
86	Clinch	$329,142
-	Cobb	$0
7	Coffee	$5,764,242
1	Colquitt	$9,598,739
143	Columbia	$27,606
25	Cook	$2,856,227
125	Coweta	$71,298
130	Crawford	$58,699
28	Crisp	$2,604,373
117	Dade	$83,233
141	Dawson	$29,650
8	Decatur	$5,295,564
-	DeKalb	$0
36	Dodge	$2,057,637
2	Dooly	$8,312,823
99	Dougherty	$198,557
154	Douglas	$1,589
3	Early	$6,309,629
88	Echols	$299,314
70	Effingham	$518,787
81	Elbert	$397,497
35	Emanuel	$2,078,830
64	Evans	$617,783
145	Fannin	$21,104
153	Fayette	$1,829
61	Floyd	$658,985
142	Forsyth	$27,637
83	Franklin	$367,450
146	Fulton	$17,852

Rank	County	Farm gate Value
137	Gilmer	$41,363
131	Glascock	$49,745
105	Glynn	$151,482
63	Gordon	$622,626
16	Grady	$3,542,182
90	Greene	$271,337
152	Gwinnett	$3,942
135	Habersham	$45,881
93	Hall	$254,671
138	Hancock	$39,613
122	Haralson	$72,740
127	Harris	$63,687
52	Hart	$928,007
140	Heard	$34,124
132	Henry	$48,051
62	Houston	$657,898
10	Irwin	$4,864,139
78	Jackson	$457,943
97	Jasper	$208,875
33	Jeff Davis	$2,235,525
44	Jefferson	$1,390,800
48	Jenkins	$1,189,763
68	Johnson	$566,412
121	Jones	$73,588
67	Lamar	$585,363
46	Lanier	$1,291,210
26	Laurens	$2,802,251
32	Lee	$2,239,846
134	Liberty	$46,104
106	Lincoln	$148,571
96	Long	$210,503
24	Lowndes	$3,047,172
128	Lumpkin	$63,108
21	Macon	$3,071,754
74	Madison	$482,482
82	Marion	$377,677
103	McDuffie	$155,460
71	McIntosh	$503,771
89	Meriwether	$292,051
9	Miller	$5,272,279
5	Mitchell	$6,174,724
77	Monroe	$460,912
51	Montgomery	$950,987
50	Morgan	$984,760
110	Murray	$103,771
151	Muscogee	$5,589
111	Newton	$102,399
72	Oconee	$484,942
80	Oglethorpe	$402,649
150	Paulding	$7,695
73	Peach	$484,541
120	Pickens	$74,592
18	Pierce	$3,306,377
87	Pike	$326,127
66	Polk	$605,505
76	Pulaski	$461,639
69	Putnam	$539,990
95	Quitman	$219,684
115	Rabun	$86,289
38	Randolph	$1,890,618

Rank	County	Farm gate Value
118	Richmond	$80,112
156	Rockdale	$26
84	Schley	$357,278
39	Screven	$1,887,843
31	Seminole	$2,521,264
109	Spalding	$119,573
139	Stephens	$34,369
54	Stewart	$871,912
14	Sumter	$3,849,122
136	Talbot	$44,850
102	Taliaferro	$171,572
29	Tattnall	$2,578,095
113	Taylor	$97,707
49	Telfair	$1,149,002
15	Terrell	$3,817,330
20	Thomas	$3,163,695
13	Tift	$4,404,582
42	Toombs	$1,662,582
149	Towns	$13,241
60	Treutlen	$719,762
119	Troup	$79,176
30	Turner	$2,550,151
58	Twiggs	$777,719
144	Union	$24,879
107	Upson	$133,765
92	Walker	$260,748
85	Walton	$336,384
55	Ware	$860,786
98	Warren	$200,754
59	Washington	$756,345
47	Wayne	$1,246,891
40	Webster	$1,816,105
65	Wheeler	$607,735
114	White	$91,522
126	Whitfield	$70,043
22	Wilcox	$3,064,675
53	Wilkes	$877,270
108	Wilkinson	$125,973
4	Worth	$6,244,407
	Totals & Avg.	**$192,650,105**

Percent of Other Income 34.58%

Top Ten Counties by Value - Government Payments

County	Farm gate Value
Colquitt	$9,598,739
Dooly	$8,312,823
Early	$6,309,629
Worth	$6,244,407
Mitchell	$6,174,724
Bulloch	$5,955,482
Coffee	$5,764,242
Decatur	$5,295,564
Miller	$5,272,279
Irwin	$4,864,139

Top Ten Counties

For Government Payments

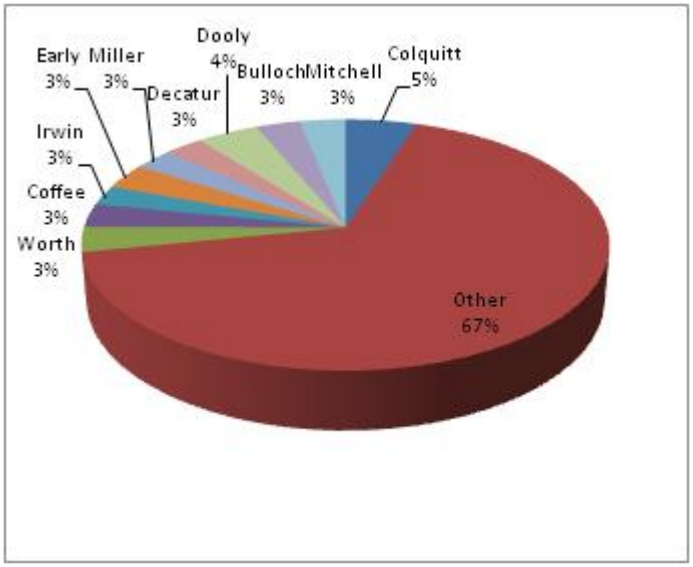

Hunting Leases - Deer Farm Gate Value 2012

Rank	County	Acres	$/Acre	Farm gate
22	Appling	90,000	$12.00	$1,080,000
15	Atkinson	150,000	$12.00	$1,800,000
19	Bacon	110,000	$12.00	$1,320,000
-	Baker	0	$0.00	$0
27	Baldwin	54,000	$12.00	$648,000
56	Banks	8,000	$10.00	$80,000
62	Barrow	2,000	$15.00	$30,000
36	Bartow	35,000	$12.00	$420,000
36	Ben Hill	35,000	$12.00	$420,000
31	Berrien	45,000	$12.00	$540,000
-	Bibb	0	$0.00	$0
39	Bleckley	30,000	$12.00	$360,000
66	Brantley	2,000	$12.00	$24,000
8	Brooks	200,000	$12.00	$2,400,000
-	Bryan	0	$0.00	$0
2	Bulloch	275,000	$14.00	$3,850,000
1	Burke	325,000	$12.00	$3,900,000
76	Butts	150	$12.00	$1,800
43	Calhoun	20,000	$12.00	$240,000
5	Camden	250,000	$12.00	$3,000,000
45	Candler	20,000	$10.00	$200,000
41	Carroll	25,000	$12.00	$300,000
-	Catoosa	0	$0.00	$0
-	Charlton	0	$0.00	$0
-	Chatham	0	$0.00	$0
-	Chattahoochee	0	$0.00	$0
59	Chattooga	5,000	$12.00	$60,000
59	Cherokee	5,000	$12.00	$60,000
69	Clarke	1,500	$12.00	$18,000
38	Clay	32,000	$12.00	$384,000
59	Clayton	4,000	$15.00	$60,000
46	Clinch	20,000	$9.00	$180,000
-	Cobb	0	$0.00	$0
10	Coffee	192,000	$12.00	$2,304,000
37	Colquitt	34,220	$12.00	$410,640
30	Columbia	37,000	$15.00	$555,000
36	Cook	35,000	$12.00	$420,000
50	Coweta	12,000	$12.00	$144,000
31	Crawford	45,000	$12.00	$540,000
65	Crisp	2,100	$12.00	$25,200
58	Dade	5,500	$12.00	$66,000
61	Dawson	3,000	$12.00	$36,000
21	Decatur	95,000	$12.00	$1,140,000
-	DeKalb	0	$0.00	$0
24	Dodge	75,000	$12.00	$900,000
28	Dooly	40,000	$15.00	$600,000
28	Dougherty	50,000	$12.00	$600,000
-	Douglas	0	$0.00	$0
26	Early	50,000	$13.00	$650,000
4	Echols	250,927	$13.00	$3,262,051
-	Effingham	0	$0.00	$0
33	Elbert	40,000	$12.00	$480,000
7	Emanuel	210,000	$12.00	$2,520,000
50	Evans	12,000	$12.00	$144,000
-	Fannin	0	$0.00	$0
76	Fayette	150	$12.00	$1,800
18	Floyd	120,000	$12.00	$1,440,000
-	Forsyth	0	$0.00	$0
53	Franklin	9,000	$12.00	$108,000
74	Fulton	300	$12.00	$3,600

Rank	County	Acres	$/Acre	Farm gate
69	Gilmer	1,500	$12.00	$18,000
36	Glascock	35,000	$12.00	$420,000
40	Glynn	26,087	$12.00	$313,044
-	Gordon	0	$0.00	$0
36	Grady	35,000	$12.00	$420,000
6	Greene	228,000	$12.00	$2,736,000
-	Gwinnett	0	$0.00	$0
73	Habersham	450	$12.00	$5,400
68	Hall	1,800	$12.00	$21,600
32	Hancock	44,000	$12.00	$528,000
48	Haralson	400	$400.00	$160,000
24	Harris	60,000	$15.00	$900,000
60	Hart	3,500	$12.00	$42,000
25	Heard	70,000	$12.00	$840,000
-	Henry	0	$0.00	$0
28	Houston	50,000	$12.00	$600,000
41	Irwin	25,000	$12.00	$300,000
59	Jackson	5,000	$12.00	$60,000
41	Jasper	25,000	$12.00	$300,000
20	Jeff Davis	100,000	$12.00	$1,200,000
43	Jefferson	20,000	$12.00	$240,000
57	Jenkins	15,000	$5.00	$75,000
23	Johnson	120,000	$8.00	$960,000
34	Jones	39,600	$12.00	$475,200
-	Lamar	0	$0.00	$0
56	Lanier	10,000	$8.00	$80,000
33	Laurens	40,000	$12.00	$480,000
43	Lee	20,000	$12.00	$240,000
71	Liberty	1,100	$12.00	$13,200
22	Lincoln	90,000	$12.00	$1,080,000
18	Long	120,000	$12.00	$1,440,000
28	Lowndes	50,000	$12.00	$600,000
72	Lumpkin	600	$12.00	$7,200
8	Macon	200,000	$12.00	$2,400,000
-	Madison	0	$0.00	$0
28	Marion	50,000	$12.00	$600,000
-	McDuffie	0	$0.00	$0
-	McIntosh	0	$0.00	$0
11	Meriwether	187,000	$12.00	$2,244,000
46	Miller	15,000	$12.00	$180,000
39	Mitchell	30,000	$12.00	$360,000
67	Monroe	1,900	$12.00	$22,800
54	Montgomery	12,500	$8.00	$100,000
25	Morgan	70,000	$12.00	$840,000
69	Murray	1,500	$12.00	$18,000
-	Muscogee	0	$0.00	$0
62	Newton	2,500	$12.00	$30,000
57	Oconee	5,000	$15.00	$75,000
59	Oglethorpe	5,000	$12.00	$60,000
-	Paulding	0	$0.00	$0
52	Peach	10,000	$12.00	$120,000
-	Pickens	0	$0.00	$0
33	Pierce	40,000	$12.00	$480,000
55	Pike	8,000	$12.00	$96,000
64	Polk	2,350	$12.00	$28,200
41	Pulaski	25,000	$12.00	$300,000
14	Putnam	170,000	$12.00	$2,040,000
-	Quitman	0	$0.00	$0
-	Rabun	0	$0.00	$0
9	Randolph	195,000	$12.00	$2,340,000

Rank	County	Acres	$/Acre	Farm gate
41	Richmond	25,000	$12.00	$300,000
70	Rockdale	1,300	$12.00	$15,600
44	Schley	20,000	$11.00	$220,000
42	Screven	22,000	$12.00	$264,000
49	Seminole	13,000	$12.00	$156,000
69	Spalding	1,500	$12.00	$18,000
59	Stephens	5,000	$12.00	$60,000
8	Stewart	200,000	$12.00	$2,400,000
35	Sumter	38,000	$12.00	$456,000
5	Talbot	200,000	$15.00	$3,000,000
-	Taliaferro	0	$0.00	$0
52	Tattnall	10,000	$12.00	$120,000
24	Taylor	75,000	$12.00	$900,000
28	Telfair	50,000	$12.00	$600,000
20	Terrell	100,000	$12.00	$1,200,000
-	Thomas	0	$0.00	$0
63	Tift	2,400	$12.00	$28,800
69	Toombs	1,500	$12.00	$18,000
-	Towns	0	$0.00	$0
47	Treutlen	13,500	$12.00	$162,000
15	Troup	150,000	$12.00	$1,800,000
56	Turner	10,000	$8.00	$80,000
17	Twiggs	125,000	$12.00	$1,500,000
-	Union	0	$0.00	$0
33	Upson	40,000	$12.00	$480,000
43	Walker	20,000	$12.00	$240,000
69	Walton	1,500	$12.00	$18,000
29	Ware	80,000	$7.00	$560,000
16	Warren	120,000	$13.00	$1,560,000
12	Washington	275,000	$8.00	$2,200,000
3	Wayne	300,000	$12.00	$3,600,000
20	Webster	100,000	$12.00	$1,200,000
-	Wheeler	0	$0.00	$0
75	White	250	$12.00	$3,000
51	Whitfield	10,639	$12.00	$127,668
3	Wilcox	300,000	$12.00	$3,600,000
13	Wilkes	175,000	$12.00	$2,100,000
15	Wilkinson	150,000	$12.00	$1,800,000
43	Worth	20,000	$12.00	$240,000
	Totals & Avg.	**7,985,223**		**$95,641,803**

Percent of Other Income 17.17%

Top Ten Counties by Value - Hunting Leases - Deer

County	Acres	$/Acre	Farm gate
Burke	325,000	$12.00	$3,900,000
Bulloch	275,000	$14.00	$3,850,000
Wayne	300,000	$12.00	$3,600,000
Wilcox	300,000	$12.00	$3,600,000
Echols	250,927	$13.00	$3,262,051
Camden	250,000	$12.00	$3,000,000
Talbot	200,000	$15.00	$3,000,000
Greene	228,000	$12.00	$2,736,000
Emanuel	210,000	$12.00	$2,520,000
Brooks	200,000	$12.00	$2,400,000

Top Ten Counties

For Hunting Leases - Deer

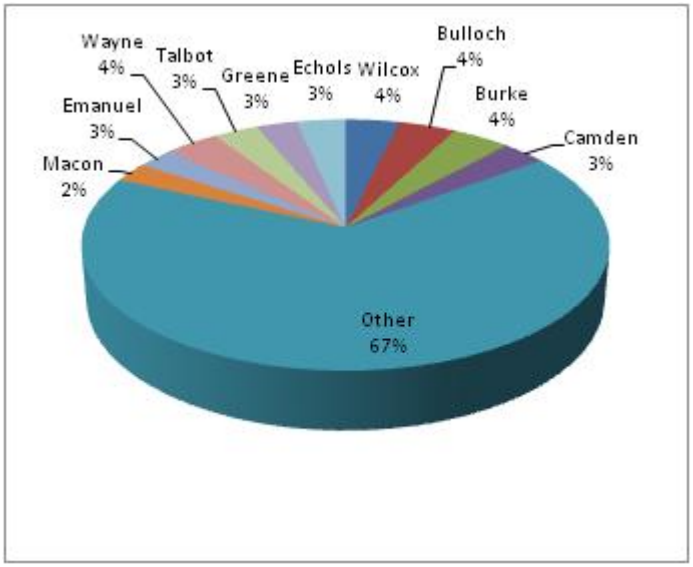

Hunting Leases - Duck Farm Gate Value 2012

Rank	County	Acres	$/Acre	Farm gate
-	Appling	0	$0.00	$0
-	Atkinson	0	$0.00	$0
-	Bacon	0	$0.00	$0
-	Baker	0	$0.00	$0
11	Baldwin	500	$50.00	$25,000
18	Banks	200	$50.00	$10,000
-	Barrow	0	$0.00	$0
24	Bartow	50	$50.00	$2,500
-	Ben Hill	0	$0.00	$0
23	Berrien	100	$50.00	$5,000
-	Bibb	0	$0.00	$0
18	Bleckley	200	$50.00	$10,000
-	Brantley	0	$0.00	$0
6	Brooks	1,000	$50.00	$50,000
-	Bryan	0	$0.00	$0
17	Bulloch	210	$50.00	$10,500
2	Burke	2,500	$50.00	$125,000
-	Butts	0	$0.00	$0
23	Calhoun	100	$50.00	$5,000
-	Camden	0	$0.00	$0
24	Candler	50	$50.00	$2,500
28	Carroll	30	$50.00	$1,500
-	Catoosa	0	$0.00	$0
-	Charlton	0	$0.00	$0
-	Chatham	0	$0.00	$0
-	Chattahoochee	0	$0.00	$0
-	Chattooga	0	$0.00	$0
13	Cherokee	350	$50.00	$17,500
-	Clarke	0	$0.00	$0
27	Clay	40	$50.00	$2,000
-	Clayton	0	$0.00	$0
11	Clinch	500	$50.00	$25,000
-	Cobb	0	$0.00	$0
-	Coffee	0	$0.00	$0
3	Colquitt	1,800	$50.00	$90,000
19	Columbia	200	$45.00	$9,000
-	Cook	0	$0.00	$0
7	Coweta	800	$50.00	$40,000
-	Crawford	0	$0.00	$0
-	Crisp	0	$0.00	$0
-	Dade	0	$0.00	$0
-	Dawson	0	$0.00	$0
-	Decatur	0	$0.00	$0
-	DeKalb	0	$0.00	$0
-	Dodge	0	$0.00	$0
-	Dooly	0	$0.00	$0
24	Dougherty	50	$50.00	$2,500
-	Douglas	0	$0.00	$0
-	Early	0	$0.00	$0
11	Echols	500	$50.00	$25,000
-	Effingham	0	$0.00	$0
-	Elbert	0	$0.00	$0
-	Emanuel	0	$0.00	$0
-	Evans	0	$0.00	$0
-	Fannin	0	$0.00	$0
-	Fayette	0	$0.00	$0
-	Floyd	0	$0.00	$0
-	Forsyth	0	$0.00	$0
11	Franklin	500	$50.00	$25,000
-	Fulton	0	$0.00	$0

Rank	County	Acres	$/Acre	Farm gate
-	Gilmer	0	$0.00	$0
-	Glascock	0	$0.00	$0
-	Glynn	0	$0.00	$0
-	Gordon	0	$0.00	$0
10	Grady	575	$50.00	$28,750
24	Greene	50	$50.00	$2,500
-	Gwinnett	0	$0.00	$0
-	Habersham	0	$0.00	$0
-	Hall	0	$0.00	$0
25	Hancock	44	$50.00	$2,200
-	Haralson	0	$0.00	$0
9	Harris	400	$75.00	$30,000
29	Hart	25	$50.00	$1,250
-	Heard	0	$0.00	$0
-	Henry	0	$0.00	$0
-	Houston	0	$0.00	$0
23	Irwin	100	$50.00	$5,000
23	Jackson	100	$50.00	$5,000
18	Jasper	200	$50.00	$10,000
6	Jeff Davis	1,000	$50.00	$50,000
-	Jefferson	0	$0.00	$0
-	Jenkins	0	$0.00	$0
27	Johnson	40	$50.00	$2,000
-	Jones	0	$0.00	$0
-	Lamar	0	$0.00	$0
-	Lanier	0	$0.00	$0
1	Laurens	3,000	$50.00	$150,000
23	Lee	100	$50.00	$5,000
-	Liberty	0	$0.00	$0
-	Lincoln	0	$0.00	$0
-	Long	0	$0.00	$0
11	Lowndes	500	$50.00	$25,000
-	Lumpkin	0	$0.00	$0
-	Macon	0	$0.00	$0
-	Madison	0	$0.00	$0
-	Marion	0	$0.00	$0
-	McDuffie	0	$0.00	$0
-	McIntosh	0	$0.00	$0
11	Meriwether	500	$50.00	$25,000
14	Miller	250	$50.00	$12,500
11	Mitchell	500	$50.00	$25,000
23	Monroe	100	$50.00	$5,000
-	Montgomery	0	$0.00	$0
-	Morgan	0	$0.00	$0
-	Murray	0	$0.00	$0
-	Muscogee	0	$0.00	$0
20	Newton	150	$50.00	$7,500
-	Oconee	0	$0.00	$0
-	Oglethorpe	0	$0.00	$0
-	Paulding	0	$0.00	$0
5	Peach	1,200	$50.00	$60,000
-	Pickens	0	$0.00	$0
6	Pierce	1,000	$50.00	$50,000
-	Pike	0	$0.00	$0
-	Polk	0	$0.00	$0
11	Pulaski	500	$50.00	$25,000
4	Putnam	1,500	$50.00	$75,000
-	Quitman	0	$0.00	$0
-	Rabun	0	$0.00	$0
-	Randolph	0	$0.00	$0

Rank	County	Acres	$/Acre	Farm gate
1	Richmond	3,000	$50.00	$150,000
-	Rockdale	0	$0.00	$0
-	Schley	0	$0.00	$0
6	Screven	1,000	$50.00	$50,000
15	Seminole	230	$50.00	$11,500
-	Spalding	0	$0.00	$0
28	Stephens	30	$50.00	$1,500
-	Stewart	0	$0.00	$0
14	Sumter	250	$50.00	$12,500
-	Talbot	0	$0.00	$0
-	Taliaferro	0	$0.00	$0
6	Tattnall	1,000	$50.00	$50,000
-	Taylor	0	$0.00	$0
-	Telfair	0	$0.00	$0
22	Terrell	120	$50.00	$6,000
-	Thomas	0	$0.00	$0
29	Tift	25	$50.00	$1,250
-	Toombs	0	$0.00	$0
-	Towns	0	$0.00	$0
16	Treutlen	220	$50.00	$11,000
8	Troup	700	$50.00	$35,000
18	Turner	200	$50.00	$10,000
23	Twiggs	100	$50.00	$5,000
-	Union	0	$0.00	$0
-	Upson	0	$0.00	$0
-	Walker	0	$0.00	$0
-	Walton	0	$0.00	$0
6	Ware	1,000	$50.00	$50,000
12	Warren	350	$60.00	$21,000
6	Washington	1,000	$50.00	$50,000
23	Wayne	100	$50.00	$5,000
-	Webster	0	$0.00	$0
26	Wheeler	42	$50.00	$2,100
-	White	0	$0.00	$0
-	Whitfield	0	$0.00	$0
24	Wilcox	50	$50.00	$2,500
-	Wilkes	0	$0.00	$0
21	Wilkinson	125	$50.00	$6,250
-	Worth	0	$0.00	$0
	Totals & Avg.	**31,056**		**$1,565,300**

Percent of Other Income 0.28%

Top Ten Counties

For Hunting Leases - Duck

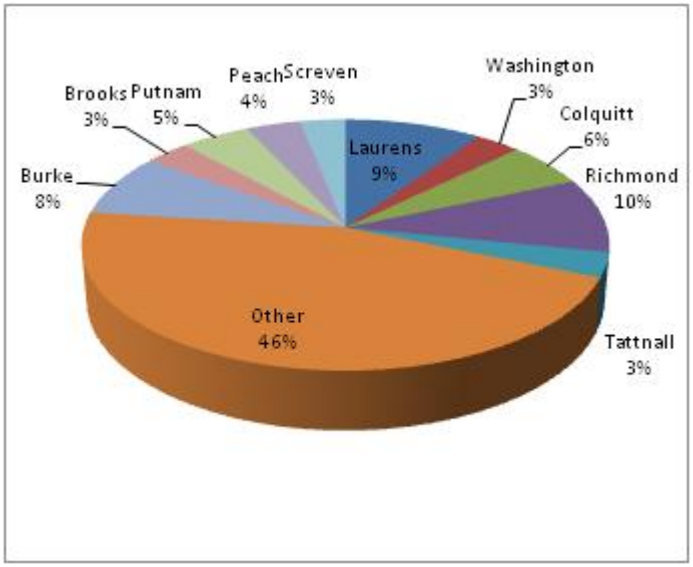

Top Ten Counties by Value - Hunting Leases - Duck

County	Acres	$/Acre	Farm gate
Laurens	3,000	$50.00	$150,000
Richmond	3,000	$50.00	$150,000
Burke	2,500	$50.00	$125,000
Colquitt	1,800	$50.00	$90,000
Putnam	1,500	$50.00	$75,000
Peach	1,200	$50.00	$60,000
Brooks	1,000	$50.00	$50,000
Jeff Davis	1,000	$50.00	$50,000
Pierce	1,000	$50.00	$50,000
Screven	1,000	$50.00	$50,000

Hunting Leases - Turkey Farm Gate Value 2012

Rank	County	Acres	$/Acre	Farm gate
39	Appling	5,000	$2.00	$10,000
17	Atkinson	50,000	$2.00	$100,000
17	Bacon	50,000	$2.00	$100,000
-	Baker	0	$0.00	$0
16	Baldwin	54,000	$2.00	$108,000
32	Banks	4,000	$4.00	$16,000
-	Barrow	0	$0.00	$0
50	Bartow	1,000	$2.00	$2,000
21	Ben Hill	35,000	$2.00	$70,000
40	Berrien	4,000	$2.00	$8,000
-	Bibb	0	$0.00	$0
24	Bleckley	20,000	$2.00	$40,000
-	Brantley	0	$0.00	$0
4	Brooks	200,000	$2.00	$400,000
-	Bryan	0	$0.00	$0
9	Bulloch	99,500	$2.50	$248,750
8	Burke	125,000	$2.00	$250,000
-	Butts	0	$0.00	$0
39	Calhoun	5,000	$2.00	$10,000
50	Camden	1,000	$2.00	$2,000
25	Candler	10,000	$3.00	$30,000
34	Carroll	7,000	$2.00	$14,000
-	Catoosa	0	$0.00	$0
-	Charlton	0	$0.00	$0
-	Chatham	0	$0.00	$0
-	Chattahoochee	0	$0.00	$0
45	Chattooga	2,000	$2.00	$4,000
-	Cherokee	0	$0.00	$0
-	Clarke	0	$0.00	$0
29	Clay	10,000	$2.00	$20,000
44	Clayton	1,000	$5.00	$5,000
39	Clinch	2,000	$5.00	$10,000
-	Cobb	0	$0.00	$0
19	Coffee	42,000	$2.00	$84,000
33	Colquitt	7,250	$2.00	$14,500
20	Columbia	37,000	$2.00	$74,000
-	Cook	0	$0.00	$0
48	Coweta	1,200	$2.00	$2,400
18	Crawford	45,000	$2.00	$90,000
-	Crisp	0	$0.00	$0
51	Dade	800	$2.00	$1,600
43	Dawson	3,000	$2.00	$6,000
17	Decatur	50,000	$2.00	$100,000
-	DeKalb	0	$0.00	$0
23	Dodge	25,000	$2.00	$50,000
-	Dooly	0	$0.00	$0
17	Dougherty	50,000	$2.00	$100,000
-	Douglas	0	$0.00	$0
-	Early	0	$0.00	$0
2	Echols	250,927	$3.00	$752,781
-	Effingham	0	$0.00	$0
29	Elbert	10,000	$2.00	$20,000
24	Emanuel	20,000	$2.00	$40,000
43	Evans	2,000	$3.00	$6,000
-	Fannin	0	$0.00	$0
-	Fayette	0	$0.00	$0
-	Floyd	0	$0.00	$0
-	Forsyth	0	$0.00	$0
39	Franklin	5,000	$2.00	$10,000

Rank	County	Acres	$/Acre	Farm gate
-	Fulton	0	$0.00	$0
54	Gilmer	350	$2.00	$700
18	Glascock	15,000	$6.00	$90,000
-	Glynn	0	$0.00	$0
-	Gordon	0	$0.00	$0
42	Grady	3,400	$2.00	$6,800
53	Greene	500	$2.00	$1,000
-	Gwinnett	0	$0.00	$0
56	Habersham	200	$2.00	$400
-	Hall	0	$0.00	$0
7	Hancock	44,000	$6.00	$264,000
-	Haralson	0	$0.00	$0
3	Harris	40,000	$12.00	$480,000
52	Hart	600	$2.00	$1,200
18	Heard	45,000	$2.00	$90,000
-	Henry	0	$0.00	$0
29	Houston	10,000	$2.00	$20,000
45	Irwin	2,000	$2.00	$4,000
57	Jackson	50	$2.00	$100
31	Jasper	8,500	$2.00	$17,000
24	Jeff Davis	20,000	$2.00	$40,000
37	Jefferson	6,000	$2.00	$12,000
38	Jenkins	5,500	$2.00	$11,000
37	Johnson	6,000	$2.00	$12,000
21	Jones	35,000	$2.00	$70,000
24	Lamar	20,000	$2.00	$40,000
-	Lanier	0	$0.00	$0
29	Laurens	10,000	$2.00	$20,000
45	Lee	2,000	$2.00	$4,000
55	Liberty	250	$2.00	$500
13	Lincoln	90,000	$2.00	$180,000
49	Long	550	$4.00	$2,200
24	Lowndes	20,000	$2.00	$40,000
-	Lumpkin	0	$0.00	$0
12	Macon	100,000	$2.00	$200,000
-	Madison	0	$0.00	$0
22	Marion	30,000	$2.00	$60,000
-	McDuffie	0	$0.00	$0
-	McIntosh	0	$0.00	$0
15	Meriwether	65,000	$2.00	$130,000
43	Miller	3,000	$2.00	$6,000
50	Mitchell	1,000	$2.00	$2,000
46	Monroe	1,500	$2.00	$3,000
27	Montgomery	12,500	$2.00	$25,000
-	Morgan	0	$0.00	$0
46	Murray	1,500	$2.00	$3,000
-	Muscogee	0	$0.00	$0
-	Newton	0	$0.00	$0
36	Oconee	2,500	$5.00	$12,500
-	Oglethorpe	0	$0.00	$0
-	Paulding	0	$0.00	$0
-	Peach	0	$0.00	$0
-	Pickens	0	$0.00	$0
29	Pierce	10,000	$2.00	$20,000
46	Pike	1,500	$2.00	$3,000
-	Polk	0	$0.00	$0
29	Pulaski	10,000	$2.00	$20,000
6	Putnam	170,000	$2.00	$340,000
-	Quitman	0	$0.00	$0

Rank	County	Acres	$/Acre	Farm gate
-	Rabun	0	$0.00	$0
11	Randolph	105,000	$2.00	$210,000
24	Richmond	20,000	$2.00	$40,000
47	Rockdale	1,300	$2.00	$2,600
25	Schley	15,000	$2.00	$30,000
50	Screven	1,000	$2.00	$2,000
35	Seminole	6,500	$2.00	$13,000
53	Spalding	500	$2.00	$1,000
45	Stephens	2,000	$2.00	$4,000
4	Stewart	200,000	$2.00	$400,000
51	Sumter	800	$2.00	$1,600
30	Talbot	6,000	$3.00	$18,000
-	Taliaferro	0	$0.00	$0
41	Tattnall	3,500	$2.00	$7,000
17	Taylor	50,000	$2.00	$100,000
29	Telfair	10,000	$2.00	$20,000
32	Terrell	8,000	$2.00	$16,000
-	Thomas	0	$0.00	$0
-	Tift	0	$0.00	$0
-	Toombs	0	$0.00	$0
-	Towns	0	$0.00	$0
26	Treutlen	13,500	$2.00	$27,000
15	Troup	65,000	$2.00	$130,000
32	Turner	8,000	$2.00	$16,000
45	Twiggs	2,000	$2.00	$4,000
-	Union	0	$0.00	$0
22	Upson	30,000	$2.00	$60,000
39	Walker	5,000	$2.00	$10,000
53	Walton	500	$2.00	$1,000
29	Ware	10,000	$2.00	$20,000
1	Warren	112,000	$8.00	$896,000
14	Washington	80,000	$2.00	$160,000
10	Wayne	60,000	$4.00	$240,000
12	Webster	100,000	$2.00	$200,000
32	Wheeler	8,000	$2.00	$16,000
55	White	250	$2.00	$500
28	Whitfield	10,639	$2.00	$21,278
30	Wilcox	9,000	$2.00	$18,000
5	Wilkes	175,000	$2.00	$350,000
12	Wilkinson	100,000	$2.00	$200,000
29	Worth	10,000	$2.00	$20,000
	Totals & Avg.	**3,256,566**		**$8,285,409**

Percent of Other Income 1.49%

Top Ten Counties by Value - Hunting Leases - Turkey

County	Acres	$/Acre	Farm gate
Warren	112,000	$8.00	$896,000
Echols	250,927	$3.00	$752,781
Harris	40,000	$12.00	$480,000
Brooks	200,000	$2.00	$400,000
Stewart	200,000	$2.00	$400,000
Wilkes	175,000	$2.00	$350,000
Putnam	170,000	$2.00	$340,000
Hancock	44,000	$6.00	$264,000
Burke	125,000	$2.00	$250,000
Bulloch	99,500	$2.50	$248,750

Top Ten Counties

For Hunting Leases - Turkey

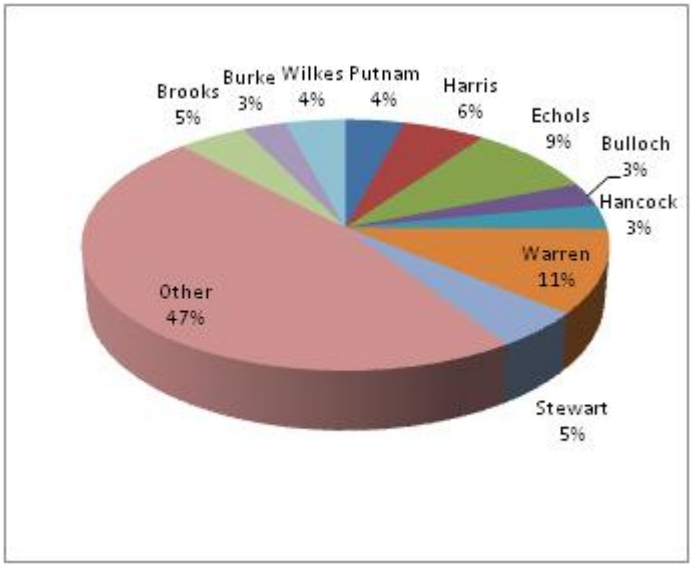

Miscellaneous Income Farm Gate Value 2012

Rank	County	Farm gate
-	Appling	$0
-	Atkinson	$0
-	Bacon	$0
-	Baker	$0
-	Baldwin	$0
-	Banks	$0
-	Barrow	$0
-	Bartow	$0
-	Ben Hill	$0
-	Berrien	$0
-	Bibb	$0
-	Bleckley	$0
-	Brantley	$0
-	Brooks	$0
-	Bryan	$0
-	Bulloch	$0
-	Burke	$0
-	Butts	$0
-	Calhoun	$0
-	Camden	$0
-	Candler	$0
-	Carroll	$0
-	Catoosa	$0
-	Charlton	$0
-	Chatham	$0
-	Chattahoochee	$0
-	Chattooga	$0
-	Cherokee	$0
-	Clarke	$0
-	Clay	$0
-	Clayton	$0
-	Clinch	$0
9	Cobb	$16,000
-	Coffee	$0
-	Colquitt	$0
-	Columbia	$0
-	Cook	$0
-	Coweta	$0
-	Crawford	$0
-	Crisp	$0
-	Dade	$0
-	Dawson	$0
-	Decatur	$0
-	DeKalb	$0
2	Dodge	$300,000
-	Dooly	$0
4	Dougherty	$100,000
-	Douglas	$0
-	Early	$0
-	Echols	$0
-	Effingham	$0
-	Elbert	$0
-	Emanuel	$0
-	Evans	$0
-	Fannin	$0

Rank	County	Farm gate
-	Fayette	$0
-	Floyd	$0
10	Forsyth	$6,500
-	Franklin	$0
-	Fulton	$0
-	Gilmer	$0
-	Glascock	$0
-	Glynn	$0
-	Gordon	$0
-	Grady	$0
-	Greene	$0
-	Gwinnett	$0
-	Habersham	$0
-	Hall	$0
-	Hancock	$0
-	Haralson	$0
-	Harris	$0
-	Hart	$0
-	Heard	$0
-	Henry	$0
-	Houston	$0
-	Irwin	$0
-	Jackson	$0
-	Jasper	$0
1	Jeff Davis	$2,000,000
-	Jefferson	$0
-	Jenkins	$0
8	Johnson	$20,000
-	Jones	$0
-	Lamar	$0
-	Lanier	$0
-	Laurens	$0
12	Lee	$2,000
-	Liberty	$0
-	Lincoln	$0
-	Long	$0
-	Lowndes	$0
-	Lumpkin	$0
-	Macon	$0
-	Madison	$0
-	Marion	$0
-	McDuffie	$0
-	McIntosh	$0
-	Meriwether	$0
-	Miller	$0
-	Mitchell	$0
-	Monroe	$0
-	Montgomery	$0
-	Morgan	$0
-	Murray	$0
-	Muscogee	$0
6	Newton	$38,500
-	Oconee	$0
-	Oglethorpe	$0
-	Paulding	$0

Rank	County	Farm gate
-	Peach	$0
-	Pickens	$0
-	Pierce	$0
7	Pike	$30,000
-	Polk	$0
-	Pulaski	$0
-	Putnam	$0
-	Quitman	$0
-	Rabun	$0
-	Randolph	$0
3	Richmond	$225,000
-	Rockdale	$0
-	Schley	$0
-	Screven	$0
-	Seminole	$0
-	Spalding	$0
-	Stephens	$0
-	Stewart	$0
-	Sumter	$0
-	Talbot	$0
-	Taliaferro	$0
-	Tattnall	$0
-	Taylor	$0
-	Telfair	$0
-	Terrell	$0
-	Thomas	$0
-	Tift	$0
-	Toombs	$0
-	Towns	$0
-	Treutlen	$0
-	Troup	$0
-	Turner	$0
-	Twiggs	$0
-	Union	$0
5	Upson	$80,000
-	Walker	$0
-	Walton	$0
-	Ware	$0
-	Warren	$0
11	Washington	$3,000
-	Wayne	$0
-	Webster	$0
-	Wheeler	$0
-	White	$0
-	Whitfield	$0
-	Wilcox	$0
-	Wilkes	$0
-	Wilkinson	$0
-	Worth	$0
	Totals & Avg.	**$2,821,000**

Percent of Other Income
0.51%

Total Other Income and AgriTourism Value 2012

Rank	County	Farm gate
30	Appling	$5,588,727
50	Atkinson	$3,614,950
28	Bacon	$5,654,084
19	Baker	$6,837,608
84	Baldwin	$1,468,415
138	Banks	$353,476
133	Barrow	$468,267
85	Bartow	$1,394,187
73	Ben Hill	$2,110,523
22	Berrien	$6,302,367
117	Bibb	$739,368
68	Bleckley	$2,252,010
108	Brantley	$868,525
13	Brooks	$8,339,829
139	Bryan	$341,650
6	Bulloch	$11,901,610
15	Burke	$7,381,490
109	Butts	$818,488
41	Calhoun	$4,082,290
51	Camden	$3,474,000
62	Candler	$2,582,876
102	Carroll	$1,031,245
141	Catoosa	$269,720
137	Charlton	$376,601
147	Chatham	$191,031
159	Chattahoochee	$337
136	Chattooga	$383,261
96	Cherokee	$1,149,926
111	Clarke	$796,430
61	Clay	$2,622,697
113	Clayton	$777,000
77	Clinch	$1,937,979
155	Cobb	$66,000
11	Coffee	$9,117,932
5	Colquitt	$12,621,202
91	Columbia	$1,289,106
34	Cook	$5,229,219
119	Coweta	$723,921
118	Crawford	$738,587
44	Crisp	$3,950,235
1354	Dade	$386,424
115	Dawson	$757,650
10	Decatur	$9,210,400
75	DeKalb	$2,029,659
46	Dodge	$3,757,228
7	Dooly	$11,247,069
90	Dougherty	$1,331,023
156	Douglas	$49,589
8	Early	$9,718,848
36	Echols	$4,705,953
99	Effingham	$1,068,654
98	Elbert	$1,117,497
25	Emanuel	$6,225,097
74	Evans	$2,079,348
32	Fannin	$5,563,104
132	Fayette	$470,487
49	Floyd	$3,687,729
153	Forsyth	$109,137
128	Franklin	$510,450
157	Fulton	$21,452
21	Gilmer	$6,400,063
112	Glascock	$786,145
2	Glynn	$42,112,246
122	Gordon	$689,787
29	Grady	$5,612,887
57	Greene	$3,029,907
158	Gwinnett	$13,942
88	Habersham	$1,360,181
69	Hall	$2,233,619
89	Hancock	$1,337,663
142	Haralson	$238,896
54	Harris	$3,160,787
101	Hart	$1,048,114
106	Heard	$996,624
146	Henry	$201,262
79	Houston	$1,776,265
23	Irwin	$6,268,500
127	Jackson	$523,043
37	Jasper	$4,527,525
27	Jeff Davis	$5,962,044
76	Jefferson	$1,968,044
83	Jenkins	$1,483,274
81	Johnson	$1,612,478
123	Jones	$641,113
124	Lamar	$631,363
64	Lanier	$2,532,187
48	Laurens	$3,696,817
47	Lee	$3,723,624
151	Liberty	$121,988
67	Lincoln	$2,381,571
65	Long	$2,491,814
38	Lowndes	$4,499,645
134	Lumpkin	$463,617
24	Macon	$6,268,281
131	Madison	$483,239
94	Marion	$1,179,973
126	McDuffie	$535,460
129	McIntosh	$503,771
55	Meriwether	$3,105,951
9	Miller	$9,260,400
1	Mitchell	$64,567,118
125	Monroe	$554,169
87	Montgomery	$1,364,191
78	Morgan	$1,890,840
140	Murray	$299,419
154	Muscogee	$76,695
107	Newton	$902,541
100	Oconee	$1,060,363
121	Oglethorpe	$706,657
149	Paulding	$148,495
105	Peach	$1,010,032
145	Pickens	$217,392
35	Pierce	$4,724,605
130	Pike	$491,075
116	Polk	$753,964
92	Pulaski	$1,231,791
50	Putnam	$6,529,340
144	Quitman	$225,021
71	Rabun	$2,151,794
33	Randolph	$5,418,770
80	Richmond	$1,707,712
95	Rockdale	$1,151,157
120	Schley	$712,243
59	Screven	$2,778,549
42	Seminole	$4,073,254
150	Spalding	$138,573
152	Stephens	$116,169
45	Stewart	$3,940,143
26	Sumter	$6,088,288
56	Talbot	$3,096,750
148	Taliaferro	$171,572
14	Tattnall	$7,893,908
92	Taylor	$1,246,487
63	Telfair	$2,545,525
17	Terrell	$7,099,412
3	Thomas	$19,379,224
31	Tift	$5,568,289
4	Toombs	$12,816,167
60	Towns	$2,648,241
104	Treutlen	$1,021,504
39	Troup	$4,356,176
58	Turner	$2,997,126
66	Twiggs	$2,427,261
110	Union	$809,879
82	Upson	$1,573,344
114	Walker	$768,902
103	Walton	$1,024,746
72	Ware	$2,112,948
40	Warren	$4,193,054
53	Washington	$3,382,924
16	Wayne	$7,293,892
43	Webster	$4,015,509
97	Wheeler	$1,149,560
86	White	$1,366,689
143	Whitfield	$228,989
18	Wilcox	$6,999,958
52	Wilkes	$3,464,770
70	Wilkinson	$2,179,860
12	Worth	$8,476,152
	Totals & Avg.	**$557,097,254**

The Center for Agribusiness and Economic Development

The Center for Agribusiness and Economic Development is a unit of the College of Agricultural and Environmental Sciences of the University of Georgia, combining the missions of research and extension. The Center has among its objectives:

- To provide feasibility and other short term studies for current or potential Georgia agribusiness firms and/or emerging food and fiber industries.

- To provide agricultural, natural resource, and demographic data for private and public decision makers.

To find out more, visit our Web site at: http://caed.uga.edu

Or contact:

Kent Wolfe, Director
Center for Agribusiness and Economic Development
Conner Hall
The University of Georgia
Athens, Georgia 30602-7509
Phone (706)542-2434

The University of Georgia and Fort Valley State University, and the U.S. Department of Agriculture and counties of the state cooperating. The Cooperative Extension Service offers educational programs, assistance and materials to all people without regard to race, color, national origin, age, sex or disability.

An equal opportunity/affirmative action organization committed to a diverse work force.

AR-13-01 **November 2013**

Issued in furtherance of Cooperation Extension Acts of May 8 and June 30, 1914, the University of Georgia College of Agricultural and Environmental Sciences, and the U.S. Department of Agriculture cooperating.

J. Scott Angle, Dean and Director