THE UNIVERSITY OF GEORGIA
COLLEGE OF AGRICULTURAL & ENVIRONMENTAL SCIENCES

2013 Georgia Farm Gate Value Report

Compiled and published annually by

The Center for Agribusiness & Economic Development

AR-14-01
October 2014

Dear Farm Gate User,

We are pleased to present the 2013 Farm Gate Value Report (FGVR). The FGVR is compiled from a survey of Georgia Cooperative Extension county agents and commodity specialists for the purpose of providing annual county-level information for the value of all food and fiber commodities grown in the state.

Continuing financial challenges within Georgia Cooperative Extension and the Center for Agribusiness and Economic Development drove us further towards automation of Farm Gate Value data analysis and quality assurance. Although we are aware of the long-term cost savings of automated work flows, higher initial costs of automation hinder our ability to fully develop and deploy automation. A combination of automated work flows and manual systems for collection, processing, analyses, and publication of this information were used. All reasonable effort has been given to verify and validate information included in this report in an effort to maintain the integrity and credibility established by the FGVR.

The 2013 FGVR indicates that Georgia's total agricultural production value was $13.59 billion, a decrease of $292.62 million from 2012. Four commodity groups experienced gain in value: Fruits and Nuts, Livestock and Aquaculture, Vegetables, and Other Income Category which includes Insurance and Government payments. Livestock and Aquaculture value increased by $177 million (11.75%), Vegetables by $62.19 million (6.65%), Fruits and Nuts by $182 million (33.2%), and Other Income category by $193 million (53.05%).

The increase in farm gate value of the four commodity groups was negated by decrease in value of five commodity groups: Ornamental horticulture decreased by $186 million (-24.86%), Row & Forage crops by $377.57 (-11.59%), Poultry and Eggs by $288 million (-5.03), Forestry related products by $2.17 million (-0.36%), and Agritourism by $51.8 million (-26.7%). One reason for the decrease was our decision to exclude Landscape, Green, and Arboreal services from Ornamental Horticulture. Landscape, Green, and Arboreal services were reported to be $194 million in 2012.

Despite a decrease in value from 2012 cotton continues to be the row crop with largest farm gate value of $1,209,766,471. Cotton farm gate value decreased by $94,196,917 (-29.3%). Broilers remained the commodity with the largest farm gate value of $4,429,260,554, a decrease of $269,599,524 (-5.73%) from 2012.

We hope that the 2013 Georgia Farm Gate Value Report will be a useful reference tool. This data and web based reports may be accessed online at the Georgia Farm Gate, farmgate.caes.uga.edu.uga.edu, and in Adobe Acrobat format at the center for Agribusiness & Economic Development website, www.caed.uga.edu.

Sincerely,

Kent Wolfe
Center Director

Karen Stubbs
Research Professional II, Farm Gate Coordinator

Acknowledgements

Special thanks to the Office of Information Technology, College of Agricultural and Environmental Sciences, for the support and maintenance of the Farm Gate database and Web site.

We appreciate the work of the Georgia Cooperative Extension Specialists who were consulted in the process of organizing this report along with the Georgia Cooperative Extension Agents and the Program Development Coordinators who provided information for the Farm Gate Value Report.

A Comparison of Agricultural Data Sources

In addition to the Farm Gate Value Report (FGVR), users of agricultural data in the state of Georgia have had a variety of available resources including Georgia Agricultural Facts (Ag Facts), and The Census of Agriculture (Census). Historically, the Georgia Agricultural Statistics Service has published Ag Facts annually. However, the Georgia Agricultural Facts was discontinued after the 2009 issue due to budget and resource cuts. The Georgia Agricultural Statistics Service continues to publish much of the information and post it to their website, but Ag Facts is not available in the previous format. The Census is produced every five years by the United States Department of Agriculture. Georgia Cooperative Extension compiles the FGVR typically each spring to capture the prior year's information. Since each of these reports measure different variables in different ways, it is likely that numbers taken from one report will not exactly match those from another report for similar commodities.

The FGVR relies exclusively on Cooperative Extension personnel to provide production information. Each year a survey is distributed to each county Extension office for completion by the county agent. For crops, individual agents are asked to supply county acreage and yields. A suggested price for each crop (determined by Extension specialists) is provided. The price for crops includes an adjustment for all government payments directly associated with the production of the crop and should provide a better indication of the value of the crop. Individual agents have the option of adjusting the price based on county conditions. For livestock, inventory numbers are requested and a formula is then applied to calculate average production for the year and value of production for the county.

Although Ag Facts also reports annual data, the types of data and sources differ from the FGVR. Ag Facts surveys a wide range of producers, farmers, agribusinesses and Extension personnel and conducts some field observations. Furthermore, while the FGVR focuses only on value of production data, not all of Ag Facts data is value of production. For some commodities, most notably livestock, sales or cash receipts are used instead. Cash receipts measure the value of marketings for the year, regardless of the year in which the commodity was produced. Another difference between the FGVR and Ag Facts is that the FGVR has county-level value of production data for all of its commodities. Finally, the FGVR contains some commodities which are unavailable in Ag Facts.

TABLE OF CONTENTS

Letter to Farm Gate Users ____ i

Acknowledgements; A Comparison of Agricultural Data Sources ____ ii

STATE SUMMARIES ____ 1-9
- Agricultural Commodity Rankings ____ 1
- Annual Comparison of Farm Gate Value by Commodity Group; 2008-2013 ____ 2
- Top Ten Agricultural Commodities and Farm Gate Value by Commodity Group, graphs ____ 3-4
- Summary Tables ____ 5-7
- Farm Gate GROWER Value by County ____ 8
- Farm Gate TOTAL Value by County ____ 9

MAPS OF FARM GATE VALUE BY COMMODITY GROUP ____ 10-14
- Total Value, Grower Value ____ 10
- Row & Forage Crops, Fruits & Nuts ____ 11
- Vegetables, Ornamental Horticulture ____ 12
- Forestry & Products, Livestock & Aquaculture ____ 13
- Poultry & Egg, Other Income ____ 14

ROW & FORAGE CROPS ____ 15-43
- Barley ____ 16-17
- Corn ____ 18-19
- Cotton ____ 20-21
- Hay ____ 22-23
- Oats ____ 24-25
- Peanuts ____ 26-27
- Rye ____ 28-29
- Silage ____ 30-31
- Sorghum ____ 32-33
- Soybeans ____ 34-35
- Straw ____ 36-37
- Tobacco ____ 37-39
- Wheat ____ 40-41
- Miscellaneous Row & Forage Crops ____ 42
- Total Row & Forage Crops Farm Gate Value ____ 43

FRUITS & NUTS ____ 44-60
- Apples ____ 45-46
- Blackberries ____ 47-48
- Blueberries ____ 49-50
- Grapes ____ 51-52
- Peaches ____ 53-54
- Pecans ____ 55-56
- Strawberries ____ 57-58
- Miscellaneous Fruits & Nuts ____ 59
- Total Fruits & Nuts Farm Gate Value ____ 60

VEGETABLES ____ 61-94
- Bell Peppers ____ 62-63
- Cabbage ____ 64-65
- Cantaloupe ____ 66-67
- Cucumbers ____ 68-69
- Eggplant ____ 70-71
- Greens (collards, kale, lettuc,e mustard, spinach, turnip greens) ____ 72-73
- Okra ____ 74-75

Onions 76-77
Other Peppers (banana, hot) 78
Other Vegetables 79
Snap Beans 80-81
Southern Peas 82-83
Squash (yellow, winter) 84-85
Sweet Corn 86-87
Tomato 88-89
Watermelon 90-91
Zucchini 92-93
Total Vegetables Farm Gate Value 94

ORNAMENTAL HORTICULTURE 95-105
Container Nursery 96-97
Field Nursery 98-99
Greenhouse 100-101
Turfgrass 102-103
Miscellaneous Ornamental Horticulture 104
Total Ornamental Horticulture 105

FORESTRY & PRODUCTS 106-114
Christmas Trees 107-108
Pine Straw 109-110
Timber 111-112
Miscellaneous Forestry 113
Total Forestry & Products Farm Gate Value 114

LIVESTOCK & AQUACULTURE 115-145
Beef Cattle Finished Outside County 116-117
Beef Cows 118-119
Beef Stockers 120-121
Catfish 122-123
Dairy 124-125
Goats 126-127
Honeybees 128-129
Horses- Boarding, Breeding & Training 130-131
Horses- Raised 132-133
Pork- Farrow to Finish 134-135
Pork- Feeder 136-137
Pork- Finishing 138-139
Quail 140-141
Sheep 142-143
Miscellaneous Livestock 144
Total Livestock & Aquaculture Farm Gate Value 145

POULTRY & EGGS 146-158
Broilers 147-150
Breeder Pullet Units 151-152
Hatching Layers 153-154
Table Layers 155-156
Miscellaneous Poultry & Eggs 157
Total Poultry & Eggs Farm Gate Value 158

AG & NATURE BASED TOURISM and OTHER INCOME 159-173
Ag and Nature Based Tourism 160-161
Crop Insurance 162-163
Government Payments 164-165

Hunting Leases- Deer _____ 166-167
Hunting Leases- Duck_____ 168-169
Hunting Leases- Turkey _____ 170-171
Miscellaneous Other Income _____172
Total Ag & Nature Based Tourism and Other Income Farm Gate Value _____173

2013 Georgia Agricultural Commodity Rankings

Rank	Commodity	Farm Gate	% of GA Total
1	Broilers	$4,429,260,554	32.59%
2	Cotton	$1,209,766,471	8.90%
3	Eggs	$779,821,118	5.74%
4	Beef	$646,096,689	4.75%
5	Timber	$515,969,350	3.80%
6	Corn	$510,281,110	3.75%
7	Peanuts	$507,455,693	3.73%
8	Dairy	$368,010,233	2.71%
9	Horses	$343,540,954	2.53%
10	Pecans	$315,570,610	2.32%
11	Blueberries	$312,760,786	2.30%
12	Greenhouse	$245,752,339	1.81%
13	Breeder Pullet Unit	$217,853,559	1.60%
14	Pork	$196,489,131	1.45%
15	Wheat	$154,589,039	1.14%
16	Container Nursery	$146,738,773	1.08%
17	Watermelon	$143,754,408	1.06%
18	Hay	$143,028,890	1.05%
19	Ag-based Tourism	$142,283,817	1.05%
20	Bell Peppers	$138,926,595	1.02%
21	Soybeans	$125,440,535	0.92%
22	Misc. Vegetables	$122,462,343	0.90%
23	Sweet Corn	$104,599,745	0.77%
24	Onions	$93,104,185	0.68%
25	Turfgrass	$91,030,619	0.67%
26	Hunting Lease - Deer	$89,729,587	0.66%
27	Cabbage	$74,635,247	0.55%
28	Field Nursery	$70,457,045	0.52%
29	Silage	$62,762,730	0.46%
30	Cucumbers	$59,351,916	0.44%
31	Greens (collards, kale, lettuce, mustard, spinach, turnip greens)	$58,912,995	0.43%
32	Pine Straw	$56,333,575	0.41%
33	Peaches	$55,425,575	0.41%
34	Tobacco	$52,674,042	0.39%
35	Tomato	$50,615,965	0.37%
36	Quail	$42,956,138	0.32%
37	Straw	$35,239,203	0.26%
38	Eggplant	$29,526,118	0.22%
39	Zucchini	$27,396,494	0.20%
40	Cantaloupe	$24,813,956	0.18%
41	Squash (Yellow and Winter)	$24,773,024	0.18%
42	Honeybees	$24,540,092	0.18%
43	Snap Beans	$21,849,842	0.16%
44	Catfish	$16,136,403	0.12%
45	Sorghum	$14,786,377	0.11%
46	Goats	$14,520,725	0.11%
47	Other Peppers (banana and hot)	$13,679,847	0.10%
48	Rye	$11,747,822	0.09%
49	Apples	$11,169,503	0.08%
50	Blackberries	$10,842,121	0.08%
51	Christmas Trees	$10,179,825	0.07%
52	Strawberries	$9,071,064	0.07%
53	Grapes	$8,465,121	0.06%
54	Hunting Leases - Turkey	$7,768,393	0.06%
55	Oats	$7,026,924	0.05%
56	Southern Peas	$6,905,619	0.05%
57	Okra	$2,466,644	0.02%
58	Sheep	$1,929,344	0.01%
59	Hunting Leases - Duck	$1,881,020	0.01%
60	Barley	$504,233	0.00%
	Crop Insurance	$80,439,800	0.59%
	Government Payments	$371,649,193	2.73%
	All Other Miscellaneous	$124,185,192	0.91%
	2013 Total Farm Gate Value	$13,591,936,257	

Annual Comparison of Farm Gate Value by Commodity

Commodity	2008	2009	2010	2011	2012	2013
Ag-based Tourism	78,231,051	83,068,838	90,422,182	126,716,879	194,138,372	142,283,817
Apples	5,916,644	6,758,360	7,596,900	8,795,169	9,482,967	11,169,503
Barley	115,042	181,045	129,422	267,237	471,476	504,233
Beef Cattle Finished Outside Co	21,287,747	20,577,017	26,650,560	23,909,967	34,726,244	52,247,935
Beef Cows	285,905,901	277,972,447	311,032,478	319,414,096	384,525,805	465,796,437
Beef Stockers	60,180,520	57,592,221	69,046,143	66,348,818	118,436,044	128,052,317
Blackberries	7,573,532	7,904,058	10,342,344	10,475,319	6,382,213	10,842,121
Blueberries	60,921,843	102,465,202	133,595,643	254,853,216	229,294,286	312,760,786
Breeder Pullet Unit	165,166,400	188,736,480	221,795,352	223,678,080	224,937,059	217,853,559
Broilers	4,886,977,280	4,421,181,714	4,591,024,507	4,667,682,292	4,698,860,078	4,429,260,554
Catfish	8,156,102	5,994,094	4,240,439	4,676,965	6,771,248	16,136,403
Christmas Trees	8,538,375	8,151,750	7,986,375	3,774,750	10,201,575	10,179,825
Corn	236,751,951	203,266,035	227,327,894	311,603,285	507,140,881	510,281,110
Cotton	584,120,198	712,666,755	1,166,526,022	1,508,274,752	1,303,963,388	1,209,766,471
Crop Insurance	107,397,080	96,189,876	117,411,444	222,331,126	61,995,265	80,439,800
Dairy	306,175,691	243,199,690	269,507,320	332,745,848	338,351,360	368,010,233
Eggs	592,973,078	572,149,060	570,240,252	567,964,150	792,868,250	779,821,118
Goats	15,209,919	16,394,238	22,236,094	21,625,638	17,356,138	14,520,725
Government Payments	311,070,587	252,127,033	317,965,090	226,967,248	192,650,105	371,649,193
Grapes	10,455,349	11,329,411	8,702,229	8,320,490	6,107,478	8,465,121
Greenhouse for OrnHort	261,673,990	263,196,439	248,494,122	275,900,999	259,160,015	245,752,339
Hay	144,911,814	155,118,653	146,741,117	196,848,652	130,368,410	143,028,890
Hogs, Farrow to Finish	31,088,454	21,459,527	34,820,997	28,750,855	33,071,332	31,733,484
Hogs, Feeder Pigs	36,300,155	21,877,847	59,890,631	60,175,479	112,229,948	138,460,688
Hogs, Finishing Only	22,969,283	20,459,179	21,096,000	24,565,927	26,306,325	26,294,960
Honeybees	16,557,716	17,889,132	16,382,145	19,304,336	17,488,270	24,540,092
Horses	413,576,500	397,876,700	362,368,000	322,478,524	342,171,919	343,540,954
Hunting Lease - Deer	102,439,208	103,723,788	101,350,404	97,810,004	95,641,803	89,729,587
Hunting Leases - Duck	1,948,530	2,077,750	2,224,270	2,008,350	1,565,300	1,881,020
Hunting Leases - Turkey	6,447,123	6,625,136	7,077,282	6,691,518	8,285,409	7,768,393
Miscellaneous (All Other)	84,165,885	76,036,527	65,413,269	86,223,504	277,704,543	124,185,192
Nursery - Container	190,217,960	210,443,858	170,649,216	143,042,671	141,767,646	146,738,773
Nursery - Field	91,698,285	90,644,554	78,761,642	70,733,854	68,006,337	70,457,045
Oats	9,493,258	7,206,105	5,834,012	6,759,419	5,950,222	7,026,924
Peaches	48,998,097	59,538,382	46,900,895	44,534,021	33,867,850	55,425,575
Peanuts	582,176,839	401,198,028	470,504,152	586,414,003	891,855,186	507,455,693
Pecans	125,932,662	170,979,661	233,941,290	319,538,540	249,298,409	315,570,610
Pine Straw	82,062,625	81,495,375	80,037,865	60,117,770	58,766,800	56,333,575
Quail	24,830,406	41,561,050	30,793,950	34,952,630	46,234,305	42,956,138
Rye	24,809,043	16,332,334	17,814,181	23,378,715	11,149,942	11,747,822
Sheep	847,350	1,029,671	1,360,781	1,665,700	2,141,949	1,929,344
Silage	45,184,550	44,931,437	38,020,710	59,053,284	53,010,200	62,762,730
Sorghum	12,189,560	7,468,351	11,495,257	17,418,364	18,631,094	14,786,377
Soybeans	115,880,243	168,450,779	113,640,059	65,479,034	126,664,100	125,440,535
Straw	44,078,741	31,976,192	29,970,250	19,070,675	32,672,238	35,239,203
Strawberries	4,820,431	4,920,533	6,519,883	6,530,753	9,871,698	9,071,064
Timber	472,414,381	401,524,348	480,347,745	470,297,585	523,290,282	515,969,350
Tobacco	69,564,849	53,187,922	46,364,983	53,776,268	45,064,752	52,674,042
Turfgrass	131,258,516	116,477,162	84,629,201	74,931,899	83,700,746	91,030,619
Vegetables - Bell Peppers	105,300,645	129,281,103	77,771,160	76,967,186	108,814,073	138,926,595
Vegetables - Cabbage	35,437,543	37,632,602	35,472,075	35,856,263	45,978,712	74,635,247
Vegetables - Cantaloupe	20,696,968	29,062,290	28,604,174	26,898,569	21,968,530	24,813,956
Vegetables - Cucumbers	80,673,284	52,572,483	45,055,973	49,801,861	43,371,337	59,351,916
Vegetables - Eggplant	16,760,087	15,523,714	34,962,645	19,968,360	17,339,586	29,526,118
Vegetables - Greens	57,106,251	48,765,522	39,720,924	28,775,865	33,011,004	58,912,995
Vegetables - Okra	887,769	811,533	815,711	753,639	525,574	2,466,644
Vegetables - Onions	139,018,353	126,107,748	139,021,248	159,033,150	163,045,682	93,104,185
Vegetables - Other Peppers	12,539,294	10,484,270	5,731,373	5,097,248	4,321,351	13,679,847
Vegetables - Other Veg	66,496,031	97,683,309	103,620,855	111,818,983	114,739,943	122,462,343
Vegetables - Snap Beans	22,588,108	35,276,063	17,261,310	18,303,742	51,404,905	21,849,842
Vegetables - Southern Peas	10,968,397	12,107,146	9,557,626	8,733,846	9,331,174	6,905,619
Vegetables - Squash	25,019,023	21,454,258	21,930,566	24,600,189	16,706,584	24,773,024
Vegetables - Sweet Corn	69,132,140	83,028,604	52,924,554	62,381,477	79,209,882	104,599,745
Vegetables - Tomato	51,230,245	63,875,475	24,796,742	33,518,009	39,008,214	50,615,965
Vegetables - Watermelon	118,277,909	139,001,756	98,148,731	98,654,431	159,552,119	143,754,408
Vegetables - Zucchini	16,905,638	12,964,910	17,435,894	20,096,532	27,257,213	27,396,494
Wheat	121,707,481	57,489,981	62,406,657	83,175,081	104,369,607	154,589,039
Totals	11,922,405,911	11,256,734,510	12,002,461,213	12,953,313,087	13,884,552,747	13,591,936,257

2013 Georgia Top Ten Agricultural Commodities

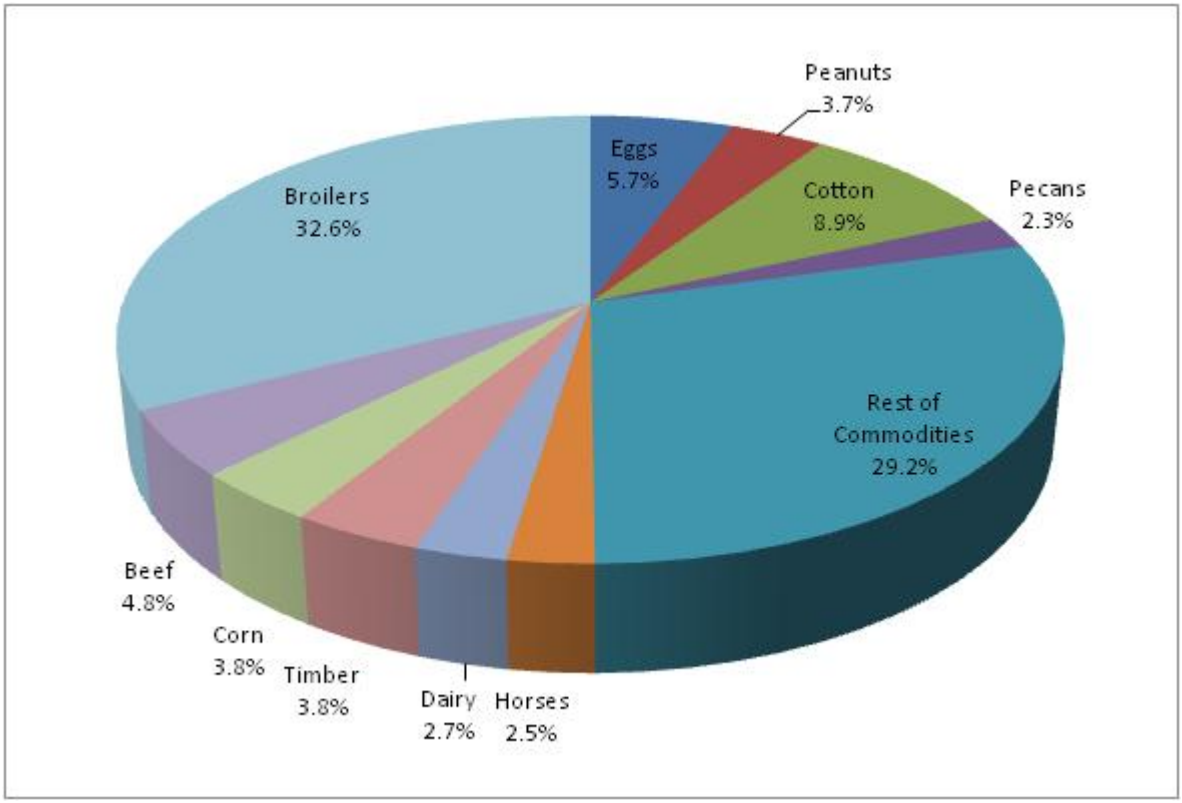

2013 Georgia Farm Gate TOTAL Value by Commodity Group

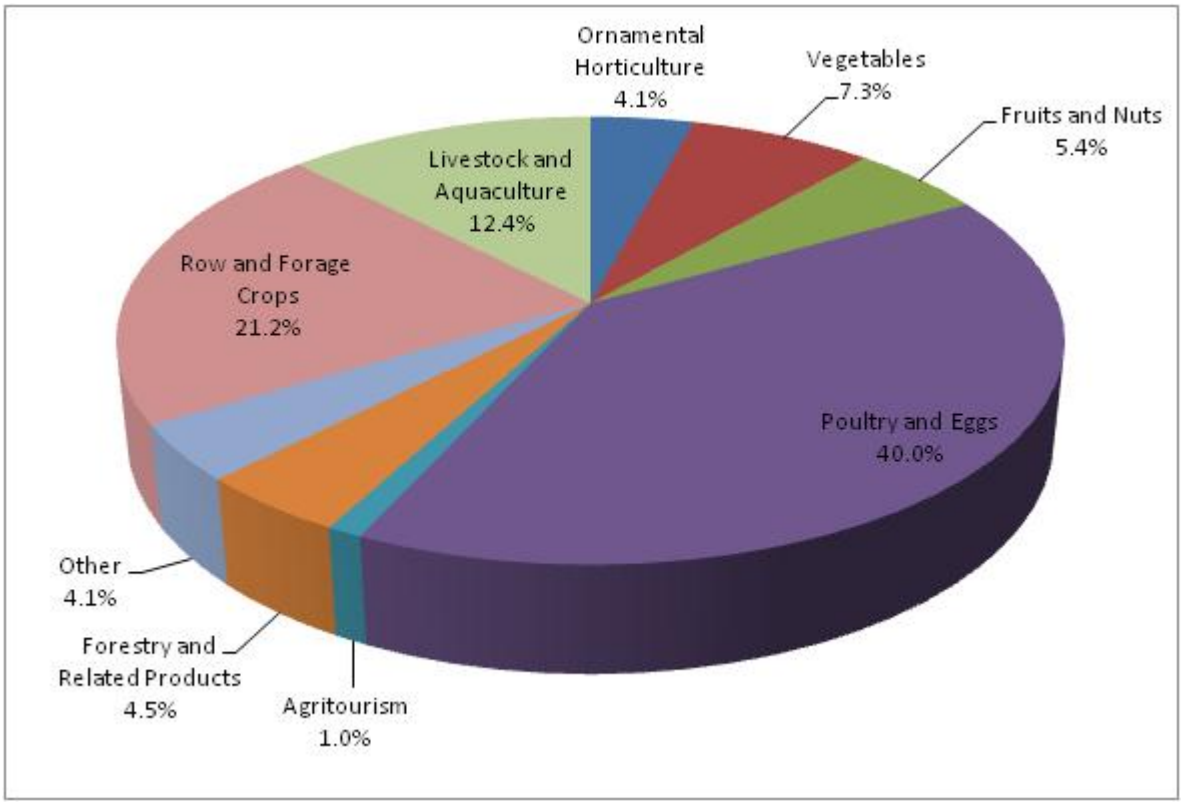

2013 Georgia Farm Gate GROWER Value by Commodity Group

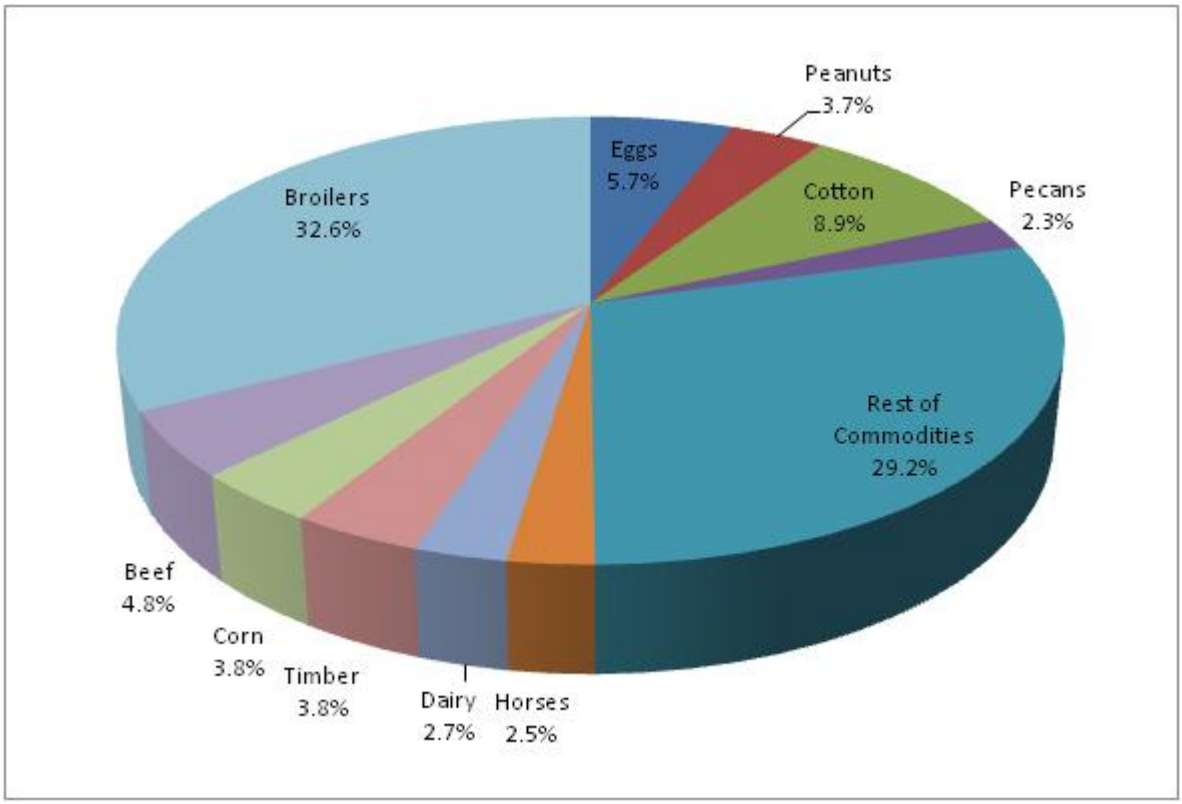

2013 Georgia summary Tables

2013 Top Ten Counties Total Farm Gate Value

County	Value	% of Total
Colquitt	$514,118,094	3.78%
Franklin	$374,798,616	2.76%
Mitchell	$358,378,008	2.64%
Jackson	$351,360,674	2.59%
Madison	$345,690,210	2.54%
Hart	$324,034,500	2.38%
Banks	$291,143,973	2.14%
Hall	$285,902,501	2.10%
Habersham	$276,477,531	2.03%
Tattnall	$262,404,572	1.93%

2013 Top Ten Counties Total Vegetables Value

County	Value	% of Total
Colquitt	$208,222,040	20.87%
Echols	$118,732,055	11.90%
Tift	$104,571,575	10.48%
Decatur	$77,152,262	7.73%
Toombs	$69,658,416	6.98%
Brooks	$53,716,068	5.38%
Mitchell	$32,193,965	3.23%
Grady	$21,151,919	2.12%
Cook	$19,566,225	1.96%
Worth	$19,389,308	1.94%

2013 Top Ten Counties Total GROWER Value (all except broiler-integrator)

County	Value	% of Total
Colquitt	$514,118,094	3.78%
Franklin	$374,798,616	2.76%
Mitchell	$358,378,008	2.64%
Jackson	$351,360,674	2.59%
Madison	$345,690,210	2.54%
Hart	$324,034,500	2.38%
Banks	$291,143,973	2.14%
Hall	$285,902,501	2.10%
Habersham	$276,477,531	2.03%
Tattnall	$262,404,572	1.93%

2013 Top Ten Counties Total Ornamental Horticulture Value

County	Value	% of Total
Grady	$37,264,257	6.63%
McDuffie	$33,960,988	6.04%
Clarke	$29,050,351	5.16%
Paulding	$22,059,788	3.92%
Coffee	$16,781,785	2.98%
Gwinnett	$16,175,490	2.88%
Oconee	$14,681,080	2.61%
Bartow	$13,786,658	2.45%
Cherokee	$13,091,517	2.33%
Jasper	$12,980,000	2.31%

2013 Top Ten Counties Total Row & Forage Value

County	Value	% of Total
Mitchell	$130,579,354	4.53%
Worth	$109,570,447	3.80%
Decatur	$102,341,106	3.55%
Dooly	$91,734,495	3.19%
Miller	$86,341,548	3.00%
Burke	$84,455,158	2.93%
Colquitt	$81,845,430	2.84%
Seminole	$81,190,870	2.82%
Early	$76,689,520	2.66%
Coffee	$75,953,092	2.64%

2013 Top Ten Counties Total Forestry & Products Value

County	Value	% of Total
Wayne	$20,729,383	3.42%
Emanuel	$16,999,022	2.80%
Clinch	$16,859,533	2.78%
Charlton	$14,485,372	2.39%
Laurens	$14,284,271	2.35%
Screven	$13,423,913	2.21%
Tattnall	$12,158,365	2.00%
Appling	$11,372,004	1.87%
Effingham	$11,110,727	1.83%
Burke	$10,830,964	1.79%

2013 Top Ten Counties Total Fruits & Nuts Value

County	Value	% of Total
Bacon	$90,314,200	12.39%
Clinch	$78,557,400	10.77%
Appling	$78,025,480	10.70%
Dougherty	$41,230,362	5.65%
Mitchell	$39,427,552	5.41%
Peach	$39,125,300	5.37%
Macon	$21,460,000	2.94%
Lanier	$19,386,000	2.66%
Crawford	$16,310,400	2.24%
Lee	$14,529,318	1.99%

2013 Top Ten Counties Total Livestock & Aquaculture Value

County	Value	% of Total
Oglethorpe	$93,658,530	5.57%
Tattnall	$60,230,706	3.59%
Brooks	$54,936,959	3.27%
Macon	$54,060,610	3.22%
Morgan	$51,855,525	3.09%
Carroll	$46,513,867	2.77%
Coweta	$44,544,200	2.65%
Mitchell	$34,585,324	2.06%
Burke	$34,029,531	2.03%
Greene	$31,350,274	1.87%

2013 Top Ten Counties Total Poultry & Egg Value

County	Value	% of Total
Franklin	$354,566,580	6.52%
Madison	$320,442,500	5.89%
Jackson	$317,733,576	5.84%
Hart	$288,586,371	5.31%
Banks	$273,283,052	5.03%
Hall	$247,678,442	4.55%
Habersham	$243,227,408	4.47%
Carroll	$191,466,929	3.52%
Gilmer	$181,193,323	3.33%
Colquitt	$171,218,532	3.15%

2013 Top Ten Counties Total AG Tourism & Other Income Gate Value

County	Value	% of Total
Glynn	$35,411,509	24.89%
Gilmer	$8,596,000	6.04%
Toombs	$7,500,000	5.27%
Fannin	$6,647,700	4.67%
Mitchell	$5,543,500	3.90%
Lowndes	$5,429,750	3.82%
Jasper	$3,991,650	2.81%
Crisp	$3,668,710	2.58%
Putnam	$3,588,450	2.52%
Carroll	$3,505,776	2.46%

2013 Top Ten Commodities

Commodity	Value	% of Total
Broilers	4429260554	32.59%
Cotton	1209766471	8.90%
Eggs	779821118	5.74%
Beef	646096689	4.75%
Timber	515969350	3.80%
Corn	510281110	3.75%
Peanuts	507455693	3.73%
Dairy	368010233	2.71%
Horses	343540954	2.53%
Pecans	315570610	2.32%

2013 Top Ten Vegetables

Commodity	Value	% of Total
Watermelon	$143,754,408	14.40%
Bell Peppers	$138,926,595	13.92%
Sweet Corn	$104,599,745	10.48%
Onions	$93,104,185	9.33%
Cabbage	$74,635,247	7.48%
Cucumbers	$59,351,916	5.94%
Tomato	$50,615,965	5.07%
Carrots	$31,136,909	3.12%
Eggplant	$29,526,118	2.95%
Zucchini	$27,396,494	2.74%

2013 Farm Gate Grower Value (Total value less broiler integrator value) Ranked by Commodity Group

County	Value	% of Total
Row & Forage Crops	$2,879,915,773	21.19%
Livestock & Aquaculture	$1,679,985,879	12.36%
Poultry & Eggs	$1,505,601,035	11.08%
Vegetables	$997,774,942	7.34%
Fruits & Nuts	$729,217,363	5.37%
Other Income	$697,806,077	5.13%
Forestry & Products	$606,585,987	4.46%
Ornamental Horticulture	$562,469,506	4.14%

2013 Total Farm gate Value Ranked by Commodity Group

County	Value	% of Total
Poultry & Eggs	$5,438,180,731	40.01%
Row & Forage Crops	$2,879,915,773	21.19%
Livestock & Aquaculture	$1,679,985,879	12.36%
Vegetables	$997,774,942	7.34%
Fruits & Nuts	$729,217,363	5.37%
Other Income	$697,806,077	5.13%
Forestry & Products	$606,585,987	4.46%
Ornamental Horticulture	$562,469,506	4.14%

2013 Total Farm Gate Value By Cooperative Extension District

District	Value	% of Total
Northeast	$4,189,672,825	30.82 %
Northwest	$1,725,646,356	12.70 %
Southeast	$2,798,237,315	20.59 %
Southwest	$4,878,379,756	35.89 %

2013 Total Farm Gate Value by U.S. Congressional District*

District	Value
District 1	$1,958,423,985
District 2	$3,220,577,827
District 3	$619,607,736
District 4	$41,687,693
District 5	$35,373,168
District 6	$88,838,393
District 7	$129,254,435
District 8	$1,789,376,449
District 9	$1,334,853,535
District 10	$3,073,691,967
District 11	$799,520,979
District 12	$1,364,991,346
District 13	$64,153,954

***Counties in multiple districts are counted 100% in each.**

Total GROWER Value, 2013 (excludes broiler-integrator)

Rank	Commodity	Farm Gate
7	Appling	$183,400,951
54	Atkinson	$65,038,926
9	Bacon	$173,822,380
44	Baker	$80,361,353
143	Baldwin	$11,280,887
31	Banks	$101,319,440
139	Barrow	$12,403,225
73	Bartow	$48,347,243
61	Ben Hill	$56,961,842
25	Berrien	$112,749,669
151	Bibb	$5,951,718
90	Bleckley	$32,229,444
63	Brantley	$56,277,969
4	Brooks	$203,149,897
142	Bryan	$11,825,111
13	Bulloch	$154,098,768
14	Burke	$153,841,709
136	Butts	$13,379,818
49	Calhoun	$75,427,886
140	Camden	$12,256,225
58	Candler	$60,401,970
32	Carroll	$99,393,197
122	Catoosa	$17,726,759
82	Charlton	$36,207,631
152	Chatham	$5,291,406
158	Chattahoochee	$687,404
84	Chattooga	$35,283,501
87	Cherokee	$33,773,437
86	Clarke	$34,861,255
102	Clay	$26,481,873
137	Clayton	$12,865,812
28	Clinch	$107,503,997
148	Cobb	$10,324,015
11	Coffee	$161,576,775
1	Colquitt	$376,345,866
123	Columbia	$17,699,137
40	Cook	$81,756,622
65	Coweta	$52,372,690
89	Crawford	$32,749,047
36	Crisp	$95,712,217
128	Dade	$15,797,335
134	Dawson	$13,728,157
3	Decatur	$237,198,931
155	DeKalb	$3,562,200
56	Dodge	$63,781,201
18	Dooly	$138,768,723
50	Dougherty	$70,530,998
157	Douglas	$1,867,684
26	Early	$111,261,080
16	Echols	$150,328,794
78	Effingham	$45,211,274
74	Elbert	$47,855,105
62	Emanuel	$56,396,224
79	Evans	$43,222,437
103	Fannin	$25,789,655
146	Fayette	$10,579,435
80	Floyd	$40,836,499
129	Forsyth	$15,623,551

Rank	Commodity	Farm Gate
33	Franklin	$99,309,996
116	Fulton	$18,945,157
55	Gilmer	$64,046,876
118	Glascock	$18,506,402
72	Glynn	$48,595,913
53	Gordon	$65,890,784
17	Grady	$145,561,977
70	Greene	$49,339,793
117	Gwinnett	$18,661,633
29	Habersham	$104,949,339
23	Hall	$113,993,136
124	Hancock	$17,257,796
133	Haralson	$13,870,519
108	Harris	$22,926,233
10	Hart	$165,355,597
98	Heard	$28,253,181
125	Henry	$16,589,087
92	Houston	$31,022,582
27	Irwin	$111,177,758
5	Jackson	$202,464,674
39	Jasper	$85,602,821
52	Jeff Davis	$65,942,611
51	Jefferson	$70,300,703
76	Jenkins	$46,271,230
100	Johnson	$26,922,696
132	Jones	$14,330,042
120	Lamar	$18,037,096
75	Lanier	$47,291,415
71	Laurens	$48,749,389
30	Lee	$104,180,102
150	Liberty	$6,210,394
126	Lincoln	$16,316,993
106	Long	$24,554,152
46	Lowndes	$79,330,067
121	Lumpkin	$17,826,632
12	Macon	$159,957,555
41	Madison	$81,738,210
113	Marion	$19,498,649
69	McDuffie	$49,938,414
149	McIntosh	$6,604,516
66	Meriwether	$51,118,218
22	Miller	$123,726,254
2	Mitchell	$275,131,608
135	Monroe	$13,510,409
88	Montgomery	$33,476,284
37	Morgan	$93,452,861
104	Murray	$25,380,478
159	Muscogee	$279,300
112	Newton	$19,895,667
67	Oconee	$51,021,150
19	Oglethorpe	$133,386,977
95	Paulding	$30,282,134
59	Peach	$59,782,789
138	Pickens	$12,487,204
60	Pierce	$59,142,918
141	Pike	$11,999,831
131	Polk	$15,174,444
48	Pulaski	$77,131,971

Rank	Commodity	Farm Gate
34	Putnam	$98,133,674
154	Quitman	$4,392,511
111	Rabun	$20,956,891
57	Randolph	$62,093,857
130	Richmond	$15,592,667
114	Rockdale	$19,463,860
145	Schley	$10,988,240
42	Screven	$81,433,975
21	Seminole	$127,032,458
153	Spalding	$4,853,757
83	Stephens	$36,028,440
110	Stewart	$21,926,195
24	Sumter	$112,779,438
109	Talbot	$22,408,363
156	Taliaferro	$2,876,906
15	Tattnall	$151,571,804
91	Taylor	$31,774,106
77	Telfair	$45,832,301
45	Terrell	$79,807,290
38	Thomas	$91,179,571
6	Tift	$187,052,433
20	Toombs	$131,676,414
144	Towns	$11,014,330
119	Treutlen	$18,177,668
127	Troup	$16,278,373
43	Turner	$81,173,725
115	Twiggs	$19,413,549
105	Union	$25,193,897
107	Upson	$23,591,201
97	Walker	$29,378,371
93	Walton	$30,464,324
68	Ware	$50,070,189
94	Warren	$30,338,003
81	Washington	$37,865,024
47	Wayne	$78,264,068
99	Webster	$27,467,435
101	Wheeler	$26,786,797
85	White	$35,141,908
96	Whitfield	$29,510,009
35	Wilcox	$96,929,112
64	Wilkes	$52,880,339
147	Wilkinson	$10,359,765
8	Worth	$181,022,359

Total Farm Gate Value, 2013

Rank	Commodity	Farm Gate
16	Appling	$225,844,432
36	Atkinson	$114,589,710
22	Bacon	$183,153,580
38	Baker	$110,248,841
140	Baldwin	$15,092,625
7	Banks	$291,143,973
106	Barrow	$34,613,872
52	Bartow	$91,713,995
68	Ben Hill	$66,500,402
34	Berrien	$117,452,400
149	Bibb	$9,545,447
107	Bleckley	$34,245,444
78	Brantley	$56,277,969
17	Brooks	$210,188,617
144	Bryan	$11,825,111
24	Bulloch	$170,200,964
26	Burke	$153,841,709
141	Butts	$13,379,818
46	Calhoun	$97,258,747
143	Camden	$12,256,225
73	Candler	$60,965,970
13	Carroll	$258,446,611
95	Catoosa	$42,503,053
105	Charlton	$36,207,631
153	Chatham	$5,291,406
158	Chattahoochee	$687,404
98	Chattooga	$40,968,621
69	Cherokee	$66,331,036
97	Clarke	$41,033,671
119	Clay	$26,481,873
142	Clayton	$12,865,812
39	Clinch	$107,503,997
148	Cobb	$10,324,015
12	Coffee	$260,386,868
1	Colquitt	$514,118,094
133	Columbia	$17,699,137
43	Cook	$101,768,244
80	Coweta	$52,372,690
76	Crawford	$59,144,247
42	Crisp	$102,412,537
110	Dade	$33,218,167
84	Dawson	$49,749,078
14	Decatur	$237,198,931
155	DeKalb	$3,562,200
65	Dodge	$69,385,105
25	Dooly	$162,548,767
63	Dougherty	$71,983,862
157	Douglas	$1,867,684
37	Early	$112,340,350
27	Echols	$150,328,794
91	Effingham	$45,211,274
33	Elbert	$117,530,491
77	Emanuel	$56,396,224
71	Evans	$62,714,247
96	Fannin	$41,424,132
147	Fayette	$10,579,435
49	Floyd	$93,247,891
138	Forsyth	$15,623,551
2	Franklin	$374,798,616
128	Fulton	$18,945,157
18	Gilmer	$206,796,449
131	Glascock	$18,506,402
86	Glynn	$48,595,913
19	Gordon	$196,001,072
23	Grady	$177,317,433
70	Greene	$64,229,393
130	Gwinnett	$18,661,633
9	Habersham	$276,477,531
8	Hall	$285,902,501
134	Hancock	$17,257,796
101	Haralson	$38,506,039
122	Harris	$22,926,233
6	Hart	$324,034,500
66	Heard	$67,604,905
135	Henry	$16,589,087
100	Houston	$38,727,950
35	Irwin	$115,629,748
4	Jackson	$351,360,674
55	Jasper	$87,069,221
53	Jeff Davis	$88,637,177
64	Jefferson	$70,300,703
89	Jenkins	$46,271,230
117	Johnson	$26,922,696
129	Jones	$18,789,775
104	Lamar	$37,070,968
87	Lanier	$47,291,415
85	Laurens	$48,749,389
40	Lee	$104,180,102
152	Liberty	$6,210,394
136	Lincoln	$16,316,993
108	Long	$34,038,449
61	Lowndes	$79,330,067
94	Lumpkin	$42,526,692
15	Macon	$232,916,595
5	Madison	$345,690,210
88	Marion	$46,487,538
83	McDuffie	$49,938,414
151	McIntosh	$6,604,516
82	Meriwether	$51,118,218
32	Miller	$126,162,734
3	Mitchell	$358,378,008
112	Monroe	$31,661,554
109	Montgomery	$33,476,284
29	Morgan	$133,099,625
56	Murray	$86,030,782
159	Muscogee	$279,300
124	Newton	$19,895,667
57	Oconee	$82,277,398
11	Oglethorpe	$260,413,877
93	Paulding	$43,057,411
75	Peach	$59,782,789
79	Pickens	$55,125,604
74	Pierce	$60,079,393
126	Pike	$19,419,815
116	Polk	$27,255,324
41	Pulaski	$103,933,251
45	Putnam	$98,133,674
154	Quitman	$4,392,511
121	Rabun	$23,906,011
72	Randolph	$62,093,857
139	Richmond	$15,592,667
125	Rockdale	$19,463,860
111	Schley	$32,295,257
58	Screven	$81,433,975
31	Seminole	$127,032,458
150	Spalding	$7,335,357
62	Stephens	$78,592,843
120	Stewart	$25,291,245
30	Sumter	$132,540,915
123	Talbot	$22,408,363
156	Taliaferro	$2,876,906
10	Tattnall	$262,404,572
92	Taylor	$43,685,786
90	Telfair	$45,832,301
59	Terrell	$79,807,290
51	Thomas	$92,321,107
21	Tift	$187,052,433
28	Toombs	$133,853,003
146	Towns	$11,014,330
132	Treutlen	$18,177,668
137	Troup	$16,278,373
50	Turner	$93,085,405
127	Twiggs	$19,413,549
114	Union	$28,916,297
102	Upson	$38,255,201
54	Walker	$88,609,200
99	Walton	$40,459,712
81	Ware	$52,343,515
113	Warren	$30,338,003
103	Washington	$37,865,024
60	Wayne	$79,787,681
115	Webster	$28,867,057
118	Wheeler	$26,786,797
48	White	$95,494,420
67	Whitfield	$66,932,537
47	Wilcox	$96,929,112
44	Wilkes	$100,407,942
145	Wilkinson	$11,659,221
20	Worth	$194,513,239

Total Farm Gate Value: 2013
GA = $13,591,936,257

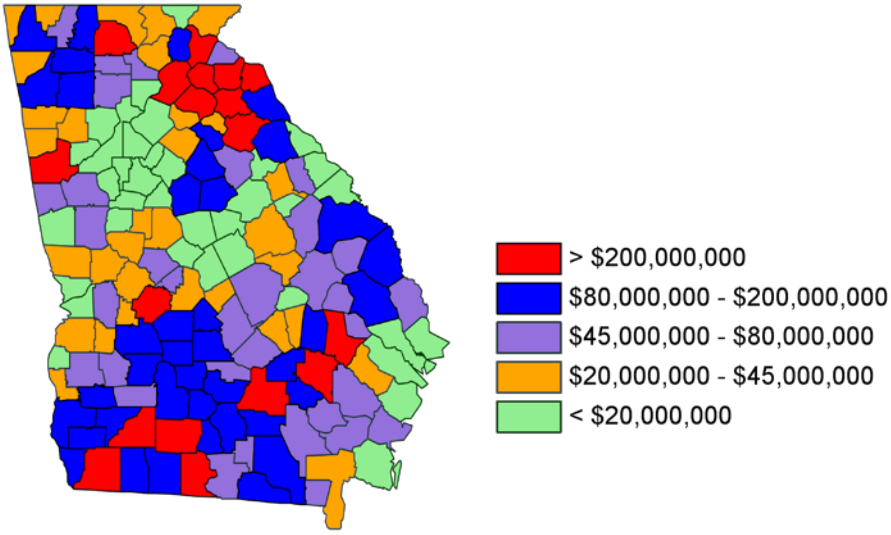

Grower Farm Gate Value: 2013
GA = $9,659,356,561

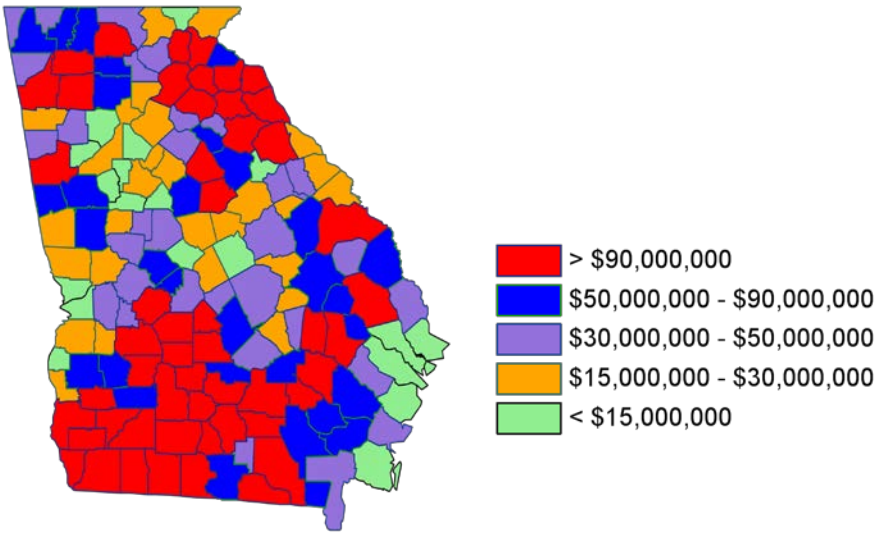

Row & Forage Crops Farm Gate Value: 2013
GA = $2,879,915,773

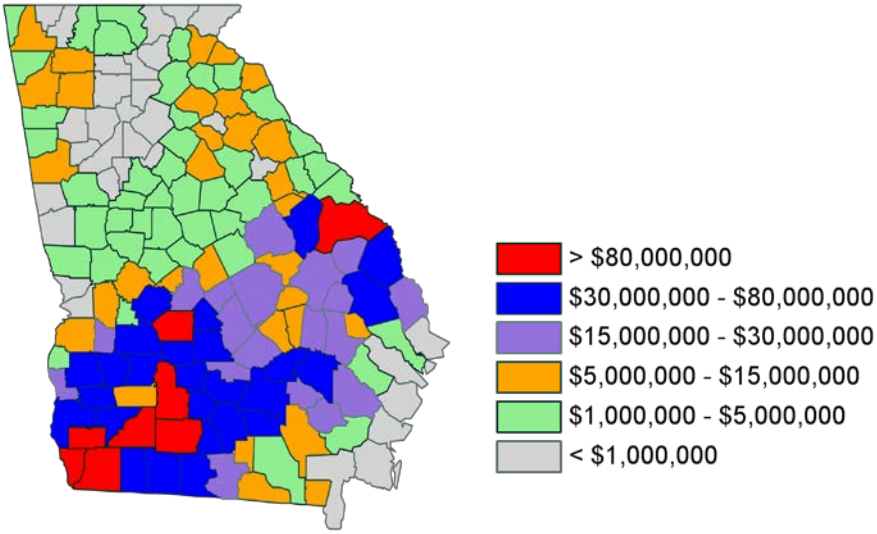

Fruit & Nut Crops Farm Gate Value: 2013
GA = $729,217,363

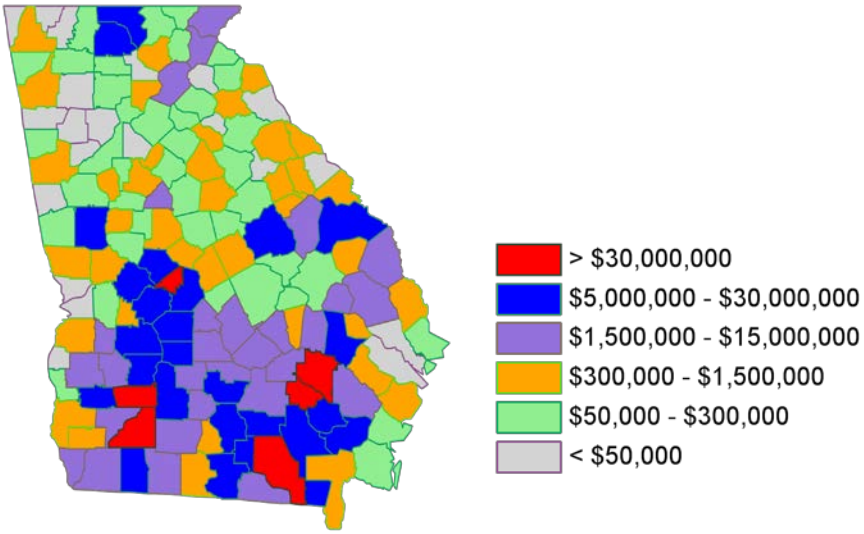

Vegetables Farm Gate Value: 2013
GA = $997,774,942

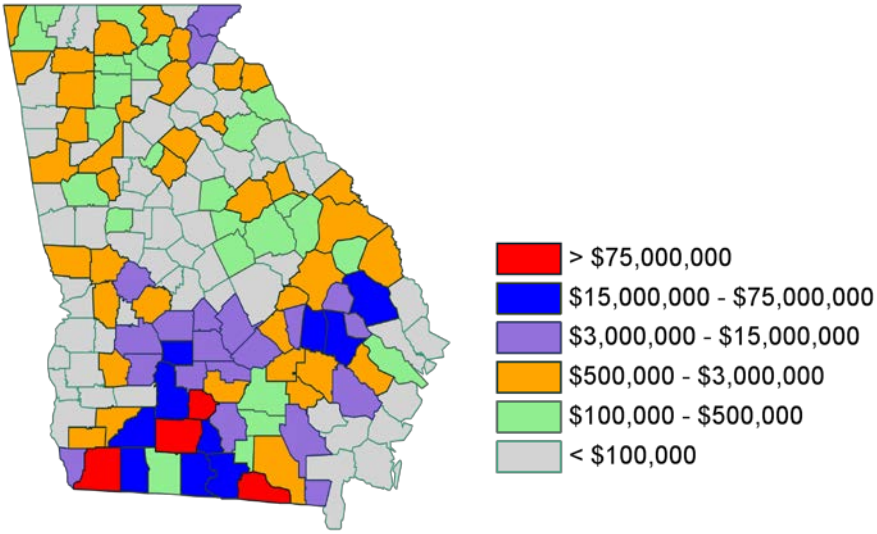

Ornamental Horticulture Farm Gate Value: 2013
GA = $562,469,506

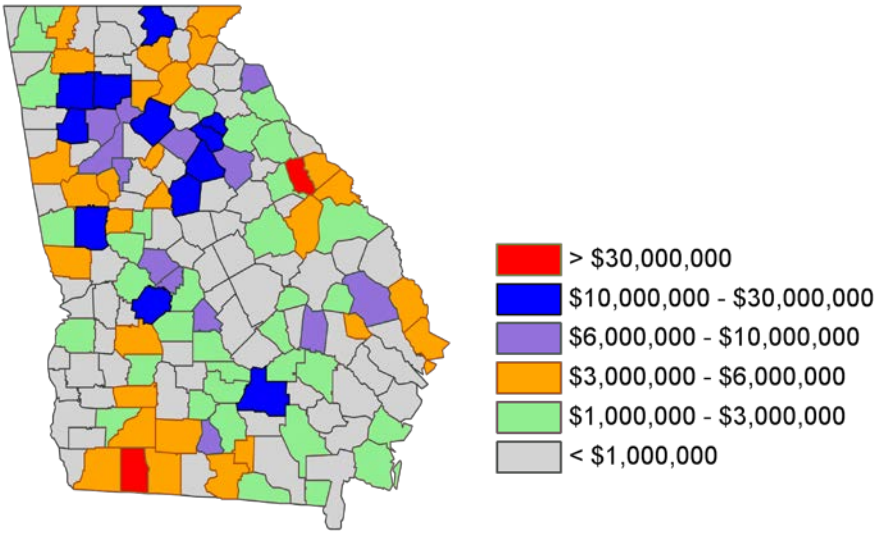

Forestry & Products Farm Gate Value: 2013
GA = $606,585,987

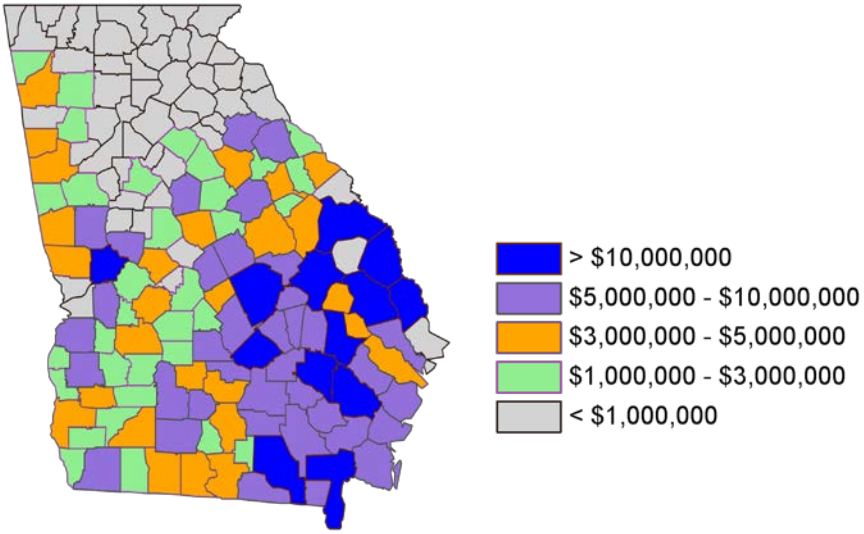

Livestock & Aquaculture Farm Gate Value: 2013
GA = $1,679,985,879

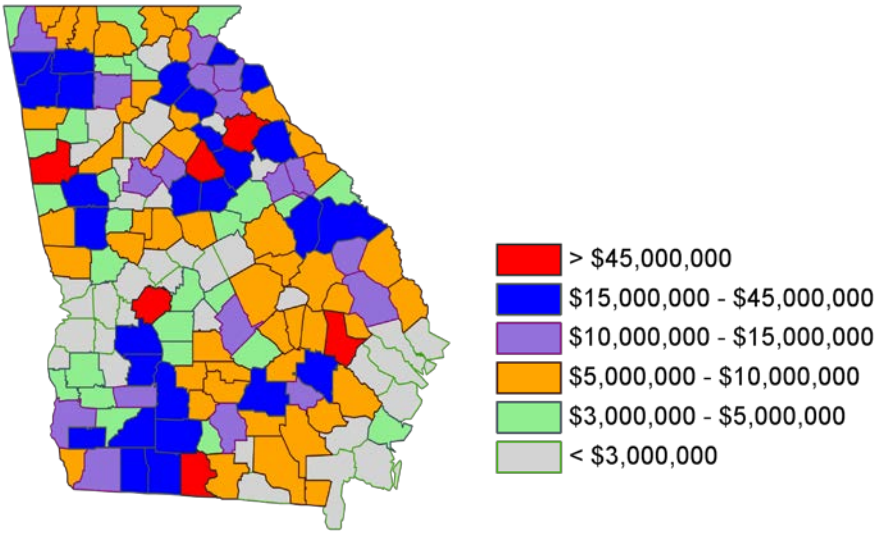

Poultry & Egg Farm Gate Value: 2013
GA = $5,438,180,731

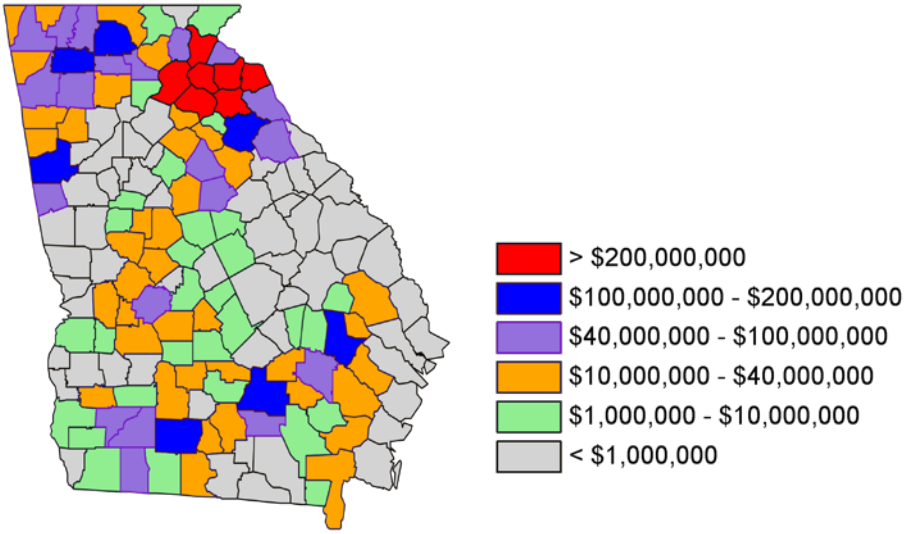

Other Income Farm Gate Value: 2013
GA = $697,806,077

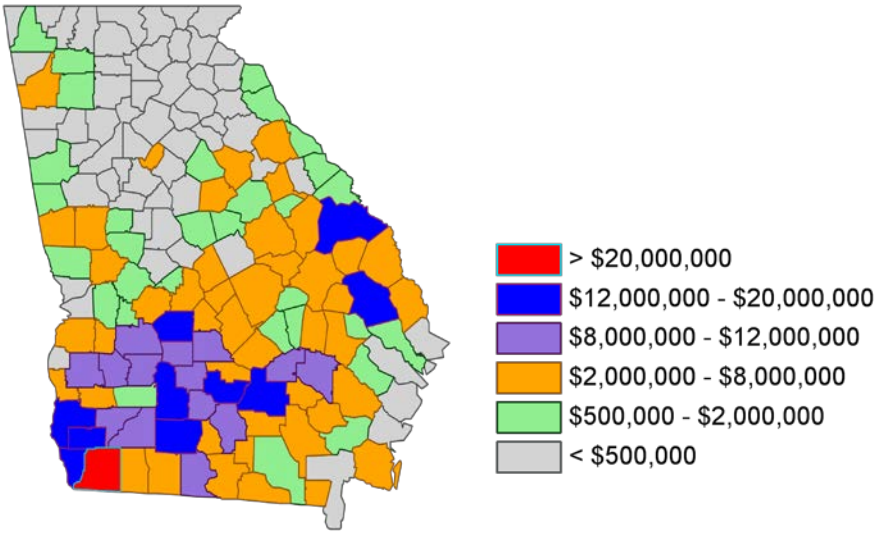

2013 Georgia Farm Gate Value
-Row and Forage Crops-

$2,879,915,773

Row and Forage Crops
2013 Farm Gate Value

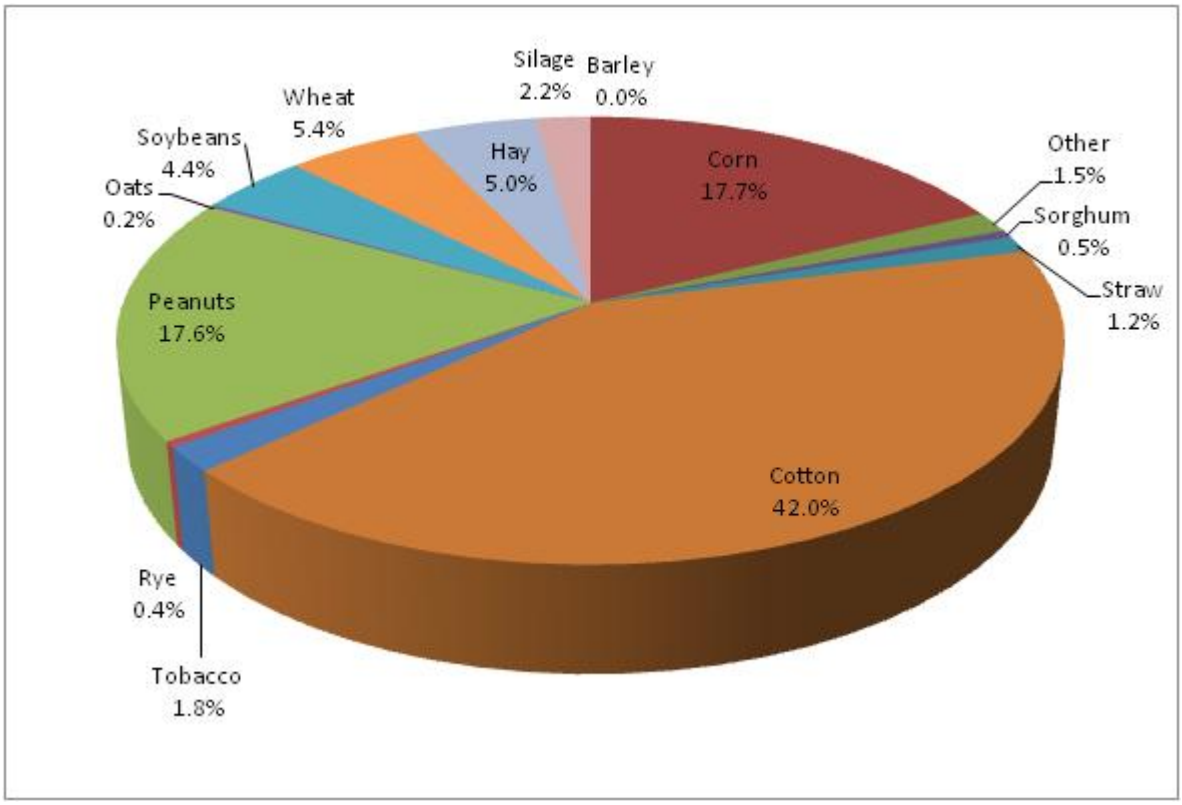

Barley Farm Gate Value 2013

Rank	County	Acres	Bu/Acre	$/Bu	Farm Gate
-	Appling				$0
-	Atkinson				$0
-	Bacon				$0
-	Baker				$0
-	Baldwin				$0
-	Banks				$0
-	Barrow				$0
-	Bartow				$0
-	Ben Hill				$0
-	Berrien				$0
-	Bibb				$0
-	Bleckley				$0
-	Brantley				$0
-	Brooks				$0
-	Bryan				$0
9	Bulloch	14	39	$6.00	$3,276
-	Burke				$0
7	Butts	25	71	$6.00	$10,665
-	Calhoun				$0
-	Camden				$0
-	Candler				$0
-	Carroll				$0
-	Catoosa				$0
-	Charlton				$0
-	Chatham				$0
-	Chattahoochee				$0
-	Chattooga				$0
8	Cherokee	22	71	$6.00	$9,385
-	Clarke				$0
-	Clay				$0
-	Clayton				$0
-	Clinch				$0
-	Cobb				$0
-	Coffee				$0
-	Colquitt				$0
-	Columbia				$0
-	Cook				$0
-	Coweta				$0
-	Crawford				$0
-	Crisp				$0
-	Dade				$0
-	Dawson				$0
-	Decatur				$0
-	DeKalb				$0
-	Dodge				$0
-	Dooly				$0
-	Dougherty				$0
-	Douglas				$0
-	Early				$0
-	Echols				$0
-	Effingham				$0
-	Elbert				$0
-	Emanuel				$0
-	Evans				$0
-	Fannin				$0
-	Fayette				$0
-	Floyd				$0
-	Forsyth				$0
2	Franklin	200	71	$6.00	$85,200
-	Fulton				$0

Rank	County	Acres	Bu/Acre	$/Bu	Farm Gate
-	Gilmer				$0
-	Glascock				$0
-	Glynn				$0
1	Gordon	546.80	71	$6.00	$233,264
-	Grady				$0
-	Greene				$0
-	Gwinnett				$0
-	Habersham				$0
-	Hall				$0
-	Hancock				$0
-	Haralson				$0
-	Harris				$0
5	Hart	113.40	60	$5.40	$36,741
-	Heard				$0
4	Henry	200	50	$5.40	$54,000
-	Houston				$0
-	Irwin				$0
-	Jackson				$0
-	Jasper				$0
-	Jeff Davis				$0
-	Jefferson				$0
-	Jenkins				$0
-	Johnson				$0
-	Jones				$0
3	Lamar	100	100	$6.00	$60,000
-	Lanier				$0
-	Laurens				$0
-	Lee				$0
-	Liberty				$0
-	Lincoln				$0
-	Long				$0
-	Lowndes				$0
-	Lumpkin				$0
-	Macon				$0
-	Madison				$0
-	Marion				$0
-	McDuffie				$0
-	McIntosh				$0
-	Meriwether				$0
-	Miller				$0
-	Mitchell				$0
6	Monroe	40	50	$5.40	$10,800
-	Montgomery				$0
-	Morgan				$0
-	Murray				$0
-	Muscogee				$0
-	Newton				$0
-	Oconee				$0
-	Oglethorpe				$0
-	Paulding				$0
-	Peach				$0
-	Pickens				$0
-	Pierce				$0
-	Pike				$0
-	Polk				$0
-	Pulaski				$0
-	Putnam				$0
-	Quitman				$0
-	Rabun				$0
-	Randolph				$0

Rank	County	Acres	Bu/Acre	$/Bu	Farm Gate
-	Richmond				$0
-	Rockdale				$0
-	Schley				$0
-	Screven				$0
-	Seminole				$0
-	Spalding				$0
-	Stephens				$0
-	Stewart				$0
-	Sumter				$0
-	Talbot				$0
-	Taliaferro				$0
-	Tattnall				$0
-	Taylor				$0
-	Telfair				$0
-	Terrell				$0
-	Thomas				$0
-	Tift				$0
-	Toombs				$0
-	Towns				$0
-	Treutlen				$0
-	Troup				$0
-	Turner				$0
-	Twiggs				$0
-	Union				$0
10	Upson	3	50	$6.00	$900
-	Walker				$0
-	Walton				$0
-	Ware				$0
-	Warren				$0
-	Washington				$0
-	Wayne				$0
-	Webster				$0
-	Wheeler				$0
-	White				$0
-	Whitfield				$0
-	Wilcox				$0
-	Wilkes				$0
-	Wilkinson				$0
-	Worth				$0
	Totals & Avg.	**1,264**	**67.96**	**$5.87**	**$504,233**

Percent of Row & Forage 0.02%

Top Ten Counties by Value - Barley

County	Acres	Yield	Price	Farm Gate
Gordon	546.80	71	$6.00	$233,264
Franklin	200	71	$6.00	$85,200
Lamar	100	100	$6.00	$60,000
Henry	200	50	$5.40	$54,000
Hart	113.40	60	$5.40	$36,741
Monroe	40	50	$5.40	$10,800
Butts	25	71	$6.00	$10,665
Cherokee	22	71	$6.00	$9,385
Bulloch	14	39	$6.00	$3,276
Upson	3	50	$6.00	$900

Top Ten Counties

For Barley

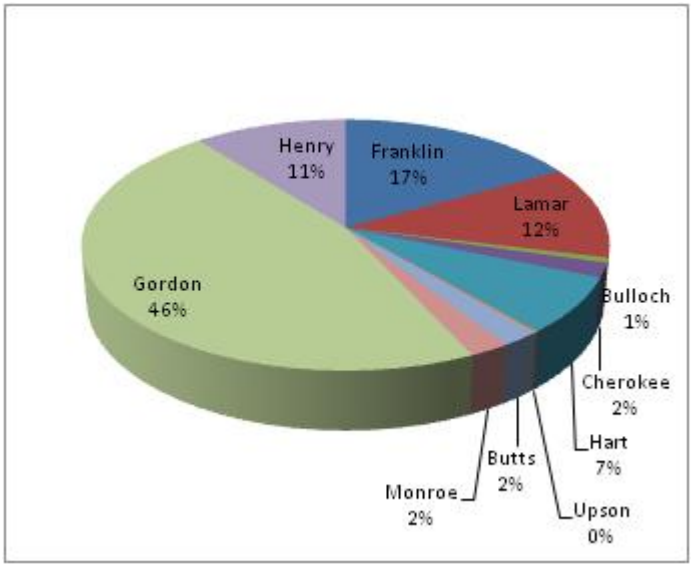

Corn Farm Gate Value 2013

Rank	County	Acres	Bu/Acre	$/Bu	Farm Gate
28	Appling	5,508.40	175	$5.50	$5,301,835
30	Atkinson	5,337	175	$5.50	$5,136,862
44	Bacon	2,666	180	$6.95	$3,335,166
5	Baker	19,000	188	$5.50	$19,646,000
86	Baldwin	450	175	$5.50	$433,125
115	Banks	200	125	$5.00	$125,000
-	Barrow				$0
62	Bartow	1,360	180	$7.50	$1,836,000
42	Ben Hill	2,897	180	$6.95	$3,624,147
25	Berrien	5,882	175	$5.50	$5,661,425
114	Bibb	144	161	$5.50	$127,512
24	Bleckley	5,112	175	$6.80	$6,083,280
76	Brantley	900	140	$5.50	$693,000
14	Brooks	8,650	230	$6.00	$11,937,000
98	Bryan	265	175	$5.50	$255,062
41	Bulloch	4,091	179	$5.25	$3,844,517
6	Burke	16,500	185	$5.75	$17,551,875
90	Butts	400	175	$5.50	$385,000
10	Calhoun	12,639.10	190	$5.50	$13,207,859
-	Camden				$0
70	Candler	1,065	175	$5.50	$1,025,062
123	Carroll	70	158	$5.50	$60,830
125	Catoosa	26	175	$5.50	$25,025
97	Charlton	600	82	$5.50	$270,600
-	Chatham				$0
-	Chattahoochee				$0
67	Chattooga	1,300	170	$5.50	$1,215,500
124	Cherokee	30	175	$5.50	$28,875
133	Clarke	1	175	$5.50	$962
52	Clay	3,356.40	160	$5.50	$2,953,632
-	Clayton				$0
95	Clinch	300	175	$5.50	$288,750
-	Cobb				$0
18	Coffee	10,500	175	$5.50	$10,106,250
26	Colquitt	5,643	175	$5.50	$5,431,387
122	Columbia	75	155	$6.00	$69,750
56	Cook	2,292	200	$5.50	$2,521,200
131	Coweta	3	175	$5.50	$2,887
-	Crawford				$0
53	Crisp	2,892.50	180	$5.50	$2,863,575
100	Dade	250	175	$5.50	$240,625
84	Dawson	495	175	$5.50	$476,437
3	Decatur	19,185	211	$6.50	$26,312,227
-	DeKalb				$0
35	Dodge	4,100	200	$5.50	$4,510,000
21	Dooly	6,000	160	$6.80	$6,528,000
46	Dougherty	3,268.26	175	$5.50	$3,145,700
-	Douglas				$0
9	Early	15,086.90	185	$5.50	$15,350,920
36	Echols	3,000	250	$6.00	$4,500,000
58	Effingham	2,385	175	$5.50	$2,295,562
102	Elbert	236.50	180	$5.50	$234,135
47	Emanuel	3,459	160	$5.50	$3,043,920
57	Evans	2,400	175	$6.00	$2,520,000
71	Fannin	600	180	$9.00	$972,000
-	Fayette				$0
48	Floyd	2,078	195	$7.50	$3,039,075
-	Forsyth				$0
75	Franklin	900	175	$5.50	$866,250
121	Fulton	120	130	$4.90	$76,440

Rank	County	Acres	Bu/Acre	$/Bu	Farm Gate
66	Gilmer	750	200	$9.00	$1,350,000
68	Glascock	1,200	185	$5.25	$1,165,500
-	Glynn				$0
54	Gordon	2,867.60	175	$5.50	$2,760,065
19	Grady	9,140.10	170	$5.50	$8,545,993
96	Greene	298.40	175	$5.50	$287,210
-	Gwinnett				$0
72	Habersham	1,000	175	$5.50	$962,500
77	Hall	700	175	$5.50	$673,750
91	Hancock	400	170	$5.35	$363,800
130	Haralson	24	80	$7.50	$14,400
93	Harris	425	180	$4.00	$306,000
78	Hart	497.40	180	$7.50	$671,490
127	Heard	20	175	$5.50	$19,250
88	Henry	300	180	$7.50	$405,000
50	Houston	3,128	175	$5.50	$3,010,700
8	Irwin	13,141	220	$5.50	$15,900,610
-	Jackson				$0
129	Jasper	15	175	$5.50	$14,437
34	Jeff Davis	4,420	175	$6.00	$4,641,000
16	Jefferson	11,004	180	$5.50	$10,893,960
33	Jenkins	4,837	175	$5.50	$4,655,612
60	Johnson	2,310	165	$5.50	$2,096,325
-	Jones				$0
101	Lamar	200	200	$6.00	$240,000
69	Lanier	1,100	175	$5.50	$1,058,750
32	Laurens	5,299	165	$5.50	$4,808,842
11	Lee	12,418.26	190	$5.50	$12,973,666
105	Liberty	211	175	$5.50	$203,087
100	Lincoln	250	175	$5.50	$240,625
94	Long	317	175	$5.50	$305,112
55	Lowndes	2,467	200	$5.50	$2,713,700
120	Lumpkin	80	175	$5.50	$77,000
22	Macon	6,557.10	175	$5.50	$6,311,208
-	Madison				$0
64	Marion	1,679	170	$5.50	$1,569,865
118	McDuffie	92.10	175	$5.50	$88,646
-	McIntosh				$0
81	Meriwether	405	180	$7.50	$546,750
4	Miller	20,256	195	$5.75	$22,712,040
2	Mitchell	26,012	200	$5.50	$28,613,200
113	Monroe	98	180	$7.50	$132,300
59	Montgomery	1,561.40	200	$7.00	$2,185,960
79	Morgan	670	175	$5.50	$644,875
85	Murray	452.30	175	$5.50	$435,338
-	Muscogee				$0
119	Newton	100	150	$5.50	$82,500
106	Oconee	150	180	$7.50	$202,500
72	Oglethorpe	1,000	175	$5.50	$962,500
107	Paulding	200	175	$5.50	$192,500
51	Peach	2,200	225	$6.00	$2,970,000
112	Pickens	142.60	175	$5.50	$137,252
20	Pierce	7,330	175	$5.50	$7,055,125
128	Pike	22	135	$5.50	$16,335
73	Polk	950	180	$5.50	$940,500
27	Pulaski	6,183	150	$5.75	$5,332,837
110	Putnam	165	175	$5.50	$158,812
104	Quitman	230	175	$5.50	$221,375
106	Rabun	150	180	$7.50	$202,500
17	Randolph	9,800	190	$5.50	$10,241,000

Rank	County	Acres	Bu/Acre	$/Bu	Farm Gate
80	Richmond	658	175	$5.50	$633,325
111	Rockdale	150	175	$5.50	$144,375
103	Schley	306	135	$5.50	$227,205
12	Screven	8,728	180	$8.00	$12,568,320
1	Seminole	21,904	205	$6.50	$29,187,080
-	Spalding				$0
109	Stephens	200	165	$5.50	$181,500
92	Stewart	361	175	$5.50	$347,462
15	Sumter	12,000	170	$5.50	$11,220,000
108	Talbot	150	140	$9.00	$189,000
-	Taliaferro				$0
23	Tattnall	6,500	175	$5.50	$6,256,250
83	Taylor	500	175	$5.50	$481,250
37	Telfair	5,113	160	$5.50	$4,499,440
7	Terrell	17,927	175	$5.50	$17,254,737
43	Thomas	4,008.90	160	$5.50	$3,527,832
39	Tift	3,450	205	$6.00	$4,243,500
31	Toombs	5,159	175	$5.50	$4,965,537
126	Towns	25	180	$5.00	$22,500
74	Treutlen	853.30	190	$5.50	$891,698
-	Troup				$0
38	Turner	4,666	175	$5.50	$4,491,025
90	Twiggs	400	175	$5.50	$385,000
87	Union	428.30	175	$5.50	$412,238
116	Upson	100	190	$5.50	$104,500
65	Walker	1,400	180	$5.50	$1,386,000
132	Walton	2	175	$5.50	$1,925
49	Ware	3,651	150	$5.50	$3,012,075
89	Warren	440	170	$5.40	$403,920
29	Washington	5,316	180	$5.50	$5,262,840
40	Wayne	4,373	175	$5.50	$4,209,012
61	Webster	1,949	180	$5.50	$1,929,510
63	Wheeler	1,639.14	175	$5.50	$1,577,672
83	White	500	175	$5.50	$481,250
82	Whitfield	512.20	175	$5.50	$492,992
45	Wilcox	3,200	180	$5.50	$3,168,000
99	Wilkes	300	150	$5.50	$247,500
117	Wilkinson	100	175	$5.50	$96,250
13	Worth	11,774	190	$5.50	$12,303,830
	Totals & Avg.	**477,688**	**185.15**	**$5.77**	**$510,281,110**

Percent of Row & Forage 17.72%

Top Ten Counties

For Corn

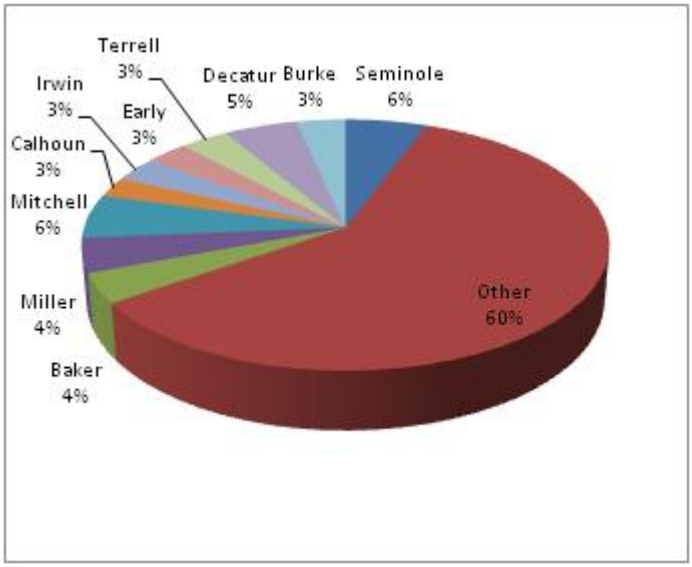

Top Ten Counties by Value - Corn

County	Acres	Yield	Price	Farm Gate
Seminole	21,904	205	$6.50	$29,187,080
Mitchell	26,012	200	$5.50	$28,613,200
Decatur	19,185	211	$6.50	$26,312,227
Miller	20,256	195	$5.75	$22,712,040
Baker	19,000	188	$5.50	$19,646,000
Burke	16,500	185	$5.75	$17,551,875
Terrell	17,927	175	$5.50	$17,254,737
Irwin	13,141	220	$5.50	$15,900,610
Early	15,086.90	185	$5.50	$15,350,920
Calhoun	12,639.10	190	$5.50	$13,207,859

Cotton Farm Gate Value 2013

Rank	County	Acres	Lb/Acre	$/Lb	Farm Gate
23	Appling	28,304.10	850	$0.97	$23,336,730
32	Atkinson	16,375	850	$0.97	$13,501,187
29	Bacon	17,106	1050	$0.97	$17,422,461
28	Baker	19,000	950	$0.97	$17,508,500
-	Baldwin				$0
-	Banks				$0
-	Barrow				$0
70	Bartow	1,612	1027	$0.91	$1,506,526
34	Ben Hill	12,333	1050	$0.97	$12,561,160
10	Berrien	36,084	850	$0.97	$29,751,258
-	Bibb				$0
49	Bleckley	10,317	850	$0.82	$7,190,949
75	Brantley	845	850	$0.97	$696,702
6	Brooks	40,100	1100	$0.80	$35,288,000
80	Bryan	460	850	$0.97	$379,270
5	Bulloch	52,993	876	$0.82	$38,065,931
17	Burke	31,000	850	$0.97	$25,559,500
-	Butts				$0
36	Calhoun	12,130.70	1000	$0.97	$11,766,779
-	Camden				$0
33	Candler	16,320.30	850	$0.97	$13,456,087
-	Carroll				$0
-	Catoosa				$0
90	Charlton	95	850	$0.97	$78,327
-	Chatham				$0
-	Chattahoochee				$0
85	Chattooga	350	790	$1.10	$304,150
-	Cherokee				$0
-	Clarke				$0
51	Clay	9,368.60	750	$0.97	$6,815,656
-	Clayton				$0
67	Clinch	2,500	850	$0.97	$2,061,250
-	Cobb				$0
8	Coffee	40,202	850	$0.97	$33,146,549
4	Colquitt	62,744	850	$0.97	$51,732,428
-	Columbia				$0
26	Cook	24,609	850	$0.97	$20,290,120
-	Coweta				$0
79	Crawford	637	850	$0.97	$525,206
11	Crisp	35,175.63	870	$0.97	$29,684,714
-	Dade				$0
-	Dawson				$0
7	Decatur	34,266	990	$0.98	$33,244,873
-	DeKalb				$0
31	Dodge	14,300	1050	$0.97	$14,564,550
2	Dooly	75,000	850	$0.97	$61,837,500
57	Dougherty	6,413.40	700	$0.97	$4,354,698
-	Douglas				$0
15	Early	36,829	775	$0.97	$27,686,200
62	Echols	3,000	1100	$0.97	$3,201,000
56	Effingham	5,457	850	$0.97	$4,499,296
86	Elbert	295.70	1020	$0.97	$292,565
40	Emanuel	20,423	550	$0.97	$10,895,670
53	Evans	6,500	950	$0.97	$5,989,750
-	Fannin				$0
-	Fayette				$0
63	Floyd	3,260	1000	$0.91	$2,966,600
-	Forsyth				$0
-	Franklin				$0
92	Fulton	2	850	$0.97	$1,649

Rank	County	Acres	Lb/Acre	$/Lb	Farm Gate
-	Gilmer				$0
59	Glascock	3,450	1260	$0.93	$4,042,710
-	Glynn				$0
-	Gordon				$0
22	Grady	28,757.80	850	$0.97	$23,710,806
-	Greene				$0
-	Gwinnett				$0
-	Habersham				$0
-	Hall				$0
84	Hancock	310	1125	$0.91	$317,362
-	Haralson				$0
-	Harris				$0
-	Hart				$0
-	Heard				$0
91	Henry	17.60	1027	$0.91	$16,448
50	Houston	8,518	850	$0.97	$7,023,091
9	Irwin	38,669	850	$0.97	$31,882,590
-	Jackson				$0
-	Jasper				$0
27	Jeff Davis	24,118	850	$0.97	$19,885,291
42	Jefferson	11,048	950	$0.97	$10,180,732
30	Jenkins	18,769	850	$0.97	$15,475,040
64	Johnson	3,268	840	$0.97	$2,662,766
-	Jones				$0
82	Lamar	250	1350	$0.97	$327,375
46	Lanier	9,825	850	$0.97	$8,100,712
52	Laurens	9,003	701	$0.97	$6,121,769
37	Lee	14,602.76	828	$0.97	$11,723,111
90	Liberty	95	850	$0.97	$78,327
-	Lincoln				$0
89	Long	192	850	$0.97	$158,304
45	Lowndes	10,178	900	$0.97	$8,885,394
-	Lumpkin				$0
35	Macon	14,733.30	850	$0.97	$12,147,605
-	Madison				$0
83	Marion	381	875	$0.97	$323,373
-	McDuffie				$0
-	McIntosh				$0
-	Meriwether				$0
14	Miller	29,593	965	$0.97	$27,700,527
1	Mitchell	60,007	1150	$0.97	$66,937,808
88	Monroe	235	1027	$0.91	$219,623
55	Montgomery	5,747.90	850	$0.97	$4,739,143
76	Morgan	750	850	$0.97	$618,375
-	Murray				$0
-	Muscogee				$0
-	Newton				$0
78	Oconee	600	1000	$0.97	$582,000
-	Oglethorpe				$0
-	Paulding				$0
72	Peach	1,600	900	$0.97	$1,396,800
-	Pickens				$0
43	Pierce	12,751	750	$0.97	$9,276,352
-	Pike				$0
74	Polk	950	850	$0.91	$734,825
19	Pulaski	26,000	1000	$0.97	$25,220,000
-	Putnam				$0
77	Quitman	720	850	$0.97	$593,640
-	Rabun				$0
39	Randolph	11,000	1050	$0.97	$11,203,500

Rank	County	Acres	Lb/Acre	$/Lb	Farm Gate
73	Richmond	1,231	850	$0.97	$1,014,959
-	Rockdale				$0
71	Schley	1,757.40	850	$0.97	$1,448,976
18	Screven	25,011	1200	$0.85	$25,511,220
20	Seminole	26,500	965	$0.98	$25,061,050
-	Spalding				$0
-	Stephens				$0
58	Stewart	4,549	950	$0.97	$4,191,903
24	Sumter	27,500	800	$0.97	$21,340,000
-	Talbot				$0
-	Taliaferro				$0
41	Tattnall	12,500	850	$0.97	$10,306,250
69	Taylor	1,800	900	$0.97	$1,571,400
48	Telfair	8,554	900	$0.97	$7,467,642
25	Terrell	22,975	950	$0.97	$21,171,462
13	Thomas	34,361.40	850	$0.97	$28,330,974
12	Tift	28,650	1025	$0.97	$28,485,262
47	Toombs	8,100	1000	$0.97	$7,857,000
-	Towns				$0
66	Treutlen	3,493.40	675	$0.90	$2,122,240
-	Troup				$0
21	Turner	29,159.10	850	$0.97	$24,041,677
54	Twiggs	6,500	850	$0.97	$5,359,250
-	Union				$0
-	Upson				$0
-	Walker				$0
87	Walton	300	850	$0.97	$247,350
60	Ware	5,065	850	$0.85	$3,659,462
65	Warren	2,050	1175	$0.93	$2,240,137
68	Washington	1,982	900	$0.97	$1,730,286
44	Wayne	11,523	800	$0.97	$8,941,848
38	Webster	11,909	1000	$0.97	$11,551,730
61	Wheeler	3,874.96	900	$0.97	$3,382,840
-	White				$0
-	Whitfield				$0
16	Wilcox	28,200	1027	$0.93	$26,934,102
-	Wilkes				$0
81	Wilkinson	450	850	$0.97	$371,025
3	Worth	63,179	995	$0.97	$60,977,211
	Totals & Avg.	**1,393,721**	**910.57**	**$0.95**	**$1,209,766,471**

Percent of Row & Forage 42.01%

Top Ten Counties by Value - Cotton

County	Acres	Yield	Price	Farm Gate
Mitchell	60,007	1150	$0.97	$66,937,808
Dooly	75,000	850	$0.97	$61,837,500
Worth	63,179	995	$0.97	$60,977,211
Colquitt	62,744	850	$0.97	$51,732,428
Bulloch	52,993	876	$0.82	$38,065,931
Brooks	40,100	1100	$0.80	$35,288,000
Decatur	34,266	990	$0.98	$33,244,873
Coffee	40,202	850	$0.97	$33,146,549
Irwin	38,669	850	$0.97	$31,882,590
Berrien	36,084	850	$0.97	$29,751,258

Top Ten Counties

For Cotton

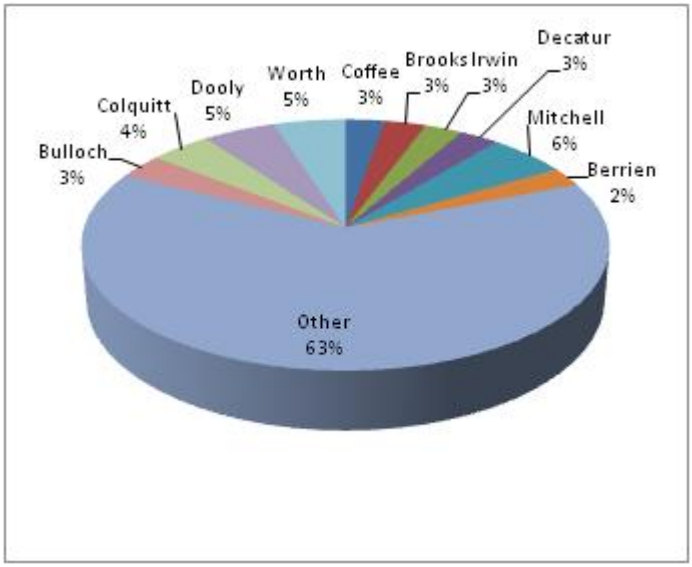

Hay Farm Gate Value 2013

Rank	County	Acres	Tons/Acre	$/Ton	Farm Gate
30	Appling	7,000	3	$75.00	$1,417,500
53	Atkinson	4,752	3	$75.00	$962,280
48	Bacon	5,796	3	$75.00	$1,086,750
56	Baker	3,500	4	$75.00	$918,750
28	Baldwin	7,200	3	$75.00	$1,458,000
50	Banks	8,100	3	$50.00	$1,012,500
21	Barrow	9,000	3	$75.00	$1,822,500
20	Bartow	10,449	3	$70.00	$1,828,575
90	Ben Hill	925	3	$150.00	$346,875
78	Berrien	2,500	3	$75.00	$506,250
84	Bibb	1,580	4	$75.00	$414,750
77	Bleckley	2,901	3	$70.00	$507,675
-	Brantley				$0
36	Brooks	2,500	3	$180.00	$1,260,000
116	Bryan	500	3	$75.00	$101,250
81	Bulloch	3,651	2	$65.00	$439,032
15	Burke	10,200	3	$75.00	$2,065,500
6	Butts	14,000	3	$75.00	$2,835,000
54	Calhoun	5,000	3	$75.00	$937,500
-	Camden				$0
85	Candler	2,000	3	$75.00	$405,000
2	Carroll	16,195	3	$75.00	$3,279,487
91	Catoosa	1,640	3	$75.00	$332,100
97	Charlton	1,500	3	$75.00	$281,250
-	Chatham				$0
-	Chattahoochee				$0
17	Chattooga	9,850	3	$75.00	$1,994,625
70	Cherokee	3,002	3	$75.00	$607,905
86	Clarke	1,940	3	$75.00	$392,850
128	Clay	85	2	$75.00	$12,750
115	Clayton	500	3	$85.00	$106,250
123	Clinch	300	3	$75.00	$60,750
130	Cobb	40	3	$80.00	$9,600
8	Coffee	13,778	3	$75.00	$2,790,045
44	Colquitt	5,128	3	$75.00	$1,153,800
27	Columbia	6,500	3	$75.00	$1,462,500
79	Cook	2,493	3	$75.00	$504,832
68	Coweta	3,212.60	3	$75.00	$650,551
109	Crawford	1,000	3	$75.00	$202,500
34	Crisp	6,300	3	$75.00	$1,275,750
71	Dade	3,000	3	$75.00	$607,500
113	Dawson	700	3	$75.00	$141,750
74	Decatur	2,700	3	$75.00	$546,750
-	DeKalb				$0
49	Dodge	5,000	3	$75.00	$1,031,250
87	Dooly	2,200	3	$70.00	$385,000
96	Dougherty	1,599.40	3	$75.00	$299,887
122	Douglas	350	3	$65.00	$61,425
103	Early	1,733	2	$75.00	$259,950
107	Echols	1,100	3	$75.00	$222,750
50	Effingham	5,000	3	$75.00	$1,012,500
11	Elbert	12,349.50	3	$75.00	$2,315,531
43	Emanuel	5,726	3	$75.00	$1,159,515
85	Evans	2,000	3	$75.00	$405,000
114	Fannin	550	3	$70.00	$115,500
126	Fayette	239	3	$75.00	$48,397
23	Floyd	8,170	3	$75.00	$1,654,425
125	Forsyth	240	3	$75.00	$48,600
9	Franklin	12,000	3	$75.00	$2,430,000
120	Fulton	350	3	$75.00	$68,250

Rank	County	Acres	Tons/Acre	$/Ton	Farm Gate
45	Gilmer	6,000	3	$75.00	$1,125,000
72	Glascock	3,700	2	$75.00	$582,750
129	Glynn	51	3	$75.00	$9,753
39	Gordon	6,500	3	$75.00	$1,218,750
40	Grady	5,870	3	$75.00	$1,210,687
35	Greene	6,253.30	3	$75.00	$1,266,293
102	Gwinnett	1,306	3	$75.00	$264,465
30	Habersham	7,000	3	$75.00	$1,417,500
30	Hall	7,000	3	$75.00	$1,417,500
61	Hancock	4,600	3	$75.00	$862,500
62	Haralson	4,257	3	$75.00	$862,042
60	Harris	4,300	3	$75.00	$870,750
19	Hart	9,800	3	$70.00	$1,852,200
95	Heard	1,500	3	$75.00	$303,750
38	Henry	7,000	3	$70.00	$1,225,000
51	Houston	4,832	3	$75.00	$978,480
21	Irwin	9,000	3	$75.00	$1,822,500
3	Jackson	16,000	3	$75.00	$3,240,000
30	Jasper	7,000	3	$75.00	$1,417,500
18	Jeff Davis	9,500	3	$75.00	$1,923,750
37	Jefferson	6,100	3	$75.00	$1,235,250
124	Jenkins	323	3	$70.00	$56,525
-	Johnson				$0
34	Jones	6,300	3	$75.00	$1,275,750
52	Lamar	3,719	4	$75.00	$976,237
109	Lanier	1,000	3	$75.00	$202,500
33	Laurens	5,977	3	$75.00	$1,344,825
108	Lee	676.06	3	$120.00	$202,818
-	Liberty				$0
16	Lincoln	10,000	3	$75.00	$2,025,000
89	Long	1,850	3	$75.00	$374,625
41	Lowndes	5,765	3	$75.00	$1,167,412
83	Lumpkin	2,050	3	$75.00	$415,125
14	Macon	10,950	3	$75.00	$2,217,375
5	Madison	13,000	3	$75.00	$2,925,000
69	Marion	2,912	3	$70.00	$611,520
106	McDuffie	1,200	3	$75.00	$243,000
-	McIntosh				$0
42	Meriwether	6,200	3	$75.00	$1,162,500
94	Miller	1,800	2	$75.00	$310,500
71	Mitchell	3,000	3	$75.00	$607,500
92	Monroe	1,811	3	$70.00	$316,925
101	Montgomery	1,346	3	$75.00	$272,565
4	Morgan	15,000	3	$75.00	$3,037,500
100	Murray	1,360	3	$75.00	$275,400
-	Muscogee				$0
7	Newton	7,500	5	$75.00	$2,812,500
10	Oconee	10,500	3	$75.00	$2,362,500
12	Oglethorpe	10,270	3	$75.00	$2,310,750
80	Paulding	2,300	3	$75.00	$465,750
104	Peach	1,400	2	$90.00	$252,000
109	Pickens	1,000	3	$75.00	$202,500
57	Pierce	4,502	3	$75.00	$911,655
24	Pike	8,000	3	$75.00	$1,620,000
22	Polk	9,500	3	$75.00	$1,781,250
55	Pulaski	4,600	3	$75.00	$931,500
59	Putnam	6,200	2	$75.00	$883,500
118	Quitman	350	3	$75.00	$78,750
119	Rabun	400	3	$70.00	$70,000
88	Randolph	1,800	3	$70.00	$378,000

Rank	County	Acres	Tons/Acre	$/Ton	Farm Gate
71	Richmond	3,000	3	$75.00	$607,500
127	Rockdale	125	3	$75.00	$25,312
112	Schley	760	3	$75.00	$153,900
26	Screven	8,500	3	$70.00	$1,487,500
60	Seminole	4,300	3	$75.00	$870,750
111	Spalding	1,100	2	$75.00	$165,000
64	Stephens	3,528	3	$75.00	$714,420
121	Stewart	593	2	$75.00	$66,712
76	Sumter	2,800	3	$75.00	$525,000
71	Talbot	3,000	3	$75.00	$607,500
-	Taliaferro				$0
16	Tattnall	10,000	3	$75.00	$2,025,000
58	Taylor	5,000	2	$90.00	$900,000
66	Telfair	3,441	3	$75.00	$696,802
98	Terrell	2,000	2	$70.00	$280,000
99	Thomas	1,491.97	3	$75.00	$279,744
29	Tift	3,200	5	$100.00	$1,440,000
31	Toombs	6,835	3	$75.00	$1,409,718
65	Towns	4,000	3	$70.00	$700,000
116	Treutlen	500	3	$75.00	$101,250
93	Troup	2,000	3	$62.50	$312,500
67	Turner	3,285	3	$75.00	$665,212
30	Twiggs	7,000	3	$75.00	$1,417,500
-	Union				$0
46	Upson	5,500	3	$75.00	$1,113,750
7	Walker	12,500	3	$75.00	$2,812,500
25	Walton	7,500	3	$75.00	$1,518,750
75	Ware	2,600	3	$75.00	$526,500
47	Warren	5,900	3	$75.00	$1,106,250
32	Washington	7,200	3	$75.00	$1,350,000
36	Wayne	4,800	4	$75.00	$1,260,000
117	Webster	877	2	$75.00	$98,662
110	Wheeler	839.91	3	$75.00	$170,081
63	White	5,000	3	$60.00	$810,000
105	Whitfield	1,226.90	3	$75.00	$248,447
73	Wilcox	2,900	3	$70.00	$548,100
1	Wilkes	21,500	3	$75.00	$4,837,500
82	Wilkinson	2,100	3	$75.00	$425,250
13	Worth	8,544	3	$100.00	$2,306,880
	Totals & Avg.	**697,602**	**2.72**	**$75.28**	**$143,028,890**

Percent of Row & Forage 4.97%

Top Ten Counties by Value - Hay

County	Acres	Yield	Price	Farm Gate
Wilkes	21,500	3	$75.00	$4,837,500
Carroll	16,195	3	$75.00	$3,279,487
Jackson	16,000	3	$75.00	$3,240,000
Morgan	15,000	3	$75.00	$3,037,500
Madison	13,000	3	$75.00	$2,925,000
Butts	14,000	3	$75.00	$2,835,000
Newton	7,500	5	$75.00	$2,812,500
Walker	12,500	3	$75.00	$2,812,500
Coffee	13,778	3	$75.00	$2,790,045
Franklin	12,000	3	$75.00	$2,430,000

Top Ten Counties

For Hay

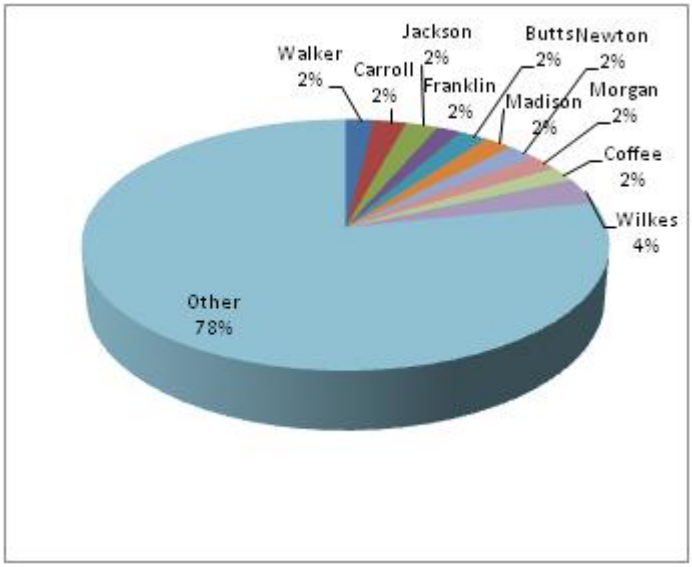

Oats Farm Gate Value 2013

Rank	County	Acres	Bu/Acre	$/Bu	Farm Gate
-	Appling				$0
8	Atkinson	982	60	$3.50	$206,220
65	Bacon	55	53	$3.50	$10,202
1	Baker	2,200	80	$3.50	$616,000
53	Baldwin	100	60	$3.50	$21,000
-	Banks				$0
-	Barrow				$0
-	Bartow				$0
81	Ben Hill	0.20	53	$3.50	$37
69	Berrien	25	60	$3.50	$5,250
-	Bibb				$0
55	Bleckley	114	45	$3.50	$17,955
50	Brantley	125	60	$3.50	$26,250
16	Brooks	205	55	$12.00	$135,300
-	Bryan				$0
42	Bulloch	176	54	$3.55	$33,739
9	Burke	950	60	$3.50	$199,500
44	Butts	150	60	$3.50	$31,500
71	Calhoun	21.40	60	$3.50	$4,494
-	Camden				$0
54	Candler	91.40	60	$3.50	$19,194
-	Carroll				$0
-	Catoosa				$0
-	Charlton				$0
-	Chatham				$0
-	Chattahoochee				$0
73	Chattooga	25	50	$3.00	$3,750
-	Cherokee				$0
-	Clarke				$0
46	Clay	140	60	$3.50	$29,400
-	Clayton				$0
33	Clinch	250	60	$3.50	$52,500
-	Cobb				$0
3	Coffee	2,415	60	$3.50	$507,150
53	Colquitt	100	60	$3.50	$21,000
76	Columbia	10	50	$3.25	$1,625
68	Cook	30	60	$3.50	$6,300
-	Coweta				$0
-	Crawford				$0
4	Crisp	1,357.38	60	$3.50	$285,049
-	Dade				$0
-	Dawson				$0
6	Decatur	783	72	$4.00	$225,504
-	DeKalb				$0
10	Dodge	1,025	55	$3.50	$197,312
-	Dooly				$0
-	Dougherty				$0
-	Douglas				$0
2	Early	2,221.60	70	$3.50	$544,292
-	Echols				$0
53	Effingham	100	60	$3.50	$21,000
-	Elbert				$0
17	Emanuel	536	70	$3.50	$131,320
44	Evans	150	60	$3.50	$31,500
-	Fannin				$0
-	Fayette				$0
-	Floyd				$0
-	Forsyth				$0
37	Franklin	200	60	$3.50	$42,000
-	Fulton				$0

Rank	County	Acres	Bu/Acre	$/Bu	Farm Gate
-	Gilmer				$0
20	Glascock	600	55	$3.40	$112,200
-	Glynn				$0
41	Gordon	168.10	60	$3.50	$35,301
14	Grady	803.60	55	$3.50	$154,693
-	Greene				$0
-	Gwinnett				$0
-	Habersham				$0
-	Hall				$0
27	Hancock	450	54	$3.45	$83,835
-	Haralson				$0
33	Harris	250	60	$3.50	$52,500
48	Hart	149.50	53	$3.50	$27,732
61	Heard	60	60	$3.50	$12,600
35	Henry	242.30	53	$3.50	$44,946
25	Houston	434.80	60	$3.50	$91,308
52	Irwin	103	60	$3.50	$21,630
33	Jackson	250	60	$3.50	$52,500
77	Jasper	20	20	$3.50	$1,400
43	Jeff Davis	152	60	$3.50	$31,920
7	Jefferson	1,010	60	$3.50	$212,100
21	Jenkins	494	60	$3.50	$103,740
32	Johnson	229	70	$3.50	$56,105
-	Jones				$0
-	Lamar				$0
31	Lanier	275	60	$3.50	$57,750
5	Laurens	1,138	60	$3.50	$238,980
11	Lee	711.50	70	$3.50	$174,317
-	Liberty				$0
-	Lincoln				$0
67	Long	35	60	$3.50	$7,350
72	Lowndes	18	60	$3.50	$3,780
-	Lumpkin				$0
29	Macon	308.80	60	$3.50	$64,848
37	Madison	200	60	$3.50	$42,000
50	Marion	125	60	$3.50	$26,250
64	McDuffie	48.90	60	$3.50	$10,269
-	McIntosh				$0
39	Meriwether	200	53	$3.50	$37,100
23	Miller	300	85	$3.80	$96,900
13	Mitchell	774	60	$3.50	$162,540
-	Monroe				$0
36	Montgomery	200.50	60	$3.50	$42,105
53	Morgan	100	60	$3.50	$21,000
-	Murray				$0
-	Muscogee				$0
47	Newton	125	65	$3.50	$28,437
53	Oconee	100	60	$3.50	$21,000
33	Oglethorpe	250	60	$3.50	$52,500
-	Paulding				$0
-	Peach				$0
-	Pickens				$0
79	Pierce	4.50	60	$3.50	$945
-	Pike				$0
-	Polk				$0
49	Pulaski	130	60	$3.50	$27,300
66	Putnam	45	60	$3.50	$9,450
-	Quitman				$0
75	Rabun	15	53	$3.50	$2,782
40	Randolph	175	60	$3.50	$36,750

Rank	County	Acres	Bu/Acre	$/Bu	Farm Gate
63	Richmond	50	60	$3.50	$10,500
57	Rockdale	88	50	$3.50	$15,400
59	Schley	67.70	60	$3.50	$14,217
26	Screven	470	53	$3.50	$87,185
18	Seminole	400	80	$4.00	$128,000
-	Spalding				$0
80	Stephens	3	60	$3.50	$630
74	Stewart	18	45	$3.50	$2,835
24	Sumter	450	60	$3.50	$94,500
-	Talbot				$0
-	Taliaferro				$0
56	Tattnall	75	60	$3.50	$15,750
60	Taylor	50	75	$3.50	$13,125
12	Telfair	1,206	40	$3.50	$168,840
56	Terrell	75	60	$3.50	$15,750
22	Thomas	509	55	$3.50	$97,982
40	Tift	175	60	$3.50	$36,750
30	Toombs	285	60	$3.50	$59,850
-	Towns				$0
38	Treutlen	190.40	60	$3.50	$39,984
-	Troup				$0
28	Turner	339	60	$3.50	$71,190
66	Twiggs	45	60	$3.50	$9,450
-	Union				$0
78	Upson	6	50	$4.00	$1,200
-	Walker				$0
51	Walton	107	60	$3.50	$22,470
-	Ware				$0
15	Warren	850	51	$3.40	$147,390
19	Washington	287	125	$3.50	$125,562
58	Wayne	70	60	$3.50	$14,700
70	Webster	33	45	$3.50	$5,197
45	Wheeler	147.69	60	$3.50	$31,014
-	White				$0
-	Whitfield				$0
62	Wilcox	50	53	$4.00	$10,600
37	Wilkes	200	60	$3.50	$42,000
63	Wilkinson	50	60	$3.50	$10,500
34	Worth	234	60	$3.50	$49,140
	Totals & Avg.	**31,764**	**61.95**	**$3.57**	**$7,026,924**

Percent of Row & Forage 0.24%

Top Ten Counties by Value - Oats

County	Acres	Yield	Price	Farm Gate
Baker	2,200	80	$3.50	$616,000
Early	2,221.60	70	$3.50	$544,292
Coffee	2,415	60	$3.50	$507,150
Crisp	1,357.38	60	$3.50	$285,049
Laurens	1,138	60	$3.50	$238,980
Decatur	783	72	$4.00	$225,504
Jefferson	1,010	60	$3.50	$212,100
Atkinson	982	60	$3.50	$206,220
Burke	950	60	$3.50	$199,500
Dodge	1,025	55	$3.50	$197,312

Top Ten Counties

For Oats

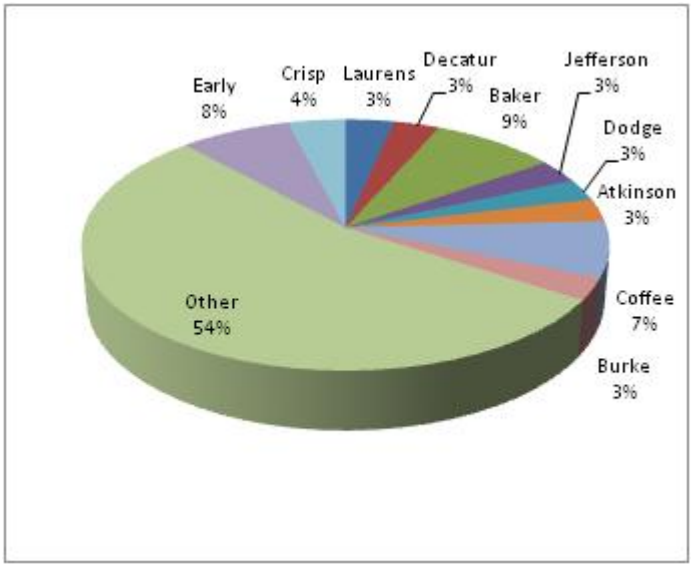

Peanuts Farm Gate Value 2013

Rank	County	Acres	Lb/Acre	$/Lb	Farm Gate
30	Appling	4,442	4550	$0.30	$6,063,330
28	Atkinson	5,741	4550	$0.25	$6,530,387
39	Bacon	2,946	5000	$0.25	$3,682,500
-	Baker				$0
-	Baldwin				$0
-	Banks				$0
-	Barrow				$0
-	Bartow				$0
27	Ben Hill	5,300	5000	$0.25	$6,625,000
17	Berrien	10,127	4550	$0.25	$11,519,462
-	Bibb				$0
51	Bleckley	1,982	4600	$0.23	$2,096,956
65	Brantley	710	4550	$0.20	$646,100
26	Brooks	6,540	4550	$0.23	$6,844,110
71	Bryan	325	4550	$0.25	$369,687
18	Bulloch	14,393	3450	$0.23	$11,420,845
7	Burke	16,000	4550	$0.25	$18,200,000
-	Butts				$0
10	Calhoun	10,874.80	5200	$0.28	$15,550,964
-	Camden				$0
44	Candler	2,449	4550	$0.25	$2,785,737
-	Carroll				$0
-	Catoosa				$0
73	Charlton	300	5000	$0.20	$300,000
-	Chatham				$0
-	Chattahoochee				$0
-	Chattooga				$0
-	Cherokee				$0
78	Clarke	0.50	4550	$1.00	$2,275
35	Clay	3,695.30	4350	$0.25	$4,018,638
-	Clayton				$0
69	Clinch	300	4550	$0.30	$409,500
-	Cobb				$0
11	Coffee	12,860	4550	$0.25	$14,628,250
8	Colquitt	15,534.50	4550	$0.25	$17,670,493
-	Columbia				$0
24	Cook	6,263	4550	$0.25	$7,124,162
-	Coweta				$0
77	Crawford	22	4550	$0.18	$17,717
21	Crisp	8,245.88	4560	$0.27	$10,152,327
-	Dade				$0
-	Dawson				$0
1	Decatur	19,089	5438	$0.30	$31,141,794
-	DeKalb				$0
47	Dodge	2,500	4500	$0.23	$2,531,250
13	Dooly	12,000	4900	$0.23	$13,524,000
45	Dougherty	2,329.50	4550	$0.25	$2,649,806
-	Douglas				$0
5	Early	17,754.10	4600	$0.25	$20,417,215
52	Echols	1,500	6000	$0.23	$2,070,000
55	Effingham	1,350	4550	$0.25	$1,535,625
-	Elbert				$0
34	Emanuel	4,479.10	3850	$0.25	$4,311,133
64	Evans	700	4550	$0.22	$700,700
-	Fannin				$0
-	Fayette				$0
-	Floyd				$0
-	Forsyth				$0
-	Franklin				$0
76	Fulton	5	4550	$2.10	$47,775

Rank	County	Acres	Lb/Acre	$/Lb	Farm Gate
-	Gilmer				$0
48	Glascock	2,400	4600	$0.22	$2,428,800
-	Glynn				$0
-	Gordon				$0
25	Grady	6,297.80	4300	$0.26	$7,040,940
-	Greene				$0
-	Gwinnett				$0
-	Habersham				$0
-	Hall				$0
-	Hancock				$0
-	Haralson				$0
-	Harris				$0
-	Hart				$0
-	Heard				$0
-	Henry				$0
58	Houston	1,052	4550	$0.25	$1,196,650
9	Irwin	12,759	5000	$0.25	$15,948,750
-	Jackson				$0
-	Jasper				$0
38	Jeff Davis	3,258	4550	$0.25	$3,705,975
33	Jefferson	4,100	4550	$0.25	$4,663,750
36	Jenkins	5,421	4320	$0.17	$3,981,182
62	Johnson	823	3600	$0.25	$740,700
-	Jones				$0
-	Lamar				$0
54	Lanier	1,300	4550	$0.30	$1,774,500
66	Laurens	930	2875	$0.23	$614,962
16	Lee	9,919.33	4804	$0.25	$11,912,619
-	Liberty				$0
-	Lincoln				$0
74	Long	164	4550	$0.25	$186,550
40	Lowndes	3,060	4800	$0.23	$3,378,240
-	Lumpkin				$0
43	Macon	2,493.30	4550	$0.25	$2,836,128
-	Madison				$0
57	Marion	952	5276	$0.26	$1,305,915
-	McDuffie				$0
-	McIntosh				$0
-	Meriwether				$0
3	Miller	18,570	4600	$0.30	$25,626,600
2	Mitchell	22,834	5000	$0.25	$28,542,500
-	Monroe				$0
56	Montgomery	1,236.40	4550	$0.25	$1,406,405
-	Morgan				$0
-	Murray				$0
-	Muscogee				$0
-	Newton				$0
-	Oconee				$0
-	Oglethorpe				$0
-	Paulding				$0
68	Peach	500	4500	$0.25	$562,500
-	Pickens				$0
32	Pierce	4,871	4200	$0.25	$5,114,550
-	Pike				$0
-	Polk				$0
23	Pulaski	6,578	4550	$0.25	$7,482,475
-	Putnam				$0
70	Quitman	340	4550	$0.25	$386,750
-	Rabun				$0
20	Randolph	8,500	5050	$0.25	$10,731,250

Rank	County	Acres	Lb/Acre	$/Lb	Farm Gate
-	Richmond				$0
-	Rockdale				$0
67	Schley	644.90	3500	$0.25	$564,287
31	Screven	5,200	4550	$0.25	$5,915,000
6	Seminole	13,500	4600	$0.30	$18,630,000
-	Spalding				$0
-	Stephens				$0
50	Stewart	2,061	4800	$0.23	$2,275,344
12	Sumter	13,000	4500	$0.25	$14,625,000
-	Talbot				$0
-	Taliaferro				$0
42	Tattnall	2,500	4550	$0.25	$2,843,750
59	Taylor	880	5000	$0.25	$1,100,000
41	Telfair	2,326	4550	$0.30	$3,174,990
22	Terrell	8,195	4550	$0.25	$9,321,812
29	Thomas	5,538.70	4800	$0.24	$6,380,582
14	Tift	9,510	4500	$0.30	$12,838,500
46	Toombs	2,281	4550	$0.25	$2,594,637
-	Towns				$0
63	Treutlen	619.50	4550	$0.25	$704,681
-	Troup				$0
19	Turner	9,399.10	4555	$0.26	$11,131,354
-	Twiggs				$0
79	Union	1.80	4550	$0.25	$2,047
-	Upson				$0
-	Walker				$0
-	Walton				$0
53	Ware	2,053	3800	$0.25	$1,950,350
61	Warren	950	4450	$0.22	$930,050
60	Washington	1,398	3100	$0.25	$1,083,450
49	Wayne	2,306	4550	$0.22	$2,308,306
37	Webster	3,419	5000	$0.23	$3,931,850
72	Wheeler	264.12	4550	$0.25	$300,436
-	White				$0
-	Whitfield				$0
15	Wilcox	11,350	4450	$0.25	$12,626,875
-	Wilkes				$0
75	Wilkinson	60	4550	$0.25	$68,250
4	Worth	21,976	4550	$0.25	$24,997,700
	Totals & Avg.	**428,550**	**4624.28**	**$0.26**	**$507,455,693**

Percent of Row & Forage 17.62%

Top Ten Counties by Value - Peanuts

County	Acres	Yield	Price	Farm Gate
Decatur	19,089	5438	$0.30	$31,141,794
Mitchell	22,834	5000	$0.25	$28,542,500
Miller	18,570	4600	$0.30	$25,626,600
Worth	21,976	4550	$0.25	$24,997,700
Early	17,754.10	4600	$0.25	$20,417,215
Seminole	13,500	4600	$0.30	$18,630,000
Burke	16,000	4550	$0.25	$18,200,000
Colquitt	15,534.50	4550	$0.25	$17,670,493
Irwin	12,759	5000	$0.25	$15,948,750
Calhoun	10,874.80	5200	$0.28	$15,550,964

Top Ten Counties

For Peanuts

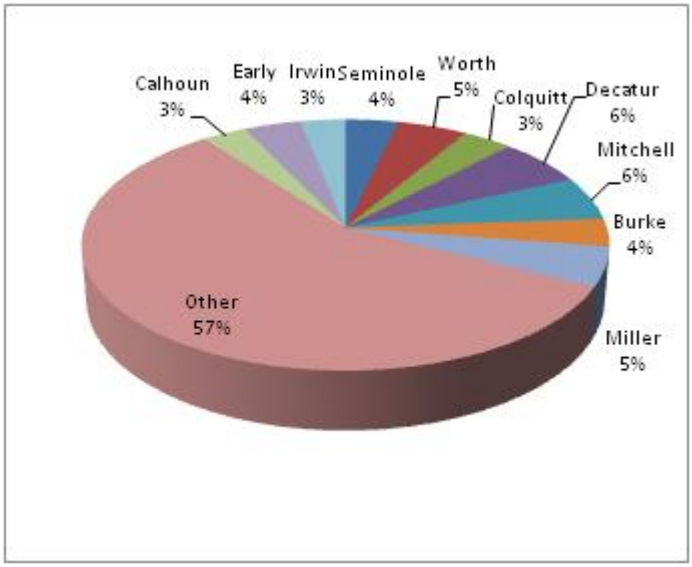

Rye Farm Gate Value 2013

Rank	County	Acres	Bu/Acre	$/Bu	Farm Gate
-	Appling				$0
24	Atkinson	490	27	$8.35	$110,470
-	Bacon				$0
50	Baker	125	35	$8.35	$36,531
39	Baldwin	240	27	$8.35	$54,108
-	Banks				$0
-	Barrow				$0
-	Bartow				$0
56	Ben Hill	143	27	$7.67	$29,613
69	Berrien	50	27	$8.35	$11,272
44	Bibb	185	30	$8.35	$46,342
38	Bleckley	214	35	$7.25	$54,302
69	Brantley	50	27	$8.35	$11,272
3	Brooks	1,100	40	$15.00	$660,000
75	Bryan	30	27	$8.35	$6,763
1	Bulloch	1,938	55	$11.50	$1,225,785
11	Burke	1,600	27	$8.35	$360,720
69	Butts	50	27	$8.35	$11,272
45	Calhoun	173.70	30	$8.50	$44,293
-	Camden				$0
63	Candler	84.40	27	$8.35	$19,027
-	Carroll				$0
-	Catoosa				$0
69	Charlton	50	27	$8.35	$11,272
-	Chatham				$0
-	Chattahoochee				$0
70	Chattooga	40.60	30	$8.50	$10,353
-	Cherokee				$0
-	Clarke				$0
26	Clay	497.10	25	$8.35	$103,769
-	Clayton				$0
64	Clinch	75	27	$8.35	$16,908
-	Cobb				$0
8	Coffee	2,012	27	$8.35	$453,605
-	Colquitt				$0
-	Columbia				$0
79	Cook	10	27	$8.35	$2,254
52	Coweta	154.80	27	$8.35	$34,899
77	Crawford	20	27	$8.35	$4,509
6	Crisp	2,204.10	27	$8.35	$496,914
-	Dade				$0
-	Dawson				$0
-	Decatur				$0
-	DeKalb				$0
2	Dodge	3,925	30	$8.35	$983,212
-	Dooly				$0
60	Dougherty	92	27	$8.35	$20,741
-	Douglas				$0
37	Early	267.50	25	$8.25	$55,171
-	Echols				$0
14	Effingham	827	27	$10.00	$223,290
80	Elbert	10.80	20	$8.35	$1,803
20	Emanuel	650	27	$8.00	$140,400
34	Evans	300	27	$8.35	$67,635
76	Fannin	15	40	$10.00	$6,000
-	Fayette				$0
-	Floyd				$0
-	Forsyth				$0
58	Franklin	100	27	$8.35	$22,545
-	Fulton				$0

Rank	County	Acres	Bu/Acre	$/Bu	Farm Gate
41	Gilmer	125	40	$10.00	$50,000
19	Glascock	750	25	$8.00	$150,000
-	Glynn				$0
-	Gordon				$0
-	Grady				$0
81	Greene	6	27	$8.35	$1,352
-	Gwinnett				$0
9	Habersham	2,000	27	$8.35	$450,900
75	Hall	30	27	$8.35	$6,763
22	Hancock	660	24	$8.10	$128,304
-	Haralson				$0
21	Harris	450	30	$10.00	$135,000
62	Hart	36.40	53	$10.00	$19,292
-	Heard				$0
15	Henry	400	53	$10.00	$212,000
47	Houston	192	27	$8.35	$43,286
36	Irwin	261	27	$8.35	$58,842
58	Jackson	100	27	$8.35	$22,545
-	Jasper				$0
40	Jeff Davis	235	27	$8.35	$52,980
4	Jefferson	2,909	27	$8.35	$655,834
48	Jenkins	203.10	25	$8.25	$41,889
23	Johnson	340	42	$8.35	$119,238
-	Jones				$0
-	Lamar				$0
43	Lanier	210	27	$8.35	$47,344
30	Laurens	370	27	$8.35	$83,416
18	Lee	750.76	25	$8.35	$156,721
-	Liberty				$0
58	Lincoln	100	27	$8.35	$22,545
-	Long				$0
74	Lowndes	32	27	$8.35	$7,214
-	Lumpkin				$0
16	Macon	934.70	27	$8.35	$210,728
-	Madison				$0
35	Marion	291	27	$8.35	$65,605
-	McDuffie				$0
-	McIntosh				$0
-	Meriwether				$0
-	Miller				$0
46	Mitchell	194	27	$8.35	$43,737
-	Monroe				$0
28	Montgomery	249.50	45	$8.35	$93,749
-	Morgan				$0
-	Murray				$0
-	Muscogee				$0
54	Newton	50	65	$10.00	$32,500
61	Oconee	88	27	$8.35	$19,839
39	Oglethorpe	240	27	$8.35	$54,108
-	Paulding				$0
59	Peach	100	25	$8.35	$20,875
-	Pickens				$0
-	Pierce				$0
-	Pike				$0
-	Polk				$0
-	Pulaski				$0
67	Putnam	65	27	$8.35	$14,654
65	Quitman	70	27	$8.35	$15,781
-	Rabun				$0
13	Randolph	900	30	$8.35	$225,450

Rank	County	Acres	Bu/Acre	$/Bu	Farm Gate
-	Richmond				$0
-	Rockdale				$0
78	Schley	15	27	$8.35	$3,381
12	Screven	500	53	$9.00	$238,500
66	Seminole	50	35	$9.00	$15,750
-	Spalding				$0
53	Stephens	150	27	$8.35	$33,817
-	Stewart				$0
10	Sumter	1,900	27	$8.35	$428,355
21	Talbot	500	30	$9.00	$135,000
-	Taliaferro				$0
13	Tattnall	1,000	27	$8.35	$225,450
55	Taylor	150	25	$8.35	$31,312
42	Telfair	191	30	$8.35	$47,845
71	Terrell	42	27	$8.35	$9,468
17	Thomas	808.50	25	$8.35	$168,774
34	Tift	270	30	$8.35	$67,635
25	Toombs	235	53	$8.35	$103,999
-	Towns				$0
49	Treutlen	165.10	27	$8.35	$37,221
-	Troup				$0
33	Turner	323.80	27	$8.35	$73,000
73	Twiggs	38.20	27	$8.35	$8,612
-	Union				$0
-	Upson				$0
29	Walker	400	27	$8.35	$90,180
-	Walton				$0
-	Ware				$0
31	Warren	400	24	$8.10	$77,760
57	Washington	86	40	$8.35	$28,724
51	Wayne	156	27	$8.35	$35,170
72	Webster	75	15	$8.35	$9,393
68	Wheeler	62	27	$8.35	$13,977
27	White	450	27	$8.35	$101,452
-	Whitfield				$0
7	Wilcox	1,100	50	$9.00	$495,000
32	Wilkes	200	45	$8.35	$75,150
39	Wilkinson	240	27	$8.35	$54,108
5	Worth	817	55	$12.00	$539,220
	Totals & Avg.	**41,391**	**31.28**	**$9.07**	**$11,747,822**

Percent of Row & Forage 0.41%

Top Ten Counties by Value - Rye

County	Acres	Yield	Price	Farm Gate
Bulloch	1,938	55	$11.50	$1,225,785
Dodge	3,925	30	$8.35	$983,212
Brooks	1,100	40	$15.00	$660,000
Jefferson	2,909	27	$8.35	$655,834
Worth	817	55	$12.00	$539,220
Crisp	2,204.10	27	$8.35	$496,914
Wilcox	1,100	50	$9.00	$495,000
Coffee	2,012	27	$8.35	$453,605
Habersham	2,000	27	$8.35	$450,900
Sumter	1,900	27	$8.35	$428,355

Top Ten Counties

For Rye

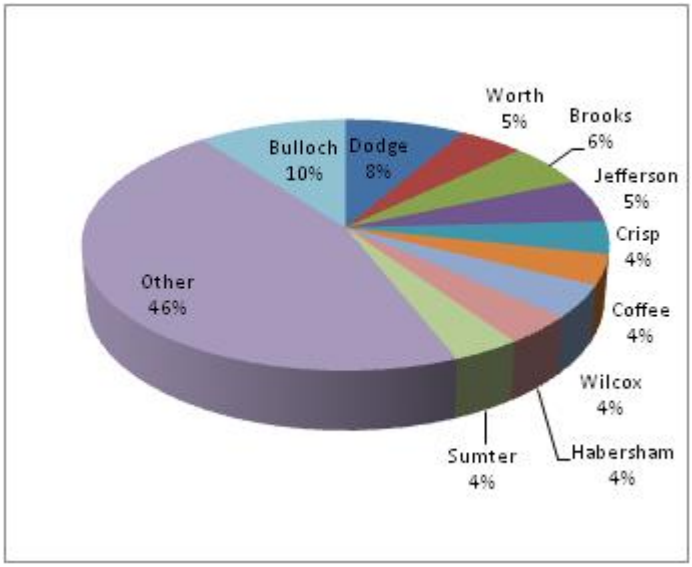

Silage Farm Gate Value 2013

Rank	County	Acres	Lb/Acre	$/Lb	Farm Gate
-	Appling				$0
56	Atkinson	20	25	$60.00	$30,000
19	Bacon	885	21	$50.00	$929,250
46	Baker	200	21	$28.00	$117,600
50	Baldwin	50	25	$60.00	$75,000
-	Banks				$0
-	Barrow				$0
-	Bartow				$0
59	Ben Hill	15	21	$50.00	$15,750
25	Berrien	250	25	$65.00	$406,250
-	Bibb				$0
-	Bleckley				$0
58	Brantley	35	15	$35.00	$18,375
3	Brooks	4,400	24	$40.00	$4,224,000
-	Bryan				$0
-	Bulloch				$0
1	Burke	7,000	25	$65.00	$11,375,000
-	Butts				$0
-	Calhoun				$0
-	Camden				$0
26	Candler	400	25	$40.00	$400,000
-	Carroll				$0
-	Catoosa				$0
53	Charlton	125	15	$25.00	$46,875
-	Chatham				$0
-	Chattahoochee				$0
28	Chattooga	300	25	$50.00	$375,000
-	Cherokee				$0
-	Clarke				$0
-	Clay				$0
-	Clayton				$0
-	Clinch				$0
-	Cobb				$0
-	Coffee				$0
32	Colquitt	245	25	$50.00	$306,250
55	Columbia	50	15	$55.00	$41,250
-	Cook				$0
22	Coweta	360	25	$75.00	$675,000
36	Crawford	200	25	$50.00	$250,000
52	Crisp	30	25	$75.00	$56,250
-	Dade				$0
-	Dawson				$0
8	Decatur	1,900	22	$60.00	$2,508,000
-	DeKalb				$0
-	Dodge				$0
57	Dooly	20	21	$61.00	$25,620
-	Dougherty				$0
-	Douglas				$0
-	Early				$0
-	Echols				$0
48	Effingham	70	25	$60.00	$105,000
-	Elbert				$0
-	Emanuel				$0
-	Evans				$0
-	Fannin				$0
-	Fayette				$0
-	Floyd				$0
-	Forsyth				$0
-	Franklin				$0
61	Fulton	5	26	$26.00	$3,380

Rank	County	Acres	Lb/Acre	$/Lb	Farm Gate
-	Gilmer				$0
30	Glascock	250	22	$65.00	$357,500
-	Glynn				$0
-	Gordon				$0
24	Grady	368	25	$50.00	$460,000
-	Greene				$0
-	Gwinnett				$0
12	Habersham	1,100	25	$50.00	$1,375,000
16	Hall	700	25	$65.00	$1,137,500
47	Hancock	65	22	$75.00	$107,250
-	Haralson				$0
49	Harris	100	25	$40.00	$100,000
21	Hart	500	25	$60.00	$750,000
-	Heard				$0
-	Henry				$0
38	Houston	125	25	$75.00	$234,375
40	Irwin	146	25	$60.00	$219,000
-	Jackson				$0
11	Jasper	600	25	$120.00	$1,800,000
-	Jeff Davis				$0
18	Jefferson	955	25	$45.00	$1,074,375
39	Jenkins	300	22	$35.00	$231,000
-	Johnson				$0
41	Jones	200	25	$30.00	$150,000
-	Lamar				$0
42	Lanier	100	25	$55.00	$137,500
14	Laurens	800	25	$65.00	$1,300,000
7	Lee	1,861.67	23	$60.00	$2,569,104
-	Liberty				$0
-	Lincoln				$0
-	Long				$0
-	Lowndes				$0
45	Lumpkin	130	25	$36.50	$118,625
2	Macon	3,500	25	$50.00	$4,375,000
-	Madison				$0
-	Marion				$0
13	McDuffie	900	25	$60.00	$1,350,000
-	McIntosh				$0
-	Meriwether				$0
29	Miller	325	25	$45.00	$365,625
-	Mitchell				$0
51	Monroe	100	21	$30.00	$63,000
-	Montgomery				$0
6	Morgan	1,000	25	$120.00	$3,000,000
-	Murray				$0
-	Muscogee				$0
60	Newton	50	5	$45.00	$11,250
23	Oconee	250	25	$100.00	$625,000
21	Oglethorpe	600	25	$50.00	$750,000
-	Paulding				$0
-	Peach				$0
-	Pickens				$0
44	Pierce	100	21	$60.00	$126,000
37	Pike	157	25	$60.00	$235,500
-	Polk				$0
-	Pulaski				$0
9	Putnam	1,400	24	$70.00	$2,352,000
-	Quitman				$0
54	Rabun	35	21	$60.00	$44,100
34	Randolph	210	20	$65.00	$273,000

Rank	County	Acres	Lb/Acre	$/Lb	Farm Gate
-	Richmond				$0
-	Rockdale				$0
-	Schley				$0
44	Screven	100	21	$60.00	$126,000
10	Seminole	1,300	25	$60.00	$1,950,000
-	Spalding				$0
-	Stephens				$0
-	Stewart				$0
-	Sumter				$0
-	Talbot				$0
-	Taliaferro				$0
-	Tattnall				$0
-	Taylor				$0
-	Telfair				$0
-	Terrell				$0
33	Thomas	180	21	$75.00	$283,500
31	Tift	250	24	$55.00	$330,000
28	Toombs	250	25	$60.00	$375,000
-	Towns				$0
-	Treutlen				$0
-	Troup				$0
41	Turner	100	25	$60.00	$150,000
-	Twiggs				$0
-	Union				$0
22	Upson	450	25	$60.00	$675,000
43	Walker	90	25	$60.00	$135,000
-	Walton				$0
5	Ware	1,850	28	$60.00	$3,108,000
20	Warren	620	24	$60.00	$892,800
31	Washington	250	22	$60.00	$330,000
35	Wayne	405	25	$25.00	$253,125
-	Webster				$0
-	Wheeler				$0
17	White	600	25	$75.00	$1,125,000
-	Whitfield				$0
15	Wilcox	1,100	22	$50.00	$1,210,000
4	Wilkes	2,500	25	$60.00	$3,750,000
-	Wilkinson				$0
27	Worth	450	25	$35.00	$393,750
	Totals & Avg.	**43,983**	**24.38**	**$58.52**	**$62,762,730**

Percent of Row & Forage 2.18%

Top Ten Counties by Value - Silage

County	Acres	Yield	Price	Farm Gate
Burke	7,000	25	$65.00	$11,375,000
Macon	3,500	25	$50.00	$4,375,000
Brooks	4,400	24	$40.00	$4,224,000
Wilkes	2,500	25	$60.00	$3,750,000
Ware	1,850	28	$60.00	$3,108,000
Morgan	1,000	25	$120.00	$3,000,000
Lee	1,861.67	23	$60.00	$2,569,104
Decatur	1,900	22	$60.00	$2,508,000
Putnam	1,400	24	$70.00	$2,352,000
Seminole	1,300	25	$60.00	$1,950,000

Top Ten Counties

For Silage

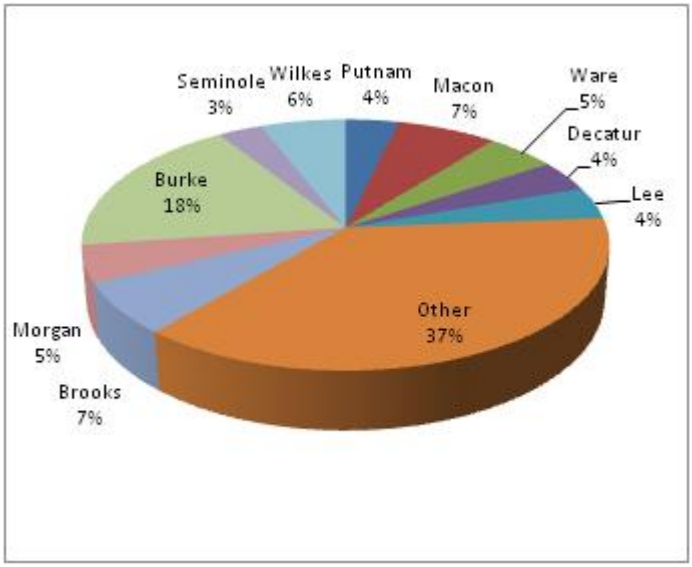

Sorghum Farm Gate Value 2013

Rank	County	Acres	Bu/Acre	$/Bu	Farm Gate
-	Appling				$0
66	Atkinson	72	50	$5.15	$18,540
44	Bacon	150	100	$5.15	$77,250
1	Baker	3,500	60	$5.15	$1,081,500
53	Baldwin	150	50	$5.15	$38,625
-	Banks				$0
-	Barrow				$0
-	Bartow				$0
10	Ben Hill	694	100	$6.33	$439,302
41	Berrien	337	50	$5.15	$86,777
-	Bibb				$0
13	Bleckley	1,163	42	$7.25	$354,133
-	Brantley				$0
14	Brooks	350	200	$5.00	$350,000
-	Bryan				$0
61	Bulloch	83	66	$4.75	$26,020
19	Burke	975	50	$5.15	$251,062
76	Butts	30	50	$5.15	$7,725
2	Calhoun	2,774.60	60	$5.30	$882,322
63	Camden	90.80	50	$5.15	$23,381
68	Candler	59.70	50	$5.15	$15,372
83	Carroll	10	60	$5.15	$3,069
-	Catoosa				$0
-	Charlton				$0
-	Chatham				$0
-	Chattahoochee				$0
84	Chattooga	8	50	$5.00	$2,000
-	Cherokee				$0
-	Clarke				$0
22	Clay	676.20	60	$5.15	$208,945
-	Clayton				$0
78	Clinch	25	50	$5.15	$6,437
-	Cobb				$0
69	Coffee	53	50	$5.15	$13,647
28	Colquitt	686	50	$5.15	$176,645
-	Columbia				$0
57	Cook	129	50	$5.15	$33,217
-	Coweta				$0
53	Crawford	150	50	$5.15	$38,625
3	Crisp	3,419	50	$5.15	$880,392
-	Dade				$0
-	Dawson				$0
5	Decatur	2,004	60	$5.85	$703,404
-	DeKalb				$0
24	Dodge	700	55	$5.15	$198,275
11	Dooly	1,600	50	$5.15	$412,000
35	Dougherty	417.60	50	$5.15	$107,532
-	Douglas				$0
4	Early	1,974.20	75	$5.15	$762,534
-	Echols				$0
72	Effingham	40	50	$5.15	$10,300
75	Elbert	31.10	60	$5.15	$9,609
-	Emanuel				$0
-	Evans				$0
-	Fannin				$0
-	Fayette				$0
37	Floyd	296	50	$6.60	$97,680
-	Forsyth				$0
-	Franklin				$0
-	Fulton				$0

Rank	County	Acres	Bu/Acre	$/Bu	Farm Gate
-	Gilmer				$0
26	Glascock	780	46	$5.05	$181,194
-	Glynn				$0
-	Gordon				$0
36	Grady	334.90	60	$5.15	$103,484
48	Greene	224.30	50	$5.15	$57,757
-	Gwinnett				$0
49	Habersham	200	50	$5.15	$51,500
-	Hall				$0
55	Hancock	180	41	$5.10	$37,638
-	Haralson				$0
-	Harris				$0
39	Hart	152.20	90	$6.60	$90,406
-	Heard				$0
60	Henry	102.30	40	$6.60	$27,007
21	Houston	876	50	$5.15	$225,570
58	Irwin	116	50	$5.15	$29,870
-	Jackson				$0
82	Jasper	12	50	$5.15	$3,090
85	Jeff Davis	5	50	$5.15	$1,287
33	Jefferson	456	50	$5.15	$117,420
80	Jenkins	17.20	57	$5.15	$5,049
71	Johnson	42	55	$5.15	$11,896
-	Jones				$0
-	Lamar				$0
65	Lanier	100	40	$5.15	$20,600
29	Laurens	683	50	$5.15	$175,872
8	Lee	1,690.43	65	$5.15	$565,871
-	Liberty				$0
-	Lincoln				$0
-	Long				$0
56	Lowndes	136	50	$5.15	$35,020
-	Lumpkin				$0
46	Macon	263	50	$5.15	$67,722
-	Madison				$0
52	Marion	128	60	$5.15	$39,552
54	McDuffie	149.80	50	$5.15	$38,573
-	McIntosh				$0
45	Meriwether	200	50	$7.00	$70,000
17	Miller	750	70	$5.60	$294,000
27	Mitchell	694	50	$5.15	$178,705
-	Monroe				$0
74	Montgomery	31.80	60	$5.15	$9,826
9	Morgan	2,002	50	$5.15	$515,515
-	Murray				$0
-	Muscogee				$0
20	Newton	500	75	$6.50	$243,750
62	Oconee	100	50	$5.15	$25,750
51	Oglethorpe	160	50	$5.15	$41,200
-	Paulding				$0
30	Peach	458	60	$5.15	$141,522
-	Pickens				$0
-	Pierce				$0
-	Pike				$0
-	Polk				$0
6	Pulaski	2,567	50	$5.15	$661,002
70	Putnam	50	50	$5.15	$12,875
-	Quitman				$0
81	Rabun	12	60	$6.60	$4,752
7	Randolph	2,300	50	$5.15	$592,250

Rank	County	Acres	Bu/Acre	$/Bu	Farm Gate
-	Richmond				$0
-	Rockdale				$0
73	Schley	39.90	50	$5.15	$10,274
40	Screven	270	50	$6.50	$87,750
16	Seminole	800	70	$5.85	$327,600
34	Spalding	400	50	$5.50	$110,000
-	Stephens				$0
64	Stewart	102	40	$5.15	$21,012
25	Sumter	750	50	$5.15	$193,125
62	Talbot	100	50	$5.15	$25,750
-	Taliaferro				$0
-	Tattnall				$0
67	Taylor	55	60	$5.15	$16,995
23	Telfair	785	50	$5.15	$202,137
31	Terrell	482	50	$5.15	$124,115
18	Thomas	1,009	55	$5.15	$285,799
43	Tift	175	90	$5.15	$81,112
62	Toombs	100	50	$5.15	$25,750
-	Towns				$0
-	Treutlen				$0
-	Troup				$0
15	Turner	1,307.80	50	$5.15	$336,758
32	Twiggs	457.20	50	$5.15	$117,729
77	Union	27.10	50	$5.15	$6,978
62	Upson	50	100	$5.15	$25,750
-	Walker				$0
59	Walton	107	50	$5.15	$27,552
-	Ware				$0
42	Warren	380	44	$5.10	$85,272
47	Washington	208	60	$5.15	$64,272
53	Wayne	150	50	$5.15	$38,625
79	Webster	26	40	$5.15	$5,356
38	Wheeler	355.58	50	$5.15	$91,561
-	White				$0
-	Whitfield				$0
12	Wilcox	1,400	50	$5.50	$385,000
49	Wilkes	200	50	$5.15	$51,500
-	Wilkinson				$0
50	Worth	181	48	$5.15	$44,743
	Totals & Avg.	**49,039**	**56.54**	**$5.33**	**$14,786,377**

Percent of Row & Forage 0.51%

Top Ten Counties by Value - Sorghum

County	Acres	Yield	Price	Farm Gate
Baker	3,500	60	$5.15	$1,081,500
Calhoun	2,774.60	60	$5.30	$882,322
Crisp	3,419	50	$5.15	$880,392
Early	1,974.20	75	$5.15	$762,534
Decatur	2,004	60	$5.85	$703,404
Pulaski	2,567	50	$5.15	$661,002
Randolph	2,300	50	$5.15	$592,250
Lee	1,690.43	65	$5.15	$565,871
Morgan	2,002	50	$5.15	$515,515
Ben Hill	694	100	$6.33	$439,302

Top Ten Counties

For Sorghum

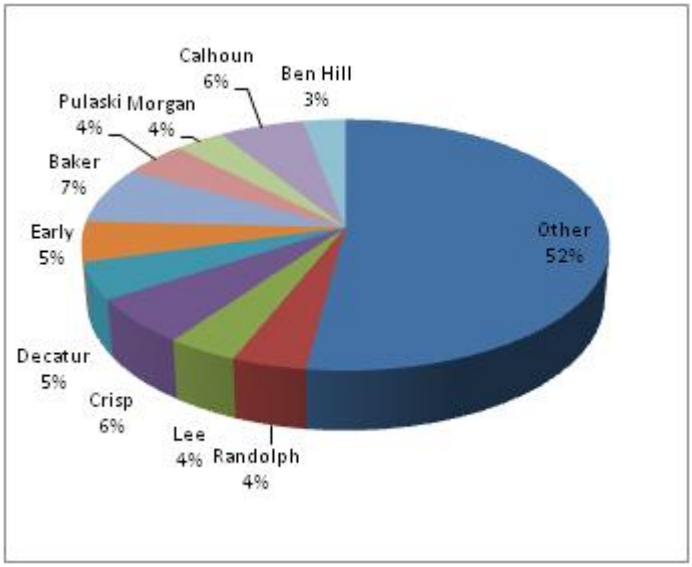

Soybeans Farm Gate Value 2013

Rank	County	Acres	Bu/Acre	$/Bu	Farm Gate
15	Appling	4,861.60	40	$13.15	$2,557,201
77	Atkinson	607	40	$13.15	$319,282
71	Bacon	844	37	$13.15	$410,648
84	Baker	300	60	$13.15	$236,700
119	Baldwin	50	40	$13.15	$26,300
109	Banks	180	40	$12.00	$86,400
122	Barrow	15	40	$13.15	$7,890
30	Bartow	2,594	37	$14.25	$1,367,686
85	Ben Hill	438	37	$14.40	$233,366
52	Berrien	1,306	45	$13.15	$772,825
108	Bibb	195	35	$13.15	$89,748
38	Bleckley	3,408	35	$9.25	$1,103,340
91	Brantley	400	35	$13.15	$184,100
1	Brooks	10,070	50	$12.00	$6,042,000
72	Bryan	765	40	$13.15	$402,390
5	Bulloch	8,242	43	$12.50	$4,430,075
3	Burke	9,000	40	$13.15	$4,734,000
97	Butts	300	40	$13.15	$157,800
37	Calhoun	1,751.70	50	$13.20	$1,156,122
-	Camden				$0
60	Candler	1,087.30	40	$13.15	$571,919
102	Carroll	212	43	$13.15	$119,875
113	Catoosa	115	40	$13.15	$60,490
121	Charlton	35	25	$13.15	$11,506
-	Chatham				$0
-	Chattahoochee				$0
57	Chattooga	1,200	40	$13.15	$631,200
-	Cherokee				$0
96	Clarke	317	40	$13.15	$166,742
26	Clay	2,108	55	$13.15	$1,524,611
-	Clayton				$0
-	Clinch				$0
-	Cobb				$0
50	Coffee	1,531	40	$13.15	$805,306
58	Colquitt	1,183	40	$13.15	$622,258
114	Columbia	100	37	$15.50	$57,350
69	Cook	806	40	$13.15	$423,956
107	Coweta	177.70	40	$13.15	$93,470
99	Crawford	292	40	$13.15	$153,592
27	Crisp	2,553.70	45	$13.15	$1,511,151
91	Dade	350	40	$13.15	$184,100
-	Dawson				$0
2	Decatur	6,338	56	$14.00	$4,968,992
-	DeKalb				$0
25	Dodge	2,350	50	$13.15	$1,545,125
8	Dooly	8,000	35	$13.15	$3,682,000
93	Dougherty	332.10	40	$13.15	$174,684
-	Douglas				$0
7	Early	5,130.90	55	$13.15	$3,710,923
95	Echols	300	40	$14.00	$168,000
29	Effingham	2,630	40	$13.15	$1,383,380
59	Elbert	806.20	55	$13.15	$583,084
55	Emanuel	1,415	38	$13.15	$707,075
41	Evans	1,800	45	$13.15	$1,065,150
-	Fannin				$0
123	Fayette	5	40	$13.15	$2,630
34	Floyd	1,894	45	$14.25	$1,214,527
-	Forsyth				$0
63	Franklin	1,000	40	$13.15	$526,000
115	Fulton	93	46	$12.00	$51,336

Rank	County	Acres	Bu/Acre	$/Bu	Farm Gate
-	Gilmer				$0
66	Glascock	950	37	$13.00	$456,950
-	Glynn				$0
21	Gordon	3,397.50	40	$13.15	$1,787,085
19	Grady	3,443.20	42	$13.15	$1,901,679
104	Greene	224.30	40	$13.15	$117,981
-	Gwinnett				$0
73	Habersham	650	40	$13.15	$341,900
110	Hall	162	40	$13.15	$85,212
90	Hancock	420	36	$12.90	$195,048
82	Haralson	522	40	$13.15	$274,572
100	Harris	250	40	$15.00	$150,000
49	Hart	1,603	37	$14.25	$845,181
-	Heard				$0
88	Henry	400	37	$14.25	$210,900
43	Houston	1,908	40	$13.15	$1,003,608
65	Irwin	883	40	$13.15	$464,458
-	Jackson				$0
-	Jasper				$0
62	Jeff Davis	1,006	40	$13.15	$529,156
10	Jefferson	5,500	45	$13.15	$3,254,625
124	Jenkins	1.32	35	$13.15	$607
47	Johnson	2,346	30	$13.15	$925,497
-	Jones				$0
46	Lamar	1,786	40	$13.15	$939,436
91	Lanier	350	40	$13.15	$184,100
12	Laurens	6,562	35	$13.15	$3,020,160
11	Lee	5,050.99	48	$13.15	$3,193,498
117	Liberty	71	40	$13.15	$37,346
-	Lincoln				$0
78	Long	587	40	$13.15	$308,762
42	Lowndes	1,965	40	$13.15	$1,033,590
-	Lumpkin				$0
9	Macon	6,618.40	40	$13.15	$3,481,278
17	Madison	3,000	50	$13.15	$1,972,500
40	Marion	2,379	35	$13.15	$1,094,934
-	McDuffie				$0
-	McIntosh				$0
80	Meriwether	450	50	$12.50	$281,250
24	Miller	2,300	55	$13.15	$1,663,475
22	Mitchell	3,358	40	$13.15	$1,766,308
68	Monroe	850	37	$14.25	$448,162
56	Montgomery	1,155.60	45	$13.15	$683,826
87	Morgan	410	40	$13.15	$215,660
67	Murray	861.60	40	$13.15	$453,201
-	Muscogee				$0
74	Newton	450	55	$13.50	$334,125
101	Oconee	250	40	$14.25	$142,500
70	Oglethorpe	800	40	$13.15	$420,800
-	Paulding				$0
33	Peach	2,300	42	$13.15	$1,270,290
-	Pickens				$0
23	Pierce	2,898	45	$13.15	$1,714,891
76	Pike	620	40	$13.15	$326,120
51	Polk	1,672	37	$13.00	$804,232
20	Pulaski	3,427	40	$13.15	$1,802,602
94	Putnam	320	40	$13.15	$168,320
94	Quitman	320	40	$13.15	$168,320
-	Rabun				$0
4	Randolph	6,600	52	$13.15	$4,513,080

Rank	County	Acres	Bu/Acre	$/Bu	Farm Gate
112	Richmond	136	40	$13.15	$71,536
119	Rockdale	50	40	$13.15	$26,300
105	Schley	321	25	$13.15	$105,528
44	Screven	2,097	35	$13.00	$954,135
39	Seminole	1,960	40	$14.00	$1,097,600
61	Spalding	1,000	40	$14.00	$560,000
116	Stephens	100	39	$13.15	$51,285
83	Stewart	674	30	$13.15	$265,893
14	Sumter	5,000	40	$13.15	$2,630,000
111	Talbot	100	60	$13.15	$78,900
-	Taliaferro				$0
6	Tattnall	8,000	40	$13.15	$4,208,000
16	Taylor	3,840	42	$13.15	$2,120,832
36	Telfair	2,550	35	$13.15	$1,173,637
13	Terrell	5,193	40	$13.15	$2,731,518
32	Thomas	2,823.40	35	$13.15	$1,299,469
79	Tift	400	55	$13.15	$289,300
18	Toombs	3,702	40	$13.15	$1,947,252
-	Towns				$0
92	Treutlen	296.40	45	$13.15	$175,394
118	Troup	80	37	$12.00	$35,520
54	Turner	1,424.40	40	$13.15	$749,234
98	Twiggs	294.10	40	$13.15	$154,696
120	Union	34.50	40	$13.15	$18,147
75	Upson	500	50	$13.15	$328,750
35	Walker	2,000	45	$13.15	$1,183,500
97	Walton	300	40	$13.15	$157,800
53	Ware	1,448	40	$13.15	$761,648
64	Warren	1,010	36	$12.90	$469,044
28	Washington	2,584	42	$13.15	$1,427,143
31	Wayne	2,306	45	$13.15	$1,364,575
86	Webster	578	30	$13.15	$228,021
81	Wheeler	534.40	40	$13.15	$281,094
84	White	450	40	$13.15	$236,700
103	Whitfield	226.90	40	$13.15	$119,349
48	Wilcox	1,850	37	$12.50	$855,625
106	Wilkes	200	40	$13.15	$105,200
89	Wilkinson	400	40	$13.15	$210,400
45	Worth	1,936	37	$13.15	$941,960
	Totals & Avg.	**226,966**	**42.23**	**$13.09**	**$125,440,535**

Percent of Row & Forage 4.36%

Top Ten Counties by Value - Soybeans

County	Acres	Yield	Price	Farm Gate
Brooks	10,070	50	$12.00	$6,042,000
Decatur	6,338	56	$14.00	$4,968,992
Burke	9,000	40	$13.15	$4,734,000
Randolph	6,600	52	$13.15	$4,513,080
Bulloch	8,242	43	$12.50	$4,430,075
Tattnall	8,000	40	$13.15	$4,208,000
Early	5,130.90	55	$13.15	$3,710,923
Dooly	8,000	35	$13.15	$3,682,000
Macon	6,618.40	40	$13.15	$3,481,278
Jefferson	5,500	45	$13.15	$3,254,625

Top Ten Counties

For Soybeans

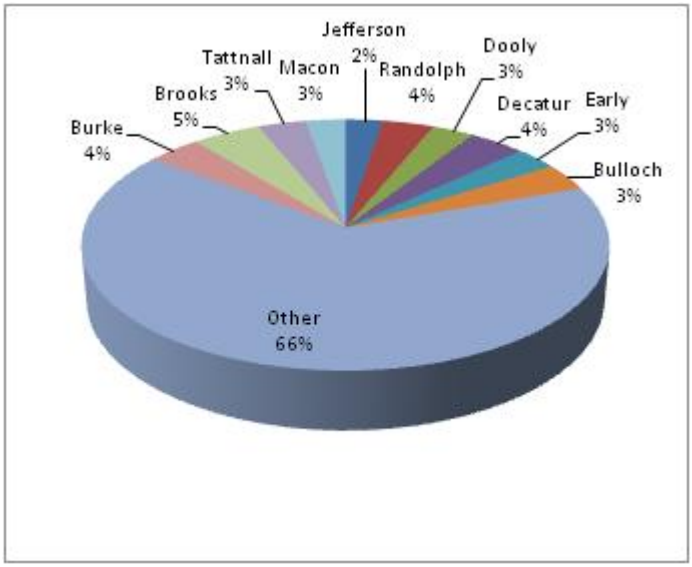

Straw Farm Gate Value 2013

Rank	County	Acres	Bales/Acre	$/Bale	Farm Gate
-	Appling				$0
-	Atkinson				$0
60	Bacon	150	75	$2.50	$28,125
37	Baker	1,100	60	$2.50	$165,000
42	Baldwin	600	75	$2.50	$112,500
62	Banks	75	75	$4.00	$22,500
-	Barrow				$0
-	Bartow				$0
38	Ben Hill	700	75	$3.00	$157,500
59	Berrien	150	75	$3.00	$33,750
-	Bibb				$0
14	Bleckley	3,855	75	$2.50	$722,812
-	Brantley				$0
8	Brooks	4,200	75	$3.00	$945,000
-	Bryan				$0
21	Bulloch	2,650	65	$2.50	$430,625
46	Burke	500	75	$2.50	$93,750
48	Butts	350	75	$3.25	$85,312
11	Calhoun	3,800	75	$3.00	$855,000
-	Camden				$0
44	Candler	655	75	$2.00	$98,250
29	Carroll	865	75	$4.00	$259,500
-	Catoosa				$0
-	Charlton				$0
-	Chatham				$0
-	Chattahoochee				$0
51	Chattooga	200	75	$5.00	$75,000
-	Cherokee				$0
-	Clarke				$0
40	Clay	800	75	$2.50	$150,000
-	Clayton				$0
-	Clinch				$0
-	Cobb				$0
-	Coffee				$0
56	Colquitt	250	75	$2.50	$46,875
-	Columbia				$0
6	Cook	160	127	$55.00	$1,117,600
-	Coweta				$0
-	Crawford				$0
32	Crisp	1,000	75	$3.00	$225,000
66	Dade	50	75	$2.75	$10,312
-	Dawson				$0
26	Decatur	1,200	75	$3.00	$270,000
-	DeKalb				$0
-	Dodge				$0
49	Dooly	450	75	$2.50	$84,375
-	Dougherty				$0
-	Douglas				$0
15	Early	3,500	75	$2.50	$656,250
-	Echols				$0
2	Effingham	400	75	$90.00	$2,700,000
61	Elbert	125	75	$2.50	$23,437
31	Emanuel	1,255	75	$2.50	$235,312
57	Evans	300	75	$2.00	$45,000
69	Fannin	30	75	$2.50	$5,625
-	Fayette				$0
-	Floyd				$0
68	Forsyth	40	75	$2.50	$7,500
46	Franklin	500	75	$2.50	$93,750
67	Fulton	25	76	$4.50	$8,550

Rank	County	Acres	Bales/Acre	$/Bale	Farm Gate
52	Gilmer	300	75	$2.75	$61,875
17	Glascock	3,500	68	$2.45	$583,100
-	Glynn				$0
-	Gordon				$0
54	Grady	175	75	$4.50	$59,062
-	Greene				$0
-	Gwinnett				$0
47	Habersham	400	75	$3.00	$90,000
58	Hall	200	75	$2.50	$37,500
33	Hancock	1,200	70	$2.40	$201,600
-	Haralson				$0
36	Harris	900	75	$2.50	$168,750
40	Hart	800	75	$2.50	$150,000
-	Heard				$0
51	Henry	400	75	$2.50	$75,000
-	Houston				$0
34	Irwin	1,000	75	$2.50	$187,500
11	Jackson	3,800	75	$3.00	$855,000
64	Jasper	80	75	$2.50	$15,000
-	Jeff Davis				$0
15	Jefferson	3,500	75	$2.50	$656,250
4	Jenkins	850	60	$25.00	$1,275,000
9	Johnson	4,500	75	$2.75	$928,125
-	Jones				$0
25	Lamar	1,500	75	$3.00	$337,500
-	Lanier				$0
-	Laurens				$0
23	Lee	2,000	75	$2.50	$375,000
-	Liberty				$0
63	Lincoln	100	75	$2.50	$18,750
-	Long				$0
51	Lowndes	400	75	$2.50	$75,000
-	Lumpkin				$0
23	Macon	2,500	75	$2.00	$375,000
16	Madison	2,000	100	$3.00	$600,000
45	Marion	515	75	$2.50	$96,562
-	McDuffie				$0
-	McIntosh				$0
42	Meriwether	500	75	$3.00	$112,500
3	Miller	6,000	75	$3.00	$1,350,000
34	Mitchell	1,000	75	$2.50	$187,500
46	Monroe	500	75	$2.50	$93,750
27	Montgomery	1,300	75	$2.75	$268,125
20	Morgan	1,500	75	$4.00	$450,000
-	Murray				$0
-	Muscogee				$0
55	Newton	300	75	$2.50	$56,250
35	Oconee	500	85	$4.00	$170,000
23	Oglethorpe	500	75	$10.00	$375,000
-	Paulding				$0
7	Peach	3,000	75	$4.50	$1,012,500
-	Pickens				$0
-	Pierce				$0
53	Pike	401	75	$2.00	$60,150
70	Polk	25	75	$2.50	$4,687
1	Pulaski	4,200	75	$20.00	$6,300,000
-	Putnam				$0
-	Quitman				$0
-	Rabun				$0
18	Randolph	2,800	75	$2.75	$577,500

Rank	County	Acres	Bales/Acre	$/Bale	Farm Gate
65	Richmond	50	75	$3.00	$11,250
-	Rockdale				$0
-	Schley				$0
46	Screven	500	75	$2.50	$93,750
13	Seminole	3,500	75	$3.00	$787,500
-	Spalding				$0
-	Stephens				$0
-	Stewart				$0
41	Sumter	650	75	$2.50	$121,875
62	Talbot	100	75	$3.00	$22,500
-	Taliaferro				$0
-	Tattnall				$0
50	Taylor	800	35	$3.00	$84,000
20	Telfair	2,000	75	$3.00	$450,000
12	Terrell	5,000	75	$2.25	$843,750
43	Thomas	280	75	$5.00	$105,000
42	Tift	500	75	$3.00	$112,500
19	Toombs	2,500	75	$2.50	$468,750
-	Towns				$0
39	Treutlen	750	75	$2.75	$154,687
-	Troup				$0
24	Turner	1,550	75	$3.00	$348,750
-	Twiggs				$0
-	Union				$0
-	Upson				$0
22	Walker	1,200	100	$3.50	$420,000
32	Walton	1,000	75	$3.00	$225,000
-	Ware				$0
30	Warren	1,480	70	$2.40	$248,640
5	Washington	6,000	75	$2.75	$1,237,500
-	Wayne				$0
-	Webster				$0
28	Wheeler	1,000	75	$3.50	$262,500
-	White				$0
-	Whitfield				$0
10	Wilcox	4,000	75	$3.00	$900,000
42	Wilkes	600	75	$2.50	$112,500
-	Wilkinson				$0
32	Worth	1,500	75	$2.00	$225,000
	Totals & Avg.	**118,041**	**74.73**	**$4.00**	**$35,239,203**

Percent of Row & Forage 1.22%

Top Ten Counties by Value - Straw

County	Acres	Yield	Price	Farm Gate
Pulaski	4,200	75	$20.00	$6,300,000
Effingham	400	75	$90.00	$2,700,000
Miller	6,000	75	$3.00	$1,350,000
Jenkins	850	60	$25.00	$1,275,000
Washington	6,000	75	$2.75	$1,237,500
Cook	160	127	$55.00	$1,117,600
Peach	3,000	75	$4.50	$1,012,500
Brooks	4,200	75	$3.00	$945,000
Johnson	4,500	75	$2.75	$928,125
Wilcox	4,000	75	$3.00	$900,000

Top Ten Counties

For Straw

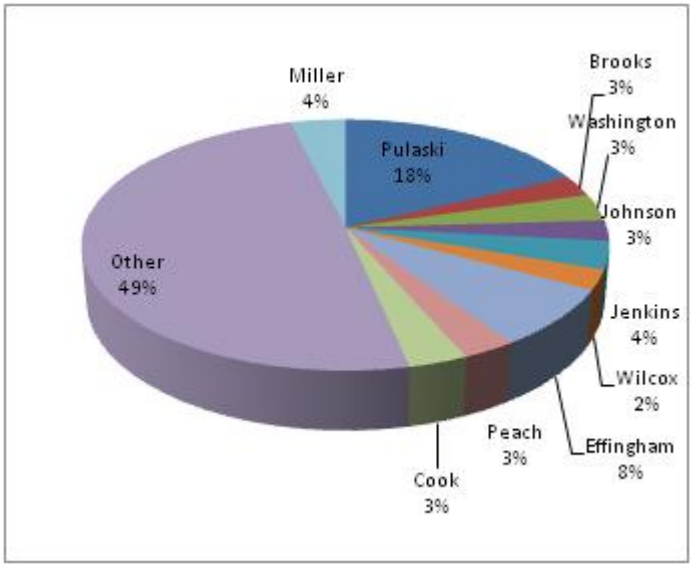

Tobacco Farm Gate Value 2013

Rank	County	Acres	Lb/Acre	$/Lb	Farm Gate
5	Appling	1,068.90	1750	$2.10	$3,928,207
7	Atkinson	822	1750	$2.10	$3,020,850
18	Bacon	167	2000	$2.10	$701,400
-	Baker				$0
-	Baldwin				$0
-	Banks				$0
-	Barrow				$0
-	Bartow				$0
19	Ben Hill	171.78	1800	$2.10	$649,328
2	Berrien	1,461	1750	$2.10	$5,369,175
-	Bibb				$0
-	Bleckley				$0
27	Brantley	32	1350	$2.00	$86,400
10	Brooks	440	2300	$2.00	$2,024,000
-	Bryan				$0
29	Bulloch	13	2365	$1.85	$56,878
-	Burke				$0
-	Butts				$0
-	Calhoun				$0
-	Camden				$0
12	Candler	402.30	1750	$2.10	$1,478,452
-	Carroll				$0
-	Catoosa				$0
-	Charlton				$0
-	Chatham				$0
-	Chattahoochee				$0
-	Chattooga				$0
-	Cherokee				$0
30	Clarke	0.30	1750	$2.10	$1,102
-	Clay				$0
-	Clayton				$0
-	Clinch				$0
-	Cobb				$0
1	Coffee	1,876	1750	$2.10	$6,894,300
11	Colquitt	539.80	1750	$2.10	$1,983,765
-	Columbia				$0
17	Cook	278	1750	$2.10	$1,021,650
-	Coweta				$0
-	Crawford				$0
-	Crisp				$0
-	Dade				$0
-	Dawson				$0
-	Decatur				$0
-	DeKalb				$0
-	Dodge				$0
-	Dooly				$0
-	Dougherty				$0
-	Douglas				$0
-	Early				$0
16	Echols	350	1750	$2.10	$1,286,250
28	Effingham	21	1750	$2.10	$77,175
-	Elbert				$0
22	Emanuel	173.90	1000	$2.10	$365,190
24	Evans	77	1750	$2.10	$282,975
-	Fannin				$0
-	Fayette				$0
-	Floyd				$0
-	Forsyth				$0
-	Franklin				$0
-	Fulton				$0

Rank	County	Acres	Lb/Acre	$/Lb	Farm Gate
-	Gilmer				$0
-	Glascock				$0
-	Glynn				$0
-	Gordon				$0
26	Grady	15	3000	$2.10	$94,500
-	Greene				$0
-	Gwinnett				$0
-	Habersham				$0
-	Hall				$0
-	Hancock				$0
-	Haralson				$0
-	Harris				$0
-	Hart				$0
-	Heard				$0
-	Henry				$0
-	Houston				$0
14	Irwin	370	1750	$2.10	$1,359,750
-	Jackson				$0
-	Jasper				$0
13	Jeff Davis	389	1750	$2.10	$1,429,575
-	Jefferson				$0
-	Jenkins				$0
-	Johnson				$0
-	Jones				$0
-	Lamar				$0
8	Lanier	725	1750	$2.10	$2,664,375
-	Laurens				$0
-	Lee				$0
-	Liberty				$0
-	Lincoln				$0
-	Long				$0
3	Lowndes	851	2400	$2.25	$4,595,400
-	Lumpkin				$0
-	Macon				$0
-	Madison				$0
-	Marion				$0
-	McDuffie				$0
-	McIntosh				$0
-	Meriwether				$0
-	Miller				$0
-	Mitchell				$0
-	Monroe				$0
-	Montgomery				$0
-	Morgan				$0
-	Murray				$0
-	Muscogee				$0
-	Newton				$0
-	Oconee				$0
-	Oglethorpe				$0
-	Paulding				$0
-	Peach				$0
-	Pickens				$0
4	Pierce	1,091	2000	$2.10	$4,582,200
-	Pike				$0
-	Polk				$0
-	Pulaski				$0
-	Putnam				$0
-	Quitman				$0
-	Rabun				$0
-	Randolph				$0

Rank	County	Acres	Lb/Acre	$/Lb	Farm Gate
-	Richmond				$0
-	Rockdale				$0
-	Schley				$0
21	Screven	105	2200	$1.90	$438,900
-	Seminole				$0
-	Spalding				$0
-	Stephens				$0
-	Stewart				$0
-	Sumter				$0
-	Talbot				$0
-	Taliaferro				$0
15	Tattnall	360	1750	$2.10	$1,323,000
-	Taylor				$0
-	Telfair				$0
-	Terrell				$0
20	Thomas	111.43	2000	$2.10	$468,006
6	Tift	891	2015	$2.10	$3,770,266
-	Toombs				$0
-	Towns				$0
23	Treutlen	88	1750	$2.10	$323,400
-	Troup				$0
-	Turner				$0
-	Twiggs				$0
-	Union				$0
-	Upson				$0
-	Walker				$0
-	Walton				$0
25	Ware	27	1800	$2.10	$102,060
-	Warren				$0
-	Washington				$0
9	Wayne	643	1700	$2.10	$2,295,510
-	Webster				$0
-	Wheeler				$0
-	White				$0
-	Whitfield				$0
-	Wilcox				$0
-	Wilkes				$0
-	Wilkinson				$0
-	Worth				$0
	Totals & Avg.	**13,560**	**1844.55**	**$2.11**	**$52,674,042**

Percent of Row & Forage 1.83%

Top Ten Counties by Value - Tobacco

County	Acres	Yield	Price	Farm Gate
Coffee	1,876	1750	$2.10	$6,894,300
Berrien	1,461	1750	$2.10	$5,369,175
Lowndes	851	2400	$2.25	$4,595,400
Pierce	1,091	2000	$2.10	$4,582,200
Appling	1,068.90	1750	$2.10	$3,928,207
Tift	891	2015	$2.10	$3,770,266
Atkinson	822	1750	$2.10	$3,020,850
Lanier	725	1750	$2.10	$2,664,375
Wayne	643	1700	$2.10	$2,295,510
Brooks	440	2300	$2.00	$2,024,000

Top Ten Counties

For Tobacco

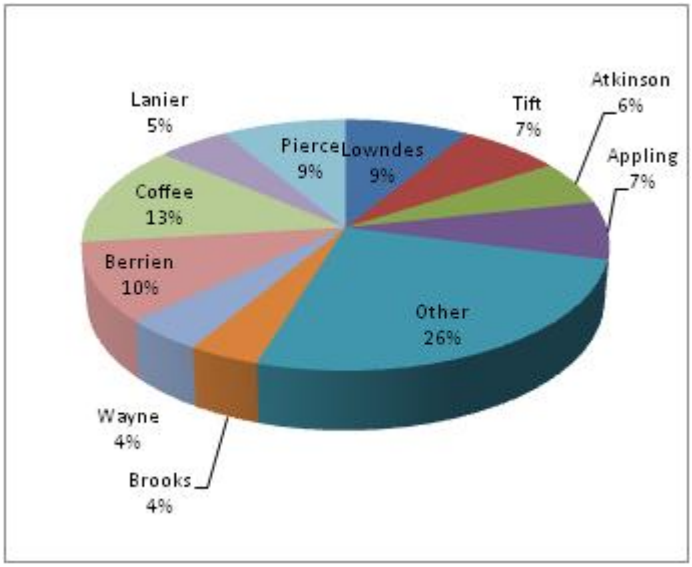

Wheat Farm Gate Value 2013

Rank	County	Acres	Bu/Acre	$/Bu	Farm Gate
21	Appling	6,661.10	60	$6.35	$2,537,879
87	Atkinson	698	60	$6.35	$265,938
51	Bacon	2,575	49	$6.35	$801,211
40	Baker	2,500	70	$6.35	$1,111,250
88	Baldwin	640	60	$6.35	$243,840
119	Banks	50	50	$6.00	$15,000
-	Barrow				$0
56	Bartow	1,927	49	$7.30	$689,287
86	Ben Hill	700	49	$7.86	$269,598
80	Berrien	789	60	$6.35	$300,609
64	Bibb	1,447	60	$6.35	$551,307
32	Bleckley	4,926	45	$7.30	$1,618,191
-	Brantley				$0
19	Brooks	8,200	55	$6.00	$2,706,000
115	Bryan	80	60	$6.35	$30,480
25	Bulloch	6,254	56	$6.35	$2,223,922
11	Burke	10,000	60	$6.35	$3,810,000
97	Butts	400	60	$6.35	$152,400
12	Calhoun	7,645	75	$6.40	$3,669,600
-	Camden				$0
46	Candler	2,330.70	60	$6.36	$889,395
123	Carroll	10	47	$6.35	$2,984
118	Catoosa	136.70	20	$6.35	$17,360
-	Charlton				$0
-	Chatham				$0
-	Chattahoochee				$0
117	Chattooga	75	60	$6.35	$28,575
-	Cherokee				$0
98	Clarke	392	60	$6.35	$149,352
30	Clay	5,114.60	60	$6.35	$1,948,662
-	Clayton				$0
104	Clinch	250	60	$6.35	$95,250
-	Cobb				$0
58	Coffee	1,769	60	$6.35	$673,989
20	Colquitt	7,088	60	$6.35	$2,700,528
124	Columbia	10	42	$6.75	$2,835
69	Cook	1,240	60	$6.35	$472,440
105	Coweta	233.60	60	$6.35	$89,001
92	Crawford	569	60	$6.35	$216,789
26	Crisp	5,728.40	60	$6.35	$2,182,520
117	Dade	75	60	$6.35	$28,575
-	Dawson				$0
23	Decatur	4,733	71	$7.00	$2,352,301
-	DeKalb				$0
18	Dodge	8,555	55	$6.35	$2,987,833
5	Dooly	16,000	45	$7.30	$5,256,000
41	Dougherty	2,587.80	60	$6.35	$985,951
-	Douglas				$0
1	Early	16,301.60	70	$6.35	$7,246,061
-	Echols				$0
67	Effingham	1,319	60	$6.35	$502,539
49	Elbert	2,168.20	60	$6.35	$826,084
22	Emanuel	6,408	60	$6.35	$2,441,448
75	Evans	800	70	$6.35	$355,600
120	Fannin	40	45	$7.30	$13,140
121	Fayette	25	60	$6.35	$9,525
99	Floyd	349	55	$7.30	$140,123
-	Forsyth				$0
79	Franklin	800	60	$6.35	$304,800
116	Fulton	62	69	$6.95	$29,732

Rank	County	Acres	Bu/Acre	$/Bu	Farm Gate
108	Gilmer	180	55	$7.25	$71,775
72	Glascock	1,310	54	$6.00	$424,440
-	Glynn				$0
62	Gordon	1,531	60	$6.35	$583,311
59	Grady	2,096.10	50	$6.35	$665,511
113	Greene	99.20	60	$6.35	$37,795
-	Gwinnett				$0
54	Habersham	2,000	60	$6.35	$762,000
102	Hall	307	60	$6.35	$116,967
103	Hancock	360	49	$6.25	$110,250
-	Haralson				$0
125	Harris	4.50	60	$6.35	$1,714
53	Hart	2,140	49	$7.30	$765,478
89	Heard	600	60	$6.35	$228,600
90	Henry	627	49	$7.30	$224,277
34	Houston	4,115	60	$6.35	$1,567,815
33	Irwin	4,190	60	$6.35	$1,596,390
43	Jackson	2,500	60	$6.35	$952,500
114	Jasper	85	60	$6.35	$32,385
44	Jeff Davis	2,473	60	$6.35	$942,213
8	Jefferson	12,800	60	$6.35	$4,876,800
38	Jenkins	3,770	52	$6.35	$1,244,854
31	Johnson	4,276	66	$6.35	$1,792,071
-	Jones				$0
55	Lamar	1,917	60	$6.35	$730,377
109	Lanier	125	60	$6.35	$47,625
9	Laurens	10,131	65	$6.35	$4,181,570
10	Lee	10,480.89	58	$6.35	$3,880,077
-	Liberty				$0
107	Lincoln	200	60	$6.35	$76,200
110	Long	120	60	$6.35	$45,720
83	Lowndes	756	60	$6.35	$288,036
-	Lumpkin				$0
13	Macon	9,205.80	60	$6.35	$3,507,409
39	Madison	3,000	60	$6.35	$1,143,000
81	Marion	835	55	$6.35	$291,623
106	McDuffie	223	60	$6.35	$84,963
-	McIntosh				$0
73	Meriwether	880	60	$7.30	$385,440
6	Miller	10,200	80	$6.35	$5,181,600
14	Mitchell	8,732	60	$6.35	$3,326,892
71	Monroe	1,188	49	$7.30	$424,947
61	Montgomery	1,394.40	65	$7.00	$634,452
43	Morgan	2,500	60	$6.35	$952,500
111	Murray	105.40	60	$6.35	$40,157
-	Muscogee				$0
66	Newton	1,200	60	$7.00	$504,000
84	Oconee	650	60	$7.30	$284,700
45	Oglethorpe	2,400	60	$6.35	$914,400
-	Paulding				$0
29	Peach	4,800	65	$6.35	$1,981,200
-	Pickens				$0
47	Pierce	2,250	60	$6.35	$857,250
96	Pike	401	60	$6.35	$152,781
68	Polk	1,300	60	$6.35	$495,300
2	Pulaski	11,883	85	$6.35	$6,413,849
77	Putnam	890	60	$6.35	$339,090
101	Quitman	320	60	$6.35	$121,920
122	Rabun	15	49	$7.30	$5,365
16	Randolph	7,400	65	$6.35	$3,054,350

Rank	County	Acres	Bu/Acre	$/Bu	Farm Gate
95	Richmond	465	60	$6.35	$177,165
117	Rockdale	75	60	$6.35	$28,575
100	Schley	482.30	45	$6.35	$137,817
24	Screven	6,350	49	$7.50	$2,333,625
17	Seminole	5,590	78	$7.00	$3,052,140
78	Spalding	900	55	$6.50	$321,750
112	Stephens	100	60	$6.35	$38,100
85	Stewart	992	45	$6.35	$283,464
4	Sumter	13,700	65	$6.35	$5,654,675
97	Talbot	400	60	$6.35	$152,400
-	Taliaferro				$0
37	Tattnall	3,500	60	$6.35	$1,333,500
35	Taylor	3,700	65	$6.50	$1,563,250
48	Telfair	2,431	55	$6.35	$849,026
3	Terrell	13,176	75	$6.35	$6,275,070
42	Thomas	2,777.60	55	$6.35	$970,076
50	Tift	1,976	65	$6.35	$815,594
36	Toombs	3,784	60	$6.35	$1,441,704
-	Towns				$0
63	Treutlen	1,218.80	70	$6.50	$554,554
-	Troup				$0
28	Turner	5,271.90	60	$6.35	$2,008,593
76	Twiggs	900	60	$6.35	$342,900
-	Union				$0
91	Upson	500	70	$6.35	$222,250
65	Walker	1,400	60	$6.35	$533,400
52	Walton	2,067	60	$6.35	$787,527
70	Ware	1,226	60	$6.35	$467,106
82	Warren	970	48	$6.25	$291,000
15	Washington	6,930	72	$6.35	$3,168,396
57	Wayne	1,805	60	$6.35	$687,705
74	Webster	1,146	50	$6.35	$363,855
60	Wheeler	1,667.47	60	$6.35	$635,306
94	White	520	60	$6.35	$198,120
-	Whitfield				$0
27	Wilcox	6,325	49	$7.00	$2,169,475
97	Wilkes	400	60	$6.35	$152,400
93	Wilkinson	550	60	$6.35	$209,550
7	Worth	13,331	60	$6.35	$5,079,111
	Totals & Avg.	**388,256**	**61.73**	**$6.45**	**$154,589,039**

Percent of Row & Forage 5.37%

Top Ten Counties by Value - Wheat

County	Acres	Yield	Price	Farm Gate
Early	16,301.60	70	$6.35	$7,246,061
Pulaski	11,883	85	$6.35	$6,413,849
Terrell	13,176	75	$6.35	$6,275,070
Sumter	13,700	65	$6.35	$5,654,675
Dooly	16,000	45	$7.30	$5,256,000
Miller	10,200	80	$6.35	$5,181,600
Worth	13,331	60	$6.35	$5,079,111
Jefferson	12,800	60	$6.35	$4,876,800
Laurens	10,131	65	$6.35	$4,181,570
Lee	10,480.89	58	$6.35	$3,880,077

Top Ten Counties

For Wheat

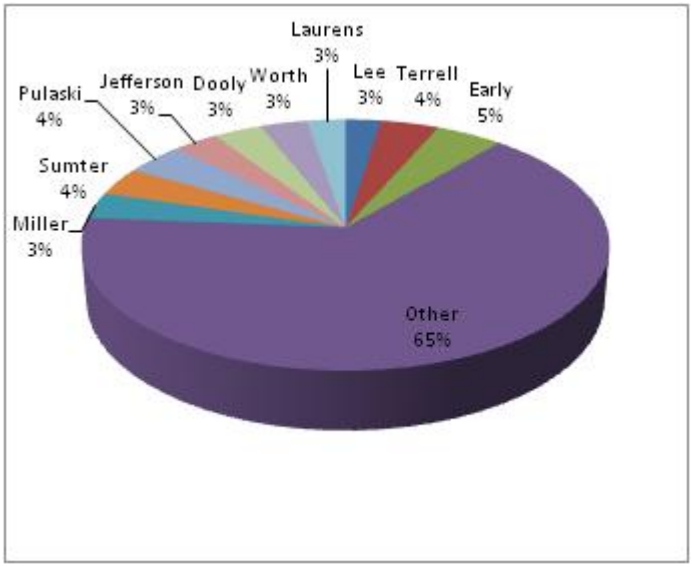

Miscellaneous Row And Forage Crops Farm Gate Value 2013

Rank	County	Farm Gate
1	Appling	$0
2	Atkinson	$330,750
3	Bacon	$7,560
4	Baker	$2,115,000
-	Baldwin	$0
5	Banks	$129,900
-	Barrow	$0
6	Bartow	$11,802
7	Ben Hill	$102,000
8	Berrien	$375
-	Bibb	$0
-	Bleckley	$0
9	Brantley	$7,312
10	Brooks	$3,341,100
-	Bryan	$0
11	Bulloch	$1,368,500
12	Burke	$254,250
-	Butts	$0
-	Calhoun	$0
13	Camden	$40,297
14	Candler	$48,276
15	Carroll	$1,817,190
-	Catoosa	$0
-	Charlton	$0
-	Chatham	$0
-	Chattahoochee	$0
16	Chattooga	$7,500
-	Cherokee	$0
-	Clarke	$0
-	Clay	$0
-	Clayton	$0
-	Clinch	$0
-	Cobb	$0
17	Coffee	$5,934,000
-	Colquitt	$0
-	Columbia	$0
18	Cook	$187,080
-	Coweta	$0
-	Crawford	$0
19	Crisp	$19,937
-	Dade	$0
-	Dawson	$0
20	Decatur	$67,260
-	DeKalb	$0
21	Dodge	$985,875
-	Dooly	$0
22	Dougherty	$42,526
-	Douglas	$0
-	Early	$0
23	Echols	$30,000
24	Effingham	$1,659,200
25	Elbert	$343,053
26	Emanuel	$19,760
27	Evans	$37,500
-	Fannin	$0

Rank	County	Farm Gate
-	Fayette	$0
28	Floyd	$2,643
-	Forsyth	$0
29	Franklin	$217,000
30	Fulton	$92,500
31	Gilmer	$4,000
32	Glascock	$246,833
-	Glynn	$0
33	Gordon	$650,880
34	Grady	$49,987
35	Greene	$442,903
-	Gwinnett	$0
-	Habersham	$0
36	Hall	$110,000
-	Hancock	$0
-	Haralson	$0
-	Harris	$0
37	Hart	$1,024,890
-	Heard	$0
-	Henry	$0
-	Houston	$0
38	Irwin	$645,720
39	Jackson	$22,800
-	Jasper	$0
40	Jeff Davis	$227,700
-	Jefferson	$0
41	Jenkins	$22,415
-	Johnson	$0
-	Jones	$0
42	Lamar	$499,470
43	Lanier	$13,500
44	Laurens	$63,480
45	Lee	$541,016
-	Liberty	$0
-	Lincoln	$0
-	Long	$0
46	Lowndes	$567,240
-	Lumpkin	$0
-	Macon	$0
47	Madison	$3,180,000
-	Marion	$0
-	McDuffie	$0
-	McIntosh	$0
48	Meriwether	$414,600
49	Miller	$1,040,280
50	Mitchell	$212,662
-	Monroe	$0
-	Montgomery	$0
51	Morgan	$1,678,000
-	Murray	$0
-	Muscogee	$0
52	Newton	$246,325
53	Oconee	$651,930
-	Oglethorpe	$0
-	Paulding	$0

Rank	County	Farm Gate
54	Peach	$36,300
-	Pickens	$0
-	Pierce	$0
55	Pike	$67,250
-	Polk	$0
-	Pulaski	$0
56	Putnam	$236,507
-	Quitman	$0
-	Rabun	$0
57	Randolph	$551,025
58	Richmond	$51,150
-	Rockdale	$0
-	Schley	$0
-	Screven	$0
59	Seminole	$83,400
60	Spalding	$375,000
61	Stephens	$5,827,500
-	Stewart	$0
-	Sumter	$0
-	Talbot	$0
-	Taliaferro	$0
62	Tattnall	$62,000
63	Taylor	$100,000
64	Telfair	$22,050
-	Terrell	$0
65	Thomas	$28,935
66	Tift	$1,708,875
-	Toombs	$0
-	Towns	$0
67	Treutlen	$22,407
-	Troup	$0
68	Turner	$550
-	Twiggs	$0
-	Union	$0
69	Upson	$12,800
70	Walker	$22,500
71	Walton	$858,000
72	Ware	$27,000
73	Warren	$218,176
74	Washington	$1,344
-	Wayne	$0
-	Webster	$0
75	Wheeler	$260,000
76	White	$12,000
-	Whitfield	$0
77	Wilcox	$539,250
-	Wilkes	$0
-	Wilkinson	$0
78	Worth	$1,711,900
	Totals & Avg.	**$44,612,703**

Percent of Row & Forage
1.55%

Total Row and Forage Crops Value

Rank	County	Farm Gate
24	Appling	$45,142,683
34	Atkinson	$30,432,768
38	Bacon	$28,492,523
27	Baker	$43,552,831
104	Baldwin	$2,462,498
121	Banks	$1,391,300
109	Barrow	$1,830,390
71	Bartow	$7,239,879
40	Ben Hill	$25,053,678
16	Berrien	$54,424,680
123	Bibb	$1,229,660
47	Bleckley	$19,749,594
107	Brantley	$2,369,512
11	Brooks	$75,756,510
116	Bryan	$1,544,903
13	Bulloch	$63,569,148
6	Burke	$84,455,157
92	Butts	$3,676,675
23	Calhoun	$48,074,934
148	Camden	$63,678
46	Candler	$21,211,775
78	Carroll	$5,542,936
139	Catoosa	$434,975
129	Charlton	$999,831
-	Chatham	$0
-	Chattahoochee	$0
85	Chattooga	$4,647,653
134	Cherokee	$646,165
132	Clarke	$713,284
50	Clay	$17,766,066
147	Clayton	$106,250
96	Clinch	$2,991,346
153	Cobb	$9,600
10	Coffee	$75,953,091
7	Colquitt	$81,845,430
113	Columbia	$1,635,310
32	Cook	$33,704,813
115	Coweta	$1,545,810
120	Crawford	$1,408,939
21	Crisp	$49,633,583
128	Dade	$1,071,112
135	Dawson	$618,187
3	Decatur	$102,341,106
-	DeKalb	$0
36	Dodge	$29,534,683
4	Dooly	$91,734,495
56	Dougherty	$11,781,528
149	Douglas	$61,425
9	Early	$76,689,519
58	Echols	$11,478,000
51	Effingham	$16,024,868
86	Elbert	$4,629,304
41	Emanuel	$23,450,745
57	Evans	$11,500,810

Rank	County	Farm Gate
127	Fannin	$1,112,265
150	Fayette	$60,552
66	Floyd	$9,115,074
151	Forsyth	$56,100
87	Franklin	$4,587,545
140	Fulton	$379,612
99	Gilmer	$2,662,650
60	Glascock	$10,731,977
152	Glynn	$9,753
70	Gordon	$7,268,657
26	Grady	$43,997,345
108	Greene	$2,211,294
145	Gwinnett	$264,465
79	Habersham	$5,451,300
93	Hall	$3,585,192
105	Hancock	$2,407,587
126	Haralson	$1,151,014
111	Harris	$1,784,714
76	Hart	$6,233,412
137	Heard	$564,200
101	Henry	$2,494,580
53	Houston	$15,374,883
12	Irwin	$70,137,610
81	Jackson	$5,145,345
94	Jasper	$3,283,812
33	Jeff Davis	$33,370,848
30	Jefferson	$37,821,096
39	Jenkins	$27,092,915
65	Johnson	$9,332,724
119	Jones	$1,425,750
90	Lamar	$4,110,395
54	Lanier	$14,309,257
43	Laurens	$21,953,879
22	Lee	$48,267,823
144	Liberty	$318,761
106	Lincoln	$2,383,120
122	Long	$1,386,423
42	Lowndes	$22,750,026
136	Lumpkin	$610,750
31	Macon	$35,594,305
62	Madison	$9,862,500
80	Marion	$5,425,203
110	McDuffie	$1,815,451
-	McIntosh	$0
95	Meriwether	$3,010,140
5	Miller	$86,341,547
1	Mitchell	$130,579,353
112	Monroe	$1,709,509
61	Montgomery	$10,336,157
59	Morgan	$11,133,425
125	Murray	$1,204,097
-	Muscogee	$0
88	Newton	$4,351,637
83	Oconee	$5,087,719

Rank	County	Farm Gate
77	Oglethorpe	$5,881,258
133	Paulding	$658,250
63	Peach	$9,643,987
142	Pickens	$339,752
35	Pierce	$29,638,969
103	Pike	$2,478,136
84	Polk	$4,760,794
18	Pulaski	$54,171,566
89	Putnam	$4,175,209
114	Quitman	$1,586,536
143	Rabun	$329,500
28	Randolph	$42,377,155
100	Richmond	$2,577,385
146	Rockdale	$239,962
98	Schley	$2,665,587
20	Screven	$49,841,885
8	Seminole	$81,190,870
117	Spalding	$1,531,750
74	Stephens	$6,847,252
69	Stewart	$7,454,626
15	Sumter	$56,832,530
124	Talbot	$1,211,050
-	Taliaferro	$0
37	Tattnall	$28,598,950
67	Taylor	$7,982,164
48	Telfair	$18,752,411
14	Terrell	$58,027,684
29	Thomas	$42,226,676
17	Tift	$54,219,295
45	Toombs	$21,249,199
131	Towns	$722,500
82	Treutlen	$5,127,519
141	Troup	$348,020
25	Turner	$44,067,347
68	Twiggs	$7,795,137
138	Union	$439,411
102	Upson	$2,484,900
75	Walker	$6,583,080
91	Walton	$3,846,374
55	Ware	$13,614,201
72	Warren	$7,110,439
52	Washington	$15,809,517
44	Wayne	$21,408,577
49	Webster	$18,123,575
73	Wheeler	$7,006,485
97	White	$2,964,522
130	Whitfield	$860,789
19	Wilcox	$49,842,027
64	Wilkes	$9,373,750
118	Wilkinson	$1,445,333
2	Worth	$109,570,447
	Totals & Avg.	**$2,879,915,773**

2013 Fruits and Nuts Farm Gate Value

$729,217,363

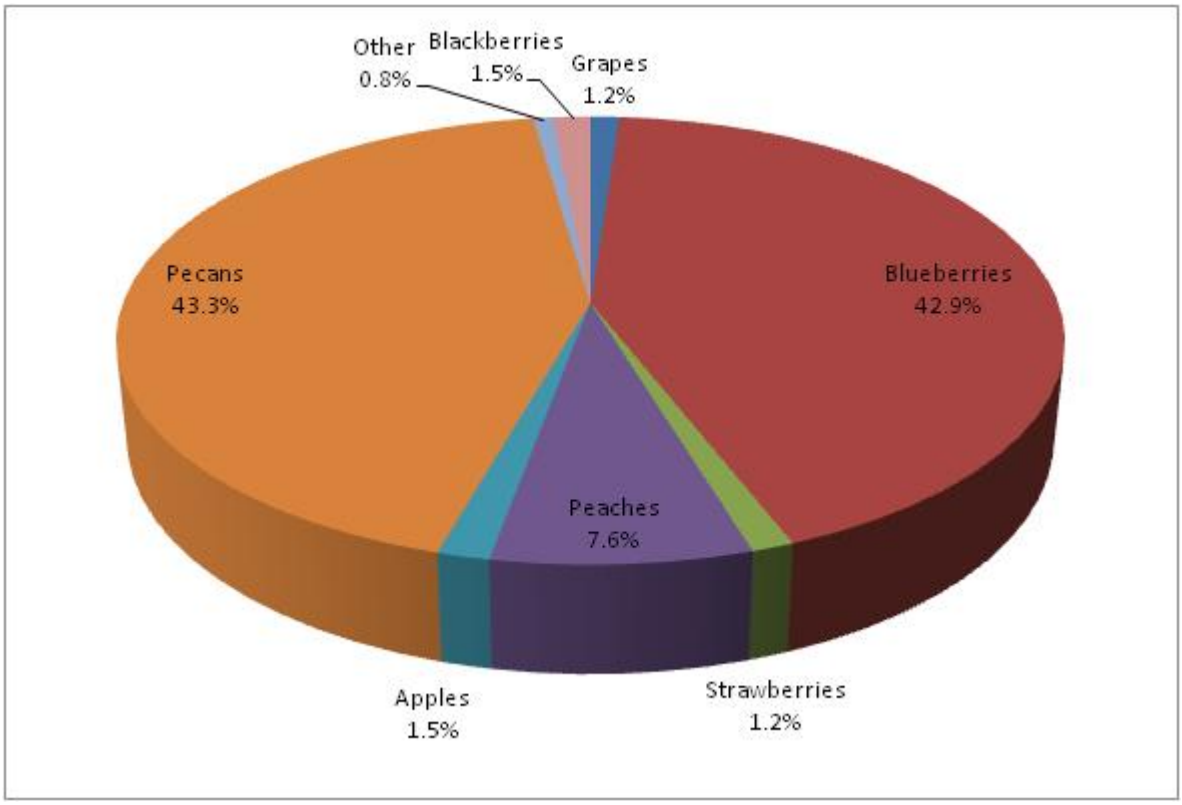

Apples Farm Gate Value 2013

Rank	County	Acres	Farm gate Value
-	Appling		$0
-	Atkinson		$0
-	Bacon		$0
-	Baker		$0
-	Baldwin		$0
-	Banks		$0
-	Barrow		$0
-	Bartow		$0
-	Ben Hill		$0
-	Berrien		$0
-	Bibb		$0
-	Bleckley		$0
-	Brantley		$0
-	Brooks		$0
-	Bryan		$0
-	Bulloch		$0
-	Burke		$0
-	Butts		$0
-	Calhoun		$0
-	Camden		$0
-	Candler		$0
6	Carroll	10	$178,125
-	Catoosa		$0
-	Charlton		$0
-	Chatham		$0
-	Chattahoochee		$0
14	Chattooga	5	$16,800
-	Cherokee		$0
-	Clarke		$0
-	Clay		$0
-	Clayton		$0
-	Clinch		$0
-	Cobb		$0
-	Coffee		$0
-	Colquitt		$0
-	Columbia		$0
-	Cook		$0
-	Coweta		$0
-	Crawford		$0
-	Crisp		$0
-	Dade		$0
-	Dawson		$0
15	Decatur	4	$13,552
-	DeKalb		$0
-	Dodge		$0
-	Dooly		$0
-	Dougherty		$0
-	Douglas		$0
-	Early		$0
-	Echols		$0
-	Effingham		$0
-	Elbert		$0
-	Emanuel		$0
-	Evans		$0
2	Fannin	240	$4,342,000
17	Fayette	0.50	$140
-	Floyd		$0
-	Forsyth		$0
-	Franklin		$0
12	Fulton	3	$21,000

Rank	County	Acres	Farm gate Value
1	Gilmer	345	$4,798,500
-	Glascock		$0
-	Glynn		$0
-	Gordon		$0
-	Grady		$0
-	Greene		$0
-	Gwinnett		$0
16	Habersham	20	$6,000
5	Hall	35	$343,000
-	Hancock		$0
7	Haralson	4	$100,800
-	Harris		$0
13	Hart	4	$18,480
-	Heard		$0
-	Henry		$0
-	Houston		$0
-	Irwin		$0
-	Jackson		$0
-	Jasper		$0
-	Jeff Davis		$0
-	Jefferson		$0
-	Jenkins		$0
-	Johnson		$0
-	Jones		$0
-	Lamar		$0
-	Lanier		$0
-	Laurens		$0
-	Lee		$0
-	Liberty		$0
10	Lincoln	6	$50,400
-	Long		$0
-	Lowndes		$0
-	Lumpkin		$0
-	Macon		$0
-	Madison		$0
-	Marion		$0
-	McDuffie		$0
-	McIntosh		$0
4	Meriwether	30	$521,250
-	Miller		$0
-	Mitchell		$0
-	Monroe		$0
-	Montgomery		$0
-	Morgan		$0
-	Murray		$0
-	Muscogee		$0
-	Newton		$0
12	Oconee	5	$21,000
-	Oglethorpe		$0
-	Paulding		$0
-	Peach		$0
-	Pickens		$0
-	Pierce		$0
-	Pike		$0
-	Polk		$0
-	Pulaski		$0
-	Putnam		$0
-	Quitman		$0
3	Rabun	70	$540,000
-	Randolph		$0

Rank	County	Acres	Farm gate Value
-	Richmond		$0
-	Rockdale		$0
-	Schley		$0
-	Screven		$0
-	Seminole		$0
-	Spalding		$0
-	Stephens		$0
-	Stewart		$0
-	Sumter		$0
-	Talbot		$0
-	Taliaferro		$0
-	Tattnall		$0
-	Taylor		$0
-	Telfair		$0
-	Terrell		$0
-	Thomas		$0
-	Tift		$0
-	Toombs		$0
-	Towns		$0
-	Treutlen		$0
8	Troup	15	$90,000
-	Turner		$0
-	Twiggs		$0
9	Union	12	$57,456
-	Upson		$0
14	Walker	3	$16,800
-	Walton		$0
-	Ware		$0
-	Warren		$0
-	Washington		$0
-	Wayne		$0
-	Webster		$0
-	Wheeler		$0
-	White		$0
-	Whitfield		$0
11	Wilcox	6	$34,200
-	Wilkes		$0
-	Wilkinson		$0
-	Worth		$0
	Totals & Avg.	**817**	**$11,169,503**

Percent of Fruits & Nuts 1.53%

Top Ten Counties by Value - Apples

County	Acres	Farm gate Value
Gilmer	345	$4,798,500
Fannin	240	$4,342,000
Rabun	70	$540,000
Meriwether	30	$521,250
Hall	35	$343,000
Carroll	10	$178,125
Haralson	4	$100,800
Troup	15	$90,000
Union	12	$57,456
Lincoln	6	$50,400

Top Ten Counties

For Apples

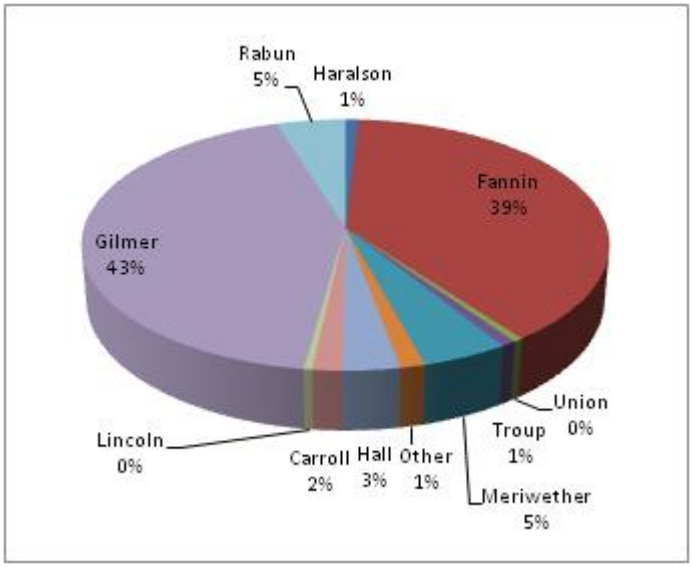

Blackberries Farm Gate Value 2013

Rank	County	Acres	Farm gate Value
5	Appling	37	$370,000
6	Atkinson	16	$225,600
-	Bacon		$0
-	Baker		$0
-	Baldwin		$0
-	Banks		$0
-	Barrow		$0
-	Bartow		$0
-	Ben Hill		$0
-	Berrien		$0
45	Bibb	0.13	$1,104
-	Bleckley		$0
13	Brantley	12	$72,000
-	Brooks		$0
-	Bryan		$0
30	Bulloch	2	$21,080
-	Burke		$0
8	Butts	10	$180,000
-	Calhoun		$0
42	Camden	0.15	$3,162
-	Candler		$0
9	Carroll	8	$150,000
-	Catoosa		$0
28	Charlton	3	$24,000
41	Chatham	2	$4,000
-	Chattahoochee		$0
-	Chattooga		$0
17	Cherokee	5	$50,000
48	Clarke	0.50	$120
-	Clay		$0
-	Clayton		$0
4	Clinch	100	$1,200,000
-	Cobb		$0
7	Coffee	18	$216,000
-	Colquitt		$0
-	Columbia		$0
12	Cook	4	$81,780
-	Coweta		$0
-	Crawford		$0
20	Crisp	4	$41,600
-	Dade		$0
-	Dawson		$0
-	Decatur		$0
-	DeKalb		$0
38	Dodge	1	$10,000
-	Dooly		$0
-	Dougherty		$0
-	Douglas		$0
-	Early		$0
2	Echols	90	$1,980,000
25	Effingham	2	$29,000
-	Elbert		$0
40	Emanuel	1	$5,800
-	Evans		$0
32	Fannin	2	$20,000
26	Fayette	3	$28,800
-	Floyd		$0
-	Forsyth		$0
29	Franklin	2	$23,200
11	Fulton	10	$84,000

Rank	County	Acres	Farm gate Value
23	Gilmer	2	$39,000
-	Glascock		$0
-	Glynn		$0
-	Gordon		$0
-	Grady		$0
-	Greene		$0
-	Gwinnett		$0
24	Habersham	2	$30,000
16	Hall	6	$60,000
19	Hancock	19	$41,800
-	Haralson		$0
-	Harris		$0
43	Hart	2	$2,800
-	Heard		$0
29	Henry	4	$23,200
-	Houston		$0
3	Irwin	157	$1,570,000
-	Jackson		$0
27	Jasper	2	$24,375
-	Jeff Davis		$0
-	Jefferson		$0
-	Jenkins		$0
-	Johnson		$0
31	Jones	2	$20,300
39	Lamar	2	$8,000
1	Lanier	300	$3,600,000
-	Laurens		$0
-	Lee		$0
-	Liberty		$0
-	Lincoln		$0
34	Long	2	$17,400
-	Lowndes		$0
-	Lumpkin		$0
-	Macon		$0
-	Madison		$0
-	Marion		$0
-	McDuffie		$0
-	McIntosh		$0
15	Meriwether	13	$66,000
-	Miller		$0
47	Mitchell	0.50	$600
-	Monroe		$0
-	Montgomery		$0
-	Morgan		$0
-	Murray		$0
-	Muscogee		$0
-	Newton		$0
24	Oconee	1	$30,000
-	Oglethorpe		$0
-	Paulding		$0
21	Peach	2	$41,250
18	Pickens	3	$42,300
-	Pierce		$0
36	Pike	3	$12,000
-	Polk		$0
-	Pulaski		$0
18	Putnam	2	$42,300
-	Quitman		$0
35	Rabun	5	$14,500
-	Randolph		$0

Rank	County	Acres	Farm gate Value
-	Richmond		$0
-	Rockdale		$0
-	Schley		$0
35	Screven	1	$14,500
-	Seminole		$0
-	Spalding		$0
-	Stephens		$0
-	Stewart		$0
-	Sumter		$0
-	Talbot		$0
-	Taliaferro		$0
10	Tattnall	14	$140,000
22	Taylor	2	$40,750
-	Telfair		$0
-	Terrell		$0
-	Thomas		$0
33	Tift	5	$18,000
-	Toombs		$0
-	Towns		$0
-	Treutlen		$0
-	Troup		$0
44	Turner	0.50	$1,500
-	Twiggs		$0
14	Union	7	$70,000
-	Upson		$0
-	Walker		$0
-	Walton		$0
-	Ware		$0
-	Warren		$0
-	Washington		$0
23	Wayne	4	$39,000
-	Webster		$0
-	Wheeler		$0
-	White		$0
46	Whitfield	2	$800
37	Wilcox	1	$10,500
-	Wilkes		$0
-	Wilkinson		$0
-	Worth		$0
	Totals & Avg.	**897**	**$10,842,121**

Percent of Fruits & Nuts 1.49%

Top Ten Counties by Value - Blackberries

County	Acres	Farm gate Value
Lanier	300	$3,600,000
Echols	90	$1,980,000
Irwin	157	$1,570,000
Clinch	100	$1,200,000
Appling	37	$370,000
Atkinson	16	$225,600
Coffee	18	$216,000
Butts	10	$180,000
Carroll	8	$150,000
Tattnall	14	$140,000

Top Ten Counties

For Blackberries

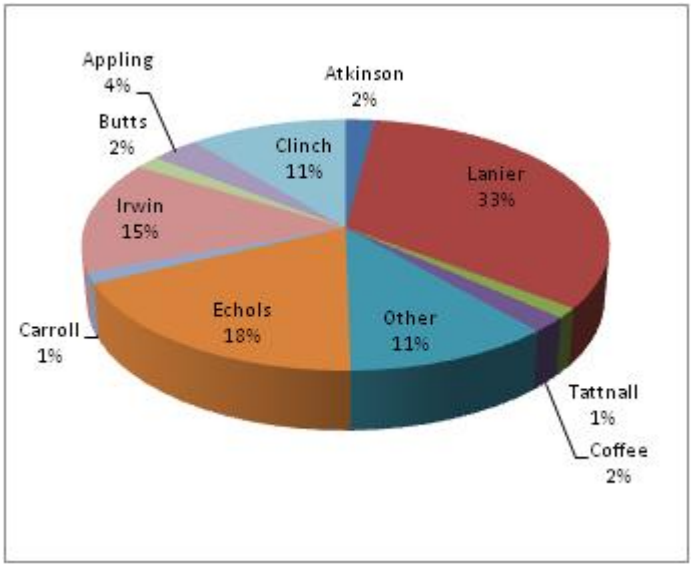

Blueberries Farm Gate Value 2013

Rank	County	Acres	Farm gate Value
3	Appling	4,500	$74,520,000
8	Atkinson	712	$6,414,245
1	Bacon	8,202	$89,891,400
-	Baker		$0
54	Baldwin	12	$103,200
83	Banks	2	$14,000
75	Barrow	4	$28,000
-	Bartow		$0
-	Ben Hill		$0
12	Berrien	236	$2,408,100
-	Bibb		$0
-	Bleckley		$0
7	Brantley	650	$6,474,000
52	Brooks	11	$110,250
-	Bryan		$0
-	Bulloch		$0
50	Burke	25	$120,000
14	Butts	25	$1,250,000
-	Calhoun		$0
37	Camden	27	$245,058
33	Candler	45	$314,525
72	Carroll	5	$31,250
-	Catoosa		$0
21	Charlton	82	$630,060
88	Chatham	4	$10,500
-	Chattahoochee		$0
60	Chattooga	12	$72,000
38	Cherokee	9	$234,000
99	Clarke	3	$2,250
-	Clay		$0
-	Clayton		$0
2	Clinch	6,100	$77,100,000
93	Cobb	5	$5,000
9	Coffee	405	$3,650,539
24	Colquitt	74	$485,200
67	Columbia	7	$39,270
-	Cook		$0
62	Coweta	7	$70,000
-	Crawford		$0
36	Crisp	17	$254,100
81	Dade	4	$16,000
-	Dawson		$0
32	Decatur	25	$326,900
-	DeKalb		$0
90	Dodge	1	$7,500
-	Dooly		$0
-	Dougherty		$0
-	Douglas		$0
-	Early		$0
15	Echols	100	$1,162,500
20	Effingham	63	$672,568
-	Elbert		$0
51	Emanuel	22	$115,500
64	Evans	10	$60,000
42	Fannin	22	$204,950
41	Fayette	3	$213,840
-	Floyd		$0
26	Forsyth	7	$466,000
-	Franklin		$0
69	Fulton	8	$35,313

Rank	County	Acres	Farm gate Value
46	Gilmer	17	$158,500
-	Glascock		$0
35	Glynn	141	$297,087
84	Gordon	2	$12,934
18	Grady	38	$911,430
65	Greene	7	$56,040
56	Gwinnett	12	$96,000
48	Habersham	40	$135,000
39	Hall	30	$232,650
-	Hancock		$0
74	Haralson	40	$30,000
22	Harris	65	$605,000
80	Hart	9	$16,100
-	Heard		$0
59	Henry	14	$80,280
98	Houston	6	$2,400
16	Irwin	191	$1,146,000
94	Jackson	1	$3,750
-	Jasper		$0
13	Jeff Davis	197	$2,261,600
-	Jefferson		$0
-	Jenkins		$0
71	Johnson	14	$31,500
-	Jones		$0
82	Lamar	5	$15,000
5	Lanier	760	$8,440,000
-	Laurens		$0
78	Lee	28	$22,400
77	Liberty	7	$24,000
-	Lincoln		$0
17	Long	181	$1,125,300
27	Lowndes	45	$461,500
83	Lumpkin	2	$14,000
30	Macon	53	$397,500
101	Madison	2	$600
85	Marion	1	$12,500
45	McDuffie	10	$170,000
29	McIntosh	140	$411,000
23	Meriwether	50	$525,000
-	Miller		$0
-	Mitchell		$0
68	Monroe	4	$37,360
57	Montgomery	13	$95,150
47	Morgan	41	$140,800
61	Murray	7	$71,400
-	Muscogee		$0
76	Newton	5	$27,250
63	Oconee	9	$68,200
79	Oglethorpe	9	$20,250
-	Paulding		$0
87	Peach	1	$11,250
55	Pickens	10	$100,405
6	Pierce	965	$7,123,500
81	Pike	2	$16,000
100	Polk	3	$1,680
-	Pulaski		$0
68	Putnam	4	$37,360
-	Quitman		$0
11	Rabun	1,002	$2,813,350
-	Randolph		$0

Rank	County	Acres	Farm gate Value
86	Richmond	2	$12,000
66	Rockdale	5	$40,000
34	Schley	50	$300,000
70	Screven	30	$33,600
97	Seminole	1	$3,200
-	Spalding		$0
65	Stephens	6	$56,040
-	Stewart		$0
73	Sumter	5	$31,050
50	Talbot	20	$120,000
-	Taliaferro		$0
89	Tattnall	1	$9,000
96	Taylor	0.50	$3,500
19	Telfair	80	$896,000
89	Terrell	3	$9,000
31	Thomas	55	$328,200
92	Tift	6	$6,000
25	Toombs	37	$483,812
-	Towns		$0
-	Treutlen		$0
44	Troup	15	$180,000
43	Turner	32	$194,400
-	Twiggs		$0
53	Union	12	$109,150
77	Upson	4	$24,000
40	Walker	15	$225,000
95	Walton	2	$3,600
4	Ware	1,450	$9,863,750
-	Warren		$0
28	Washington	3	$450,000
10	Wayne	462	$3,125,500
-	Webster		$0
58	Wheeler	9	$80,640
91	White	3	$6,300
-	Whitfield		$0
77	Wilcox	6	$24,000
49	Wilkes	14	$126,000
-	Wilkinson		$0
-	Worth		$0
	Totals & Avg.	**27,955**	**$312,760,786**

Percent of Fruits & Nuts 42.89%

Top Ten Counties by Value - Blueberries

County	Acres	Farm gate Value
Bacon	8,202	$89,891,400
Clinch	6,100	$77,100,000
Appling	4,500	$74,520,000
Ware	1,450	$9,863,750
Lanier	760	$8,440,000
Pierce	965	$7,123,500
Brantley	650	$6,474,000
Atkinson	712	$6,414,245
Coffee	405	$3,650,539
Wayne	462	$3,125,500

Top Ten Counties

For Blueberries

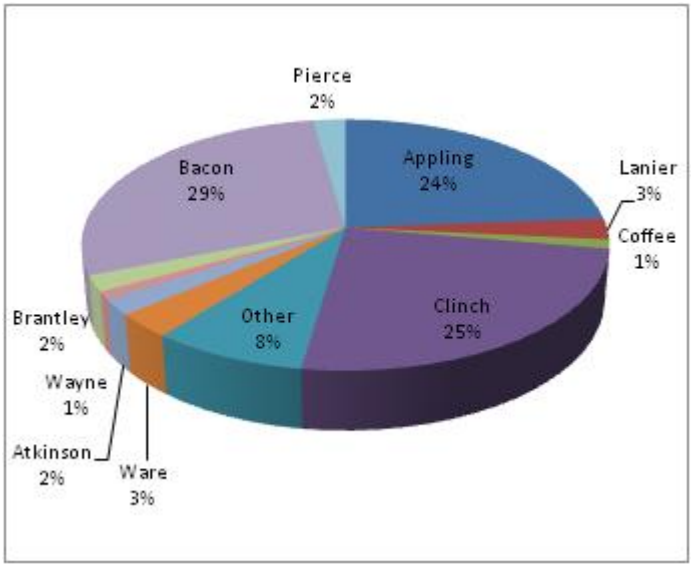

Grapes Farm Gate Value 2013

Rank	County	Acres	Farm gate Value
28	Appling	5	$22,500
-	Atkinson		$0
-	Bacon		$0
-	Baker		$0
-	Baldwin		$0
34	Banks	2	$12,000
16	Barrow	25	$67,500
-	Bartow		$0
-	Ben Hill		$0
-	Berrien		$0
43	Bibb	0.25	$1,374
-	Bleckley		$0
-	Brantley		$0
-	Brooks		$0
-	Bryan		$0
10	Bulloch	47	$166,212
-	Burke		$0
-	Butts		$0
2	Calhoun	190	$1,540,620
-	Camden		$0
-	Candler		$0
8	Carroll	23	$202,313
39	Catoosa	2	$5,400
-	Charlton		$0
-	Chatham		$0
-	Chattahoochee		$0
33	Chattooga	35	$17,500
36	Cherokee	5	$9,000
45	Clarke	2	$540
-	Clay		$0
-	Clayton		$0
-	Clinch		$0
-	Cobb		$0
-	Coffee		$0
-	Colquitt		$0
-	Columbia		$0
-	Cook		$0
-	Coweta		$0
-	Crawford		$0
-	Crisp		$0
-	Dade		$0
-	Dawson		$0
-	Decatur		$0
-	DeKalb		$0
-	Dodge		$0
-	Dooly		$0
44	Dougherty	6	$1,350
-	Douglas		$0
-	Early		$0
-	Echols		$0
-	Effingham		$0
-	Elbert		$0
-	Emanuel		$0
-	Evans		$0
15	Fannin	15	$74,250
-	Fayette		$0
29	Floyd	4	$22,000
-	Forsyth		$0
-	Franklin		$0
-	Fulton		$0

Rank	County	Acres	Farm gate Value
17	Gilmer	14	$64,400
-	Glascock		$0
-	Glynn		$0
-	Gordon		$0
26	Grady	10	$36,000
-	Greene		$0
-	Gwinnett		$0
4	Habersham	92	$774,400
9	Hall	20	$180,000
12	Hancock	50	$112,500
-	Haralson		$0
-	Harris		$0
-	Hart		$0
-	Heard		$0
37	Henry	4	$7,400
-	Houston		$0
1	Irwin	764	$2,052,000
-	Jackson		$0
-	Jasper		$0
-	Jeff Davis		$0
38	Jefferson	2	$7,000
-	Jenkins		$0
-	Johnson		$0
-	Jones		$0
25	Lamar	5	$40,000
-	Lanier		$0
-	Laurens		$0
-	Lee		$0
42	Liberty	0.52	$1,560
-	Lincoln		$0
35	Long	3	$10,800
-	Lowndes		$0
5	Lumpkin	62	$390,600
-	Macon		$0
11	Madison	22	$118,800
-	Marion		$0
-	McDuffie		$0
-	McIntosh		$0
6	Meriwether	80	$361,260
-	Miller		$0
-	Mitchell		$0
27	Monroe	4	$24,000
-	Montgomery		$0
-	Morgan		$0
-	Murray		$0
-	Muscogee		$0
20	Newton	6	$52,500
24	Oconee	1	$42,000
31	Oglethorpe	8	$19,440
-	Paulding		$0
-	Peach		$0
32	Pickens	5	$18,000
41	Pierce	2	$4,500
-	Pike		$0
-	Polk		$0
-	Pulaski		$0
-	Putnam		$0
-	Quitman		$0
7	Rabun	44	$219,400
-	Randolph		$0

Rank	County	Acres	Farm gate Value
-	Richmond		$0
-	Rockdale		$0
-	Schley		$0
3	Screven	300	$1,258,200
-	Seminole		$0
-	Spalding		$0
14	Stephens	10	$81,800
-	Stewart		$0
-	Sumter		$0
-	Talbot		$0
-	Taliaferro		$0
21	Tattnall	5	$50,000
-	Taylor		$0
-	Telfair		$0
-	Terrell		$0
-	Thomas		$0
-	Tift		$0
23	Toombs	5	$45,000
18	Towns	45	$63,000
22	Treutlen	8	$48,000
-	Troup		$0
-	Turner		$0
-	Twiggs		$0
19	Union	14	$57,008
-	Upson		$0
18	Walker	20	$63,000
-	Walton		$0
-	Ware		$0
-	Warren		$0
40	Washington	2	$4,600
30	Wayne	5	$20,700
-	Webster		$0
-	Wheeler		$0
13	White	30	$94,500
-	Whitfield		$0
-	Wilcox		$0
-	Wilkes		$0
46	Wilkinson	1	$195
-	Worth		$0
	Totals & Avg.	**2,004**	**$8,465,121**

Percent of Fruits & Nuts 1.16%

Top Ten Counties by Value - Grapes

County	Acres	Farm gate Value
Irwin	764	$2,052,000
Calhoun	190	$1,540,620
Screven	300	$1,258,200
Habersham	92	$774,400
Lumpkin	62	$390,600
Meriwether	80	$361,260
Rabun	44	$219,400
Carroll	23	$202,313
Hall	20	$180,000
Bulloch	47	$166,212

Top Ten Counties

For Grapes

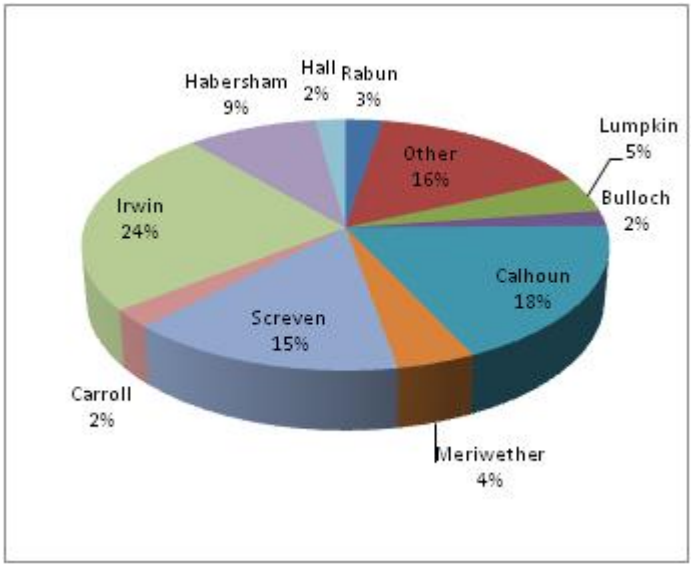

Peaches Farm Gate Value 2013

Rank	County	Acres	Farm gate Value
-	Appling		$0
30	Atkinson	5	$17,150
-	Bacon		$0
33	Baker	2	$3,750
-	Baldwin		$0
-	Banks		$0
-	Barrow		$0
-	Bartow		$0
-	Ben Hill		$0
-	Berrien		$0
-	Bibb		$0
-	Bleckley		$0
-	Brantley		$0
9	Brooks	770	$411,040
-	Bryan		$0
20	Bulloch	40	$128,000
-	Burke		$0
-	Butts		$0
-	Calhoun		$0
-	Camden		$0
-	Candler		$0
-	Carroll		$0
-	Catoosa		$0
-	Charlton		$0
-	Chatham		$0
-	Chattahoochee		$0
-	Chattooga		$0
-	Cherokee		$0
36	Clarke	4	$392
-	Clay		$0
-	Clayton		$0
-	Clinch		$0
-	Cobb		$0
23	Coffee	5	$61,250
-	Colquitt		$0
-	Columbia		$0
27	Cook	6	$21,560
-	Coweta		$0
1	Crawford	2,400	$12,240,000
-	Crisp		$0
-	Dade		$0
-	Dawson		$0
22	Decatur	21	$82,320
-	DeKalb		$0
13	Dodge	40	$300,000
16	Dooly	85	$220,150
-	Dougherty		$0
-	Douglas		$0
-	Early		$0
-	Echols		$0
-	Effingham		$0
-	Elbert		$0
-	Emanuel		$0
-	Evans		$0
14	Fannin	22	$264,000
39	Fayette	0.50	$47
-	Floyd		$0
-	Forsyth		$0
24	Franklin	11	$55,000
-	Fulton		$0

Rank	County	Acres	Farm gate Value
18	Gilmer	40	$159,500
-	Glascock		$0
-	Glynn		$0
-	Gordon		$0
-	Grady		$0
-	Greene		$0
-	Gwinnett		$0
10	Habersham	100	$402,920
12	Hall	80	$367,120
-	Hancock		$0
32	Haralson	2	$5,880
-	Harris		$0
21	Hart	29	$105,722
-	Heard		$0
8	Henry	100	$450,000
7	Houston	130	$637,000
-	Irwin		$0
-	Jackson		$0
-	Jasper		$0
-	Jeff Davis		$0
-	Jefferson		$0
-	Jenkins		$0
-	Johnson		$0
-	Jones		$0
-	Lamar		$0
-	Lanier		$0
-	Laurens		$0
-	Lee		$0
-	Liberty		$0
17	Lincoln	15	$195,000
37	Long	1	$350
-	Lowndes		$0
-	Lumpkin		$0
3	Macon	2,200	$10,780,000
-	Madison		$0
-	Marion		$0
-	McDuffie		$0
-	McIntosh		$0
5	Meriwether	1,105	$5,411,075
34	Miller	1	$3,000
25	Mitchell	7	$27,440
11	Monroe	187	$401,302
-	Montgomery		$0
26	Morgan	12	$27,048
-	Murray		$0
-	Muscogee		$0
38	Newton	0.50	$123
13	Oconee	75	$300,000
-	Oglethorpe		$0
-	Paulding		$0
2	Peach	2,000	$10,800,000
-	Pickens		$0
-	Pierce		$0
15	Pike	71	$222,656
-	Polk		$0
-	Pulaski		$0
-	Putnam		$0
-	Quitman		$0
31	Rabun	10	$11,100
-	Randolph		$0

Rank	County	Acres	Farm gate Value
-	Richmond		$0
-	Rockdale		$0
6	Schley	382	$748,720
-	Screven		$0
25	Seminole	8	$27,440
-	Spalding		$0
35	Stephens	0.50	$2,250
-	Stewart		$0
30	Sumter	7	$17,150
19	Talbot	15	$135,000
-	Taliaferro		$0
-	Tattnall		$0
4	Taylor	1,989	$10,342,800
-	Telfair		$0
-	Terrell		$0
-	Thomas		$0
28	Tift	9	$21,070
-	Toombs		$0
-	Towns		$0
-	Treutlen		$0
-	Troup		$0
-	Turner		$0
-	Twiggs		$0
-	Union		$0
-	Upson		$0
-	Walker		$0
-	Walton		$0
-	Ware		$0
-	Warren		$0
-	Washington		$0
-	Wayne		$0
-	Webster		$0
-	Wheeler		$0
-	White		$0
-	Whitfield		$0
29	Wilcox	11	$19,250
-	Wilkes		$0
-	Wilkinson		$0
-	Worth		$0
	Totals & Avg.	**11,998**	**$55,425,575**

Percent of Fruits & Nuts 7.60%

Top Ten Counties by Value - Peaches

County	Acres	Farm gate Value
Crawford	2,400	$12,240,000
Peach	2,000	$10,800,000
Macon	2,200	$10,780,000
Taylor	1,989	$10,342,800
Meriwether	1,105	$5,411,075
Schley	382	$748,720
Houston	130	$637,000
Henry	100	$450,000
Brooks	770	$411,040
Habersham	100	$402,920

Top Ten Counties

For Peaches

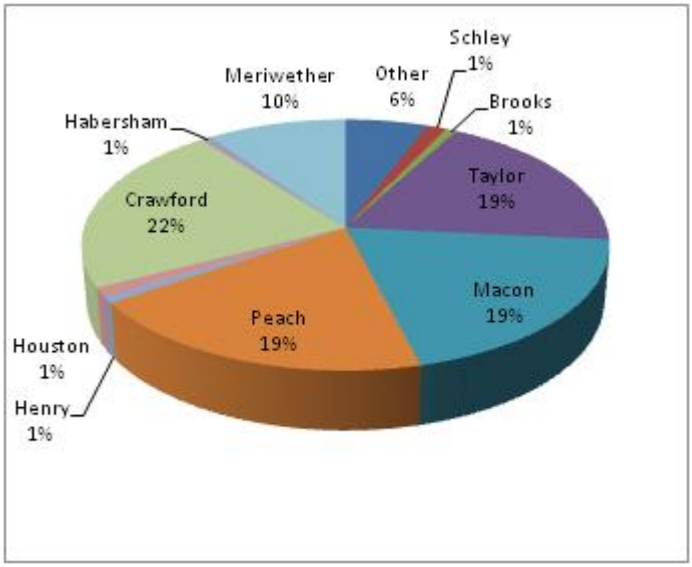

Pecans Farm Gate Value 2013

Rank	County	Acres	Farm gate Value
30	Appling	1,113	$2,666,580
57	Atkinson	208	$569,088
62	Bacon	300	$408,000
34	Baker	1,400	$1,904,000
95	Baldwin	95	$37,905
-	Banks		$0
102	Barrow	12	$13,680
-	Bartow		$0
21	Ben Hill	2,100	$4,284,000
18	Berrien	2,200	$4,514,400
72	Bibb	98	$271,950
71	Bleckley	520	$287,300
54	Brantley	325	$666,900
-	Brooks		$0
-	Bryan		$0
27	Bulloch	3,055	$2,889,266
8	Burke	3,700	$10,123,200
70	Butts	85	$290,700
10	Calhoun	3,485	$7,944,660
-	Camden		$0
25	Candler	1,200	$3,283,200
66	Carroll	47	$334,875
-	Catoosa		$0
88	Charlton	60	$70,315
82	Chatham	40	$136,800
-	Chattahoochee		$0
80	Chattooga	120	$164,160
-	Cherokee		$0
-	Clarke		$0
90	Clay	45	$61,560
-	Clayton		$0
76	Clinch	50	$182,400
-	Cobb		$0
60	Coffee	289	$428,298
35	Colquitt	800	$1,824,000
-	Columbia		$0
51	Cook	279	$762,797
-	Coweta		$0
22	Crawford	2,400	$4,070,400
9	Crisp	3,350	$9,840,625
-	Dade		$0
-	Dawson		$0
23	Decatur	1,263	$4,061,808
-	DeKalb		$0
40	Dodge	600	$1,368,000
14	Dooly	4,000	$5,600,000
1	Dougherty	16,439	$41,229,012
-	Douglas		$0
47	Early	457	$911,715
-	Echols		$0
59	Effingham	200	$547,200
94	Elbert	100	$45,600
-	Emanuel		$0
48	Evans	725	$826,500
-	Fannin		$0
-	Fayette		$0
-	Floyd		$0
-	Forsyth		$0
-	Franklin		$0
-	Fulton		$0

Rank	County	Acres	Farm gate Value
-	Gilmer		$0
68	Glascock	115	$303,600
-	Glynn		$0
-	Gordon		$0
13	Grady	3,370	$6,531,060
99	Greene	8	$20,520
-	Gwinnett		$0
-	Habersham		$0
-	Hall		$0
-	Hancock		$0
103	Haralson	15	$5,130
97	Harris	50	$30,000
69	Hart	155	$291,555
-	Heard		$0
-	Henry		$0
15	Houston	2,438	$5,558,640
29	Irwin	1,638	$2,729,424
-	Jackson		$0
78	Jasper	150	$171,000
92	Jeff Davis	35	$47,880
28	Jefferson	1,240	$2,827,200
56	Jenkins	547	$623,010
93	Johnson	34	$45,828
77	Jones	175	$179,550
-	Lamar		$0
12	Lanier	2,000	$7,296,000
73	Laurens	453	$258,210
4	Lee	7,486	$14,506,918
-	Liberty		$0
89	Lincoln	50	$68,400
86	Long	42	$76,608
6	Lowndes	4,300	$10,320,000
-	Lumpkin		$0
7	Macon	6,000	$10,260,000
58	Madison	75	$562,500
91	Marion	45	$51,300
79	McDuffie	124	$169,632
-	McIntosh		$0
82	Meriwether	200	$136,800
50	Miller	388	$768,240
2	Mitchell	14,392	$39,376,512
87	Monroe	42	$71,400
55	Montgomery	1,344	$645,216
67	Morgan	230	$314,640
-	Murray		$0
-	Muscogee		$0
100	Newton	75	$18,750
98	Oconee	25	$28,500
-	Oglethorpe		$0
-	Paulding		$0
3	Peach	8,500	$27,965,000
-	Pickens		$0
49	Pierce	1,400	$798,000
75	Pike	85	$193,800
-	Polk		$0
26	Pulaski	1,565	$3,211,380
64	Putnam	130	$355,680
-	Quitman		$0
-	Rabun		$0
37	Randolph	725	$1,667,500

Rank	County	Acres	Farm gate Value
46	Richmond	250	$912,000
74	Rockdale	80	$218,880
85	Schley	385	$87,780
43	Screven	2,100	$1,071,000
24	Seminole	816	$3,936,384
-	Spalding		$0
101	Stephens	4	$15,540
45	Stewart	572	$912,912
11	Sumter	3,400	$7,752,000
53	Talbot	500	$687,500
-	Taliaferro		$0
5	Tattnall	7,000	$12,768,000
63	Taylor	118	$371,700
42	Telfair	1,200	$1,094,400
19	Terrell	1,589	$4,347,504
20	Thomas	2,844	$4,318,869
33	Tift	950	$2,057,700
38	Toombs	1,000	$1,596,000
-	Towns		$0
96	Treutlen	40	$31,920
-	Troup		$0
32	Turner	1,232	$2,247,168
61	Twiggs	345	$412,965
-	Union		$0
81	Upson	67	$152,760
-	Walker		$0
83	Walton	10	$102,600
44	Ware	1,185	$986,513
41	Warren	460	$1,242,000
17	Washington	2,438	$5,002,776
52	Wayne	780	$711,360
39	Webster	733	$1,587,678
36	Wheeler	876	$1,798,557
-	White		$0
-	Whitfield		$0
31	Wilcox	1,861	$2,540,265
84	Wilkes	80	$96,000
65	Wilkinson	200	$342,000
16	Worth	1,850	$5,061,600
	Totals & Avg.	**145,769**	**$315,570,610**

Percent of Fruits & Nuts 43.28%

Top Ten Counties by Value - Pecans

County	Acres	Farm gate Value
Dougherty	16,439	$41,229,012
Mitchell	14,392	$39,376,512
Peach	8,500	$27,965,000
Lee	7,486	$14,506,918
Tattnall	7,000	$12,768,000
Lowndes	4,300	$10,320,000
Macon	6,000	$10,260,000
Burke	3,700	$10,123,200
Crisp	3,350	$9,840,625
Calhoun	3,485	$7,944,660

Top Ten Counties

For Pecans

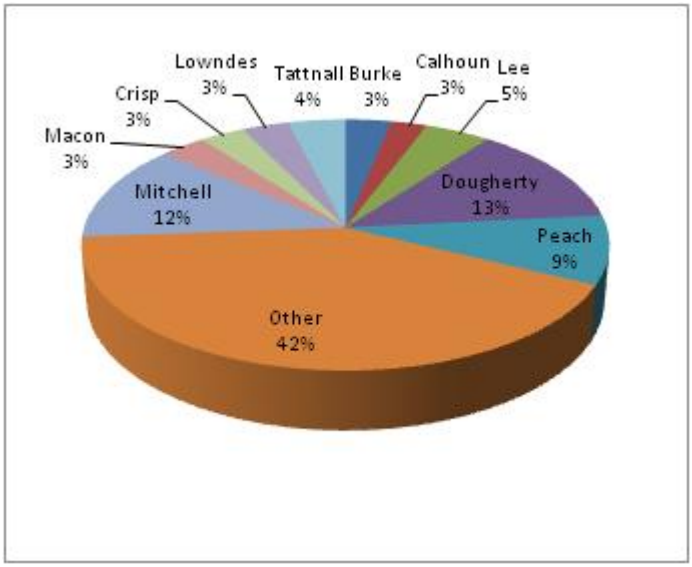

Strawberries Farm Gate Value 2013

Rank	County	Acres	Farm gate Value
5	Appling	12	$446,400
-	Atkinson		$0
-	Bacon		$0
-	Baker		$0
-	Baldwin		$0
-	Banks		$0
-	Barrow		$0
-	Bartow		$0
-	Ben Hill		$0
-	Berrien		$0
29	Bibb	4	$71,280
-	Bleckley		$0
-	Brantley		$0
-	Brooks		$0
41	Bryan	1	$34,000
32	Bulloch	2	$64,350
17	Burke	6	$148,800
1	Butts	25	$900,000
-	Calhoun		$0
43	Camden	1	$28,184
34	Candler	3	$62,000
51	Carroll	1	$9,375
51	Catoosa	2	$9,375
40	Charlton	2	$34,720
39	Chatham	6	$38,500
-	Chattahoochee		$0
52	Chattooga	5	$4,500
-	Cherokee		$0
53	Clarke	2	$992
-	Clay		$0
21	Clayton	15	$105,000
-	Clinch		$0
46	Cobb	1	$24,000
42	Coffee	1	$30,000
27	Colquitt	2	$71,920
-	Columbia		$0
-	Cook		$0
-	Coweta		$0
-	Crawford		$0
-	Crisp		$0
-	Dade		$0
-	Dawson		$0
-	Decatur		$0
-	DeKalb		$0
-	Dodge		$0
-	Dooly		$0
-	Dougherty		$0
-	Douglas		$0
-	Early		$0
-	Echols		$0
31	Effingham	2	$68,000
-	Elbert		$0
-	Emanuel		$0
-	Evans		$0
26	Fannin	3	$72,000
10	Fayette	4	$272,640
8	Floyd	5	$347,625
24	Forsyth	3	$87,500
35	Franklin	3	$60,000
42	Fulton	1	$30,000

Rank	County	Acres	Farm gate Value
15	Gilmer	6	$221,250
-	Glascock		$0
-	Glynn		$0
19	Gordon	5	$131,250
-	Grady		$0
-	Greene		$0
30	Gwinnett	7	$69,093
11	Habersham	5	$255,000
3	Hall	18	$758,880
-	Hancock		$0
-	Haralson		$0
-	Harris		$0
35	Hart	2	$60,000
-	Heard		$0
38	Henry	8	$48,000
-	Houston		$0
-	Irwin		$0
20	Jackson	2	$109,120
-	Jasper		$0
-	Jeff Davis		$0
-	Jefferson		$0
-	Jenkins		$0
-	Johnson		$0
-	Jones		$0
-	Lamar		$0
-	Lanier		$0
50	Laurens	1	$12,000
-	Lee		$0
-	Liberty		$0
-	Lincoln		$0
-	Long		$0
-	Lowndes		$0
6	Lumpkin	10	$425,000
47	Macon	1	$22,500
25	Madison	3	$75,000
-	Marion		$0
-	McDuffie		$0
-	McIntosh		$0
37	Meriwether	25	$50,000
36	Miller	3	$55,000
-	Mitchell		$0
16	Monroe	5	$150,000
-	Montgomery		$0
-	Morgan		$0
-	Murray		$0
-	Muscogee		$0
23	Newton	6	$90,000
28	Oconee	6	$71,400
49	Oglethorpe	5	$17,850
48	Paulding	4	$18,200
12	Peach	6	$243,000
45	Pickens	1	$24,800
-	Pierce		$0
44	Pike	2	$28,000
-	Polk		$0
-	Pulaski		$0
-	Putnam		$0
-	Quitman		$0
4	Rabun	13	$456,000
-	Randolph		$0

Rank	County	Acres	Farm gate Value
-	Richmond		$0
7	Rockdale	10	$360,000
-	Schley		$0
9	Screven	10	$340,000
-	Seminole		$0
-	Spalding		$0
-	Stephens		$0
-	Stewart		$0
-	Sumter		$0
-	Talbot		$0
-	Taliaferro		$0
16	Tattnall	3	$150,000
13	Taylor	5	$225,000
-	Telfair		$0
-	Terrell		$0
-	Thomas		$0
14	Tift	10	$223,200
-	Toombs		$0
-	Towns		$0
-	Treutlen		$0
-	Troup		$0
22	Turner	2	$94,240
-	Twiggs		$0
-	Union		$0
33	Upson	3	$63,000
-	Walker		$0
35	Walton	2	$60,000
-	Ware		$0
-	Warren		$0
-	Washington		$0
18	Wayne	6	$143,120
-	Webster		$0
-	Wheeler		$0
-	White		$0
-	Whitfield		$0
2	Wilcox	19	$850,000
-	Wilkes		$0
-	Wilkinson		$0
16	Worth	6	$150,000
	Totals & Avg.	**329**	**$9,071,064**

Percent of Fruits & Nuts 1.24%

Top Ten Counties by Value - Strawberries

County	Acres	Farm gate Value
Butts	25	$900,000
Wilcox	19	$850,000
Hall	18	$758,880
Rabun	13	$456,000
Appling	12	$446,400
Lumpkin	10	$425,000
Rockdale	10	$360,000
Floyd	5	$347,625
Screven	10	$340,000
Fayette	4	$272,640

Top Ten Counties

For Strawberries

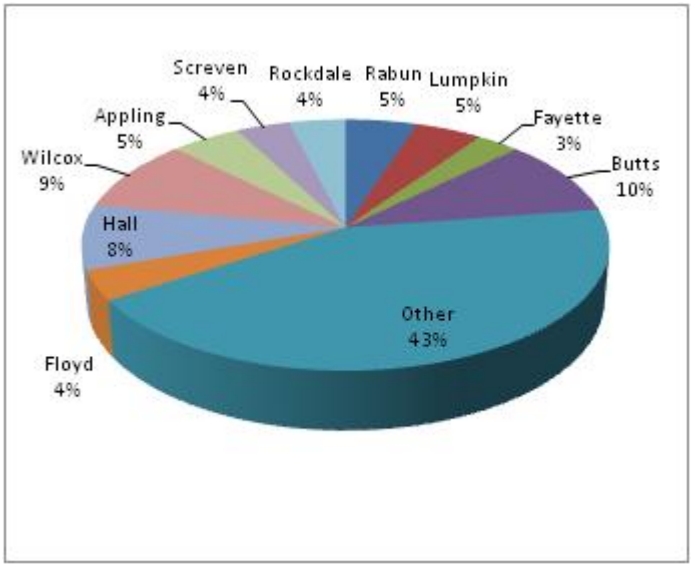

Miscellaneous Fruits and Nuts Farm Gate Value 2013

Rank	County	Farm gate
-	Appling	$0
-	Atkinson	$0
29	Bacon	$14,800
1	Baker	$2,585,600
14	Baldwin	$45,000
-	Banks	$0
-	Barrow	$0
-	Bartow	$0
-	Ben Hill	$0
2	Berrien	$1,914,100
-	Bibb	$0
-	Bleckley	$0
-	Brantley	$0
10	Brooks	$59,000
-	Bryan	$0
-	Bulloch	$0
-	Burke	$0
-	Butts	$0
-	Calhoun	$0
-	Camden	$0
16	Candler	$36,720
3	Carroll	$132,688
38	Catoosa	$3,000
-	Charlton	$0
-	Chatham	$0
-	Chattahoochee	$0
-	Chattooga	$0
-	Cherokee	$0
40	Clarke	$800
-	Clay	$0
-	Clayton	$0
6	Clinch	$75,000
-	Cobb	$0
-	Coffee	$0
-	Colquitt	$0
-	Columbia	$0
19	Cook	$33,000
-	Coweta	$0
-	Crawford	$0
-	Crisp	$0
-	Dade	$0
-	Dawson	$0
-	Decatur	$0
-	DeKalb	$0
-	Dodge	$0
-	Dooly	$0
-	Dougherty	$0
-	Douglas	$0
-	Early	$0
-	Echols	$0
-	Effingham	$0
-	Elbert	$0
13	Emanuel	$47,952
-	Evans	$0
20	Fannin	$32,750

Rank	County	Farm gate
35	Fayette	$5,600
-	Floyd	$0
-	Forsyth	$0
-	Franklin	$0
15	Fulton	$42,100
31	Gilmer	$11,250
-	Glascock	$0
-	Glynn	$0
-	Gordon	$0
-	Grady	$0
-	Greene	$0
-	Gwinnett	$0
-	Habersham	$0
25	Hall	$22,945
-	Hancock	$0
-	Haralson	$0
-	Harris	$0
-	Hart	$0
-	Heard	$0
-	Henry	$0
-	Houston	$0
-	Irwin	$0
-	Jackson	$0
-	Jasper	$0
-	Jeff Davis	$0
-	Jefferson	$0
-	Jenkins	$0
-	Johnson	$0
-	Jones	$0
-	Lamar	$0
11	Lanier	$50,000
-	Laurens	$0
-	Lee	$0
22	Liberty	$24,000
-	Lincoln	$0
-	Long	$0
7	Lowndes	$70,000
-	Lumpkin	$0
-	Macon	$0
-	Madison	$0
-	Marion	$0
-	McDuffie	$0
-	McIntosh	$0
18	Meriwether	$34,900
-	Miller	$0
24	Mitchell	$23,000
-	Monroe	$0
21	Montgomery	$28,500
-	Morgan	$0
-	Murray	$0
-	Muscogee	$0
30	Newton	$13,750
-	Oconee	$0
-	Oglethorpe	$0
-	Paulding	$0

Rank	County	Farm gate
8	Peach	$64,800
-	Pickens	$0
32	Pierce	$8,000
-	Pike	$0
36	Polk	$5,500
5	Pulaski	$80,000
27	Putnam	$20,000
-	Quitman	$0
-	Rabun	$0
-	Randolph	$0
-	Richmond	$0
33	Rockdale	$7,500
-	Schley	$0
-	Screven	$0
37	Seminole	$4,500
4	Spalding	$100,000
23	Stephens	$23,400
-	Stewart	$0
34	Sumter	$7,080
-	Talbot	$0
-	Taliaferro	$0
-	Tattnall	$0
26	Taylor	$21,000
-	Telfair	$0
-	Terrell	$0
-	Thomas	$0
-	Tift	$0
9	Toombs	$60,000
-	Towns	$0
12	Treutlen	$48,000
-	Troup	$0
-	Turner	$0
-	Twiggs	$0
-	Union	$0
-	Upson	$0
-	Walker	$0
28	Walton	$18,750
17	Ware	$36,000
-	Warren	$0
-	Washington	$0
-	Wayne	$0
-	Webster	$0
-	Wheeler	$0
-	White	$0
-	Whitfield	$0
39	Wilcox	$1,600
4	Wilkes	$100,000
-	Wilkinson	$0
-	Worth	$0
	Totals & Avg.	**$5,912,585**

Percent of Fruits & Nuts
0.81%

Total Fruits and Nuts Value

Rank	County	Farm gate
3	Appling	$78,025,480
23	Atkinson	$7,226,083
1	Bacon	$90,314,200
33	Baker	$4,493,350
114	Baldwin	$186,105
143	Banks	$26,000
126	Barrow	$109,180
-	Bartow	$0
37	Ben Hill	$4,284,000
18	Berrien	$8,836,600
93	Bibb	$345,707
103	Bleckley	$287,300
24	Brantley	$7,212,900
82	Brooks	$580,290
141	Bryan	$34,000
44	Bulloch	$3,268,908
15	Burke	$10,392,000
48	Butts	$2,620,700
17	Calhoun	$9,485,280
104	Camden	$276,404
41	Candler	$3,696,445
65	Carroll	$1,038,625
145	Catoosa	$17,775
75	Charlton	$759,095
113	Chatham	$189,800
-	Chattahoochee	$0
105	Chattooga	$274,960
102	Cherokee	$293,000
148	Clarke	$5,094
136	Clay	$61,560
127	Clayton	$105,000
2	Clinch	$78,557,400
142	Cobb	$29,000
35	Coffee	$4,386,087
50	Colquitt	$2,381,120
140	Columbia	$39,270
70	Cook	$899,137
133	Coweta	$70,000
9	Crawford	$16,310,400
16	Crisp	$10,136,325
146	Dade	$16,000
-	Dawson	$0
34	Decatur	$4,484,580
-	DeKalb	$0
57	Dodge	$1,685,500
27	Dooly	$5,820,150
4	Dougherty	$41,230,362
-	Douglas	$0
69	Early	$911,715
45	Echols	$3,142,500
61	Effingham	$1,316,768
139	Elbert	$45,600
118	Emanuel	$169,252
71	Evans	$886,500

Rank	County	Farm gate
31	Fannin	$5,009,950
85	Fayette	$521,067
92	Floyd	$369,625
84	Forsyth	$553,500
123	Franklin	$138,200
109	Fulton	$212,413
29	Gilmer	$5,452,400
99	Glascock	$303,600
100	Glynn	$297,087
121	Gordon	$144,184
22	Grady	$7,478,490
131	Greene	$76,560
119	Gwinnett	$165,093
59	Habersham	$1,603,320
55	Hall	$1,964,595
120	Hancock	$154,300
122	Haralson	$141,810
78	Harris	$635,000
86	Hart	$494,657
-	Heard	$0
81	Henry	$608,880
26	Houston	$6,198,040
21	Irwin	$7,497,424
125	Jackson	$112,870
112	Jasper	$195,375
52	Jeff Davis	$2,309,480
46	Jefferson	$2,834,200
80	Jenkins	$623,010
130	Johnson	$77,328
111	Jones	$199,850
135	Lamar	$63,000
8	Lanier	$19,386,000
106	Laurens	$270,210
10	Lee	$14,529,318
138	Liberty	$49,560
97	Lincoln	$313,800
63	Long	$1,230,458
14	Lowndes	$10,851,500
72	Lumpkin	$829,600
7	Macon	$21,460,000
76	Madison	$756,900
134	Marion	$63,800
95	McDuffie	$339,632
91	McIntosh	$411,000
25	Meriwether	$7,106,285
73	Miller	$826,240
5	Mitchell	$39,427,552
77	Monroe	$684,062
74	Montgomery	$768,866
87	Morgan	$482,488
132	Murray	$71,400
-	Muscogee	$0
110	Newton	$202,373
83	Oconee	$561,100

Rank	County	Farm gate
137	Oglethorpe	$57,540
144	Paulding	$18,200
6	Peach	$39,125,300
115	Pickens	$185,505
19	Pierce	$7,934,000
88	Pike	$472,456
147	Polk	$7,180
43	Pulaski	$3,291,380
89	Putnam	$455,340
-	Quitman	$0
38	Rabun	$4,054,350
58	Randolph	$1,667,500
67	Richmond	$924,000
79	Rockdale	$626,380
64	Schley	$1,136,500
47	Screven	$2,717,300
40	Seminole	$3,971,524
129	Spalding	$100,000
117	Stephens	$179,030
68	Stewart	$912,912
20	Sumter	$7,807,280
66	Talbot	$942,500
-	Taliaferro	$0
11	Tattnall	$13,117,000
12	Taylor	$11,004,750
54	Telfair	$1,990,400
36	Terrell	$4,356,504
32	Thomas	$4,647,069
51	Tift	$2,325,970
53	Toombs	$2,184,812
135	Towns	$63,000
124	Treutlen	$127,920
107	Troup	$270,000
49	Turner	$2,537,308
90	Twiggs	$412,965
101	Union	$293,614
108	Upson	$239,760
98	Walker	$304,800
116	Walton	$184,950
13	Ware	$10,886,263
62	Warren	$1,242,000
28	Washington	$5,457,376
39	Wayne	$4,039,680
60	Webster	$1,587,678
56	Wheeler	$1,879,197
128	White	$100,800
149	Whitfield	$800
42	Wilcox	$3,479,815
96	Wilkes	$322,000
94	Wilkinson	$342,195
30	Worth	$5,211,600
	Totals & Avg.	**$729,217,363**

2013 Vegetables Farm Gate Value

$997,774,942

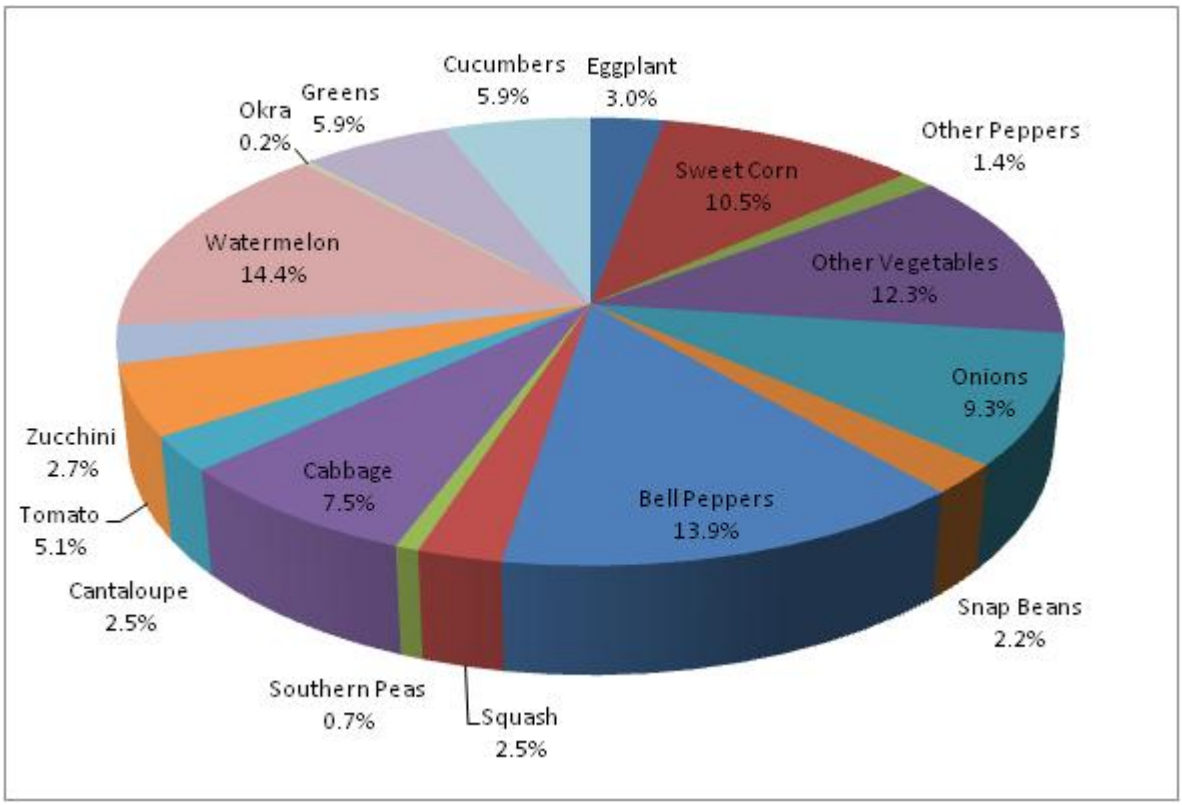

Bell Peppers Farm Gate Value 2013

Rank	County	Acres	Farm gate Value
-	Appling		$0
18	Atkinson	20	$118,800
21	Bacon	4	$74,400
-	Baker		$0
-	Baldwin		$0
-	Banks		$0
-	Barrow		$0
-	Bartow		$0
16	Ben Hill	9	$135,000
-	Berrien		$0
-	Bibb		$0
-	Bleckley		$0
-	Brantley		$0
3	Brooks	764	$16,086,850
-	Bryan		$0
-	Bulloch		$0
-	Burke		$0
-	Butts		$0
-	Calhoun		$0
34	Camden	0.50	$5,786
-	Candler		$0
32	Carroll	1	$11,309
29	Catoosa	4	$23,100
-	Charlton		$0
-	Chatham		$0
-	Chattahoochee		$0
26	Chattooga	9	$34,101
-	Cherokee		$0
41	Clarke	0.10	$220
-	Clay		$0
-	Clayton		$0
11	Clinch	50	$578,600
30	Cobb	2	$12,000
-	Coffee		$0
2	Colquitt	2,000	$37,200,000
-	Columbia		$0
9	Cook	60	$909,360
-	Coweta		$0
-	Crawford		$0
22	Crisp	5	$68,750
-	Dade		$0
-	Dawson		$0
13	Decatur	25	$289,300
-	DeKalb		$0
-	Dodge		$0
12	Dooly	18	$297,000
-	Dougherty		$0
-	Douglas		$0
-	Early		$0
1	Echols	2,000	$56,625,000
-	Effingham		$0
-	Elbert		$0
-	Emanuel		$0
-	Evans		$0
38	Fannin	1	$3,750
27	Fayette	4	$30,000
39	Floyd	0.22	$1,359
-	Forsyth		$0
-	Franklin		$0
23	Fulton	5	$63,900

Rank	County	Acres	Farm gate Value
36	Gilmer	1	$4,875
-	Glascock		$0
-	Glynn		$0
37	Gordon	0.50	$4,401
6	Grady	250	$3,481,763
-	Greene		$0
-	Gwinnett		$0
25	Habersham	12	$43,273
24	Hall	6	$62,925
17	Hancock	16	$128,000
-	Haralson		$0
-	Harris		$0
-	Hart		$0
-	Heard		$0
-	Henry		$0
-	Houston		$0
31	Irwin	1	$11,572
-	Jackson		$0
-	Jasper		$0
-	Jeff Davis		$0
-	Jefferson		$0
-	Jenkins		$0
-	Johnson		$0
-	Jones		$0
-	Lamar		$0
-	Lanier		$0
-	Laurens		$0
-	Lee		$0
-	Liberty		$0
-	Lincoln		$0
-	Long		$0
4	Lowndes	444	$9,009,184
-	Lumpkin		$0
-	Macon		$0
-	Madison		$0
-	Marion		$0
-	McDuffie		$0
-	McIntosh		$0
-	Meriwether		$0
-	Miller		$0
-	Mitchell		$0
-	Monroe		$0
-	Montgomery		$0
-	Morgan		$0
-	Murray		$0
-	Muscogee		$0
35	Newton	1	$5,690
-	Oconee		$0
-	Oglethorpe		$0
-	Paulding		$0
-	Peach		$0
-	Pickens		$0
-	Pierce		$0
-	Pike		$0
-	Polk		$0
-	Pulaski		$0
-	Putnam		$0
-	Quitman		$0
20	Rabun	10	$81,040
-	Randolph		$0

Rank	County	Acres	Farm gate Value
-	Richmond		$0
40	Rockdale	1	$354
-	Schley		$0
-	Screven		$0
-	Seminole		$0
-	Spalding		$0
-	Stephens		$0
-	Stewart		$0
14	Sumter	18	$187,301
-	Talbot		$0
-	Taliaferro		$0
28	Tattnall	5	$25,260
-	Taylor		$0
-	Telfair		$0
-	Terrell		$0
42	Thomas	12	$132
5	Tift	500	$8,800,000
10	Toombs	70	$884,100
-	Towns		$0
-	Treutlen		$0
-	Troup		$0
-	Turner		$0
-	Twiggs		$0
15	Union	13	$150,436
-	Upson		$0
-	Walker		$0
-	Walton		$0
8	Ware	62	$930,000
-	Warren		$0
-	Washington		$0
19	Wayne	4	$88,000
-	Webster		$0
-	Wheeler		$0
33	White	3	$6,441
-	Whitfield		$0
-	Wilcox		$0
-	Wilkes		$0
-	Wilkinson		$0
7	Worth	212	$2,453,264
	Totals & Avg.	**6,623**	**$138,926,595**

Percent of Vegetables 13.92%

Top Ten Counties

For Bell Peppers

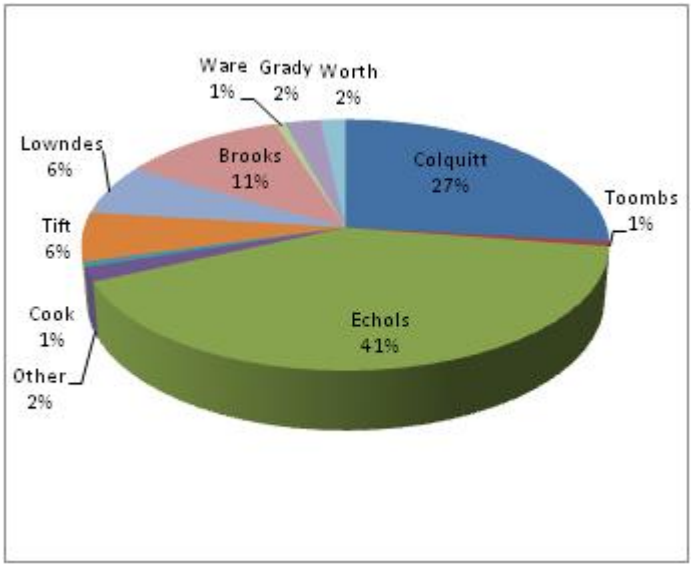

Top Ten Counties by Value - Bell Peppers

County	Acres	Farm gate Value
Echols	2,000	$56,625,000
Colquitt	2,000	$37,200,000
Brooks	764	$16,086,850
Lowndes	444	$9,009,184
Tift	500	$8,800,000
Grady	250	$3,481,763
Worth	212	$2,453,264
Ware	62	$930,000
Cook	60	$909,360
Toombs	70	$884,100

Cabbage Farm Gate Value 2013

Rank	County	Acres	Farm gate Value
22	Appling	7	$24,500
-	Atkinson		$0
10	Bacon	78	$529,913
29	Baker	2	$13,000
-	Baldwin		$0
-	Banks		$0
-	Barrow		$0
-	Bartow		$0
18	Ben Hill	44	$49,500
-	Berrien		$0
-	Bibb		$0
-	Bleckley		$0
-	Brantley		$0
-	Brooks		$0
-	Bryan		$0
26	Bulloch	5	$19,125
-	Burke		$0
-	Butts		$0
-	Calhoun		$0
-	Camden		$0
-	Candler		$0
21	Carroll	4	$28,350
30	Catoosa	5	$12,250
-	Charlton		$0
-	Chatham		$0
-	Chattahoochee		$0
27	Chattooga	8	$16,800
-	Cherokee		$0
-	Clarke		$0
-	Clay		$0
-	Clayton		$0
-	Clinch		$0
-	Cobb		$0
-	Coffee		$0
1	Colquitt	6,150	$58,685,000
-	Columbia		$0
2	Cook	832	$4,076,800
-	Coweta		$0
-	Crawford		$0
-	Crisp		$0
-	Dade		$0
-	Dawson		$0
-	Decatur		$0
-	DeKalb		$0
-	Dodge		$0
-	Dooly		$0
37	Dougherty	11	$1,314
-	Douglas		$0
-	Early		$0
8	Echols	95	$618,800
-	Effingham		$0
-	Elbert		$0
-	Emanuel		$0
12	Evans	49	$176,400
-	Fannin		$0
25	Fayette	3	$19,500
-	Floyd		$0
-	Forsyth		$0
-	Franklin		$0
19	Fulton	5	$42,750

Rank	County	Acres	Farm gate Value
17	Gilmer	25	$63,000
-	Glascock		$0
-	Glynn		$0
32	Gordon	2	$9,250
9	Grady	97	$557,830
-	Greene		$0
-	Gwinnett		$0
15	Habersham	10	$73,710
31	Hall	2	$9,821
-	Hancock		$0
-	Haralson		$0
23	Harris	4	$21,000
-	Hart		$0
-	Heard		$0
-	Henry		$0
-	Houston		$0
-	Irwin		$0
-	Jackson		$0
-	Jasper		$0
-	Jeff Davis		$0
-	Jefferson		$0
14	Jenkins	18	$103,513
-	Johnson		$0
-	Jones		$0
-	Lamar		$0
-	Lanier		$0
-	Laurens		$0
-	Lee		$0
-	Liberty		$0
-	Lincoln		$0
-	Long		$0
-	Lowndes		$0
28	Lumpkin	2	$14,742
-	Macon		$0
-	Madison		$0
-	Marion		$0
-	McDuffie		$0
-	McIntosh		$0
-	Meriwether		$0
-	Miller		$0
-	Mitchell		$0
-	Monroe		$0
-	Montgomery		$0
-	Morgan		$0
-	Murray		$0
-	Muscogee		$0
33	Newton	1	$3,700
-	Oconee		$0
-	Oglethorpe		$0
-	Paulding		$0
-	Peach		$0
-	Pickens		$0
-	Pierce		$0
-	Pike		$0
-	Polk		$0
-	Pulaski		$0
-	Putnam		$0
-	Quitman		$0
5	Rabun	136	$1,089,700
-	Randolph		$0

Rank	County	Acres	Farm gate Value
-	Richmond		$0
-	Rockdale		$0
-	Schley		$0
-	Screven		$0
-	Seminole		$0
-	Spalding		$0
-	Stephens		$0
-	Stewart		$0
-	Sumter		$0
6	Talbot	125	$921,375
-	Taliaferro		$0
24	Tattnall	4	$19,565
20	Taylor	5	$30,250
34	Telfair	0.50	$3,686
36	Terrell	0.30	$2,211
-	Thomas		$0
4	Tift	370	$3,032,250
3	Toombs	416	$3,066,336
-	Towns		$0
-	Treutlen		$0
-	Troup		$0
-	Turner		$0
-	Twiggs		$0
13	Union	17	$125,307
-	Upson		$0
-	Walker		$0
-	Walton		$0
11	Ware	29	$464,000
-	Warren		$0
35	Washington	1	$2,400
16	Wayne	9	$67,600
-	Webster		$0
-	Wheeler		$0
-	White		$0
-	Whitfield		$0
7	Wilcox	140	$640,000
-	Wilkes		$0
-	Wilkinson		$0
-	Worth		$0
	Totals & Avg.	**8,712**	**$74,635,247**

Percent of Vegetables 7.48%

Top Ten Counties by Value - Cabbage

County	Acres	Farm gate Value
Colquitt	6,150	$58,685,000
Cook	832	$4,076,800
Toombs	416	$3,066,336
Tift	370	$3,032,250
Rabun	136	$1,089,700
Talbot	125	$921,375
Wilcox	140	$640,000
Echols	95	$618,800
Grady	97	$557,830
Bacon	78	$529,913

Top Ten Counties

For Cabbage

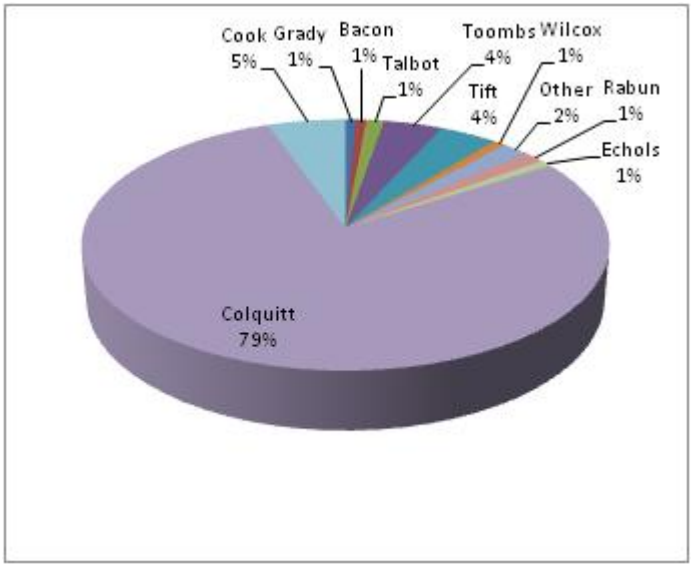

Cantaloupe Farm Gate Value 2013

Rank	County	Acres	Farm gate Value
30	Appling	5	$19,425
-	Atkinson		$0
29	Bacon	4	$21,312
17	Baker	20	$80,000
-	Baldwin		$0
-	Banks		$0
-	Barrow		$0
-	Bartow		$0
-	Ben Hill		$0
15	Berrien	31	$128,464
-	Bibb		$0
-	Bleckley		$0
-	Brantley		$0
-	Brooks		$0
-	Bryan		$0
10	Bulloch	95	$370,025
-	Burke		$0
-	Butts		$0
-	Calhoun		$0
45	Camden	0.20	$1,232
6	Candler	20	$896,000
28	Carroll	4	$23,750
40	Catoosa	2	$4,200
-	Charlton		$0
-	Chatham		$0
-	Chattahoochee		$0
20	Chattooga	20	$50,000
-	Cherokee		$0
-	Clarke		$0
-	Clay		$0
-	Clayton		$0
-	Clinch		$0
-	Cobb		$0
-	Coffee		$0
2	Colquitt	1,100	$5,860,800
-	Columbia		$0
4	Cook	213	$1,533,600
-	Coweta		$0
-	Crawford		$0
9	Crisp	48	$418,875
37	Dade	1	$6,160
-	Dawson		$0
34	Decatur	2	$14,560
-	DeKalb		$0
12	Dodge	50	$224,000
8	Dooly	99	$471,240
-	Dougherty		$0
-	Douglas		$0
-	Early		$0
-	Echols		$0
-	Effingham		$0
39	Elbert	2	$4,440
-	Emanuel		$0
-	Evans		$0
44	Fannin	1	$2,500
37	Fayette	1	$6,160
43	Floyd	0.60	$2,700
-	Forsyth		$0
11	Franklin	50	$308,000
33	Fulton	2	$16,500

Rank	County	Acres	Farm gate Value
-	Gilmer		$0
-	Glascock		$0
-	Glynn		$0
41	Gordon	1	$3,332
26	Grady	4	$25,400
-	Greene		$0
-	Gwinnett		$0
24	Habersham	6	$36,960
27	Hall	4	$24,752
-	Hancock		$0
-	Haralson		$0
33	Harris	2	$16,500
42	Hart	3	$3,330
-	Heard		$0
-	Henry		$0
-	Houston		$0
19	Irwin	10	$51,060
37	Jackson	1	$6,160
-	Jasper		$0
-	Jeff Davis		$0
-	Jefferson		$0
-	Jenkins		$0
-	Johnson		$0
-	Jones		$0
-	Lamar		$0
-	Lanier		$0
-	Laurens		$0
-	Lee		$0
-	Liberty		$0
-	Lincoln		$0
-	Long		$0
-	Lowndes		$0
-	Lumpkin		$0
-	Macon		$0
-	Madison		$0
-	Marion		$0
-	McDuffie		$0
-	McIntosh		$0
-	Meriwether		$0
-	Miller		$0
5	Mitchell	120	$1,209,600
-	Monroe		$0
-	Montgomery		$0
-	Morgan		$0
-	Murray		$0
-	Muscogee		$0
36	Newton	0.50	$7,500
-	Oconee		$0
-	Oglethorpe		$0
-	Paulding		$0
-	Peach		$0
-	Pickens		$0
-	Pierce		$0
-	Pike		$0
-	Polk		$0
13	Pulaski	28	$172,480
-	Putnam		$0
-	Quitman		$0
25	Rabun	8	$26,640
-	Randolph		$0

Rank	County	Acres	Farm gate Value
35	Richmond	3	$8,880
46	Rockdale	0.50	$38
-	Schley		$0
-	Screven		$0
23	Seminole	10	$38,850
-	Spalding		$0
-	Stephens		$0
-	Stewart		$0
22	Sumter	20	$44,400
-	Talbot		$0
-	Taliaferro		$0
18	Tattnall	10	$61,600
-	Taylor		$0
-	Telfair		$0
31	Terrell	3	$18,480
-	Thomas		$0
1	Tift	950	$7,500,000
-	Toombs		$0
-	Towns		$0
-	Treutlen		$0
-	Troup		$0
14	Turner	29	$144,210
-	Twiggs		$0
24	Union	6	$36,960
-	Upson		$0
38	Walker	2	$5,600
-	Walton		$0
-	Ware		$0
21	Warren	30	$45,000
-	Washington		$0
16	Wayne	35	$113,680
-	Webster		$0
32	Wheeler	6	$18,282
-	White		$0
-	Whitfield		$0
7	Wilcox	150	$666,000
-	Wilkes		$0
37	Wilkinson	1	$6,160
3	Worth	457	$4,058,160
	Totals & Avg.	**3,670**	**$24,813,956**

Percent of Vegetables 2.49%

Top Ten Counties by Value - Cantaloupe

County	Acres	Farm gate Value
Tift	950	$7,500,000
Colquitt	1,100	$5,860,800
Worth	457	$4,058,160
Cook	213	$1,533,600
Mitchell	120	$1,209,600
Candler	20	$896,000
Wilcox	150	$666,000
Dooly	99	$471,240
Crisp	48	$418,875
Bulloch	95	$370,025

Top Ten Counties

For Cantaloupe

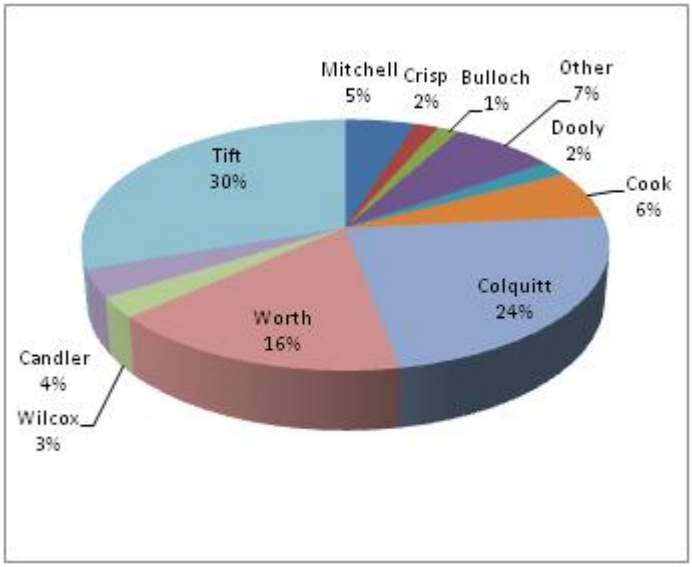

Cucumbers Farm Gate Value 2013

Rank	County	Acres	Farm gate Value
17	Appling	50	$51,000
-	Atkinson		$0
-	Bacon		$0
-	Baker		$0
-	Baldwin		$0
-	Banks		$0
-	Barrow		$0
-	Bartow		$0
7	Ben Hill	36	$1,350,000
16	Berrien	20	$64,000
-	Bibb		$0
-	Bleckley		$0
-	Brantley		$0
2	Brooks	1,100	$11,550,000
-	Bryan		$0
-	Bulloch		$0
26	Burke	2	$7,350
-	Butts		$0
-	Calhoun		$0
27	Camden	0.70	$5,263
-	Candler		$0
24	Carroll	2	$14,175
25	Catoosa	3	$11,281
-	Charlton		$0
-	Chatham		$0
-	Chattahoochee		$0
-	Chattooga		$0
-	Cherokee		$0
34	Clarke	0.20	$420
-	Clay		$0
-	Clayton		$0
-	Clinch		$0
-	Cobb		$0
-	Coffee		$0
1	Colquitt	2,100	$14,000,000
-	Columbia		$0
8	Cook	191	$1,349,415
28	Coweta	0.50	$3,759
-	Crawford		$0
-	Crisp		$0
-	Dade		$0
-	Dawson		$0
19	Decatur	14	$26,460
-	DeKalb		$0
10	Dodge	150	$1,112,738
-	Dooly		$0
-	Dougherty		$0
-	Douglas		$0
-	Early		$0
3	Echols	900	$9,903,750
-	Effingham		$0
-	Elbert		$0
-	Emanuel		$0
-	Evans		$0
-	Fannin		$0
15	Fayette	12	$74,280
30	Floyd	0.32	$1,584
-	Forsyth		$0
-	Franklin		$0
23	Fulton	2	$15,036

Rank	County	Acres	Farm gate Value
-	Gilmer		$0
-	Glascock		$0
-	Glynn		$0
33	Gordon	0.50	$1,238
18	Grady	10	$28,000
-	Greene		$0
-	Gwinnett		$0
21	Habersham	7	$22,400
18	Hall	4	$28,000
-	Hancock		$0
-	Haralson		$0
20	Harris	3	$22,554
-	Hart		$0
-	Heard		$0
-	Henry		$0
-	Houston		$0
-	Irwin		$0
23	Jackson	2	$15,036
-	Jasper		$0
-	Jeff Davis		$0
-	Jefferson		$0
-	Jenkins		$0
-	Johnson		$0
-	Jones		$0
-	Lamar		$0
-	Lanier		$0
-	Laurens		$0
9	Lee	194	$1,320,946
-	Liberty		$0
-	Lincoln		$0
-	Long		$0
5	Lowndes	350	$4,117,470
-	Lumpkin		$0
-	Macon		$0
-	Madison		$0
-	Marion		$0
-	McDuffie		$0
-	McIntosh		$0
-	Meriwether		$0
-	Miller		$0
-	Mitchell		$0
-	Monroe		$0
-	Montgomery		$0
-	Morgan		$0
-	Murray		$0
-	Muscogee		$0
29	Newton	0.50	$2,470
-	Oconee		$0
-	Oglethorpe		$0
-	Paulding		$0
-	Peach		$0
-	Pickens		$0
-	Pierce		$0
-	Pike		$0
-	Polk		$0
-	Pulaski		$0
-	Putnam		$0
-	Quitman		$0
22	Rabun	2	$16,956
-	Randolph		$0

Rank	County	Acres	Farm gate Value
-	Richmond		$0
32	Rockdale	2	$1,362
-	Schley		$0
-	Screven		$0
-	Seminole		$0
-	Spalding		$0
-	Stephens		$0
-	Stewart		$0
-	Sumter		$0
-	Talbot		$0
-	Taliaferro		$0
11	Tattnall	120	$902,160
-	Taylor		$0
-	Telfair		$0
31	Terrell	0.20	$1,504
-	Thomas		$0
4	Tift	800	$9,590,000
13	Toombs	151	$513,400
-	Towns		$0
-	Treutlen		$0
-	Troup		$0
-	Turner		$0
-	Twiggs		$0
20	Union	3	$22,554
-	Upson		$0
-	Walker		$0
-	Walton		$0
12	Ware	77	$554,400
-	Warren		$0
-	Washington		$0
14	Wayne	10	$79,800
-	Webster		$0
-	Wheeler		$0
-	White		$0
-	Whitfield		$0
-	Wilcox		$0
-	Wilkes		$0
-	Wilkinson		$0
6	Worth	342	$2,571,156
	Totals & Avg.	**6,662**	**$59,351,916**

Percent of Vegetables 5.95%

Top Ten Counties by Value - Cucumbers

County	Acres	Farm gate Value
Colquitt	2,100	$14,000,000
Brooks	1,100	$11,550,000
Echols	900	$9,903,750
Tift	800	$9,590,000
Lowndes	350	$4,117,470
Worth	342	$2,571,156
Ben Hill	36	$1,350,000
Cook	191	$1,349,415
Lee	194	$1,320,946
Dodge	150	$1,112,738

Top Ten Counties

For Cucumbers

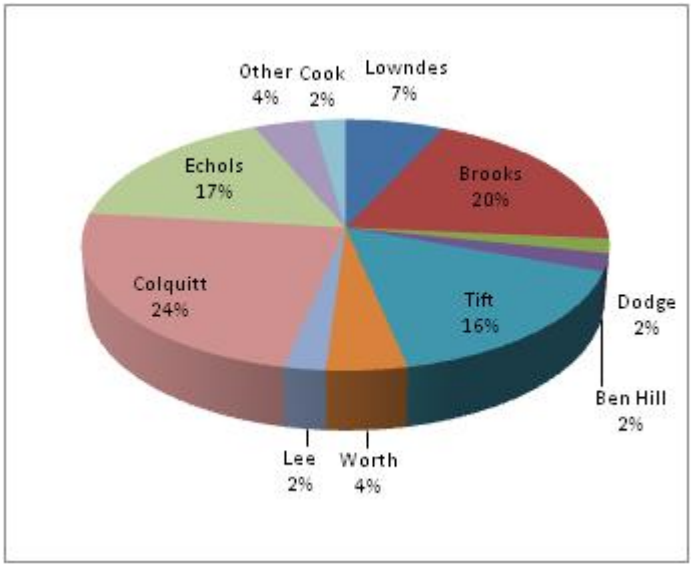

Eggplant Farm Gate Value 2013

Rank	County	Acres	Farm gate Value
16	Appling	4	$28,416
-	Atkinson		$0
-	Bacon		$0
-	Baker		$0
-	Baldwin		$0
-	Banks		$0
-	Barrow		$0
-	Bartow		$0
19	Ben Hill	0.60	$8,100
11	Berrien	20	$108,000
-	Bibb		$0
-	Bleckley		$0
-	Brantley		$0
5	Brooks	130	$1,823,250
-	Bryan		$0
-	Bulloch		$0
-	Burke		$0
-	Butts		$0
-	Calhoun		$0
-	Camden		$0
-	Candler		$0
20	Carroll	1	$6,525
23	Catoosa	0.30	$1,625
-	Charlton		$0
-	Chatham		$0
-	Chattahoochee		$0
22	Chattooga	2	$2,331
-	Cherokee		$0
-	Clarke		$0
-	Clay		$0
-	Clayton		$0
10	Clinch	12	$136,980
-	Cobb		$0
-	Coffee		$0
1	Colquitt	675	$12,112,500
-	Columbia		$0
8	Cook	30	$342,450
-	Coweta		$0
-	Crawford		$0
-	Crisp		$0
-	Dade		$0
-	Dawson		$0
13	Decatur	5	$60,000
-	DeKalb		$0
-	Dodge		$0
-	Dooly		$0
-	Dougherty		$0
-	Douglas		$0
-	Early		$0
2	Echols	500	$8,250,000
-	Effingham		$0
-	Elbert		$0
-	Emanuel		$0
-	Evans		$0
-	Fannin		$0
-	Fayette		$0
24	Floyd	0.08	$896
-	Forsyth		$0
-	Franklin		$0
14	Fulton	4	$45,660

Rank	County	Acres	Farm gate Value
-	Gilmer		$0
-	Glascock		$0
-	Glynn		$0
-	Gordon		$0
3	Grady	202	$2,870,925
-	Greene		$0
-	Gwinnett		$0
-	Habersham		$0
-	Hall		$0
-	Hancock		$0
-	Haralson		$0
15	Harris	3	$34,245
-	Hart		$0
-	Heard		$0
-	Henry		$0
-	Houston		$0
-	Irwin		$0
-	Jackson		$0
-	Jasper		$0
-	Jeff Davis		$0
-	Jefferson		$0
-	Jenkins		$0
-	Johnson		$0
-	Jones		$0
-	Lamar		$0
-	Lanier		$0
-	Laurens		$0
-	Lee		$0
-	Liberty		$0
-	Lincoln		$0
-	Long		$0
6	Lowndes	43	$809,040
-	Lumpkin		$0
-	Macon		$0
-	Madison		$0
-	Marion		$0
-	McDuffie		$0
-	McIntosh		$0
-	Meriwether		$0
-	Miller		$0
-	Mitchell		$0
-	Monroe		$0
-	Montgomery		$0
-	Morgan		$0
-	Murray		$0
-	Muscogee		$0
21	Newton	0.50	$3,150
-	Oconee		$0
-	Oglethorpe		$0
-	Paulding		$0
-	Peach		$0
-	Pickens		$0
-	Pierce		$0
-	Pike		$0
-	Polk		$0
-	Pulaski		$0
-	Putnam		$0
-	Quitman		$0
17	Rabun	3	$26,640
-	Randolph		$0

Rank	County	Acres	Farm gate Value
-	Richmond		$0
-	Rockdale		$0
-	Schley		$0
-	Screven		$0
-	Seminole		$0
-	Spalding		$0
-	Stephens		$0
-	Stewart		$0
-	Sumter		$0
-	Talbot		$0
-	Taliaferro		$0
-	Tattnall		$0
-	Taylor		$0
-	Telfair		$0
-	Terrell		$0
25	Thomas	5	$75
4	Tift	70	$2,107,500
12	Toombs	4	$66,000
-	Towns		$0
-	Treutlen		$0
-	Troup		$0
-	Turner		$0
-	Twiggs		$0
15	Union	3	$34,245
-	Upson		$0
-	Walker		$0
-	Walton		$0
9	Ware	16	$171,840
-	Warren		$0
-	Washington		$0
18	Wayne	2	$19,125
-	Webster		$0
-	Wheeler		$0
-	White		$0
-	Whitfield		$0
-	Wilcox		$0
-	Wilkes		$0
-	Wilkinson		$0
7	Worth	40	$456,600
	Totals & Avg.	**1,775**	**$29,526,118**

Percent of Vegetables 2.96%

Top Ten Counties by Value - Eggplant

County	Acres	Farm gate Value
Colquitt	675	$12,112,500
Echols	500	$8,250,000
Grady	202	$2,870,925
Tift	70	$2,107,500
Brooks	130	$1,823,250
Lowndes	43	$809,040
Worth	40	$456,600
Cook	30	$342,450
Ware	16	$171,840
Clinch	12	$136,980

Top Ten Counties

For Eggplant

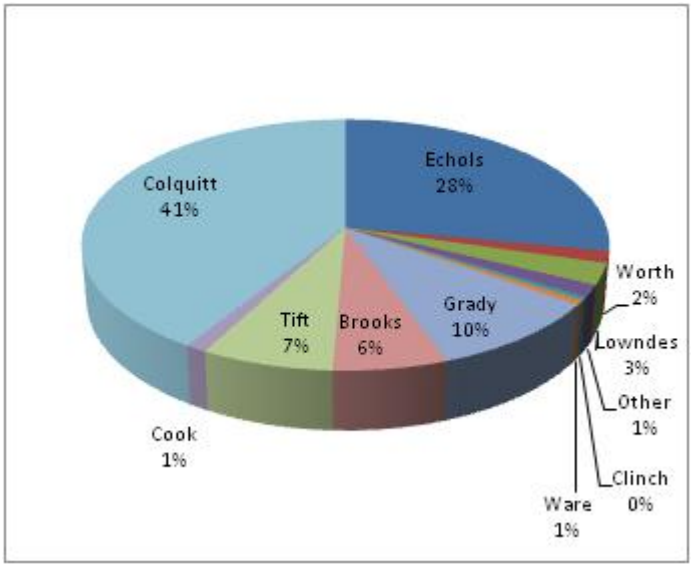

Greens Farm Gate Value 2013

Rank	County	Acres	Farm gate Value
45	Appling	5	$14,625
39	Atkinson	19	$40,424
38	Bacon	14	$42,055
36	Baker	48	$49,300
54	Baldwin	3	$4,388
-	Banks		$0
-	Barrow		$0
-	Bartow		$0
-	Ben Hill		$0
-	Berrien		$0
-	Bibb		$0
-	Bleckley		$0
-	Brantley		$0
5	Brooks	958	$1,684,080
-	Bryan		$0
29	Bulloch	47	$89,148
14	Burke	55	$293,563
-	Butts		$0
-	Calhoun		$0
-	Camden		$0
-	Candler		$0
24	Carroll	27	$101,230
48	Catoosa	10	$13,053
57	Charlton	2	$1,215
-	Chatham		$0
-	Chattahoochee		$0
41	Chattooga	10	$23,325
-	Cherokee		$0
31	Clarke	17	$72,900
-	Clay		$0
-	Clayton		$0
-	Clinch		$0
30	Cobb	4	$73,800
26	Coffee	40	$100,781
1	Colquitt	6,125	$26,962,625
-	Columbia		$0
-	Cook		$0
-	Coweta		$0
-	Crawford		$0
-	Crisp		$0
-	Dade		$0
-	Dawson		$0
-	Decatur		$0
-	DeKalb		$0
33	Dodge	35	$66,000
22	Dooly	41	$115,780
52	Dougherty	0.50	$6,870
-	Douglas		$0
-	Early		$0
8	Echols	105	$417,075
-	Effingham		$0
-	Elbert		$0
-	Emanuel		$0
-	Evans		$0
40	Fannin	30	$30,010
-	Fayette		$0
-	Floyd		$0
-	Forsyth		$0
-	Franklin		$0
13	Fulton	16	$302,150

Rank	County	Acres	Farm gate Value
44	Gilmer	12	$14,840
-	Glascock		$0
-	Glynn		$0
49	Gordon	2	$11,779
4	Grady	493	$1,834,888
56	Greene	3	$2,250
-	Gwinnett		$0
17	Habersham	70	$242,400
21	Hall	20	$146,695
27	Hancock	22	$99,000
55	Haralson	1	$4,050
46	Harris	1	$13,740
47	Hart	7	$13,693
-	Heard		$0
-	Henry		$0
-	Houston		$0
19	Irwin	50	$170,625
-	Jackson		$0
-	Jasper		$0
-	Jeff Davis		$0
-	Jefferson		$0
12	Jenkins	35	$338,850
-	Johnson		$0
-	Jones		$0
-	Lamar		$0
-	Lanier		$0
-	Laurens		$0
-	Lee		$0
-	Liberty		$0
-	Lincoln		$0
10	Long	43	$347,553
-	Lowndes		$0
43	Lumpkin	1	$16,200
16	Macon	246	$258,300
-	Madison		$0
-	Marion		$0
-	McDuffie		$0
-	McIntosh		$0
-	Meriwether		$0
-	Miller		$0
6	Mitchell	221	$771,930
-	Monroe		$0
-	Montgomery		$0
-	Morgan		$0
-	Murray		$0
-	Muscogee		$0
35	Newton	9	$55,300
-	Oconee		$0
-	Oglethorpe		$0
11	Paulding	51	$345,500
34	Peach	15	$56,400
-	Pickens		$0
-	Pierce		$0
-	Pike		$0
-	Polk		$0
-	Pulaski		$0
-	Putnam		$0
-	Quitman		$0
32	Rabun	16	$66,820
-	Randolph		$0

Rank	County	Acres	Farm gate Value
50	Richmond	4	$7,246
-	Rockdale		$0
-	Schley		$0
-	Screven		$0
-	Seminole		$0
-	Spalding		$0
-	Stephens		$0
-	Stewart		$0
-	Sumter		$0
15	Talbot	125	$281,250
-	Taliaferro		$0
18	Tattnall	15	$206,100
20	Taylor	31	$148,300
28	Telfair	6	$97,200
-	Terrell		$0
-	Thomas		$0
2	Tift	3,350	$19,285,000
3	Toombs	350	$2,335,625
-	Towns		$0
-	Treutlen		$0
-	Troup		$0
-	Turner		$0
-	Twiggs		$0
7	Union	52	$538,010
-	Upson		$0
-	Walker		$0
53	Walton	0.50	$5,313
-	Ware		$0
25	Warren	22	$100,800
51	Washington	4	$7,020
42	Wayne	1	$18,105
-	Webster		$0
-	Wheeler		$0
37	White	20	$49,000
-	Whitfield		$0
-	Wilcox		$0
-	Wilkes		$0
23	Wilkinson	8	$109,920
9	Worth	141	$408,900
	Totals & Avg.	**13,058**	**$58,912,995**

Percent of Vegetables 5.90%

Top Ten Counties by Value - Greens

County	Acres	Farm gate Value
Colquitt	6,125	$26,962,625
Tift	3,350	$19,285,000
Toombs	350	$2,335,625
Grady	493	$1,834,888
Brooks	958	$1,684,080
Mitchell	221	$771,930
Union	52	$538,010
Echols	105	$417,075
Worth	141	$408,900
Long	43	$347,553

Top Ten Counties

For Greens

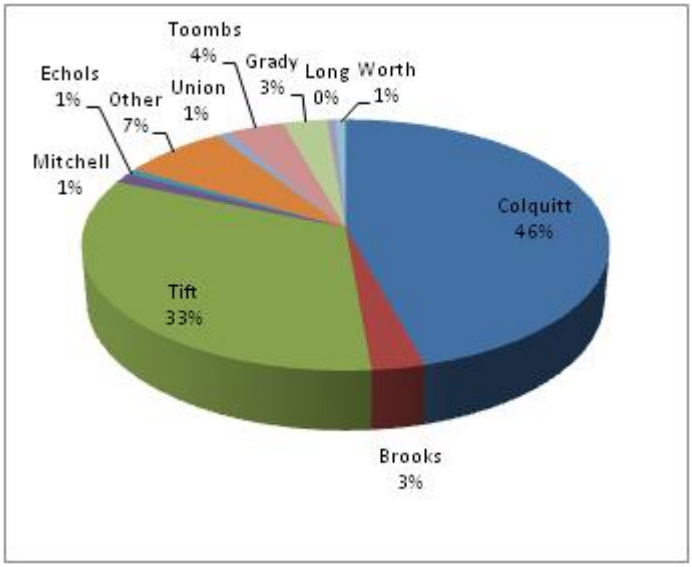

Okra Farm Gate Value 2013

Rank	County	Acres	Farm gate Value
12	Appling	12	$48,000
-	Atkinson		$0
-	Bacon		$0
33	Baker	15	$3,500
-	Baldwin		$0
-	Banks		$0
-	Barrow		$0
-	Bartow		$0
-	Ben Hill		$0
-	Berrien		$0
-	Bibb		$0
-	Bleckley		$0
-	Brantley		$0
30	Brooks	6	$4,860
-	Bryan		$0
14	Bulloch	10	$39,775
18	Burke	1	$25,000
-	Butts		$0
-	Calhoun		$0
27	Camden	0.20	$6,160
-	Candler		$0
3	Carroll	8	$230,100
21	Catoosa	2	$18,900
38	Charlton	4	$1,960
-	Chatham		$0
-	Chattahoochee		$0
23	Chattooga	12	$14,400
-	Cherokee		$0
-	Clarke		$0
-	Clay		$0
-	Clayton		$0
-	Clinch		$0
-	Cobb		$0
35	Coffee	1	$2,800
-	Colquitt		$0
-	Columbia		$0
-	Cook		$0
-	Coweta		$0
-	Crawford		$0
5	Crisp	6	$180,000
8	Dade	3	$92,400
-	Dawson		$0
17	Decatur	2	$28,000
-	DeKalb		$0
22	Dodge	5	$15,000
28	Dooly	5	$5,500
19	Dougherty	2	$24,640
-	Douglas		$0
-	Early		$0
-	Echols		$0
-	Effingham		$0
-	Elbert		$0
-	Emanuel		$0
-	Evans		$0
37	Fannin	2	$1,980
-	Fayette		$0
36	Floyd	0.57	$2,679
-	Forsyth		$0
-	Franklin		$0
9	Fulton	2	$64,680

Rank	County	Acres	Farm gate Value
40	Gilmer	2	$1,280
-	Glascock		$0
-	Glynn		$0
31	Gordon	2	$4,200
7	Grady	20	$122,000
-	Greene		$0
-	Gwinnett		$0
6	Habersham	5	$154,000
4	Hall	8	$224,000
-	Hancock		$0
-	Haralson		$0
24	Harris	3	$13,200
-	Hart		$0
-	Heard		$0
-	Henry		$0
-	Houston		$0
-	Irwin		$0
-	Jackson		$0
-	Jasper		$0
-	Jeff Davis		$0
-	Jefferson		$0
-	Jenkins		$0
-	Johnson		$0
-	Jones		$0
-	Lamar		$0
-	Lanier		$0
-	Laurens		$0
-	Lee		$0
-	Liberty		$0
-	Lincoln		$0
13	Long	5	$40,000
-	Lowndes		$0
10	Lumpkin	2	$61,600
-	Macon		$0
-	Madison		$0
20	Marion	1	$20,000
-	McDuffie		$0
-	McIntosh		$0
-	Meriwether		$0
-	Miller		$0
16	Mitchell	1	$30,800
-	Monroe		$0
-	Montgomery		$0
-	Morgan		$0
-	Murray		$0
-	Muscogee		$0
29	Newton	0.50	$5,000
-	Oconee		$0
-	Oglethorpe		$0
12	Paulding	6	$48,000
-	Peach		$0
-	Pickens		$0
-	Pierce		$0
-	Pike		$0
-	Polk		$0
-	Pulaski		$0
-	Putnam		$0
-	Quitman		$0
-	Rabun		$0
-	Randolph		$0

Rank	County	Acres	Farm gate Value
-	Richmond		$0
41	Rockdale	2	$600
-	Schley		$0
34	Screven	4	$3,200
15	Seminole	10	$33,000
-	Spalding		$0
-	Stephens		$0
-	Stewart		$0
-	Sumter		$0
39	Talbot	15	$1,800
-	Taliaferro		$0
-	Tattnall		$0
-	Taylor		$0
-	Telfair		$0
16	Terrell	1	$30,800
42	Thomas	2	$30
1	Tift	15	$450,000
-	Toombs		$0
-	Towns		$0
-	Treutlen		$0
-	Troup		$0
2	Turner	20	$330,000
-	Twiggs		$0
26	Union	4	$8,000
-	Upson		$0
11	Walker	15	$60,000
-	Walton		$0
-	Ware		$0
32	Warren	4	$3,600
25	Washington	2	$11,200
-	Wayne		$0
-	Webster		$0
-	Wheeler		$0
-	White		$0
-	Whitfield		$0
-	Wilcox		$0
-	Wilkes		$0
-	Wilkinson		$0
-	Worth		$0
	Totals & Avg.	**247**	**$2,466,644**

Percent of Vegetables 0.25%

Top Ten Counties by Value - Okra

County	Acres	Farm gate Value
Tift	15	$450,000
Turner	20	$330,000
Carroll	8	$230,100
Hall	8	$224,000
Crisp	6	$180,000
Habersham	5	$154,000
Grady	20	$122,000
Dade	3	$92,400
Fulton	2	$64,680
Lumpkin	2	$61,600

Top Ten Counties

For Okra

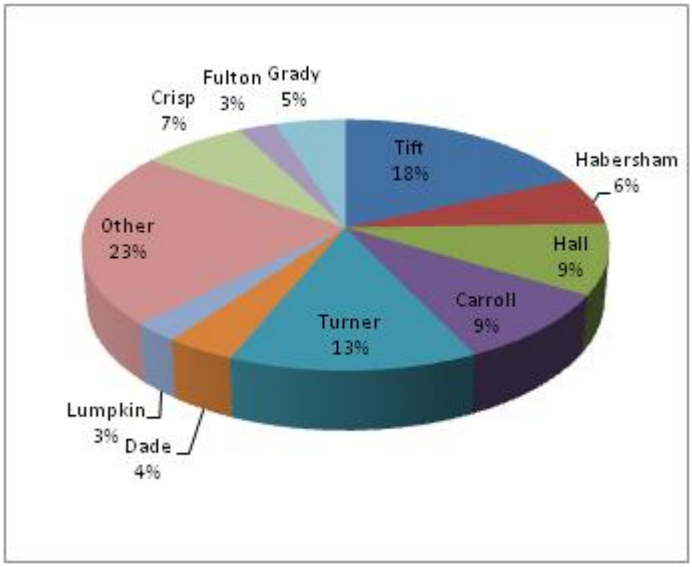

Onions Farm Gate Value 2013

Rank	County	Acres	Farm gate Value
-	Appling		$0
-	Atkinson		$0
-	Bacon		$0
-	Baker		$0
-	Baldwin		$0
-	Banks		$0
-	Barrow		$0
-	Bartow		$0
-	Ben Hill		$0
-	Berrien		$0
-	Bibb		$0
-	Bleckley		$0
-	Brantley		$0
-	Brooks		$0
-	Bryan		$0
3	Bulloch	575	$8,521,500
-	Burke		$0
-	Butts		$0
-	Calhoun		$0
-	Camden		$0
2	Candler	928	$11,595,000
17	Carroll	2	$9,375
18	Catoosa	1	$3,750
-	Charlton		$0
-	Chatham		$0
-	Chattahoochee		$0
-	Chattooga		$0
-	Cherokee		$0
-	Clarke		$0
-	Clay		$0
-	Clayton		$0
-	Clinch		$0
-	Cobb		$0
-	Coffee		$0
-	Colquitt		$0
-	Columbia		$0
-	Cook		$0
-	Coweta		$0
-	Crawford		$0
13	Crisp	3	$16,875
-	Dade		$0
-	Dawson		$0
-	Decatur		$0
-	DeKalb		$0
-	Dodge		$0
-	Dooly		$0
-	Dougherty		$0
-	Douglas		$0
-	Early		$0
14	Echols	2	$13,000
-	Effingham		$0
-	Elbert		$0
10	Emanuel	60	$390,000
6	Evans	300	$3,750,000
-	Fannin		$0
-	Fayette		$0
-	Floyd		$0
-	Forsyth		$0
-	Franklin		$0
15	Fulton	2	$12,675

Rank	County	Acres	Farm gate Value
-	Gilmer		$0
-	Glascock		$0
-	Glynn		$0
-	Gordon		$0
-	Grady		$0
-	Greene		$0
-	Gwinnett		$0
-	Habersham		$0
-	Hall		$0
-	Hancock		$0
-	Haralson		$0
14	Harris	2	$13,000
-	Hart		$0
-	Heard		$0
-	Henry		$0
-	Houston		$0
12	Irwin	3	$19,500
-	Jackson		$0
-	Jasper		$0
-	Jeff Davis		$0
20	Jefferson	4	$1,400
-	Jenkins		$0
-	Johnson		$0
-	Jones		$0
-	Lamar		$0
-	Lanier		$0
16	Laurens	3	$10,500
-	Lee		$0
-	Liberty		$0
-	Lincoln		$0
9	Long	120	$780,000
-	Lowndes		$0
-	Lumpkin		$0
-	Macon		$0
-	Madison		$0
-	Marion		$0
-	McDuffie		$0
-	McIntosh		$0
-	Meriwether		$0
-	Miller		$0
-	Mitchell		$0
-	Monroe		$0
5	Montgomery	278	$4,006,080
-	Morgan		$0
-	Murray		$0
-	Muscogee		$0
21	Newton	0.50	$1,250
-	Oconee		$0
-	Oglethorpe		$0
-	Paulding		$0
-	Peach		$0
-	Pickens		$0
-	Pierce		$0
-	Pike		$0
-	Polk		$0
-	Pulaski		$0
-	Putnam		$0
-	Quitman		$0
-	Rabun		$0
-	Randolph		$0

Rank	County	Acres	Farm gate Value
-	Richmond		$0
-	Rockdale		$0
-	Schley		$0
11	Screven	10	$84,000
19	Seminole	2	$1,800
-	Spalding		$0
-	Stephens		$0
-	Stewart		$0
-	Sumter		$0
-	Talbot		$0
-	Taliaferro		$0
7	Tattnall	500	$3,250,000
-	Taylor		$0
-	Telfair		$0
-	Terrell		$0
-	Thomas		$0
-	Tift		$0
1	Toombs	3,902	$52,677,000
-	Towns		$0
8	Treutlen	94	$1,356,480
-	Troup		$0
-	Turner		$0
12	Twiggs	3	$19,500
14	Union	2	$13,000
-	Upson		$0
-	Walker		$0
-	Walton		$0
-	Ware		$0
-	Warren		$0
-	Washington		$0
4	Wayne	1,009	$6,558,500
-	Webster		$0
-	Wheeler		$0
-	White		$0
-	Whitfield		$0
-	Wilcox		$0
-	Wilkes		$0
-	Wilkinson		$0
-	Worth		$0
	Totals & Avg.	**7,804**	**$93,104,185**

Percent of Vegetables 9.33%

Top Ten Counties by Value - Onions

County	Acres	Farm gate Value
Toombs	3,902	$52,677,000
Candler	928	$11,595,000
Bulloch	575	$8,521,500
Wayne	1,009	$6,558,500
Montgomery	278	$4,006,080
Evans	300	$3,750,000
Tattnall	500	$3,250,000
Treutlen	94	$1,356,480
Long	120	$780,000
Emanuel	60	$390,000

Top Ten Counties

For Onions

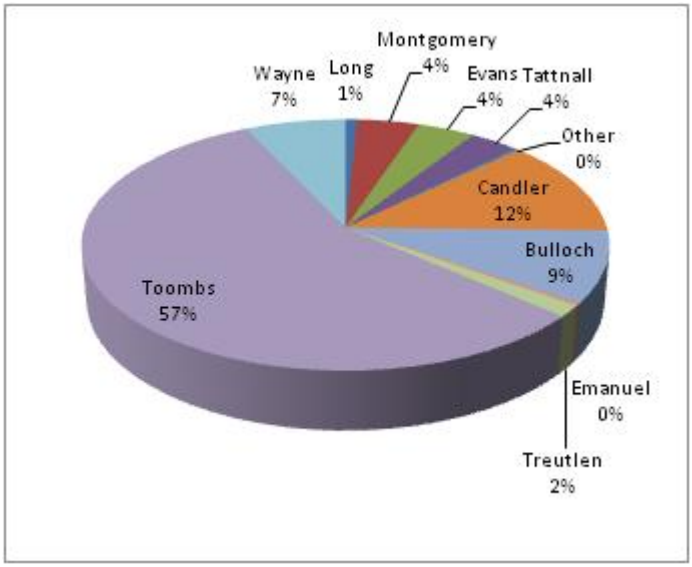

Other Peppers (banana & hot peppers) Farm Gate Value 2013

Rank	County	Acres	Farm gate
22	Appling	2	$5,742
-	Atkinson		$0
-	Bacon		$0
-	Baker		$0
-	Baldwin		$0
-	Banks		$0
-	Barrow		$0
-	Bartow		$0
-	Ben Hill		$0
-	Berrien		$0
-	Bibb		$0
-	Bleckley		$0
-	Brantley		$0
1	Brooks	827	$9,173,198
-	Bryan		$0
-	Bulloch		$0
-	Burke		$0
-	Butts		$0
-	Calhoun		$0
-	Camden		$0
-	Candler		$0
13	Carroll	7	$27,502
-	Catoosa		$0
-	Charlton		$0
-	Chatham		$0
-	Chattahoochee		$0
15	Chattooga	6	$19,356
-	Cherokee		$0
-	Clarke		$0
-	Clay		$0
-	Clayton		$0
-	Clinch		$0
-	Cobb		$0
-	Coffee		$0
3	Colquitt	550	$1,648,000
-	Columbia		$0
-	Cook		$0
-	Coweta		$0
-	Crawford		$0
-	Crisp		$0
-	Dade		$0
-	Dawson		$0
-	Decatur		$0
-	DeKalb		$0
-	Dodge		$0
-	Dooly		$0
-	Dougherty		$0
-	Douglas		$0
-	Early		$0
-	Echols		$0
-	Effingham		$0
-	Elbert		$0
-	Emanuel		$0
-	Evans		$0
26	Fannin	1	$766

Rank	County	Acres	Farm gate
-	Fayette		$0
25	Floyd	0.32	$896
-	Forsyth		$0
-	Franklin		$0
9	Fulton	9	$67,375
27	Gilmer	1	$675
-	Glascock		$0
-	Glynn		$0
24	Gordon	0.25	$1,620
2	Grady	131	$1,837,775
-	Greene		$0
-	Gwinnett		$0
-	Habersham		$0
10	Hall	7	$51,150
12	Hancock	22	$33,740
-	Haralson		$0
19	Harris	2	$15,200
-	Hart		$0
-	Heard		$0
-	Henry		$0
-	Houston		$0
-	Irwin		$0
29	Jackson	4	$40
-	Jasper		$0
-	Jeff Davis		$0
-	Jefferson		$0
-	Jenkins		$0
-	Johnson		$0
-	Jones		$0
-	Lamar		$0
-	Lanier		$0
-	Laurens		$0
-	Lee		$0
-	Liberty		$0
-	Lincoln		$0
14	Long	9	$19,440
5	Lowndes	24	$172,800
-	Lumpkin		$0
-	Macon		$0
-	Madison		$0
-	Marion		$0
-	McDuffie		$0
-	McIntosh		$0
-	Meriwether		$0
-	Miller		$0
-	Mitchell		$0
-	Monroe		$0
-	Montgomery		$0
-	Morgan		$0
-	Murray		$0
-	Muscogee		$0
17	Newton	4	$16,088
-	Oconee		$0
-	Oglethorpe		$0
-	Paulding		$0

Rank	County	Acres	Farm gate
-	Peach		$0
-	Pickens		$0
-	Pierce		$0
-	Pike		$0
-	Polk		$0
-	Pulaski		$0
-	Putnam		$0
-	Quitman		$0
16	Rabun	4	$18,340
-	Randolph		$0
-	Richmond		$0
28	Rockdale	1	$108
-	Schley		$0
-	Screven		$0
-	Seminole		$0
-	Spalding		$0
-	Stephens		$0
-	Stewart		$0
6	Sumter	18	$135,185
-	Talbot		$0
-	Taliaferro		$0
21	Tattnall	4	$12,000
-	Taylor		$0
-	Telfair		$0
20	Terrell	1	$14,178
-	Thomas		$0
4	Tift	10	$192,600
7	Toombs	11	$86,198
-	Towns		$0
-	Treutlen		$0
-	Troup		$0
-	Turner		$0
-	Twiggs		$0
8	Union	5	$68,775
-	Upson		$0
-	Walker		$0
-	Walton		$0
18	Ware	2	$16,000
-	Warren		$0
-	Washington		$0
11	Wayne	3	$39,600
-	Webster		$0
-	Wheeler		$0
-	White		$0
23	Whitfield	1	$5,502
-	Wilcox		$0
-	Wilkes		$0
-	Wilkinson		$0
-	Worth		$0
	Totals & Avg.	**1,667**	**$13,679,847**

Percent of Vegetables
1.37%

Other Vegetables Farm Gate Value 2013

Rank	County	Farm gate
58	Appling	$63,300
79	Atkinson	$4,320
21	Bacon	$787,500
51	Baker	$92,000
-	Baldwin	$0
-	Banks	$0
71	Barrow	$15,000
24	Bartow	$765,705
-	Ben Hill	$0
-	Berrien	$0
-	Bibb	$0
-	Bleckley	$0
-	Brantley	$0
5	Brooks	$6,850,680
-	Bryan	$0
8	Bulloch	$4,076,911
36	Burke	$327,500
-	Butts	$0
-	Calhoun	$0
-	Camden	$0
15	Candler	$1,160,000
16	Carroll	$1,084,736
76	Catoosa	$6,300
-	Charlton	$0
-	Chatham	$0
-	Chattahoochee	$0
29	Chattooga	$490,205
33	Cherokee	$373,750
20	Clarke	$810,850
-	Clay	$0
-	Clayton	$0
-	Clinch	$0
-	Cobb	$0
75	Coffee	$8,320
2	Colquitt	$18,407,615
82	Columbia	$2,100
14	Cook	$1,233,000
69	Coweta	$19,500
-	Crawford	$0
34	Crisp	$354,531
27	Dade	$641,250
38	Dawson	$236,250
9	Decatur	$2,542,090
-	DeKalb	$0
-	Dodge	$0
30	Dooly	$462,028
-	Dougherty	$0
-	Douglas	$0
74	Early	$9,000
1	Echols	$28,280,930
-	Effingham	$0
-	Elbert	$0
-	Emanuel	$0
7	Evans	$4,088,250
39	Fannin	$230,900

Rank	County	Farm gate
-	Fayette	$0
85	Floyd	$633
48	Forsyth	$97,784
-	Franklin	$0
57	Fulton	$76,260
37	Gilmer	$251,950
-	Glascock	$0
81	Glynn	$4,000
31	Gordon	$446,175
11	Grady	$2,153,944
-	Greene	$0
86	Gwinnett	$28
6	Habersham	$5,260,830
17	Hall	$903,204
41	Hancock	$202,600
-	Haralson	$0
28	Harris	$582,780
22	Hart	$784,595
67	Heard	$25,000
-	Henry	$0
-	Houston	$0
-	Irwin	$0
59	Jackson	$56,000
-	Jasper	$0
18	Jeff Davis	$844,200
46	Jefferson	$108,000
-	Jenkins	$0
-	Johnson	$0
68	Jones	$20,000
-	Lamar	$0
-	Lanier	$0
-	Laurens	$0
-	Lee	$0
45	Liberty	$120,200
52	Lincoln	$90,000
65	Long	$37,600
32	Lowndes	$401,310
61	Lumpkin	$48,750
-	Macon	$0
-	Madison	$0
42	Marion	$182,063
-	McDuffie	$0
-	McIntosh	$0
-	Meriwether	$0
-	Miller	$0
64	Mitchell	$38,220
-	Monroe	$0
-	Montgomery	$0
-	Morgan	$0
-	Murray	$0
-	Muscogee	$0
19	Newton	$822,226
-	Oconee	$0
-	Oglethorpe	$0
56	Paulding	$76,800

Rank	County	Farm gate
-	Peach	$0
43	Pickens	$175,000
-	Pierce	$0
47	Pike	$100,000
73	Polk	$9,788
10	Pulaski	$2,242,240
-	Putnam	$0
-	Quitman	$0
44	Rabun	$155,260
-	Randolph	$0
55	Richmond	$83,100
49	Rockdale	$95,700
-	Schley	$0
26	Screven	$648,110
12	Seminole	$1,590,350
54	Spalding	$85,000
-	Stephens	$0
-	Stewart	$0
-	Sumter	$0
63	Talbot	$38,760
-	Taliaferro	$0
4	Tattnall	$8,283,125
-	Taylor	$0
80	Telfair	$4,010
40	Terrell	$226,651
72	Thomas	$14,400
3	Tift	$18,109,325
13	Toombs	$1,397,507
83	Towns	$1,200
-	Treutlen	$0
-	Troup	$0
23	Turner	$768,341
-	Twiggs	$0
35	Union	$343,308
66	Upson	$27,000
62	Walker	$39,000
25	Walton	$701,500
-	Ware	$0
50	Warren	$95,230
78	Washington	$4,600
70	Wayne	$18,400
-	Webster	$0
77	Wheeler	$5,000
53	White	$89,680
-	Whitfield	$0
-	Wilcox	$0
60	Wilkes	$50,000
84	Wilkinson	$1,088
-	Worth	$0
	Totals & Avg.	**$122,462,343**

Percent of Vegetables
12.27%

Snap Beans Farm Gate Value 2013

Rank	County	Acres	Farm gate Value
27	Appling	10	$13,400
-	Atkinson		$0
-	Bacon		$0
26	Baker	7	$16,500
-	Baldwin		$0
-	Banks		$0
-	Barrow		$0
-	Bartow		$0
-	Ben Hill		$0
14	Berrien	138	$313,950
-	Bibb		$0
-	Bleckley		$0
-	Brantley		$0
-	Brooks		$0
-	Bryan		$0
-	Bulloch		$0
-	Burke		$0
-	Butts		$0
-	Calhoun		$0
-	Camden		$0
-	Candler		$0
32	Carroll	4	$2,012
-	Catoosa		$0
-	Charlton		$0
-	Chatham		$0
-	Chattahoochee		$0
29	Chattooga	10	$8,040
-	Cherokee		$0
-	Clarke		$0
-	Clay		$0
-	Clayton		$0
-	Clinch		$0
-	Cobb		$0
-	Coffee		$0
16	Colquitt	200	$268,000
-	Columbia		$0
-	Cook		$0
-	Coweta		$0
-	Crawford		$0
12	Crisp	174	$406,858
-	Dade		$0
-	Dawson		$0
5	Decatur	708	$1,897,440
-	DeKalb		$0
-	Dodge		$0
-	Dooly		$0
-	Dougherty		$0
-	Douglas		$0
-	Early		$0
2	Echols	1,200	$3,360,000
-	Effingham		$0
34	Elbert	1	$1,608
22	Emanuel	18	$72,360
-	Evans		$0
-	Fannin		$0
38	Fayette	3	$40
-	Floyd		$0
-	Forsyth		$0
-	Franklin		$0
-	Fulton		$0

Rank	County	Acres	Farm gate Value
-	Gilmer		$0
-	Glascock		$0
-	Glynn		$0
37	Gordon	0.25	$375
20	Grady	45	$99,495
-	Greene		$0
-	Gwinnett		$0
-	Habersham		$0
19	Hall	15	$100,500
24	Hancock	50	$24,960
-	Haralson		$0
35	Harris	0.50	$1,005
-	Hart		$0
-	Heard		$0
-	Henry		$0
-	Houston		$0
-	Irwin		$0
-	Jackson		$0
-	Jasper		$0
-	Jeff Davis		$0
-	Jefferson		$0
-	Jenkins		$0
-	Johnson		$0
-	Jones		$0
-	Lamar		$0
-	Lanier		$0
-	Laurens		$0
6	Lee	500	$1,088,750
-	Liberty		$0
-	Lincoln		$0
23	Long	8	$32,160
-	Lowndes		$0
-	Lumpkin		$0
-	Macon		$0
-	Madison		$0
-	Marion		$0
-	McDuffie		$0
-	McIntosh		$0
-	Meriwether		$0
17	Miller	200	$260,000
11	Mitchell	440	$454,300
-	Monroe		$0
8	Montgomery	260	$684,000
-	Morgan		$0
-	Murray		$0
-	Muscogee		$0
36	Newton	0.50	$670
-	Oconee		$0
-	Oglethorpe		$0
-	Paulding		$0
-	Peach		$0
-	Pickens		$0
-	Pierce		$0
-	Pike		$0
-	Polk		$0
-	Pulaski		$0
-	Putnam		$0
-	Quitman		$0
21	Rabun	28	$75,040
-	Randolph		$0

Rank	County	Acres	Farm gate Value
30	Richmond	4	$6,566
-	Rockdale		$0
-	Schley		$0
-	Screven		$0
3	Seminole	1,546	$2,261,025
-	Spalding		$0
-	Stephens		$0
-	Stewart		$0
1	Sumter	2,100	$5,728,500
-	Talbot		$0
-	Taliaferro		$0
29	Tattnall	4	$8,040
18	Taylor	62	$136,500
-	Telfair		$0
13	Terrell	170	$364,480
-	Thomas		$0
4	Tift	1,150	$1,964,750
15	Toombs	124	$290,780
-	Towns		$0
-	Treutlen		$0
-	Troup		$0
7	Turner	273	$914,550
-	Twiggs		$0
28	Union	5	$10,050
-	Upson		$0
31	Walker	3	$2,814
-	Walton		$0
-	Ware		$0
25	Warren	25	$17,400
-	Washington		$0
-	Wayne		$0
-	Webster		$0
9	Wheeler	181	$486,152
33	White	3	$2,010
33	Whitfield	1	$2,010
-	Wilcox		$0
-	Wilkes		$0
-	Wilkinson		$0
10	Worth	252	$472,752
	Totals & Avg.	**9,923**	**$21,849,842**

Percent of Vegetables 2.19%

Top Ten Counties by Value - Snap Beans

County	Acres	Farm gate Value
Sumter	2,100	$5,728,500
Echols	1,200	$3,360,000
Seminole	1,546	$2,261,025
Tift	1,150	$1,964,750
Decatur	708	$1,897,440
Lee	500	$1,088,750
Turner	273	$914,550
Montgomery	260	$684,000
Wheeler	181	$486,152
Worth	252	$472,752

Top Ten Counties

For Snap Beans

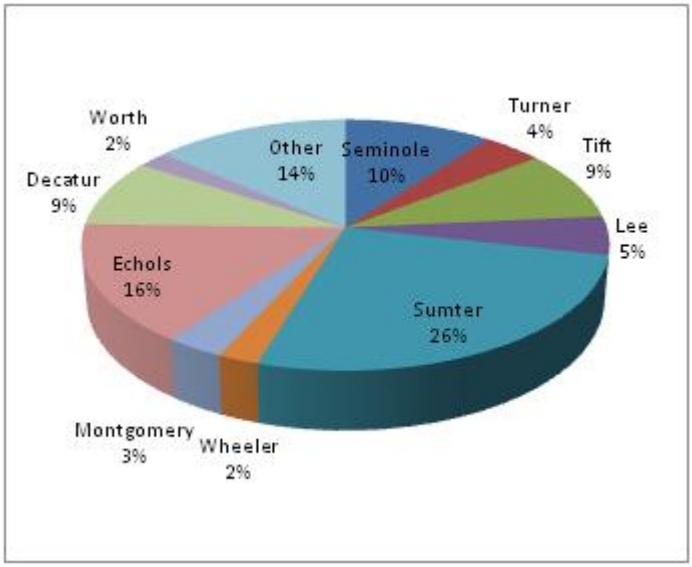

Southern Peas Farm Gate Value 2013

Rank	County	Acres	Farm gate Value
27	Appling	25	$32,825
33	Atkinson	8	$13,655
-	Bacon		$0
-	Baker		$0
-	Baldwin		$0
-	Banks		$0
-	Barrow		$0
-	Bartow		$0
7	Ben Hill	114	$270,465
24	Berrien	70	$52,640
-	Bibb		$0
32	Bleckley	20	$23,634
-	Brantley		$0
-	Brooks		$0
-	Bryan		$0
-	Bulloch		$0
-	Burke		$0
-	Butts		$0
-	Calhoun		$0
54	Camden	0.50	$169
-	Candler		$0
48	Carroll	4	$2,580
-	Catoosa		$0
42	Charlton	8	$6,167
-	Chatham		$0
-	Chattahoochee		$0
28	Chattooga	30	$31,200
-	Cherokee		$0
-	Clarke		$0
-	Clay		$0
-	Clayton		$0
-	Clinch		$0
-	Cobb		$0
30	Coffee	15	$26,588
3	Colquitt	1,500	$637,500
-	Columbia		$0
-	Cook		$0
-	Coweta		$0
-	Crawford		$0
8	Crisp	184	$263,236
-	Dade		$0
-	Dawson		$0
14	Decatur	104	$164,268
-	DeKalb		$0
12	Dodge	75	$183,750
17	Dooly	51	$102,383
55	Dougherty	6	$81
-	Douglas		$0
-	Early		$0
18	Echols	50	$87,500
-	Effingham		$0
-	Elbert		$0
20	Emanuel	48	$84,240
15	Evans	50	$150,000
41	Fannin	5	$6,300
-	Fayette		$0
53	Floyd	0.10	$169
-	Forsyth		$0
-	Franklin		$0
-	Fulton		$0

Rank	County	Acres	Farm gate Value
50	Gilmer	2	$2,120
-	Glascock		$0
-	Glynn		$0
43	Gordon	5	$5,318
5	Grady	270	$475,200
-	Greene		$0
-	Gwinnett		$0
-	Habersham		$0
36	Hall	5	$10,125
23	Hancock	60	$54,000
-	Haralson		$0
-	Harris		$0
-	Hart		$0
-	Heard		$0
-	Henry		$0
-	Houston		$0
6	Irwin	173	$295,294
-	Jackson		$0
-	Jasper		$0
-	Jeff Davis		$0
-	Jefferson		$0
-	Jenkins		$0
45	Johnson	5	$3,713
-	Jones		$0
-	Lamar		$0
-	Lanier		$0
25	Laurens	29	$50,750
-	Lee		$0
-	Liberty		$0
-	Lincoln		$0
31	Long	14	$24,300
16	Lowndes	78	$103,350
-	Lumpkin		$0
19	Macon	50	$85,345
-	Madison		$0
11	Marion	263	$197,250
-	McDuffie		$0
-	McIntosh		$0
-	Meriwether		$0
22	Miller	40	$62,400
46	Mitchell	15	$3,151
-	Monroe		$0
-	Montgomery		$0
-	Morgan		$0
-	Murray		$0
-	Muscogee		$0
37	Newton	4	$9,360
-	Oconee		$0
-	Oglethorpe		$0
-	Paulding		$0
-	Peach		$0
-	Pickens		$0
-	Pierce		$0
-	Pike		$0
-	Polk		$0
-	Pulaski		$0
-	Putnam		$0
-	Quitman		$0
34	Rabun	3	$13,125
-	Randolph		$0

Rank	County	Acres	Farm gate Value
52	Richmond	1	$1,313
51	Rockdale	2	$1,350
-	Schley		$0
-	Screven		$0
9	Seminole	130	$245,700
-	Spalding		$0
44	Stephens	10	$4,200
-	Stewart		$0
2	Sumter	285	$847,875
39	Talbot	20	$8,100
-	Taliaferro		$0
-	Tattnall		$0
47	Taylor	5	$2,700
-	Telfair		$0
-	Terrell		$0
13	Thomas	65	$175,500
1	Tift	580	$1,068,150
38	Toombs	5	$8,775
-	Towns		$0
-	Treutlen		$0
-	Troup		$0
-	Turner		$0
-	Twiggs		$0
35	Union	6	$12,150
-	Upson		$0
49	Walker	2	$2,430
-	Walton		$0
-	Ware		$0
26	Warren	65	$35,100
29	Washington	40	$27,000
10	Wayne	151	$217,755
-	Webster		$0
-	Wheeler		$0
-	White		$0
-	Whitfield		$0
4	Wilcox	370	$624,650
-	Wilkes		$0
40	Wilkinson	8	$7,722
21	Worth	60	$81,000
	Totals & Avg.	**5,188**	**$6,905,619**

Percent of Vegetables 0.69%

Top Ten Counties by Value - Southern Peas

County	Acres	Farm gate Value
Tift	580	$1,068,150
Sumter	285	$847,875
Colquitt	1,500	$637,500
Wilcox	370	$624,650
Grady	270	$475,200
Irwin	173	$295,294
Ben Hill	114	$270,465
Crisp	184	$263,236
Seminole	130	$245,700
Wayne	151	$217,755

Top Ten Counties

For Southern Peas

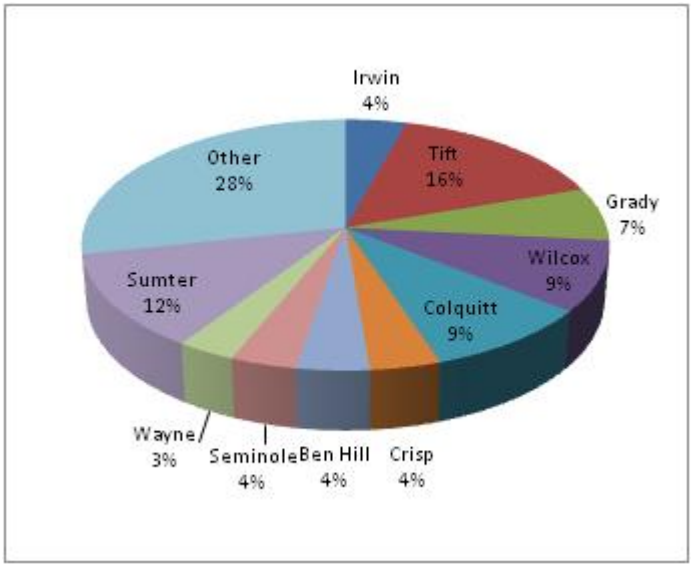

Squash (yellow & winter) Farm Gate Value 2013

Rank	County	Acres	Farm gate Value
29	Appling	15	$35,530
18	Atkinson	20	$90,880
10	Bacon	124	$553,110
38	Baker	10	$17,250
-	Baldwin		$0
-	Banks		$0
-	Barrow		$0
-	Bartow		$0
59	Ben Hill	2	$1,600
25	Berrien	7	$44,800
-	Bibb		$0
-	Bleckley		$0
-	Brantley		$0
6	Brooks	293	$1,121,250
-	Bryan		$0
47	Bulloch	5	$8,176
48	Burke	2	$7,200
-	Butts		$0
-	Calhoun		$0
57	Camden	0.70	$3,181
-	Candler		$0
51	Carroll	10	$4,669
45	Catoosa	6	$9,760
36	Charlton	8	$18,617
-	Chatham		$0
-	Chattahoochee		$0
16	Chattooga	50	$133,000
-	Cherokee		$0
44	Clarke	7	$11,175
-	Clay		$0
-	Clayton		$0
15	Clinch	40	$181,760
41	Cobb	3	$14,850
-	Coffee		$0
2	Colquitt	1,150	$3,335,000
-	Columbia		$0
12	Cook	77	$308,000
-	Coweta		$0
-	Crawford		$0
35	Crisp	5	$21,920
-	Dade		$0
-	Dawson		$0
13	Decatur	91	$304,800
-	DeKalb		$0
-	Dodge		$0
-	Dooly		$0
-	Dougherty		$0
-	Douglas		$0
-	Early		$0
1	Echols	850	$7,775,000
-	Effingham		$0
56	Elbert	2	$3,200
-	Emanuel		$0
37	Evans	10	$18,000
49	Fannin	5	$5,250
30	Fayette	7	$33,600
55	Floyd	0.40	$3,510
-	Forsyth		$0
-	Franklin		$0
52	Fulton	1	$4,544

Rank	County	Acres	Farm gate Value
23	Gilmer	50	$49,500
33	Glascock	18	$25,260
-	Glynn		$0
40	Gordon	4	$15,522
4	Grady	268	$2,191,200
-	Greene		$0
-	Gwinnett		$0
43	Habersham	10	$11,730
20	Hall	17	$74,960
-	Hancock		$0
-	Haralson		$0
46	Harris	2	$9,088
-	Hart		$0
-	Heard		$0
-	Henry		$0
-	Houston		$0
-	Irwin		$0
-	Jackson		$0
-	Jasper		$0
-	Jeff Davis		$0
-	Jefferson		$0
-	Jenkins		$0
54	Johnson	2	$3,920
-	Jones		$0
-	Lamar		$0
22	Lanier	15	$68,160
-	Laurens		$0
-	Lee		$0
-	Liberty		$0
-	Lincoln		$0
31	Long	18	$32,000
5	Lowndes	149	$1,909,120
-	Lumpkin		$0
8	Macon	150	$936,875
-	Madison		$0
53	Marion	2	$4,200
-	McDuffie		$0
-	McIntosh		$0
-	Meriwether		$0
-	Miller		$0
17	Mitchell	41	$96,604
-	Monroe		$0
-	Montgomery		$0
-	Morgan		$0
-	Murray		$0
-	Muscogee		$0
58	Newton	0.50	$2,000
-	Oconee		$0
-	Oglethorpe		$0
42	Paulding	4	$12,800
-	Peach		$0
-	Pickens		$0
21	Pierce	36	$72,100
-	Pike		$0
-	Polk		$0
-	Pulaski		$0
-	Putnam		$0
-	Quitman		$0
19	Rabun	17	$75,922
-	Randolph		$0

Rank	County	Acres	Farm gate Value
64	Richmond	1	$374
62	Rockdale	1	$1,200
-	Schley		$0
-	Screven		$0
24	Seminole	15	$45,000
-	Spalding		$0
-	Stephens		$0
-	Stewart		$0
32	Sumter	20	$29,920
-	Talbot		$0
-	Taliaferro		$0
11	Tattnall	100	$454,400
-	Taylor		$0
-	Telfair		$0
63	Terrell	0.20	$909
-	Thomas		$0
3	Tift	295	$2,244,000
7	Toombs	209	$949,696
60	Towns	1	$1,496
-	Treutlen		$0
-	Troup		$0
26	Turner	10	$44,000
-	Twiggs		$0
28	Union	8	$36,352
-	Upson		$0
39	Walker	5	$16,000
-	Walton		$0
14	Ware	60	$260,704
34	Warren	21	$23,058
50	Washington	2	$4,800
27	Wayne	8	$40,200
-	Webster		$0
-	Wheeler		$0
61	White	3	$1,346
-	Whitfield		$0
31	Wilcox	20	$32,000
-	Wilkes		$0
-	Wilkinson		$0
9	Worth	204	$926,976
	Totals & Avg.	**4,587**	**$24,773,024**

Percent of Vegetables 2.48%

Top Ten Counties by Value - Squash (yellow & winter)

County	Acres	Farm gate Value
Echols	850	$7,775,000
Colquitt	1,150	$3,335,000
Tift	295	$2,244,000
Grady	268	$2,191,200
Lowndes	149	$1,909,120
Brooks	293	$1,121,250
Toombs	209	$949,696
Macon	150	$936,875
Worth	204	$926,976
Bacon	124	$553,110

Top Ten Counties

For Squash (yellow & winter)

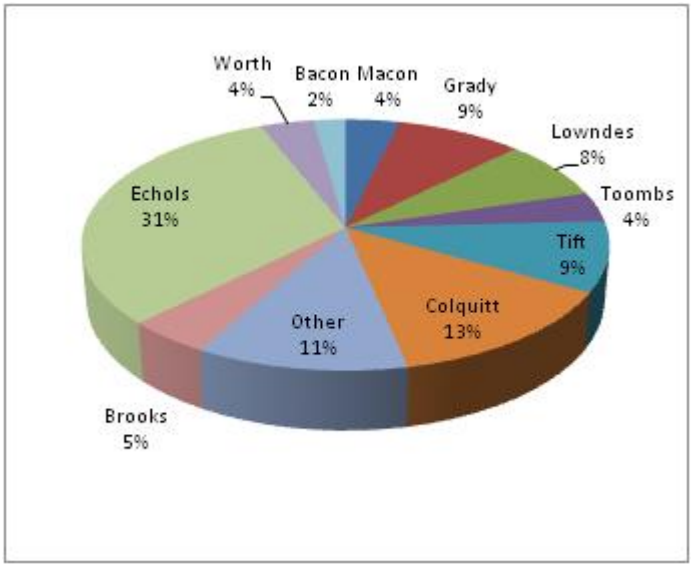

Sweet Corn Farm Gate Value 2013

Rank	County	Acres	Farm gate Value
41	Appling	10	$36,000
36	Atkinson	10	$42,000
36	Bacon	10	$42,000
7	Baker	200	$1,500,000
44	Baldwin	15	$32,813
49	Banks	15	$23,400
68	Barrow	2	$1,900
-	Bartow		$0
62	Ben Hill	6	$5,424
-	Berrien		$0
-	Bibb		$0
-	Bleckley		$0
-	Brantley		$0
28	Brooks	180	$95,400
-	Bryan		$0
12	Bulloch	351	$919,591
-	Burke		$0
-	Butts		$0
-	Calhoun		$0
66	Camden	0.70	$2,100
29	Candler	35	$92,300
51	Carroll	20	$21,750
58	Catoosa	8	$10,250
59	Charlton	6	$9,360
47	Chatham	5	$25,000
-	Chattahoochee		$0
23	Chattooga	80	$168,000
-	Cherokee		$0
67	Clarke	5	$2,000
-	Clay		$0
55	Clayton	20	$15,600
-	Clinch		$0
-	Cobb		$0
33	Coffee	15	$54,000
11	Colquitt	400	$960,000
-	Columbia		$0
-	Cook		$0
39	Coweta	25	$39,000
-	Crawford		$0
31	Crisp	32	$75,000
35	Dade	30	$42,750
50	Dawson	16	$23,232
1	Decatur	11,727	$52,889,744
-	DeKalb		$0
25	Dodge	40	$144,000
-	Dooly		$0
69	Dougherty	2	$13
-	Douglas		$0
-	Early		$0
15	Echols	100	$375,000
-	Effingham		$0
30	Elbert	50	$90,000
-	Emanuel		$0
16	Evans	100	$360,000
40	Fannin	12	$37,800
41	Fayette	20	$36,000
54	Floyd	5	$16,596
-	Forsyth		$0
-	Franklin		$0
-	Fulton		$0

Rank	County	Acres	Farm gate Value
27	Gilmer	50	$112,000
52	Glascock	10	$21,000
-	Glynn		$0
64	Gordon	2	$4,200
8	Grady	500	$1,440,000
65	Greene	5	$4,175
-	Gwinnett		$0
17	Habersham	300	$326,700
22	Hall	75	$210,000
-	Hancock		$0
47	Haralson	50	$25,000
-	Harris		$0
37	Hart	12	$41,760
-	Heard		$0
-	Henry		$0
-	Houston		$0
53	Irwin	6	$18,000
-	Jackson		$0
-	Jasper		$0
-	Jeff Davis		$0
-	Jefferson		$0
-	Jenkins		$0
42	Johnson	35	$35,700
-	Jones		$0
-	Lamar		$0
-	Lanier		$0
-	Laurens		$0
-	Lee		$0
-	Liberty		$0
-	Lincoln		$0
43	Long	19	$34,680
-	Lowndes		$0
46	Lumpkin	12	$25,200
-	Macon		$0
-	Madison		$0
60	Marion	19	$7,980
-	McDuffie		$0
-	McIntosh		$0
-	Meriwether		$0
6	Miller	300	$1,620,000
2	Mitchell	6,826	$28,669,200
-	Monroe		$0
-	Montgomery		$0
-	Morgan		$0
-	Murray		$0
-	Muscogee		$0
36	Newton	15	$42,000
63	Oconee	3	$5,400
-	Oglethorpe		$0
21	Paulding	100	$240,000
-	Peach		$0
-	Pickens		$0
-	Pierce		$0
-	Pike		$0
-	Polk		$0
-	Pulaski		$0
19	Putnam	120	$302,400
-	Quitman		$0
13	Rabun	262	$854,800
-	Randolph		$0

Rank	County	Acres	Farm gate Value
20	Richmond	75	$242,500
57	Rockdale	5	$11,400
-	Schley		$0
52	Screven	5	$21,000
5	Seminole	550	$1,925,000
-	Spalding		$0
-	Stephens		$0
-	Stewart		$0
48	Sumter	15	$24,000
38	Talbot	80	$40,320
-	Taliaferro		$0
10	Tattnall	350	$1,050,000
-	Taylor		$0
-	Telfair		$0
-	Terrell		$0
-	Thomas		$0
4	Tift	650	$3,097,500
3	Toombs	800	$3,600,000
32	Towns	48	$54,234
-	Treutlen		$0
-	Troup		$0
-	Turner		$0
-	Twiggs		$0
14	Union	100	$399,300
-	Upson		$0
45	Walker	30	$28,314
36	Walton	35	$42,000
56	Ware	7	$13,440
24	Warren	160	$146,920
34	Washington	30	$46,800
26	Wayne	27	$118,900
-	Webster		$0
-	Wheeler		$0
18	White	130	$304,200
-	Whitfield		$0
-	Wilcox		$0
-	Wilkes		$0
61	Wilkinson	5	$5,700
9	Worth	500	$1,200,000
	Totals & Avg.	**25,876**	**$104,599,745**

Percent of Vegetables 10.48%

Top Ten Counties by Value - Sweet Corn

County	Acres	Farm gate Value
Decatur	11,727	$52,889,744
Mitchell	6,826	$28,669,200
Toombs	800	$3,600,000
Tift	650	$3,097,500
Seminole	550	$1,925,000
Miller	300	$1,620,000
Baker	200	$1,500,000
Grady	500	$1,440,000
Worth	500	$1,200,000
Tattnall	350	$1,050,000

Top Ten Counties

For Sweet Corn

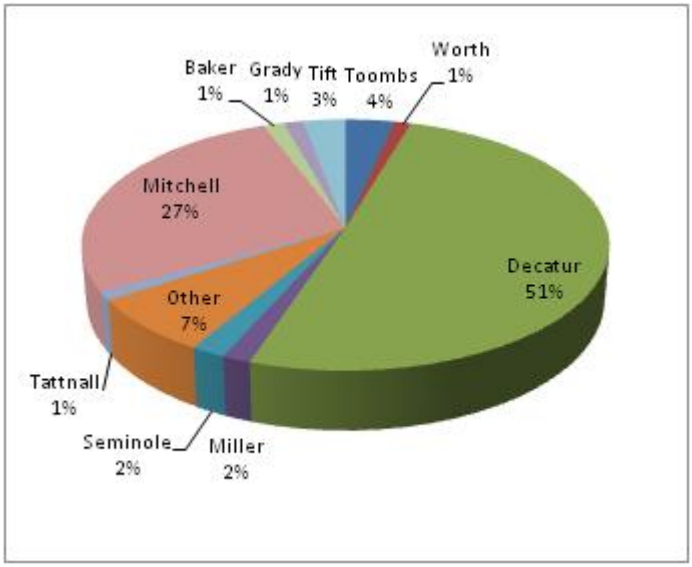

Tomato Farm Gate Value 2013

Rank	County	Acres	Farm gate Value
24	Appling	17	$171,750
32	Atkinson	8	$115,200
51	Bacon	2	$39,150
-	Baker		$0
59	Baldwin	8	$21,600
-	Banks		$0
-	Barrow		$0
57	Bartow	4	$25,200
50	Ben Hill	2	$40,500
39	Berrien	14	$86,100
-	Bibb		$0
-	Bleckley		$0
-	Brantley		$0
12	Brooks	45	$513,000
-	Bryan		$0
41	Bulloch	9	$72,188
52	Burke	3	$36,000
-	Butts		$0
-	Calhoun		$0
61	Camden	0.90	$15,930
69	Candler	3	$5,070
9	Carroll	18	$652,500
62	Catoosa	11	$14,715
54	Charlton	2	$31,800
-	Chatham		$0
-	Chattahoochee		$0
10	Chattooga	40	$532,800
-	Cherokee		$0
36	Clarke	10	$96,000
-	Clay		$0
-	Clayton		$0
15	Clinch	25	$442,500
25	Cobb	10	$169,000
49	Coffee	3	$43,200
2	Colquitt	500	$10,800,000
-	Columbia		$0
11	Cook	30	$531,000
58	Coweta	7	$25,050
-	Crawford		$0
40	Crisp	5	$84,000
23	Dade	10	$177,000
-	Dawson		$0
1	Decatur	1,333	$18,355,500
-	DeKalb		$0
40	Dodge	20	$84,000
-	Dooly		$0
-	Dougherty		$0
-	Douglas		$0
-	Early		$0
8	Echols	35	$847,000
-	Effingham		$0
21	Elbert	13	$187,200
-	Emanuel		$0
-	Evans		$0
67	Fannin	4	$7,200
19	Fayette	17	$300,900
65	Floyd	0.80	$10,200
-	Forsyth		$0
-	Franklin		$0
60	Fulton	1	$17,700

Rank	County	Acres	Farm gate Value
18	Gilmer	60	$345,000
43	Glascock	5	$69,750
-	Glynn		$0
45	Gordon	6	$54,000
4	Grady	200	$3,330,000
46	Greene	3	$53,100
-	Gwinnett		$0
13	Habersham	45	$510,000
17	Hall	20	$354,000
-	Hancock		$0
68	Haralson	10	$5,520
28	Harris	10	$144,000
47	Hart	6	$48,600
-	Heard		$0
-	Henry		$0
-	Houston		$0
30	Irwin	7	$121,800
-	Jackson		$0
72	Jasper	2	$44
-	Jeff Davis		$0
-	Jefferson		$0
-	Jenkins		$0
-	Johnson		$0
-	Jones		$0
-	Lamar		$0
-	Lanier		$0
-	Laurens		$0
-	Lee		$0
-	Liberty		$0
-	Lincoln		$0
26	Long	20	$168,600
-	Lowndes		$0
-	Lumpkin		$0
29	Macon	18	$129,600
-	Madison		$0
-	Marion		$0
-	McDuffie		$0
-	McIntosh		$0
-	Meriwether		$0
-	Miller		$0
22	Mitchell	17	$183,600
-	Monroe		$0
-	Montgomery		$0
-	Morgan		$0
-	Murray		$0
-	Muscogee		$0
44	Newton	6	$69,000
56	Oconee	3	$30,600
14	Oglethorpe	25	$470,156
59	Paulding	3	$21,600
-	Peach		$0
-	Pickens		$0
-	Pierce		$0
-	Pike		$0
42	Polk	5	$72,100
-	Pulaski		$0
64	Putnam	4	$10,800
-	Quitman		$0
3	Rabun	207	$4,375,620
-	Randolph		$0

Rank	County	Acres	Farm gate Value
38	Richmond	10	$92,813
31	Rockdale	10	$120,000
-	Schley		$0
-	Screven		$0
6	Seminole	75	$1,012,500
-	Spalding		$0
-	Stephens		$0
-	Stewart		$0
-	Sumter		$0
-	Talbot		$0
-	Taliaferro		$0
53	Tattnall	2	$35,400
-	Taylor		$0
-	Telfair		$0
71	Terrell	0.10	$1,770
-	Thomas		$0
5	Tift	105	$1,944,000
34	Toombs	9	$108,000
70	Towns	1	$2,040
-	Treutlen		$0
-	Troup		$0
48	Turner	4	$44,000
-	Twiggs		$0
20	Union	15	$265,500
-	Upson		$0
37	Walker	15	$93,750
27	Walton	9	$159,300
35	Ware	14	$100,800
55	Warren	3	$31,500
66	Washington	5	$9,000
33	Wayne	10	$109,600
-	Webster		$0
-	Wheeler		$0
16	White	21	$433,650
63	Whitfield	1	$13,500
-	Wilcox		$0
-	Wilkes		$0
-	Wilkinson		$0
7	Worth	52	$920,400
	Totals & Avg.	**3,251**	**$50,615,965**

Percent of Vegetables 5.07%

Top Ten Counties by Value - Tomato

County	Acres	Farm gate Value
Decatur	1,333	$18,355,500
Colquitt	500	$10,800,000
Rabun	207	$4,375,620
Grady	200	$3,330,000
Tift	105	$1,944,000
Seminole	75	$1,012,500
Worth	52	$920,400
Echols	35	$847,000
Carroll	18	$652,500
Chattooga	40	$532,800

Top Ten Counties

For Tomato

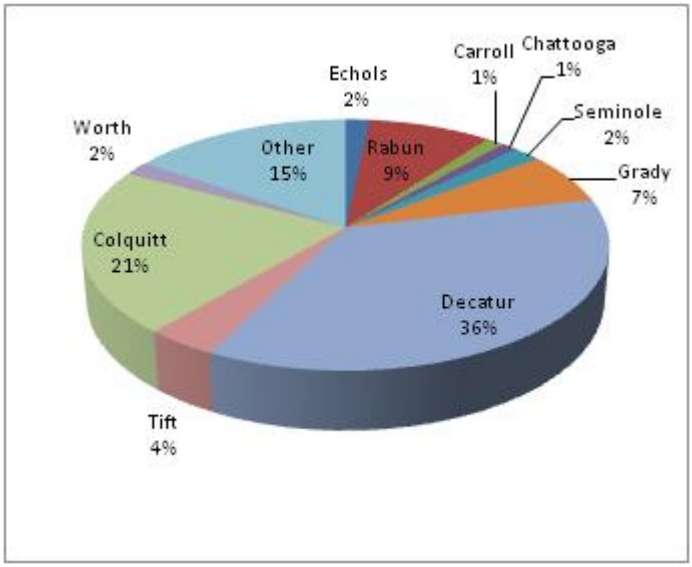

Watermelon Farm Gate Value 2013

Rank	County	Acres	Farm gate Value
28	Appling	100	$576,000
63	Atkinson	2	$16,200
51	Bacon	5	$54,000
41	Baker	40	$144,250
48	Baldwin	20	$82,800
-	Banks		$0
-	Barrow		$0
-	Bartow		$0
11	Ben Hill	358	$5,155,200
8	Berrien	1,149	$6,656,250
-	Bibb		$0
-	Bleckley		$0
71	Brantley	3	$4,590
20	Brooks	210	$1,417,500
-	Bryan		$0
15	Bulloch	430	$3,296,475
44	Burke	20	$113,760
-	Butts		$0
-	Calhoun		$0
-	Camden		$0
22	Candler	275	$1,160,156
50	Carroll	10	$61,815
74	Catoosa	8	$1,580
-	Charlton		$0
-	Chatham		$0
-	Chattahoochee		$0
49	Chattooga	15	$67,500
-	Cherokee		$0
-	Clarke		$0
-	Clay		$0
-	Clayton		$0
-	Clinch		$0
-	Cobb		$0
37	Coffee	27	$243,000
7	Colquitt	1,200	$6,660,000
-	Columbia		$0
6	Cook	880	$8,883,000
55	Coweta	8	$33,120
-	Crawford		$0
2	Crisp	2,048	$13,766,025
31	Dade	95	$473,920
-	Dawson		$0
35	Decatur	24	$377,600
-	DeKalb		$0
12	Dodge	650	$4,972,500
5	Dooly	900	$8,910,000
67	Dougherty	2	$8,320
-	Douglas		$0
-	Early		$0
32	Echols	15	$459,000
-	Effingham		$0
66	Elbert	2	$10,800
-	Emanuel		$0
46	Evans	35	$87,500
69	Fannin	2	$5,760
-	Fayette		$0
70	Floyd	2	$5,082
-	Forsyth		$0
34	Franklin	75	$426,600
-	Fulton		$0

Rank	County	Acres	Farm gate Value
72	Gilmer	2	$3,040
62	Glascock	3	$21,600
-	Glynn		$0
64	Gordon	1	$11,700
39	Grady	25	$189,000
-	Greene		$0
-	Gwinnett		$0
44	Habersham	20	$113,760
47	Hall	15	$85,320
-	Hancock		$0
-	Haralson		$0
68	Harris	2	$8,216
58	Hart	8	$27,360
-	Heard		$0
-	Henry		$0
-	Houston		$0
23	Irwin	111	$999,000
-	Jackson		$0
-	Jasper		$0
-	Jeff Davis		$0
-	Jefferson		$0
-	Jenkins		$0
73	Johnson	30	$2,100
-	Jones		$0
-	Lamar		$0
45	Lanier	25	$94,800
-	Laurens		$0
14	Lee	358	$3,539,250
-	Liberty		$0
-	Lincoln		$0
29	Long	90	$511,920
53	Lowndes	5	$36,000
-	Lumpkin		$0
21	Macon	105	$1,228,500
-	Madison		$0
40	Marion	119	$171,360
-	McDuffie		$0
-	McIntosh		$0
-	Meriwether		$0
30	Miller	70	$476,000
42	Mitchell	19	$123,120
-	Monroe		$0
-	Montgomery		$0
-	Morgan		$0
-	Murray		$0
-	Muscogee		$0
-	Newton		$0
-	Oconee		$0
-	Oglethorpe		$0
-	Paulding		$0
76	Peach	6	$300
-	Pickens		$0
75	Pierce	7	$410
-	Pike		$0
-	Polk		$0
27	Pulaski	244	$601,704
-	Putnam		$0
-	Quitman		$0
-	Rabun		$0
-	Randolph		$0

Rank	County	Acres	Farm gate Value
33	Richmond	60	$441,000
57	Rockdale	5	$28,440
61	Schley	7	$22,750
43	Screven	10	$117,000
19	Seminole	225	$2,700,000
-	Spalding		$0
-	Stephens		$0
-	Stewart		$0
13	Sumter	670	$3,618,000
38	Talbot	95	$213,750
-	Taliaferro		$0
18	Tattnall	500	$2,844,000
17	Taylor	450	$3,093,750
10	Telfair	607	$5,463,000
24	Terrell	138	$988,080
52	Thomas	6	$38,880
1	Tift	1,975	$17,626,500
16	Toombs	361	$3,249,000
-	Towns		$0
-	Treutlen		$0
-	Troup		$0
4	Turner	1,718	$11,315,796
-	Twiggs		$0
54	Union	6	$34,128
-	Upson		$0
59	Walker	5	$27,000
60	Walton	4	$22,752
-	Ware		$0
36	Warren	76	$372,400
65	Washington	4	$11,200
26	Wayne	100	$640,000
-	Webster		$0
25	Wheeler	177	$827,939
-	White		$0
-	Whitfield		$0
3	Wilcox	1,750	$11,812,500
-	Wilkes		$0
56	Wilkinson	8	$31,680
9	Worth	721	$5,840,100
	Totals & Avg.	**19,551**	**$143,754,408**

Percent of Vegetables 14.41%

Top Ten Counties by Value - Watermelon

County	Acres	Farm gate Value
Tift	1,975	$17,626,500
Crisp	2,048	$13,766,025
Wilcox	1,750	$11,812,500
Turner	1,718	$11,315,796
Dooly	900	$8,910,000
Cook	880	$8,883,000
Colquitt	1,200	$6,660,000
Berrien	1,149	$6,656,250
Worth	721	$5,840,100
Telfair	607	$5,463,000

Top Ten Counties

For Watermelon

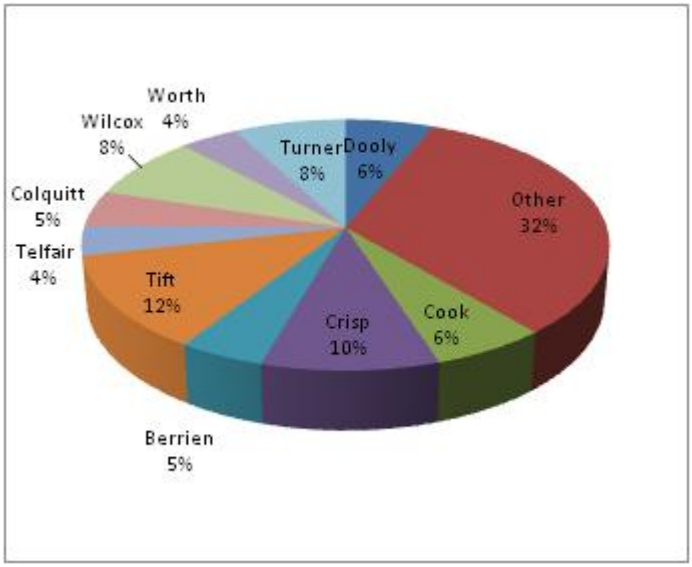

Zucchini Farm Gate Value 2013

Rank	County	Acres	Farm gate Value
19	Appling	9	$24,300
-	Atkinson		$0
-	Bacon		$0
-	Baker		$0
-	Baldwin		$0
-	Banks		$0
-	Barrow		$0
-	Bartow		$0
-	Ben Hill		$0
12	Berrien	51	$183,600
-	Bibb		$0
-	Bleckley		$0
-	Brantley		$0
3	Brooks	590	$3,396,000
-	Bryan		$0
-	Bulloch		$0
-	Burke		$0
-	Butts		$0
-	Calhoun		$0
28	Camden	0.20	$1,704
-	Candler		$0
21	Carroll	2	$10,150
-	Catoosa		$0
-	Charlton		$0
-	Chatham		$0
-	Chattahoochee		$0
13	Chattooga	15	$90,000
-	Cherokee		$0
20	Clarke	3	$13,500
-	Clay		$0
-	Clayton		$0
-	Clinch		$0
-	Cobb		$0
-	Coffee		$0
1	Colquitt	1,600	$10,685,000
-	Columbia		$0
10	Cook	40	$399,600
27	Coweta	2	$3,330
-	Crawford		$0
-	Crisp		$0
-	Dade		$0
-	Dawson		$0
11	Decatur	25	$202,500
-	DeKalb		$0
-	Dodge		$0
-	Dooly		$0
-	Dougherty		$0
-	Douglas		$0
-	Early		$0
4	Echols	200	$1,720,000
-	Effingham		$0
-	Elbert		$0
-	Emanuel		$0
-	Evans		$0
26	Fannin	4	$4,840
23	Fayette	1	$8,520
-	Floyd		$0
-	Forsyth		$0
-	Franklin		$0
23	Fulton	1	$8,520

Rank	County	Acres	Farm gate Value
29	Gilmer	2	$1,380
-	Glascock		$0
-	Glynn		$0
-	Gordon		$0
7	Grady	70	$514,500
-	Greene		$0
-	Gwinnett		$0
17	Habersham	5	$42,600
17	Hall	5	$42,600
-	Hancock		$0
-	Haralson		$0
-	Harris		$0
-	Hart		$0
-	Heard		$0
-	Henry		$0
-	Houston		$0
-	Irwin		$0
-	Jackson		$0
-	Jasper		$0
-	Jeff Davis		$0
-	Jefferson		$0
-	Jenkins		$0
-	Johnson		$0
-	Jones		$0
-	Lamar		$0
-	Lanier		$0
-	Laurens		$0
-	Lee		$0
-	Liberty		$0
-	Lincoln		$0
17	Long	5	$42,600
15	Lowndes	15	$50,400
-	Lumpkin		$0
-	Macon		$0
-	Madison		$0
-	Marion		$0
-	McDuffie		$0
-	McIntosh		$0
-	Meriwether		$0
-	Miller		$0
6	Mitchell	72	$613,440
-	Monroe		$0
-	Montgomery		$0
-	Morgan		$0
-	Murray		$0
-	Muscogee		$0
-	Newton		$0
-	Oconee		$0
-	Oglethorpe		$0
22	Paulding	2	$9,000
-	Peach		$0
-	Pickens		$0
-	Pierce		$0
-	Pike		$0
-	Polk		$0
-	Pulaski		$0
-	Putnam		$0
-	Quitman		$0
24	Rabun	1	$8,100
-	Randolph		$0

Rank	County	Acres	Farm gate Value
-	Richmond		$0
25	Rockdale	2	$7,500
-	Schley		$0
-	Screven		$0
-	Seminole		$0
-	Spalding		$0
-	Stephens		$0
-	Stewart		$0
16	Sumter	15	$43,290
14	Talbot	10	$85,200
-	Taliaferro		$0
-	Tattnall		$0
-	Taylor		$0
-	Telfair		$0
-	Terrell		$0
-	Thomas		$0
2	Tift	385	$7,560,000
9	Toombs	50	$426,000
-	Towns		$0
-	Treutlen		$0
-	Troup		$0
8	Turner	57	$481,380
-	Twiggs		$0
17	Union	5	$42,600
-	Upson		$0
-	Walker		$0
-	Walton		$0
5	Ware	57	$649,800
-	Warren		$0
-	Washington		$0
18	Wayne	3	$24,540
-	Webster		$0
-	Wheeler		$0
-	White		$0
-	Whitfield		$0
-	Wilcox		$0
-	Wilkes		$0
-	Wilkinson		$0
-	Worth		$0
	Totals & Avg.	**3,304**	**$27,396,494**

Percent of Vegetables 2.75%

Top Ten Counties by Value - Zucchini

County	Acres	Farm gate Value
Colquitt	1,600	$10,685,000
Tift	385	$7,560,000
Brooks	590	$3,396,000
Echols	200	$1,720,000
Ware	57	$649,800
Mitchell	72	$613,440
Grady	70	$514,500
Turner	57	$481,380
Toombs	50	$426,000
Cook	40	$399,600

Top Ten Counties

For Zucchini

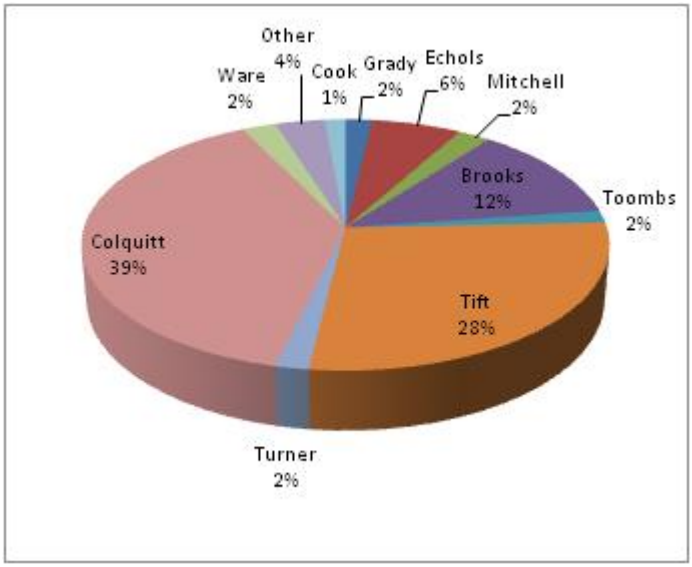

Total Vegetable Value

Rank	County	Farm gate
50	Appling	$1,144,813
75	Atkinson	$441,479
38	Bacon	$2,143,440
41	Baker	$1,915,800
89	Baldwin	$141,600
118	Banks	$23,400
123	Barrow	$16,900
63	Bartow	$790,905
24	Ben Hill	$7,015,789
23	Berrien	$7,637,804
-	Bibb	$0
117	Bleckley	$23,634
126	Brantley	$4,590
6	Brooks	$53,716,068
-	Bryan	$0
11	Bulloch	$17,412,913
62	Burke	$810,373
-	Butts	$0
-	Calhoun	$0
111	Camden	$41,524
15	Candler	$14,908,526
37	Carroll	$2,292,528
91	Catoosa	$130,764
103	Charlton	$69,118
116	Chatham	$25,000
-	Chattahoochee	$0
43	Chattooga	$1,681,058
76	Cherokee	$373,750
52	Clarke	$1,007,065
-	Clay	$0
124	Clayton	$15,600
48	Clinch	$1,339,840
81	Cobb	$269,650
72	Coffee	$478,690
1	Colquitt	$208,222,040
129	Columbia	$2,100
9	Cook	$19,566,225
93	Coweta	$123,759
-	Crawford	$0
14	Crisp	$15,656,069
46	Dade	$1,433,480
83	Dawson	$259,482
4	Decatur	$77,152,262
-	DeKalb	$0
27	Dodge	$6,801,988
19	Dooly	$10,363,931
112	Dougherty	$41,238
-	Douglas	$0
125	Early	$9,000
2	Echols	$118,732,055
-	Effingham	$0
79	Elbert	$297,248
69	Emanuel	$546,600
21	Evans	$8,630,150

Rank	County	Farm gate
77	Fannin	$337,056
71	Fayette	$509,000
109	Floyd	$46,304
97	Forsyth	$97,784
66	Franklin	$734,600
65	Fulton	$737,750
60	Gilmer	$849,660
90	Glascock	$137,610
128	Glynn	$4,000
68	Gordon	$573,109
8	Grady	$21,151,919
105	Greene	$59,525
131	Gwinnett	$28
26	Habersham	$6,838,363
36	Hall	$2,328,052
70	Hancock	$542,300
114	Haralson	$34,570
55	Harris	$894,528
54	Hart	$919,338
116	Heard	$25,000
-	Henry	$0
-	Houston	$0
42	Irwin	$1,686,851
101	Jackson	$77,236
130	Jasper	$44
61	Jeff Davis	$844,200
95	Jefferson	$109,400
74	Jenkins	$442,363
110	Johnson	$45,433
121	Jones	$20,000
-	Lamar	$0
87	Lanier	$162,960
104	Laurens	$61,250
28	Lee	$5,948,946
94	Liberty	$120,200
98	Lincoln	$90,000
40	Long	$2,070,853
13	Lowndes	$16,608,674
86	Lumpkin	$166,492
34	Macon	$2,638,620
-	Madison	$0
67	Marion	$582,853
-	McDuffie	$0
-	McIntosh	$0
-	Meriwether	$0
35	Miller	$2,418,400
7	Mitchell	$32,193,965
-	Monroe	$0
30	Montgomery	$4,690,080
-	Morgan	$0
-	Murray	$0
-	Muscogee	$0
51	Newton	$1,045,404
113	Oconee	$36,000

Rank	County	Farm gate
73	Oglethorpe	$470,156
64	Paulding	$753,700
107	Peach	$56,700
85	Pickens	$175,000
102	Pierce	$72,510
96	Pike	$100,000
100	Polk	$81,888
33	Pulaski	$3,016,424
78	Putnam	$313,200
-	Quitman	$0
25	Rabun	$6,884,003
-	Randolph	$0
57	Richmond	$883,791
82	Rockdale	$268,051
119	Schley	$22,750
58	Screven	$873,310
20	Seminole	$9,853,225
99	Spalding	$85,000
127	Stephens	$4,200
-	Stewart	$0
18	Sumter	$10,658,471
45	Talbot	$1,590,555
-	Taliaferro	$0
12	Tattnall	$17,151,650
31	Taylor	$3,411,500
29	Telfair	$5,567,895
44	Terrell	$1,649,063
84	Thomas	$229,017
3	Tift	$104,571,575
5	Toombs	$69,658,417
106	Towns	$58,970
47	Treutlen	$1,356,480
-	Troup	$0
16	Turner	$14,042,277
122	Twiggs	$19,500
39	Union	$2,140,675
115	Upson	$27,000
80	Walker	$274,908
53	Walton	$930,865
32	Ware	$3,160,984
59	Warren	$871,008
92	Washington	$124,020
22	Wayne	$8,153,805
-	Webster	$0
49	Wheeler	$1,337,373
56	White	$886,328
120	Whitfield	$21,012
17	Wilcox	$13,775,150
108	Wilkes	$50,000
88	Wilkinson	$162,270
10	Worth	$19,389,308
	Totals & Avg.	**$997,774,942**

2013 Ornamental Horticulture Farm Gate Value

$562,469,506

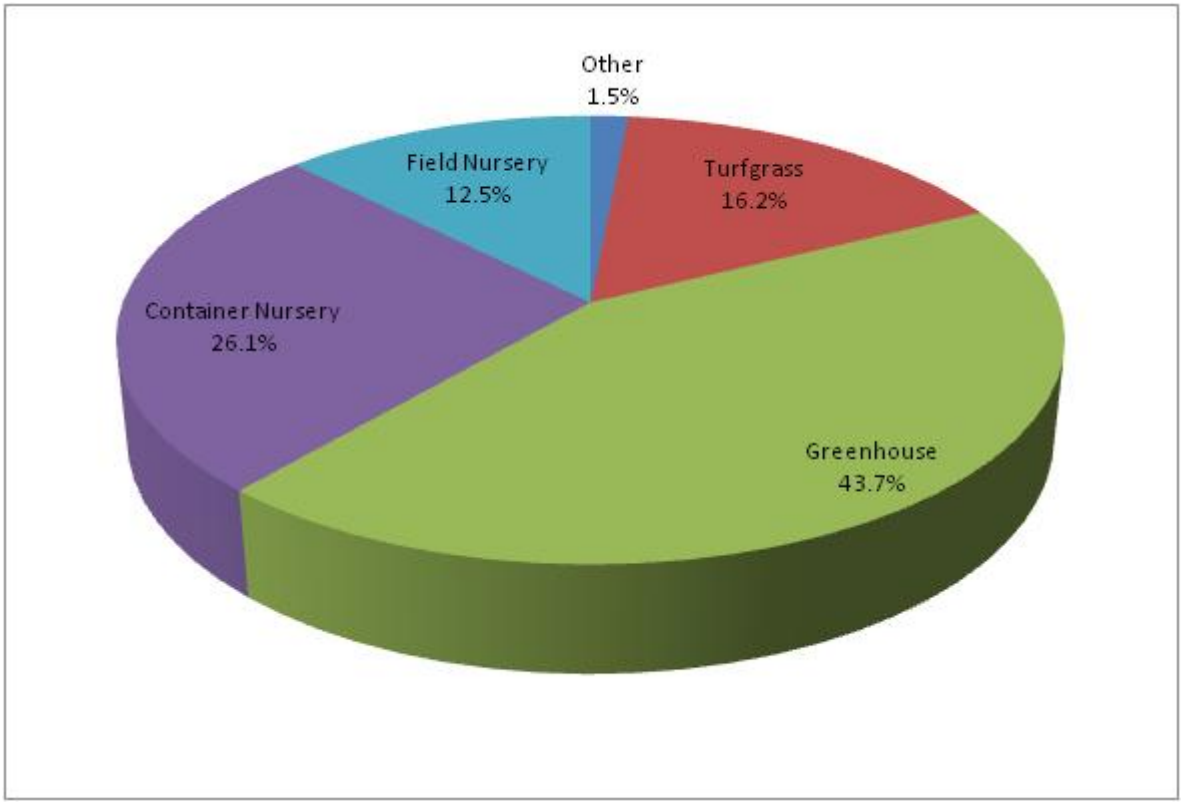

Container Nursery Farm Gate Value 2013

Rank	County	Acres	$/Acre	Farm gate
43	Appling	6	$38,960.00	$214,280
54	Atkinson	1	$38,960.00	$38,960
28	Bacon	18	$38,960.00	$701,280
27	Baker	19	$38,960.00	$740,240
40	Baldwin	7	$38,960.00	$272,720
30	Banks	15	$38,960.00	$584,400
-	Barrow			$0
49	Bartow	4	$38,960.00	$155,840
29	Ben Hill	18	$38,000.00	$684,000
33	Berrien	12	$38,960.00	$467,520
-	Bibb			$0
35	Bleckley	10	$38,960.00	$389,600
-	Brantley			$0
-	Brooks			$0
42	Bryan	6	$38,960.00	$233,760
21	Bulloch	36	$34,500.00	$1,242,000
30	Burke	15	$38,960.00	$584,400
22	Butts	30	$38,960.00	$1,168,800
-	Calhoun			$0
26	Camden	20	$38,960.00	$779,200
54	Candler	1	$38,960.00	$38,960
30	Carroll	15	$38,960.00	$584,400
38	Catoosa	10	$30,000.00	$300,000
35	Charlton	10	$38,960.00	$389,600
-	Chatham			$0
-	Chattahoochee			$0
41	Chattooga	5	$54,120.00	$270,600
42	Cherokee	6	$38,960.00	$233,760
6	Clarke	100	$38,960.00	$3,896,000
-	Clay			$0
16	Clayton	45	$40,969.00	$1,843,605
46	Clinch	5	$38,960.00	$194,800
7	Cobb	20	$150,000.00	$3,000,000
46	Coffee	5	$38,960.00	$194,800
17	Colquitt	42	$38,960.00	$1,636,320
18	Columbia	40	$40,000.00	$1,600,000
35	Cook	10	$38,960.00	$389,600
35	Coweta	10	$38,960.00	$389,600
4	Crawford	150	$38,960.00	$5,844,000
49	Crisp	4	$38,960.00	$155,840
54	Dade	1	$38,960.00	$38,960
49	Dawson	4	$38,960.00	$155,840
11	Decatur	66	$38,960.00	$2,571,360
-	DeKalb			$0
50	Dodge	3	$38,960.00	$116,880
-	Dooly			$0
52	Dougherty	2	$38,960.00	$77,920
33	Douglas	12	$38,960.00	$467,520
57	Early	0.50	$38,960.00	$19,480
-	Echols			$0
26	Effingham	20	$38,960.00	$779,200
46	Elbert	5	$38,960.00	$194,800
53	Emanuel	1	$38,960.00	$50,648
19	Evans	40	$38,960.00	$1,558,400
48	Fannin	4	$39,000.00	$156,000
19	Fayette	40	$38,960.00	$1,558,400
36	Floyd	8	$40,000.00	$320,000
22	Forsyth	30	$38,960.00	$1,168,800
49	Franklin	4	$38,960.00	$155,840
5	Fulton	125	$38,000.00	$4,750,000

Rank	County	Acres	$/Acre	Farm gate
31	Gilmer	14	$38,960.00	$545,440
-	Glascock			$0
24	Glynn	25	$38,960.00	$954,520
-	Gordon			$0
2	Grady	310	$38,960.00	$12,077,600
22	Greene	30	$38,960.00	$1,168,800
8	Gwinnett	76	$38,960.00	$2,960,960
23	Habersham	25	$38,960.00	$974,000
33	Hall	12	$38,960.00	$467,520
-	Hancock			$0
-	Haralson			$0
9	Harris	75	$38,960.00	$2,922,000
10	Hart	68	$38,960.00	$2,649,280
-	Heard			$0
31	Henry	14	$38,960.00	$545,440
37	Houston	8	$38,960.00	$311,680
52	Irwin	2	$38,960.00	$77,920
46	Jackson	5	$38,960.00	$194,800
4	Jasper	150	$38,960.00	$5,844,000
-	Jeff Davis			$0
12	Jefferson	62	$38,960.00	$2,415,520
-	Jenkins			$0
39	Johnson	8	$38,960.00	$292,200
45	Jones	5	$39,000.00	$195,000
-	Lamar			$0
54	Lanier	1	$38,960.00	$38,960
-	Laurens			$0
52	Lee	2	$38,960.00	$77,920
57	Liberty	0.50	$38,960.00	$19,480
-	Lincoln			$0
-	Long			$0
6	Lowndes	100	$38,960.00	$3,896,000
32	Lumpkin	14	$38,960.00	$525,960
46	Macon	5	$38,960.00	$194,800
-	Madison			$0
-	Marion			$0
1	McDuffie	860	$38,960.00	$33,505,600
-	McIntosh			$0
13	Meriwether	60	$38,960.00	$2,337,600
-	Miller			$0
51	Mitchell	2	$39,000.00	$78,000
50	Monroe	3	$38,960.00	$116,880
-	Montgomery			$0
-	Morgan			$0
-	Murray			$0
-	Muscogee			$0
58	Newton	1	$10,000.00	$10,000
3	Oconee	152	$38,960.00	$5,921,920
50	Oglethorpe	3	$38,960.00	$116,880
22	Paulding	30	$38,960.00	$1,168,800
47	Peach	5	$35,000.00	$175,000
-	Pickens			$0
50	Pierce	3	$38,960.00	$116,880
28	Pike	18	$38,960.00	$701,280
33	Polk	12	$38,960.00	$467,520
-	Pulaski			$0
-	Putnam			$0
-	Quitman			$0
9	Rabun	75	$38,960.00	$2,922,000
-	Randolph			$0

Rank	County	Acres	$/Acre	Farm gate
17	Richmond	42	$38,960.00	$1,636,320
15	Rockdale	52	$38,960.00	$2,025,920
52	Schley	2	$38,960.00	$77,920
34	Screven	10	$39,785.00	$397,850
55	Seminole	1	$35,000.00	$35,000
44	Spalding	6	$35,000.00	$210,000
54	Stephens	1	$38,960.00	$38,960
20	Stewart	35	$38,960.00	$1,363,600
42	Sumter	6	$38,960.00	$233,760
-	Talbot			$0
-	Taliaferro			$0
52	Tattnall	2	$38,960.00	$77,920
47	Taylor	5	$35,000.00	$175,000
-	Telfair			$0
50	Terrell	3	$38,960.00	$116,880
14	Thomas	55	$38,960.00	$2,142,800
52	Tift	2	$38,960.00	$77,920
15	Toombs	52	$38,960.00	$2,025,920
54	Towns	1	$38,960.00	$38,960
20	Treutlen	35	$38,960.00	$1,363,600
22	Troup	30	$38,960.00	$1,168,800
50	Turner	3	$38,960.00	$116,880
52	Twiggs	2	$38,960.00	$77,920
50	Union	3	$38,960.00	$116,880
-	Upson			$0
-	Walker			$0
-	Walton			$0
-	Ware			$0
46	Warren	5	$38,960.00	$194,800
-	Washington			$0
40	Wayne	7	$38,960.00	$272,720
26	Webster	20	$38,960.00	$779,200
25	Wheeler	21	$38,960.00	$836,471
-	White			$0
42	Whitfield	6	$38,960.00	$233,760
56	Wilcox	0.50	$43,278.00	$21,639
36	Wilkes	8	$40,000.00	$320,000
57	Wilkinson	0.50	$38,960.00	$19,480
46	Worth	5	$38,960.00	$194,800
	Totals & Avg.	**3,716**	**$39,490.81**	**$146,738,773**

Percent of Ornamental Horticulture
26.09%

Top Ten Counties by Value - Container Nursery

County	Acres	Price	Farm gate
McDuffie	860	$38,960.00	$33,505,600
Grady	310	$38,960.00	$12,077,600
Oconee	152	$38,960.00	$5,921,920
Crawford	150	$38,960.00	$5,844,000
Jasper	150	$38,960.00	$5,844,000
Fulton	125	$38,000.00	$4,750,000
Clarke	100	$38,960.00	$3,896,000
Lowndes	100	$38,960.00	$3,896,000
Cobb	20	$150,000.00	$3,000,000
Gwinnett	76	$38,960.00	$2,960,960

Top Ten Counties
For Container Nursery

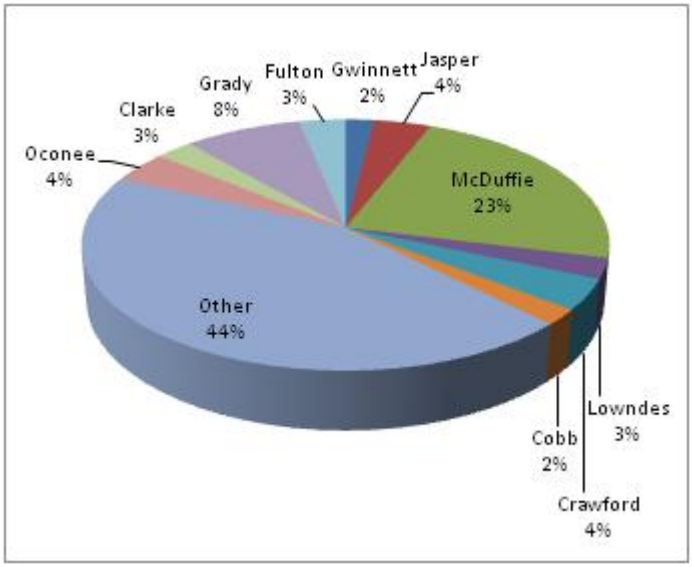

Field Nursery Farm Gate Value 2013

Rank	County	Acres	$/Acre	Farm gate
-	Appling			$0
-	Atkinson			$0
-	Bacon			$0
33	Baker	19	$9,997.00	$189,943
38	Baldwin	14	$9,997.00	$139,958
43	Banks	7	$9,997.00	$69,979
-	Barrow			$0
12	Bartow	120	$9,997.00	$1,199,640
-	Ben Hill			$0
52	Berrien	2	$9,997.00	$19,994
49	Bibb	3	$9,997.00	$29,991
44	Bleckley	6	$9,997.00	$59,982
56	Brantley	0.25	$9,997.00	$2,499
-	Brooks			$0
52	Bryan	2	$9,997.00	$19,994
29	Bulloch	32	$7,750.00	$248,000
-	Burke			$0
11	Butts	125	$9,997.00	$1,249,625
-	Calhoun			$0
41	Camden	9	$9,997.00	$89,973
46	Candler	5	$9,997.00	$49,985
28	Carroll	25	$9,997.00	$249,925
28	Catoosa	25	$9,997.00	$249,925
46	Charlton	5	$9,997.00	$49,985
19	Chatham	55	$9,997.00	$549,835
-	Chattahoochee			$0
36	Chattooga	10	$15,000.00	$150,000
26	Cherokee	33	$9,997.00	$329,901
22	Clarke	50	$9,997.00	$499,850
-	Clay			$0
5	Clayton	350	$10,000.00	$3,500,000
49	Clinch	3	$9,997.00	$29,991
-	Cobb			$0
46	Coffee	5	$9,997.00	$49,985
30	Colquitt	23	$9,997.00	$229,931
18	Columbia	55	$10,000.00	$550,000
-	Cook			$0
-	Coweta			$0
7	Crawford	249	$9,997.00	$2,489,253
48	Crisp	4	$9,997.00	$39,988
46	Dade	5	$9,997.00	$49,985
-	Dawson			$0
31	Decatur	21	$9,997.00	$212,936
-	DeKalb			$0
-	Dodge			$0
-	Dooly			$0
-	Dougherty			$0
-	Douglas			$0
-	Early			$0
-	Echols			$0
28	Effingham	25	$9,997.00	$249,925
32	Elbert	20	$9,997.00	$199,940
-	Emanuel			$0
27	Evans	30	$9,997.00	$299,910
-	Fannin			$0
40	Fayette	10	$9,997.00	$99,970
34	Floyd	18	$10,000.00	$180,000
27	Forsyth	30	$9,997.00	$299,910
40	Franklin	10	$9,997.00	$99,970
16	Fulton	75	$9,000.00	$675,000

Rank	County	Acres	$/Acre	Farm gate
46	Gilmer	5	$9,997.00	$49,985
-	Glascock			$0
-	Glynn			$0
42	Gordon	8	$9,997.00	$79,976
20	Grady	52	$9,997.00	$517,845
27	Greene	30	$9,997.00	$299,910
40	Gwinnett	10	$9,997.00	$99,970
22	Habersham	50	$9,997.00	$499,850
39	Hall	12	$9,997.00	$119,964
38	Hancock	14	$9,997.00	$139,958
-	Haralson			$0
24	Harris	40	$9,997.00	$399,880
6	Hart	270	$9,997.00	$2,699,190
-	Heard			$0
-	Henry			$0
-	Houston			$0
40	Irwin	10	$9,997.00	$99,970
25	Jackson	35	$9,997.00	$349,895
2	Jasper	600	$9,997.00	$5,998,200
-	Jeff Davis			$0
28	Jefferson	25	$9,997.00	$249,925
-	Jenkins			$0
46	Johnson	5	$9,997.00	$49,985
48	Jones	4	$9,997.00	$39,988
8	Lamar	231	$9,997.00	$2,309,307
48	Lanier	4	$9,997.00	$39,988
42	Laurens	8	$9,997.00	$79,976
-	Lee			$0
55	Liberty	1	$9,997.00	$9,997
-	Lincoln			$0
-	Long			$0
35	Lowndes	16	$9,997.00	$159,952
52	Lumpkin	2	$9,997.00	$19,994
-	Macon			$0
-	Madison			$0
-	Marion			$0
-	McDuffie			$0
-	McIntosh			$0
2	Meriwether	600	$9,997.00	$5,998,200
-	Miller			$0
45	Mitchell	5	$10,000.00	$50,000
40	Monroe	10	$9,997.00	$99,970
-	Montgomery			$0
2	Morgan	600	$9,997.00	$5,998,200
23	Murray	49	$9,997.00	$489,853
-	Muscogee			$0
54	Newton	1	$10,000.00	$10,000
1	Oconee	650	$10,000.00	$6,500,000
10	Oglethorpe	175	$9,997.00	$1,749,475
48	Paulding	4	$9,997.00	$39,988
13	Peach	125	$9,000.00	$1,125,000
51	Pickens	3	$9,997.00	$24,993
47	Pierce	17	$3,000.00	$49,500
9	Pike	200	$9,997.00	$1,999,400
-	Polk			$0
4	Pulaski	509	$9,997.00	$5,088,473
-	Putnam			$0
-	Quitman			$0
15	Rabun	85	$9,997.00	$849,745
-	Randolph			$0

Rank	County	Acres	$/Acre	Farm gate
46	Richmond	5	$9,997.00	$49,985
25	Rockdale	35	$9,997.00	$349,895
46	Schley	5	$9,997.00	$49,985
55	Screven	1	$9,997.00	$9,997
50	Seminole	3	$9,000.00	$27,000
36	Spalding	20	$7,500.00	$150,000
55	Stephens	1	$9,997.00	$9,997
-	Stewart			$0
-	Sumter			$0
-	Talbot			$0
-	Taliaferro			$0
52	Tattnall	2	$9,997.00	$19,994
14	Taylor	100	$9,000.00	$900,000
-	Telfair			$0
-	Terrell			$0
39	Thomas	12	$9,997.00	$119,964
46	Tift	5	$9,997.00	$49,985
9	Toombs	200	$9,997.00	$1,999,400
-	Towns			$0
-	Treutlen			$0
27	Troup	30	$9,997.00	$299,910
-	Turner			$0
46	Twiggs	5	$9,997.00	$49,985
32	Union	20	$9,997.00	$199,940
46	Upson	5	$9,997.00	$49,985
37	Walker	15	$9,997.00	$149,955
3	Walton	550	$9,997.00	$5,498,350
52	Ware	2	$9,997.00	$19,994
-	Warren			$0
52	Washington	2	$9,997.00	$19,994
46	Wayne	5	$9,997.00	$49,985
-	Webster			$0
17	Wheeler	65	$9,997.00	$649,805
-	White			$0
40	Whitfield	10	$9,997.00	$99,970
53	Wilcox	1	$10,800.00	$10,800
21	Wilkes	50	$10,000.00	$500,000
55	Wilkinson	1	$9,997.00	$9,997
52	Worth	2	$9,997.00	$19,994
	Totals & Avg.	**7,096**	**$9,928.63**	**$70,457,045**

Percent of Ornamental Horticulture
12.53%

Top Ten Counties by Value - Field Nursery

County	Acres	Price	Farm gate
Oconee	650	$10,000.00	$6,500,000
Jasper	600	$9,997.00	$5,998,200
Meriwether	600	$9,997.00	$5,998,200
Morgan	600	$9,997.00	$5,998,200
Walton	550	$9,997.00	$5,498,350
Pulaski	509	$9,997.00	$5,088,473
Clayton	350	$10,000.00	$3,500,000
Hart	270	$9,997.00	$2,699,190
Crawford	249	$9,997.00	$2,489,253
Lamar	231	$9,997.00	$2,309,307

Top Ten Counties
For Field Nursery

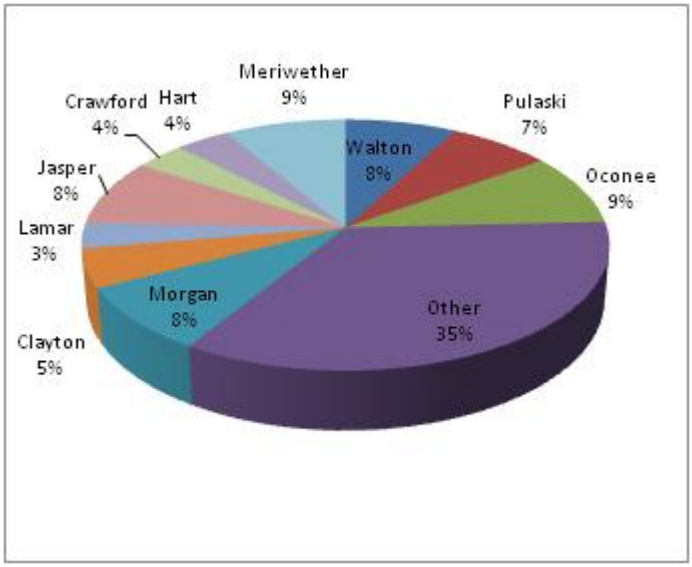

Greenhouse Farm Gate Value 2013

Rank	County	Sq. Ft.	$/Sq. Ft.	Farm gate
23	Appling	175,000	$14.38	$2,516,500
-	Atkinson			$0
73	Bacon	9,750	$14.38	$140,205
41	Baker	80,000	$14.38	$1,150,400
70	Baldwin	12,000	$14.38	$172,560
88	Banks	1,000	$14.38	$14,380
80	Barrow	5,000	$14.38	$71,900
8	Bartow	522,720	$14.38	$7,516,714
33	Ben Hill	128,000	$15.00	$1,920,000
39	Berrien	232,369	$6.00	$1,394,214
70	Bibb	12,000	$14.38	$172,560
-	Bleckley			$0
87	Brantley	1,500	$14.38	$21,570
-	Brooks			$0
-	Bryan			$0
19	Bulloch	230,000	$12.50	$2,875,000
52	Burke	35,000	$14.38	$503,300
20	Butts	190,000	$14.38	$2,732,200
-	Calhoun			$0
55	Camden	30,390	$14.38	$437,008
37	Candler	100,000	$14.50	$1,450,000
46	Carroll	54,600	$14.38	$785,148
68	Catoosa	20,000	$10.00	$200,000
69	Charlton	13,815	$14.38	$198,660
13	Chatham	262,000	$14.38	$3,767,560
-	Chattahoochee			$0
75	Chattooga	8,000	$14.38	$115,040
6	Cherokee	871,200	$14.38	$12,527,856
1	Clarke	1,698,840	$14.38	$24,429,319
-	Clay			$0
16	Clayton	200,000	$15.00	$3,000,000
65	Clinch	20,000	$14.38	$287,600
10	Cobb	250,000	$20.00	$5,000,000
4	Coffee	1,150,000	$14.38	$16,537,000
35	Colquitt	131,200	$14.38	$1,886,656
34	Columbia	123,000	$15.50	$1,906,500
-	Cook			$0
18	Coweta	200,000	$14.38	$2,876,000
-	Crawford			$0
62	Crisp	21,000	$14.38	$301,980
47	Dade	50,000	$14.38	$719,000
56	Dawson	30,000	$14.38	$431,400
-	Decatur			$0
43	Dekalb	65,000	$14.38	$934,700
77	Dodge	7,500	$14.38	$107,850
47	Dooly	50,000	$14.38	$719,000
80	Dougherty	5,000	$14.38	$71,900
54	Douglas	32,000	$14.38	$460,160
-	Early			$0
32	Echols	137,934	$14.38	$1,983,491
18	Effingham	200,000	$14.38	$2,876,000
29	Elbert	150,000	$14.38	$2,157,000
-	Emanuel			$0
18	Evans	200,000	$14.38	$2,876,000
53	Fannin	33,000	$14.50	$478,500
15	Fayette	225,000	$14.38	$3,235,500
26	Floyd	156,060	$14.38	$2,244,143
25	Forsyth	160,000	$14.38	$2,300,800
61	Franklin	22,000	$14.38	$316,360
78	Fulton	6,800	$15.00	$102,000

Rank	County	Sq. Ft.	$/Sq. Ft.	Farm gate
64	Gilmer	20,000	$14.50	$290,000
-	Glascock			$0
85	Glynn	2,013	$14.38	$28,947
66	Gordon	16,000	$14.38	$230,080
2	Grady	1,630,500	$14.38	$23,446,590
9	Greene	380,000	$14.38	$5,464,400
5	Gwinnett	912,000	$14.38	$13,114,560
29	Habersham	150,000	$14.38	$2,157,000
24	Hall	165,000	$14.38	$2,372,700
-	Hancock			$0
61	Haralson	22,000	$14.38	$316,360
-	Harris			$0
31	Hart	145,000	$14.38	$2,085,100
-	Heard			$0
-	Henry			$0
-	Houston			$0
-	Irwin			$0
48	Jackson	43,000	$14.38	$618,340
44	Jasper	60,000	$14.38	$862,800
42	Jeff Davis	70,000	$14.38	$1,006,600
43	Jefferson	65,000	$14.38	$934,700
-	Jenkins			$0
-	Johnson			$0
79	Jones	5,200	$14.38	$74,776
75	Lamar	8,000	$14.38	$115,040
60	Lanier	24,000	$14.38	$345,120
47	Laurens	50,000	$14.38	$719,000
54	Lee	32,000	$14.38	$460,160
84	Liberty	2,500	$14.38	$35,950
77	Lincoln	7,500	$14.38	$107,850
-	Long			$0
59	Lowndes	25,000	$14.38	$359,500
21	Lumpkin	181,600	$14.38	$2,611,408
-	Macon			$0
-	Madison			$0
-	Marion			$0
70	McDuffie	12,000	$14.38	$172,560
-	McIntosh			$0
36	Meriwether	110,000	$14.38	$1,581,800
-	Miller			$0
57	Mitchell	27,000	$14.38	$388,260
89	Monroe	800	$14.38	$11,504
90	Montgomery	600	$14.38	$8,628
11	Morgan	320,000	$14.38	$4,601,600
63	Murray	20,626	$14.38	$296,602
-	Muscogee			$0
-	Newton			$0
28	Oconee	150,080	$14.38	$2,158,150
47	Oglethorpe	50,000	$14.38	$719,000
3	Paulding	1,450,000	$14.38	$20,851,000
47	Peach	50,000	$14.38	$719,000
72	Pickens	10,000	$14.38	$143,800
71	Pierce	10,080	$14.38	$144,950
58	Pike	26,400	$14.38	$379,632
-	Polk			$0
75	Pulaski	8,000	$14.38	$115,040
-	Putnam			$0
-	Quitman			$0
-	Rabun			$0
-	Randolph			$0

Rank	County	Sq. Ft.	$/Sq. Ft.	Farm gate
14	Richmond	230,000	$14.38	$3,307,400
27	Rockdale	155,000	$14.38	$2,228,900
90	Schley	600	$14.38	$8,628
86	Screven	2,000	$14.38	$28,760
74	Seminole	10,000	$14.00	$140,000
-	Spalding			$0
83	Stephens	3,000	$14.38	$43,140
-	Stewart			$0
-	Sumter			$0
-	Talbot			$0
-	Taliaferro			$0
-	Tattnall			$0
74	Taylor	10,000	$14.00	$140,000
-	Telfair			$0
-	Terrell			$0
38	Thomas	97,000	$14.38	$1,394,860
56	Tift	30,000	$14.38	$431,400
22	Toombs	180,000	$14.38	$2,588,400
50	Towns	34,000	$16.90	$574,600
82	Treutlen	3,200	$14.38	$46,016
76	Troup	8,500	$13.38	$113,730
-	Turner			$0
87	Twiggs	1,500	$14.38	$21,570
7	Union	800,000	$14.38	$11,504,000
40	Upson	87,000	$14.38	$1,251,060
45	Walker	55,000	$14.38	$790,900
12	Walton	300,000	$14.38	$4,314,000
30	Ware	149,500	$14.38	$2,149,810
52	Warren	35,000	$14.38	$503,300
83	Washington	3,000	$14.38	$43,140
49	Wayne	40,000	$14.38	$575,200
-	Webster			$0
75	Wheeler	8,000	$14.38	$115,040
51	White	36,000	$14.00	$504,000
17	Whitfield	206,388	$14.38	$2,967,859
67	Wilcox	14,500	$15.17	$219,965
47	Wilkes	50,000	$14.38	$719,000
-	Wilkinson			$0
81	Worth	4,000	$14.38	$57,520
	Totals & Avg.	**17,133,765**	**$14.34**	**$245,752,339**

Percent of Ornamental Horticulture
43.69%

Top Ten Counties by Value - Greenhouse

County	Sq. Ft.	Price	Farm gate
Clarke	1,698,840	$14.38	$24,429,319
Grady	1,630,500	$14.38	$23,446,590
Paulding	1,450,000	$14.38	$20,851,000
Coffee	1,150,000	$14.38	$16,537,000
Gwinnett	912,000	$14.38	$13,114,560
Cherokee	871,200	$14.38	$12,527,856
Union	800,000	$14.38	$11,504,000
Bartow	522,720	$14.38	$7,516,714
Greene	380,000	$14.38	$5,464,400
Cobb	250,000	$20.00	$5,000,000

Top Ten Counties

For Greenhouse

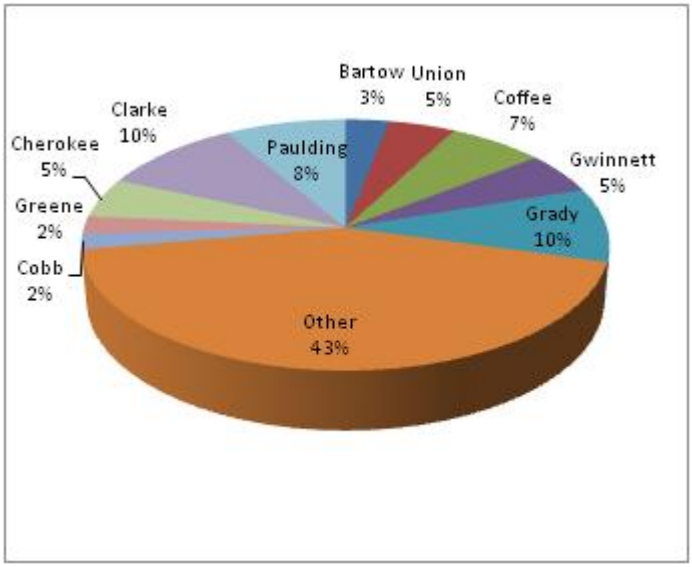

Turfgrass Farm Gate Value 2013

Rank	County	Acres	Harvest Rate	$/Acre	Farm gate Value
40	Appling	50	0.700	$5,772.00	$202,020
-	Atkinson		0.000		$0
-	Bacon		0.000		$0
40	Baker	50	0.700	$5,772.00	$202,020
-	Baldwin		0.000		$0
41	Banks	45	0.700	$5,772.00	$181,818
-	Barrow		0.000		$0
5	Bartow	1,212	0.700	$5,772.00	$4,896,965
-	Ben Hill		0.000		$0
22	Berrien	210	0.700	$5,772.00	$848,484
-	Bibb		0.000		$0
-	Bleckley		0.000		$0
52	Brantley	2	0.700	$5,772.00	$8,081
-	Brooks		0.000		$0
-	Bryan		0.000		$0
4	Bulloch	1,400	0.700	$5,600.00	$5,488,000
-	Burke		0.000		$0
-	Butts		0.000		$0
-	Calhoun		0.000		$0
-	Camden		0.000		$0
31	Candler	100	0.700	$5,772.00	$404,040
13	Carroll	500	0.700	$6,500.00	$2,275,000
21	Catoosa	225	0.700	$5,772.00	$909,090
-	Charlton		0.000		$0
-	Chatham		0.000		$0
-	Chattahoochee		0.000		$0
49	Chattooga	5	0.700	$6,000.00	$21,000
-	Cherokee		0.000		$0
51	Clarke	5	0.700	$5,772.00	$18,182
-	Clay		0.000		$0
-	Clayton		0.000		$0
-	Clinch		0.000		$0
-	Cobb		0.000		$0
-	Coffee		0.000		$0
40	Colquitt	50	0.700	$5,772.00	$202,020
47	Columbia	10	0.700	$6,750.00	$47,250
2	Cook	1,800	0.700	$5,772.00	$7,272,720
-	Coweta		0.000		$0
-	Crawford		0.000		$0
31	Crisp	100	0.700	$5,772.00	$404,040
-	Dade		0.000		$0
50	Dawson	5	0.700	$5,772.00	$20,202
11	Decatur	672	0.700	$5,772.00	$2,715,149
-	DeKalb		0.000		$0
-	Dodge		0.000		$0
14	Dooly	550	0.700	$5,772.00	$2,222,220
9	Dougherty	950	0.700	$5,772.00	$3,838,380
-	Douglas		0.000		$0
34	Early	87	0.700	$5,772.00	$351,515
-	Echols		0.000		$0
19	Effingham	300	0.700	$5,772.00	$1,212,120
-	Elbert		0.000		$0
-	Emanuel		0.000		$0
-	Evans		0.000		$0
-	Fannin		0.000		$0
-	Fayette		0.000		$0
45	Floyd	17	0.700	$5,772.00	$68,687
-	Forsyth		0.000		$0
42	Franklin	40	0.700	$5,772.00	$161,616

Rank	County	Acres	Harvest Rate	$/Acre	Farm gate Value
38	Fulton	60	0.700	$5,500.00	$231,000
-	Gilmer		0.000		$0
-	Glascock		0.000		$0
-	Glynn		0.000		$0
6	Gordon	1,200	0.700	$5,772.00	$4,848,480
39	Grady	55	0.700	$5,772.00	$222,222
-	Greene		0.000		$0
-	Gwinnett		0.000		$0
18	Habersham	350	0.700	$5,772.00	$1,414,140
50	Hall	5	0.700	$5,772.00	$20,202
28	Hancock	150	0.700	$5,772.00	$606,060
-	Haralson		0.000		$0
42	Harris	40	0.700	$5,772.00	$161,616
35	Hart	74	0.700	$5,772.00	$298,990
26	Heard	175	0.700	$5,772.00	$707,070
-	Henry		0.000		$0
19	Houston	300	0.700	$5,772.00	$1,212,120
12	Irwin	600	0.700	$5,772.00	$2,424,240
19	Jackson	300	0.700	$5,772.00	$1,212,120
-	Jasper		0.000		$0
-	Jeff Davis		0.000		$0
30	Jefferson	120	0.700	$5,772.00	$484,848
-	Jenkins		0.000		$0
-	Johnson		0.000		$0
-	Jones		0.000		$0
-	Lamar		0.000		$0
7	Lanier	1,100	0.700	$5,772.00	$4,444,440
-	Laurens		0.000		$0
23	Lee	200	0.700	$5,772.00	$808,080
-	Liberty		0.000		$0
-	Lincoln		0.000		$0
-	Long		0.000		$0
-	Lowndes		0.000		$0
-	Lumpkin		0.000		$0
1	Macon	2,900	0.700	$5,772.00	$11,717,160
-	Madison		0.000		$0
-	Marion		0.000		$0
36	McDuffie	70	0.700	$5,772.00	$282,828
-	McIntosh		0.000		$0
37	Meriwether	65	0.700	$5,772.00	$262,626
25	Miller	190	0.700	$5,700.00	$758,100
10	Mitchell	847	0.700	$6,000.00	$3,557,610
-	Monroe		0.000		$0
-	Montgomery		0.000		$0
27	Morgan	160	0.700	$5,772.00	$646,464
-	Murray		0.000		$0
-	Muscogee		0.000		$0
-	Newton		0.000		$0
44	Oconee	25	0.700	$5,772.00	$101,010
-	Oglethorpe		0.000		$0
-	Paulding		0.000		$0
3	Peach	1,500	0.700	$5,800.00	$6,090,000
-	Pickens		0.000		$0
-	Pierce		0.000		$0
-	Pike		0.000		$0
-	Polk		0.000		$0
16	Pulaski	400	0.700	$5,772.00	$1,616,160
-	Putnam		0.000		$0
-	Quitman		0.000		$0

Rank	County	Acres	Harvest Rate	$/Acre	Farm gate Value
-	Rabun		0.000		$0
-	Randolph		0.000		$0
-	Richmond		0.000		$0
-	Rockdale		0.000		$0
-	Schley		0.000		$0
31	Screven	100	0.700	$5,772.00	$404,040
29	Seminole	150	0.700	$5,700.00	$598,500
-	Spalding		0.000		$0
-	Stephens		0.000		$0
-	Stewart		0.000		$0
8	Sumter	1,000	0.700	$5,772.00	$4,040,400
-	Talbot		0.000		$0
-	Taliaferro		0.000		$0
-	Tattnall		0.000		$0
43	Taylor	25	0.700	$5,775.00	$101,063
-	Telfair		0.000		$0
31	Terrell	100	0.700	$5,772.00	$404,040
46	Thomas	13	0.700	$5,772.00	$52,525
15	Tift	500	0.700	$5,772.00	$2,020,200
-	Toombs		0.000		$0
-	Towns		0.000		$0
24	Treutlen	193	0.700	$5,772.00	$777,777
-	Troup		0.000		$0
32	Turner	97	0.700	$5,772.00	$389,899
-	Twiggs		0.000		$0
-	Union		0.000		$0
-	Upson		0.000		$0
33	Walker	90	0.700	$5,772.00	$363,636
48	Walton	10	0.700	$5,772.00	$40,404
-	Ware		0.000		$0
30	Warren	120	0.700	$5,772.00	$484,848
17	Washington	380	0.700	$5,772.00	$1,535,352
50	Wayne	5	0.700	$5,772.00	$20,202
-	Webster		0.000		$0
-	Wheeler		0.000		$0
-	White		0.000		$0
-	Whitfield		0.000		$0
20	Wilcox	278	0.700	$5,100.00	$992,460
-	Wilkes		0.000		$0
-	Wilkinson		0.000		$0
26	Worth	175	0.700	$5,772.00	$707,070
	Totals & Avg.	**22,506**		**$5,778.30**	**$91,030,619**

Percent of Ornamental Horticulture
16.18%

Top Ten Counties by Value - Turfgrass

County	Acres	Price	Harvest	Farm gate
Macon	2,900	$5,772.00	0.700	$11,717,160
Cook	1,800	$5,772.00	0.700	$7,272,720
Peach	1,500	$5,800.00	0.700	$6,090,000
Bulloch	1,400	$5,600.00	0.700	$5,488,000
Bartow	1,212	$5,772.00	0.700	$4,896,965
Gordon	1,200	$5,772.00	0.700	$4,848,480
Lanier	1,100	$5,772.00	0.700	$4,444,440
Sumter	1,000	$5,772.00	0.700	$4,040,400
Dougherty	950	$5,772.00	0.700	$3,838,380
Mitchell	847	$6,000.00	0.700	$3,557,610

Top Ten Counties

For Turfgrass

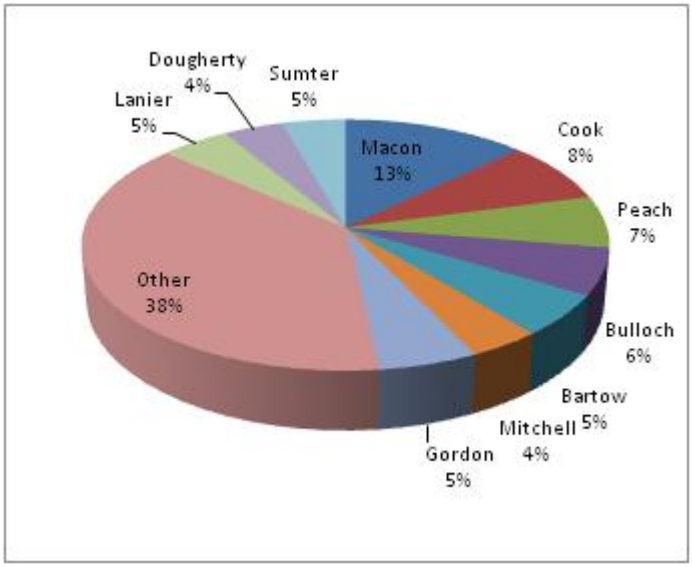

Miscellaneous Ornamental Horticulture Farm Gate Value 2013

Rank	County	Farm gate
-	Appling	$0
-	Atkinson	$0
-	Bacon	$0
14	Baker	$43,000
-	Baldwin	$0
-	Banks	$0
-	Barrow	$0
18	Bartow	$17,500
-	Ben Hill	$0
-	Berrien	$0
-	Bibb	$0
-	Bleckley	$0
-	Brantley	$0
-	Brooks	$0
-	Bryan	$0
-	Bulloch	$0
-	Burke	$0
-	Butts	$0
-	Calhoun	$0
-	Camden	$0
-	Candler	$0
7	Carroll	$220,579
-	Catoosa	$0
-	Charlton	$0
-	Chatham	$0
-	Chattahoochee	$0
-	Chattooga	$0
-	Cherokee	$0
8	Clarke	$207,000
-	Clay	$0
-	Clayton	$0
-	Clinch	$0
-	Cobb	$0
-	Coffee	$0
-	Colquitt	$0
17	Columbia	$20,000
-	Cook	$0
-	Coweta	$0
-	Crawford	$0
-	Crisp	$0
23	Dade	$1,000
-	Dawson	$0
-	Decatur	$0
-	DeKalb	$0
-	Dodge	$0
-	Dooly	$0
-	Dougherty	$0
-	Douglas	$0
-	Early	$0
-	Echols	$0
-	Effingham	$0
-	Elbert	$0
-	Emanuel	$0
-	Evans	$0
-	Fannin	$0

Rank	County	Farm gate
-	Fayette	$0
-	Floyd	$0
-	Forsyth	$0
-	Franklin	$0
1	Fulton	$2,835,350
-	Gilmer	$0
-	Glascock	$0
3	Glynn	$1,000,000
-	Gordon	$0
3	Grady	$1,000,000
-	Greene	$0
-	Gwinnett	$0
10	Habersham	$114,500
6	Hall	$250,000
-	Hancock	$0
-	Haralson	$0
-	Harris	$0
-	Hart	$0
-	Heard	$0
-	Henry	$0
-	Houston	$0
-	Irwin	$0
-	Jackson	$0
5	Jasper	$275,000
-	Jeff Davis	$0
-	Jefferson	$0
-	Jenkins	$0
-	Johnson	$0
-	Jones	$0
-	Lamar	$0
4	Lanier	$580,000
-	Laurens	$0
-	Lee	$0
-	Liberty	$0
-	Lincoln	$0
-	Long	$0
2	Lowndes	$1,500,000
-	Lumpkin	$0
-	Macon	$0
-	Madison	$0
-	Marion	$0
-	McDuffie	$0
-	McIntosh	$0
19	Meriwether	$10,000
-	Miller	$0
-	Mitchell	$0
-	Monroe	$0
-	Montgomery	$0
-	Morgan	$0
-	Murray	$0
-	Muscogee	$0
13	Newton	$55,000
-	Oconee	$0
-	Oglethorpe	$0
-	Paulding	$0

Rank	County	Farm gate
22	Peach	$1,500
-	Pickens	$0
-	Pierce	$0
-	Pike	$0
21	Polk	$2,000
-	Pulaski	$0
12	Putnam	$75,000
-	Quitman	$0
-	Rabun	$0
-	Randolph	$0
11	Richmond	$100,000
-	Rockdale	$0
-	Schley	$0
-	Screven	$0
-	Seminole	$0
15	Spalding	$22,500
24	Stephens	$800
-	Stewart	$0
-	Sumter	$0
-	Talbot	$0
-	Taliaferro	$0
-	Tattnall	$0
16	Taylor	$21,500
-	Telfair	$0
-	Terrell	$0
-	Thomas	$0
-	Tift	$0
-	Toombs	$0
-	Towns	$0
-	Treutlen	$0
-	Troup	$0
-	Turner	$0
-	Twiggs	$0
-	Union	$0
-	Upson	$0
-	Walker	$0
20	Walton	$3,500
-	Ware	$0
-	Warren	$0
-	Washington	$0
-	Wayne	$0
-	Webster	$0
-	Wheeler	$0
9	White	$135,000
-	Whitfield	$0
-	Wilcox	$0
-	Wilkes	$0
-	Wilkinson	$0
-	Worth	$0
	Totals & Avg.	**$8,490,729**

Percent of Ornamental Horticulture 1.51%

Total Ornamental Horticulture Value

Rank	County	Farm gate
56	Appling	$2,932,800
139	Atkinson	$38,960
95	Bacon	$841,485
66	Baker	$2,325,603
111	Baldwin	$585,238
94	Banks	$850,577
136	Barrow	$71,900
8	Bartow	$13,786,658
59	Ben Hill	$2,604,000
58	Berrien	$2,730,212
128	Bibb	$202,551
118	Bleckley	$449,582
140	Brantley	$32,150
-	Brooks	$0
125	Bryan	$253,754
16	Bulloch	$9,853,000
86	Burke	$1,087,700
32	Butts	$5,150,625
-	Calhoun	$0
81	Camden	$1,306,181
71	Candler	$1,942,985
41	Carroll	$4,115,052
72	Catoosa	$1,659,015
107	Charlton	$638,245
38	Chatham	$4,317,395
-	Chattahoochee	$0
112	Chattooga	$556,640
9	Cherokee	$13,091,517
3	Clarke	$29,050,351
-	Clay	$0
18	Clayton	$8,343,605
115	Clinch	$512,391
21	Cobb	$8,000,000
5	Coffee	$16,781,785
45	Colquitt	$3,954,927
40	Columbia	$4,123,750
23	Cook	$7,662,320
51	Coweta	$3,265,600
19	Crawford	$8,333,253
92	Crisp	$901,848
97	Dade	$808,945
110	Dawson	$607,442
28	Decatur	$5,499,445
89	Dekalb	$934,700
127	Dodge	$224,730
55	Dooly	$2,941,220
44	Dougherty	$3,988,200
90	Douglas	$927,680
120	Early	$370,995
69	Echols	$1,983,491
33	Effingham	$5,117,245
63	Elbert	$2,551,740
138	Emanuel	$50,648
36	Evans	$4,734,310

Rank	County	Farm gate
108	Fannin	$634,500
35	Fayette	$4,893,870
57	Floyd	$2,812,830
47	Forsyth	$3,769,510
104	Franklin	$733,786
17	Fulton	$8,593,350
93	Gilmer	$885,425
-	Glascock	$0
70	Glynn	$1,983,467
31	Gordon	$5,158,536
1	Grady	$37,264,257
24	Greene	$6,933,110
6	Gwinnett	$16,175,490
30	Habersham	$5,159,490
52	Hall	$3,230,386
103	Hancock	$746,018
122	Haralson	$316,360
49	Harris	$3,483,496
22	Hart	$7,732,560
105	Heard	$707,070
113	Henry	$545,440
77	Houston	$1,523,800
60	Irwin	$2,602,130
65	Jackson	$2,375,155
10	Jasper	$12,980,000
87	Jeff Davis	$1,006,600
42	Jefferson	$4,084,993
-	Jenkins	$0
121	Johnson	$342,185
124	Jones	$309,764
64	Lamar	$2,424,347
29	Lanier	$5,448,508
99	Laurens	$798,976
79	Lee	$1,346,160
137	Liberty	$65,427
132	Lincoln	$107,850
-	Long	$0
27	Lowndes	$5,915,452
53	Lumpkin	$3,157,362
11	Macon	$11,911,960
-	Madison	$0
-	Marion	$0
2	McDuffie	$33,960,988
-	McIntosh	$0
14	Meriwether	$10,190,226
102	Miller	$758,100
43	Mitchell	$4,073,870
126	Monroe	$228,354
142	Montgomery	$8,628
13	Morgan	$11,246,264
100	Murray	$786,455
-	Muscogee	$0
135	Newton	$75,000
7	Oconee	$14,681,080

Rank	County	Farm gate
61	Oglethorpe	$2,585,355
4	Paulding	$22,059,788
20	Peach	$8,110,500
129	Pickens	$168,793
123	Pierce	$311,330
54	Pike	$3,080,312
117	Polk	$469,520
25	Pulaski	$6,819,673
135	Putnam	$75,000
-	Quitman	$0
46	Rabun	$3,771,745
-	Randolph	$0
34	Richmond	$5,093,705
37	Rockdale	$4,604,715
131	Schley	$136,533
96	Screven	$840,647
98	Seminole	$800,500
119	Spalding	$382,500
134	Stephens	$92,897
78	Stewart	$1,363,600
39	Sumter	$4,274,160
-	Talbot	$0
-	Taliaferro	$0
133	Tattnall	$97,914
80	Taylor	$1,337,563
-	Telfair	$0
114	Terrell	$520,920
48	Thomas	$3,710,149
62	Tift	$2,579,505
26	Toombs	$6,613,720
109	Towns	$613,560
67	Treutlen	$2,187,393
75	Troup	$1,582,440
116	Turner	$506,779
130	Twiggs	$149,475
12	Union	$11,820,820
83	Upson	$1,301,045
82	Walker	$1,304,491
15	Walton	$9,856,254
68	Ware	$2,169,804
85	Warren	$1,182,948
74	Washington	$1,598,486
91	Wayne	$918,107
101	Webster	$779,200
73	Wheeler	$1,601,316
106	White	$639,000
50	Whitfield	$3,301,589
84	Wilcox	$1,244,864
76	Wilkes	$1,539,000
141	Wilkinson	$29,477
88	Worth	$979,384
	Totals & Avg.	**$562,469,506**

2013 Forestry Georgia Farm Gate Value

$606,585,987

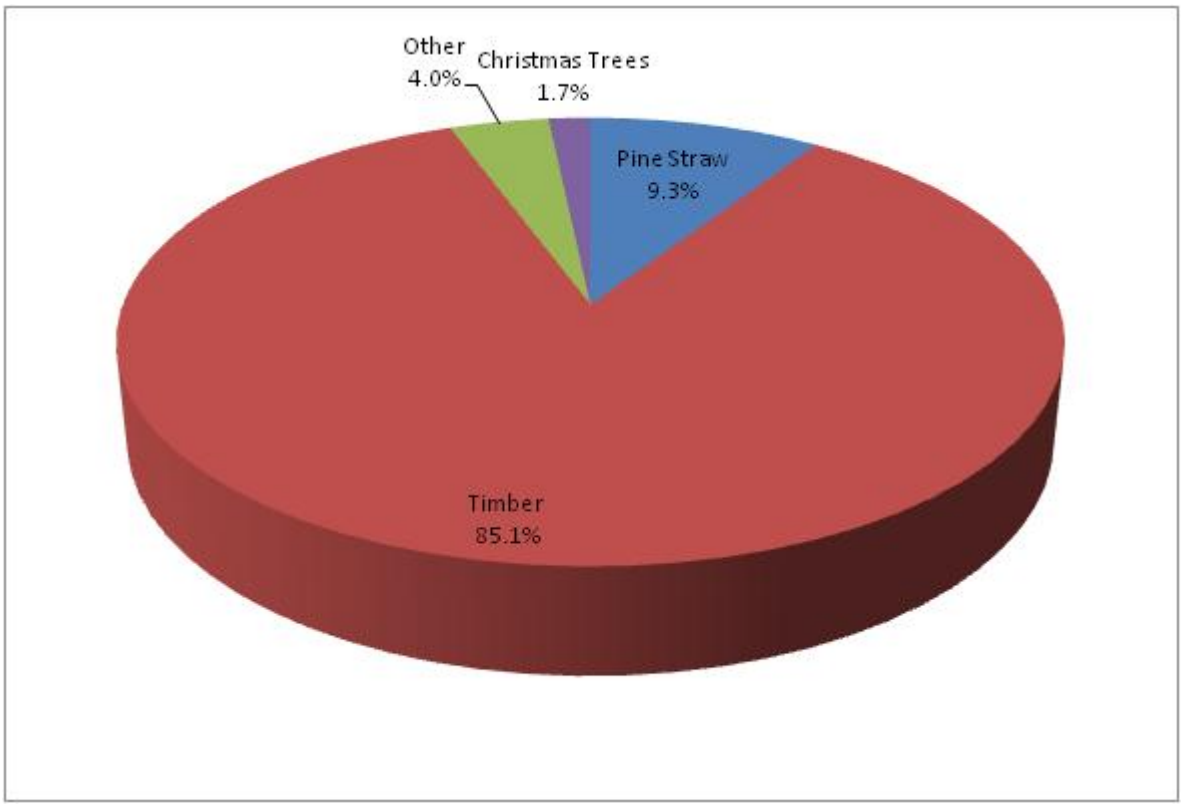

Christmas Trees Farm Gate Value 2013

Rank	County	Acres	Harvest Rate	$/Acre	Farm gate Value
25	Appling	5	0.250	$28,000.00	$35,000
-	Atkinson				$0
-	Bacon				$0
-	Baker				$0
6	Baldwin	38	0.250	$28,000.00	$266,000
-	Banks				$0
19	Barrow	8	0.250	$28,000.00	$56,000
20	Bartow	14	0.250	$15,000.00	$52,500
-	Ben Hill				$0
18	Berrien	10	0.250	$28,000.00	$70,000
19	Bibb	8	0.250	$28,000.00	$56,000
-	Bleckley				$0
-	Brantley				$0
-	Brooks				$0
-	Bryan				$0
19	Bulloch	8	0.250	$28,000.00	$56,000
24	Burke	10	0.250	$15,000.00	$37,500
7	Butts	35	0.250	$28,000.00	$245,000
-	Calhoun				$0
-	Camden				$0
-	Candler				$0
1	Carroll	80	0.250	$39,200.00	$784,000
32	Catoosa	1	0.250	$28,000.00	$7,000
-	Charlton				$0
-	Chatham				$0
-	Chattahoochee				$0
13	Chattooga	18	0.250	$28,000.00	$126,000
17	Cherokee	12	0.250	$28,000.00	$84,000
25	Clarke	5	0.250	$28,000.00	$35,000
-	Clay				$0
8	Clayton	30	0.250	$28,000.00	$210,000
-	Clinch				$0
14	Cobb	10	0.250	$50,000.00	$125,000
27	Coffee	4	0.250	$28,000.00	$28,000
-	Colquitt				$0
29	Columbia	3	0.250	$27,500.00	$20,625
-	Cook				$0
28	Coweta	3	0.250	$28,000.00	$21,000
-	Crawford				$0
8	Crisp	30	0.250	$28,000.00	$210,000
-	Dade				$0
-	Dawson				$0
17	Decatur	12	0.250	$28,000.00	$84,000
-	DeKalb				$0
26	Dodge	5	0.250	$25,000.00	$31,250
-	Dooly				$0
-	Dougherty				$0
-	Douglas				$0
25	Early	5	0.250	$28,000.00	$35,000
-	Echols				$0
7	Effingham	35	0.250	$28,000.00	$245,000
-	Elbert				$0
-	Emanuel				$0
-	Evans				$0
-	Fannin				$0
10	Fayette	25	0.250	$28,000.00	$175,000
10	Floyd	25	0.250	$28,000.00	$175,000
8	Forsyth	30	0.250	$28,000.00	$210,000
-	Franklin				$0
-	Fulton				$0

Rank	County	Acres	Harvest Rate	$/Acre	Farm gate Value
15	Gilmer	18	0.250	$27,000.00	$121,500
-	Glascock				$0
-	Glynn				$0
-	Gordon				$0
27	Grady	4	0.250	$28,000.00	$28,000
-	Greene				$0
18	Gwinnett	10	0.250	$28,000.00	$70,000
33	Habersham	40	0.250	$500.00	$5,000
18	Hall	10	0.250	$28,000.00	$70,000
9	Hancock	26	0.250	$28,000.00	$182,000
4	Haralson	40	0.250	$28,000.00	$280,000
-	Harris				$0
23	Hart	30	0.250	$5,600.00	$42,000
-	Heard				$0
-	Henry				$0
-	Houston				$0
-	Irwin				$0
4	Jackson	40	0.250	$28,000.00	$280,000
-	Jasper				$0
-	Jeff Davis				$0
28	Jefferson	3	0.250	$28,000.00	$21,000
-	Jenkins				$0
-	Johnson				$0
-	Jones				$0
-	Lamar				$0
-	Lanier				$0
5	Laurens	39	0.250	$28,000.00	$273,000
25	Lee	5	0.250	$28,000.00	$35,000
16	Liberty	15	0.250	$28,000.00	$105,000
3	Lincoln	50	0.250	$28,000.00	$350,000
-	Long				$0
25	Lowndes	5	0.250	$28,000.00	$35,000
25	Lumpkin	5	0.250	$28,000.00	$35,000
-	Macon				$0
-	Madison				$0
-	Marion				$0
-	McDuffie				$0
-	McIntosh				$0
12	Meriwether	20	0.250	$28,000.00	$140,000
-	Miller				$0
25	Mitchell	5	0.250	$28,000.00	$35,000
18	Monroe	10	0.250	$28,000.00	$70,000
-	Montgomery				$0
2	Morgan	85	0.250	$28,000.00	$595,000
-	Murray				$0
-	Muscogee				$0
25	Newton	5	0.250	$28,000.00	$35,000
7	Oconee	35	0.250	$28,000.00	$245,000
16	Oglethorpe	15	0.250	$28,000.00	$105,000
23	Paulding	6	0.250	$28,000.00	$42,000
26	Peach	5	0.250	$25,000.00	$31,250
25	Pickens	5	0.250	$28,000.00	$35,000
-	Pierce				$0
13	Pike	18	0.250	$28,000.00	$126,000
-	Polk				$0
16	Pulaski	15	0.250	$28,000.00	$105,000
-	Putnam				$0
-	Quitman				$0
7	Rabun	35	0.250	$28,000.00	$245,000
-	Randolph				$0

Rank	County	Acres	Harvest Rate	$/Acre	Farm gate Value
8	Richmond	30	0.250	$28,000.00	$210,000
25	Rockdale	5	0.250	$28,000.00	$35,000
28	Schley	3	0.250	$28,000.00	$21,000
31	Screven	8	0.250	$5,600.00	$11,200
-	Seminole				$0
11	Spalding	25	0.250	$25,000.00	$156,250
-	Stephens				$0
-	Stewart				$0
-	Sumter				$0
18	Talbot	10	0.250	$28,000.00	$70,000
-	Taliaferro				$0
-	Tattnall				$0
30	Taylor	2	0.250	$28,000.00	$14,000
18	Telfair	10	0.250	$28,000.00	$70,000
4	Terrell	40	0.250	$28,000.00	$280,000
3	Thomas	50	0.250	$28,000.00	$350,000
18	Tift	10	0.250	$28,000.00	$70,000
-	Toombs				$0
-	Towns				$0
8	Treutlen	30	0.250	$28,000.00	$210,000
22	Troup	25	0.250	$7,000.00	$43,750
-	Turner				$0
4	Twiggs	40	0.250	$28,000.00	$280,000
17	Union	12	0.250	$28,000.00	$84,000
12	Upson	20	0.250	$28,000.00	$140,000
3	Walker	50	0.250	$28,000.00	$350,000
18	Walton	10	0.250	$28,000.00	$70,000
-	Ware				$0
13	Warren	18	0.250	$28,000.00	$126,000
-	Washington				$0
23	Wayne	6	0.250	$28,000.00	$42,000
-	Webster				$0
-	Wheeler				$0
-	White				$0
-	Whitfield				$0
21	Wilcox	12	0.250	$15,000.00	$45,000
18	Wilkes	10	0.250	$28,000.00	$70,000
12	Wilkinson	20	0.250	$28,000.00	$140,000
18	Worth	10	0.250	$28,000.00	$70,000
	Totals & Avg.	**1,524**			**$10,179,825**

Percent of Forestry Products 1.68%

Top Ten Counties

For Christmas Trees

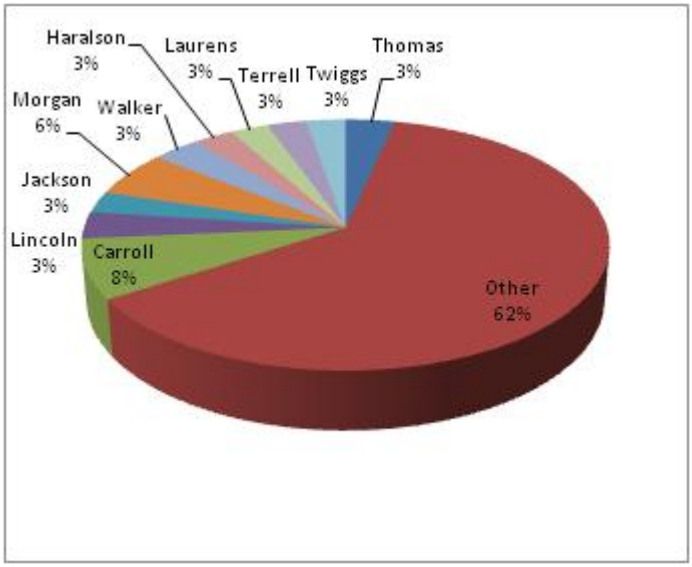

Top Ten Counties by Value - Christmas Trees

County	Acres	Harvest	$/Acre	Farm gate
Carroll	80	0.250	$39,200.00	$784,000
Morgan	85	0.250	$28,000.00	$595,000
Lincoln	50	0.250	$28,000.00	$350,000
Thomas	50	0.250	$28,000.00	$350,000
Walker	50	0.250	$28,000.00	$350,000
Haralson	40	0.250	$28,000.00	$280,000
Jackson	40	0.250	$28,000.00	$280,000
Terrell	40	0.250	$28,000.00	$280,000
Twiggs	40	0.250	$28,000.00	$280,000
Laurens	39	0.250	$28,000.00	$273,000

Pine Straw Farm Gate Value 2013

Rank	County	Acres	$/Acre	Farm gate
8	Appling	20,000	$90.00	$1,800,000
24	Atkinson	5,500	$90.00	$495,000
24	Bacon	5,500	$90.00	$495,000
41	Baker	1,000	$90.00	$90,000
56	Baldwin	100	$90.00	$9,000
53	Banks	200	$90.00	$18,000
57	Barrow	75	$90.00	$6,750
-	Bartow			$0
5	Ben Hill	23,000	$100.00	$2,300,000
37	Berrien	1,500	$90.00	$135,000
-	Bibb			$0
14	Bleckley	12,500	$85.00	$1,062,500
30	Brantley	3,300	$90.00	$297,000
12	Brooks	12,500	$90.00	$1,125,000
46	Bryan	600	$90.00	$54,000
7	Bulloch	25,450	$85.00	$2,163,250
20	Burke	8,000	$90.00	$720,000
-	Butts			$0
15	Calhoun	10,000	$90.00	$900,000
-	Camden			$0
19	Candler	8,000	$92.50	$740,000
40	Carroll	1,055	$90.00	$94,950
-	Catoosa			$0
33	Charlton	2,300	$90.00	$207,000
-	Chatham			$0
-	Chattahoochee			$0
-	Chattooga			$0
-	Cherokee			$0
-	Clarke			$0
54	Clay	150	$90.00	$13,500
-	Clayton			$0
28	Clinch	3,500	$90.00	$315,000
-	Cobb			$0
15	Coffee	10,000	$90.00	$900,000
10	Colquitt	15,000	$90.00	$1,350,000
44	Columbia	750	$90.00	$67,500
44	Cook	750	$90.00	$67,500
-	Coweta			$0
-	Crawford			$0
30	Crisp	3,300	$90.00	$297,000
-	Dade			$0
-	Dawson			$0
28	Decatur	3,500	$90.00	$315,000
-	DeKalb			$0
3	Dodge	45,000	$90.00	$4,050,000
59	Dooly	13	$90.00	$1,125
36	Dougherty	1,800	$90.00	$162,000
-	Douglas			$0
37	Early	1,500	$90.00	$135,000
41	Echols	1,000	$90.00	$90,000
50	Effingham	400	$90.00	$36,000
-	Elbert			$0
9	Emanuel	19,000	$90.00	$1,710,000
39	Evans	1,200	$90.00	$108,000
-	Fannin			$0
-	Fayette			$0
47	Floyd	500	$90.00	$45,000
-	Forsyth			$0
-	Franklin			$0
-	Fulton			$0

Rank	County	Acres	$/Acre	Farm gate
-	Gilmer			$0
36	Glascock	1,800	$90.00	$162,000
-	Glynn			$0
-	Gordon			$0
42	Grady	750	$100.00	$75,000
-	Greene			$0
-	Gwinnett			$0
-	Habersham			$0
-	Hall			$0
-	Hancock			$0
-	Haralson			$0
29	Harris	3,400	$90.00	$306,000
50	Hart	400	$90.00	$36,000
-	Heard			$0
-	Henry			$0
47	Houston	500	$90.00	$45,000
6	Irwin	25,000	$90.00	$2,250,000
-	Jackson			$0
58	Jasper	50	$90.00	$4,500
-	Jeff Davis			$0
34	Jefferson	2,100	$90.00	$189,000
-	Jenkins			$0
11	Johnson	14,000	$90.00	$1,260,000
-	Jones			$0
-	Lamar			$0
43	Lanier	800	$90.00	$72,000
23	Laurens	5,000	$100.00	$500,000
53	Lee	200	$90.00	$18,000
48	Liberty	450	$90.00	$40,500
55	Lincoln	125	$90.00	$11,250
15	Long	10,000	$90.00	$900,000
25	Lowndes	5,000	$90.00	$450,000
-	Lumpkin			$0
50	Macon	400	$90.00	$36,000
-	Madison			$0
21	Marion	7,500	$90.00	$675,000
-	McDuffie			$0
-	McIntosh			$0
27	Meriwether	3,800	$90.00	$342,000
26	Miller	4,000	$90.00	$360,000
35	Mitchell	2,000	$90.00	$180,000
60	Monroe	10	$90.00	$900
11	Montgomery	14,000	$90.00	$1,260,000
-	Morgan			$0
-	Murray			$0
-	Muscogee			$0
56	Newton	100	$90.00	$9,000
51	Oconee	350	$90.00	$31,500
60	Oglethorpe	10	$90.00	$900
-	Paulding			$0
-	Peach			$0
-	Pickens			$0
26	Pierce	4,000	$90.00	$360,000
-	Pike			$0
-	Polk			$0
39	Pulaski	1,200	$90.00	$108,000
55	Putnam	125	$90.00	$11,250
-	Quitman			$0
-	Rabun			$0
45	Randolph	700	$90.00	$63,000

Rank	County	Acres	$/Acre	Farm gate
58	Richmond	50	$90.00	$4,500
-	Rockdale			$0
47	Schley	500	$90.00	$45,000
49	Screven	500	$80.00	$40,000
22	Seminole	6,000	$90.00	$540,000
-	Spalding			$0
-	Stephens			$0
-	Stewart			$0
52	Sumter	280	$90.00	$25,200
1	Talbot	80,000	$90.00	$7,200,000
-	Taliaferro			$0
22	Tattnall	6,000	$90.00	$540,000
45	Taylor	700	$90.00	$63,000
22	Telfair	6,000	$90.00	$540,000
41	Terrell	1,000	$90.00	$90,000
31	Thomas	2,600	$90.00	$234,000
15	Tift	6,000	$150.00	$900,000
16	Toombs	9,950	$90.00	$895,500
-	Towns			$0
10	Treutlen	15,000	$90.00	$1,350,000
32	Troup	4,200	$50.00	$210,000
15	Turner	10,000	$90.00	$900,000
39	Twiggs	1,200	$90.00	$108,000
-	Union			$0
26	Upson	4,000	$90.00	$360,000
-	Walker			$0
-	Walton			$0
25	Ware	5,000	$90.00	$450,000
-	Warren			$0
18	Washington	9,000	$90.00	$810,000
2	Wayne	42,500	$100.00	$4,250,000
58	Webster	50	$90.00	$4,500
4	Wheeler	28,500	$90.00	$2,565,000
-	White			$0
-	Whitfield			$0
17	Wilcox	8,000	$110.00	$880,000
-	Wilkes			$0
38	Wilkinson	1,300	$90.00	$117,000
13	Worth	12,000	$90.00	$1,080,000
	Totals & Avg.	**616,043**		**$56,333,575**

Percent of Forestry Products 9.29%

Top Ten Counties by Value - Pine Straw

County	Acres	$/Acre	Farm gate
Talbot	80,000	$90.00	$7,200,000
Wayne	42,500	$100.00	$4,250,000
Dodge	45,000	$90.00	$4,050,000
Wheeler	28,500	$90.00	$2,565,000
Ben Hill	23,000	$100.00	$2,300,000
Irwin	25,000	$90.00	$2,250,000
Bulloch	25,450	$85.00	$2,163,250
Appling	20,000	$90.00	$1,800,000
Emanuel	19,000	$90.00	$1,710,000
Colquitt	15,000	$90.00	$1,350,000

Top Ten Counties

For Pine Straw

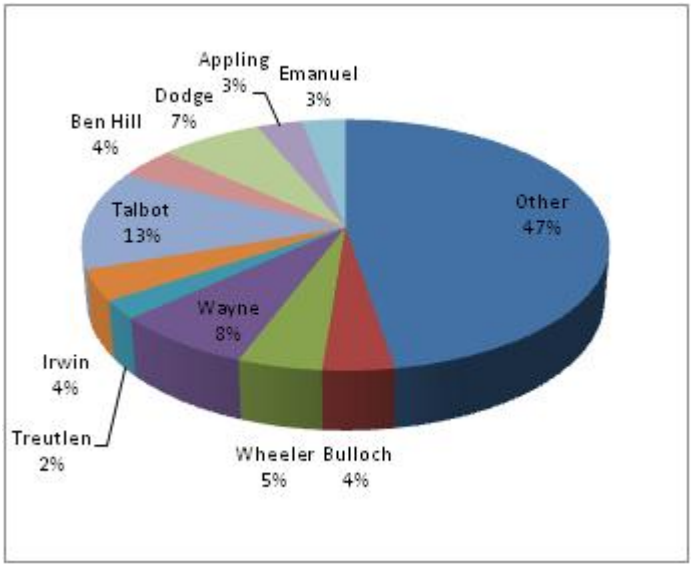

Timber Farm Gate Value 2013

Rank	County	Farm gate Value
9	Appling	$9,537,004
27	Atkinson	$6,250,000
37	Bacon	$5,003,916
100	Baker	$1,216,368
88	Baldwin	$1,965,302
125	Banks	$481,143
154	Barrow	$1,568
93	Bartow	$1,557,083
39	Ben Hill	$4,787,019
40	Berrien	$4,613,899
150	Bibb	$48,370
79	Bleckley	$2,332,194
19	Brantley	$7,880,329
62	Brooks	$3,117,734
17	Bryan	$7,979,798
13	Bulloch	$8,294,380
8	Burke	$10,073,464
151	Butts	$32,758
77	Calhoun	$2,364,149
25	Camden	$6,729,999
73	Candler	$2,517,973
85	Carroll	$2,077,240
142	Catoosa	$131,853
3	Charlton	$14,278,372
124	Chatham	$503,505
117	Chattahoochee	$687,067
98	Chattooga	$1,281,874
110	Cherokee	$871,524
141	Clarke	$132,182
89	Clay	$1,773,805
132	Clayton	$300,000
1	Clinch	$16,544,533
153	Cobb	$6,200
16	Coffee	$8,002,752
59	Colquitt	$3,336,873
65	Columbia	$3,024,703
101	Cook	$1,206,581
84	Coweta	$2,118,251
60	Crawford	$3,220,280
119	Crisp	$674,601
115	Dade	$774,562
126	Dawson	$385,486
22	Decatur	$7,387,085
-	DeKalb	$0
34	Dodge	$5,360,172
81	Dooly	$2,154,559
105	Dougherty	$1,029,069
149	Douglas	$53,124
52	Early	$3,838,152
15	Echols	$8,027,229
7	Effingham	$10,829,727
109	Elbert	$918,121
11	Emanuel	$9,129,022
66	Evans	$2,990,456
139	Fannin	$139,311
138	Fayette	$140,069
68	Floyd	$2,856,732
146	Forsyth	$72,000
129	Franklin	$311,677
147	Fulton	$70,512

Rank	County	Farm gate Value
121	Gilmer	$633,606
86	Glascock	$2,007,739
31	Glynn	$5,825,579
114	Gordon	$785,630
72	Grady	$2,695,970
61	Greene	$3,176,388
-	Gwinnett	$0
148	Habersham	$65,796
118	Hall	$685,972
12	Hancock	$8,528,461
47	Haralson	$4,010,573
56	Harris	$3,496,885
144	Hart	$111,340
67	Heard	$2,873,783
104	Henry	$1,035,453
90	Houston	$1,715,400
74	Irwin	$2,436,399
136	Jackson	$248,341
14	Jasper	$8,030,917
23	Jeff Davis	$6,914,530
45	Jefferson	$4,171,477
145	Jenkins	$98,194
46	Johnson	$4,076,119
42	Jones	$4,237,021
116	Lamar	$689,180
96	Lanier	$1,424,497
5	Laurens	$13,285,671
92	Lee	$1,583,910
41	Liberty	$4,418,079
94	Lincoln	$1,539,613
20	Long	$7,733,222
50	Lowndes	$3,857,437
135	Lumpkin	$254,363
63	Macon	$3,109,409
111	Madison	$844,385
51	Marion	$3,856,260
82	McDuffie	$2,143,110
28	McIntosh	$6,145,516
57	Meriwether	$3,395,979
106	Miller	$1,000,977
70	Mitchell	$2,722,764
76	Monroe	$2,408,615
48	Montgomery	$3,931,689
95	Morgan	$1,506,032
133	Murray	$290,389
137	Muscogee	$196,827
113	Newton	$802,270
123	Oconee	$521,263
33	Oglethorpe	$5,468,734
107	Paulding	$962,133
127	Peach	$361,416
122	Pickens	$557,495
29	Pierce	$6,060,598
128	Pike	$335,499
112	Polk	$808,000
99	Pulaski	$1,249,381
78	Putnam	$2,360,962
75	Quitman	$2,427,464
-	Rabun	$0
32	Randolph	$5,764,268

Rank	County	Farm gate Value
120	Richmond	$644,553
143	Rockdale	$114,935
87	Schley	$1,976,309
4	Screven	$13,322,713
102	Seminole	$1,173,033
130	Spalding	$309,703
140	Stephens	$137,313
21	Stewart	$7,616,251
53	Sumter	$3,756,790
64	Talbot	$3,028,202
71	Taliaferro	$2,704,255
6	Tattnall	$11,593,365
83	Taylor	$2,131,035
10	Telfair	$9,440,765
103	Terrell	$1,100,424
43	Thomas	$4,211,005
97	Tift	$1,396,264
18	Toombs	$7,909,139
-	Towns	$0
36	Treutlen	$5,175,088
58	Troup	$3,376,201
80	Turner	$2,315,929
35	Twiggs	$5,325,555
-	Union	$0
38	Upson	$4,975,989
131	Walker	$303,209
108	Walton	$951,805
26	Ware	$6,641,401
55	Warren	$3,599,282
69	Washington	$2,749,453
2	Wayne	$16,103,383
91	Webster	$1,694,913
54	Wheeler	$3,691,245
152	White	$22,000
134	Whitfield	$270,044
44	Wilcox	$4,183,098
24	Wilkes	$6,892,168
30	Wilkinson	$5,963,188
49	Worth	$3,866,654
	Totals & Avg.	**$515,969,350**

Percent of Forestry Products 85.06%

Top Ten Counties by Value - Timber

County	Farm gate Value
Clinch	$16,544,533
Wayne	$16,103,383
Charlton	$14,278,372
Screven	$13,322,713
Laurens	$13,285,671
Tattnall	$11,593,365
Effingham	$10,829,727
Burke	$10,073,464
Appling	$9,537,004
Telfair	$9,440,765

Top Ten Counties

For Timber

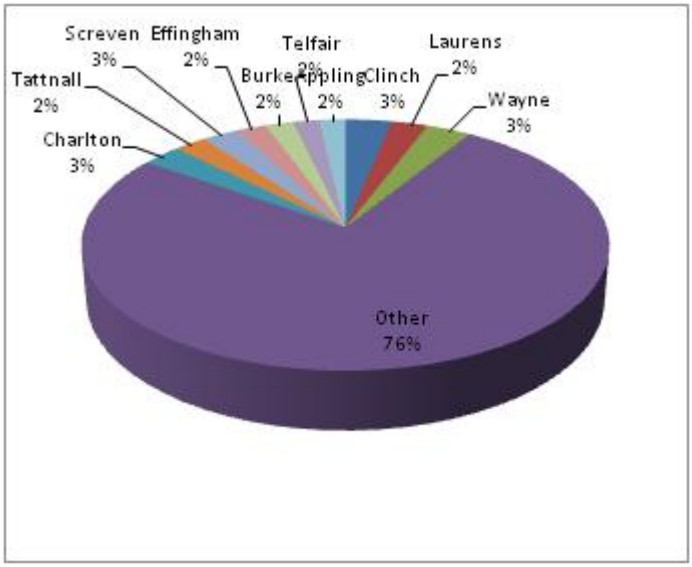

Miscellaneous Forestry Products Farm Gate Value 2013

Rank	County	Farm gate
-	Appling	$0
-	Atkinson	$0
56	Bacon	$780
22	Baker	$95,505
20	Baldwin	$121,250
43	Banks	$8,250
-	Barrow	$0
-	Bartow	$0
42	Ben Hill	$8,800
-	Berrien	$0
-	Bibb	$0
-	Bleckley	$0
-	Brantley	$0
11	Brooks	$270,000
-	Bryan	$0
-	Bulloch	$0
-	Burke	$0
-	Butts	$0
-	Calhoun	$0
-	Camden	$0
55	Candler	$1,395
15	Carroll	$199,425
-	Catoosa	$0
-	Charlton	$0
-	Chatham	$0
-	Chattahoochee	$0
12	Chattooga	$260,000
-	Cherokee	$0
-	Clarke	$0
-	Clay	$0
-	Clayton	$0
-	Clinch	$0
-	Cobb	$0
23	Coffee	$77,000
4	Colquitt	$2,353,780
-	Columbia	$0
16	Cook	$157,500
-	Coweta	$0
-	Crawford	$0
-	Crisp	$0
-	Dade	$0
-	Dawson	$0
-	Decatur	$0
-	DeKalb	$0
53	Dodge	$2,200
-	Dooly	$0
24	Dougherty	$68,610
-	Douglas	$0
35	Early	$18,507
-	Echols	$0
-	Effingham	$0
-	Elbert	$0
1	Emanuel	$6,160,000
6	Evans	$880,000
-	Fannin	$0

Rank	County	Farm gate
-	Fayette	$0
51	Floyd	$2,772
-	Forsyth	$0
-	Franklin	$0
-	Fulton	$0
-	Gilmer	$0
-	Glascock	$0
-	Glynn	$0
-	Gordon	$0
-	Grady	$0
-	Greene	$0
-	Gwinnett	$0
50	Habersham	$3,000
25	Hall	$65,000
-	Hancock	$0
-	Haralson	$0
8	Harris	$500,000
-	Hart	$0
-	Heard	$0
-	Henry	$0
-	Houston	$0
-	Irwin	$0
-	Jackson	$0
52	Jasper	$2,640
-	Jeff Davis	$0
-	Jefferson	$0
39	Jenkins	$10,665
32	Johnson	$24,600
19	Jones	$125,000
40	Lamar	$9,500
-	Lanier	$0
13	Laurens	$225,600
14	Lee	$215,108
-	Liberty	$0
-	Lincoln	$0
-	Long	$0
-	Lowndes	$0
58	Lumpkin	$10
-	Macon	$0
-	Madison	$0
5	Marion	$888,000
-	McDuffie	$0
-	McIntosh	$0
2	Meriwether	$6,000,000
21	Miller	$120,000
17	Mitchell	$141,300
-	Monroe	$0
45	Montgomery	$5,056
-	Morgan	$0
-	Murray	$0
-	Muscogee	$0
46	Newton	$5,000
49	Oconee	$3,250
41	Oglethorpe	$9,000
-	Paulding	$0

Rank	County	Farm gate
-	Peach	$0
-	Pickens	$0
44	Pierce	$6,110
-	Pike	$0
-	Polk	$0
-	Pulaski	$0
18	Putnam	$126,875
-	Quitman	$0
-	Rabun	$0
7	Randolph	$566,000
57	Richmond	$390
-	Rockdale	$0
28	Schley	$46,508
27	Screven	$50,000
30	Seminole	$27,500
-	Spalding	$0
-	Stephens	$0
-	Stewart	$0
-	Sumter	$0
9	Talbot	$450,000
-	Taliaferro	$0
31	Tattnall	$25,000
54	Taylor	$1,500
34	Telfair	$18,800
-	Terrell	$0
-	Thomas	$0
3	Tift	$3,240,000
36	Toombs	$17,400
-	Towns	$0
48	Treutlen	$4,602
-	Troup	$0
-	Turner	$0
-	Twiggs	$0
-	Union	$0
-	Upson	$0
-	Walker	$0
47	Walton	$4,800
37	Ware	$16,250
-	Warren	$0
26	Washington	$60,000
10	Wayne	$334,000
-	Webster	$0
33	Wheeler	$19,000
-	White	$0
-	Whitfield	$0
38	Wilcox	$14,000
-	Wilkes	$0
-	Wilkinson	$0
29	Worth	$36,000
	Totals & Avg.	**$24,103,237**

Percent of Forestry Products 3.97%

Total Forestry Products Value

Rank	County	Farm gate
8	Appling	$11,372,004
31	Atkinson	$6,745,000
43	Bacon	$5,499,696
104	Baker	$1,401,873
83	Baldwin	$2,361,552
127	Banks	$507,393
155	Barrow	$64,318
98	Bartow	$1,609,583
27	Ben Hill	$7,095,819
50	Berrien	$4,818,899
150	Bibb	$104,370
66	Bleckley	$3,394,694
20	Brantley	$8,177,329
54	Brooks	$4,512,734
23	Bryan	$8,033,798
12	Bulloch	$10,513,630
10	Burke	$10,830,964
138	Butts	$277,758
67	Calhoun	$3,264,149
33	Camden	$6,729,999
68	Candler	$3,259,368
72	Carroll	$3,155,615
146	Catoosa	$138,853
4	Charlton	$14,485,372
128	Chatham	$503,505
122	Chattahoochee	$687,067
97	Chattooga	$1,667,874
110	Cherokee	$955,524
143	Clarke	$167,182
93	Clay	$1,787,305
126	Clayton	$510,000
3	Clinch	$16,859,533
148	Cobb	$131,200
16	Coffee	$9,007,752
28	Colquitt	$7,040,653
74	Columbia	$3,112,828
103	Cook	$1,431,581
88	Coweta	$2,139,251
69	Crawford	$3,220,280
106	Crisp	$1,181,601
119	Dade	$774,562
132	Dawson	$385,486
24	Decatur	$7,786,085
-	DeKalb	$0
15	Dodge	$9,443,622
86	Dooly	$2,155,684
105	Dougherty	$1,259,679
156	Douglas	$53,124
60	Early	$4,026,659
21	Echols	$8,117,229
9	Effingham	$11,110,727
111	Elbert	$918,121
2	Emanuel	$16,999,022
61	Evans	$3,978,456

Rank	County	Farm gate
145	Fannin	$139,311
133	Fayette	$315,069
75	Floyd	$3,079,504
137	Forsyth	$282,000
134	Franklin	$311,677
153	Fulton	$70,512
120	Gilmer	$755,106
85	Glascock	$2,169,739
39	Glynn	$5,825,579
118	Gordon	$785,630
78	Grady	$2,798,970
71	Greene	$3,176,388
154	Gwinnett	$70,000
152	Habersham	$73,796
115	Hall	$820,972
18	Hancock	$8,710,461
59	Haralson	$4,290,573
58	Harris	$4,302,885
142	Hart	$189,340
77	Heard	$2,873,783
107	Henry	$1,035,453
94	Houston	$1,760,400
52	Irwin	$4,686,399
125	Jackson	$528,341
22	Jasper	$8,038,057
30	Jeff Davis	$6,914,530
55	Jefferson	$4,381,477
149	Jenkins	$108,859
46	Johnson	$5,360,719
56	Jones	$4,362,021
121	Lamar	$698,680
99	Lanier	$1,496,497
5	Laurens	$14,284,271
92	Lee	$1,852,018
53	Liberty	$4,563,579
91	Lincoln	$1,900,863
19	Long	$8,633,222
57	Lowndes	$4,342,437
136	Lumpkin	$289,373
73	Macon	$3,145,409
114	Madison	$844,385
45	Marion	$5,419,260
87	McDuffie	$2,143,110
38	McIntosh	$6,145,516
14	Meriwether	$9,877,979
100	Miller	$1,480,977
76	Mitchell	$3,079,064
81	Monroe	$2,479,515
47	Montgomery	$5,196,745
89	Morgan	$2,101,032
135	Murray	$290,389
141	Muscogee	$196,827
113	Newton	$851,270
117	Oconee	$801,013

Rank	County	Farm gate
42	Oglethorpe	$5,583,634
109	Paulding	$1,004,133
131	Peach	$392,666
124	Pickens	$592,495
34	Pierce	$6,426,708
130	Pike	$461,499
116	Polk	$808,000
102	Pulaski	$1,462,381
80	Putnam	$2,499,087
82	Quitman	$2,427,464
140	Rabun	$245,000
35	Randolph	$6,393,268
112	Richmond	$859,443
144	Rockdale	$149,935
90	Schley	$2,088,817
6	Screven	$13,423,913
95	Seminole	$1,740,533
129	Spalding	$465,953
147	Stephens	$137,313
25	Stewart	$7,616,251
62	Sumter	$3,781,990
11	Talbot	$10,748,202
79	Taliaferro	$2,704,255
7	Tattnall	$12,158,365
84	Taylor	$2,209,535
13	Telfair	$10,069,565
101	Terrell	$1,470,424
51	Thomas	$4,795,005
41	Tift	$5,606,264
17	Toombs	$8,822,039
-	Towns	$0
32	Treutlen	$6,739,690
64	Troup	$3,629,951
70	Turner	$3,215,929
40	Twiggs	$5,713,555
151	Union	$84,000
44	Upson	$5,475,989
123	Walker	$653,209
108	Walton	$1,026,605
26	Ware	$7,107,651
63	Warren	$3,725,282
65	Washington	$3,619,453
1	Wayne	$20,729,383
96	Webster	$1,699,413
36	Wheeler	$6,275,245
157	White	$22,000
139	Whitfield	$270,044
48	Wilcox	$5,122,098
29	Wilkes	$6,962,168
37	Wilkinson	$6,220,188
49	Worth	$5,052,654
	Totals & Avg.	**$606,585,987**

2013 Livestock Farm Gate Value
$1,679,985,879

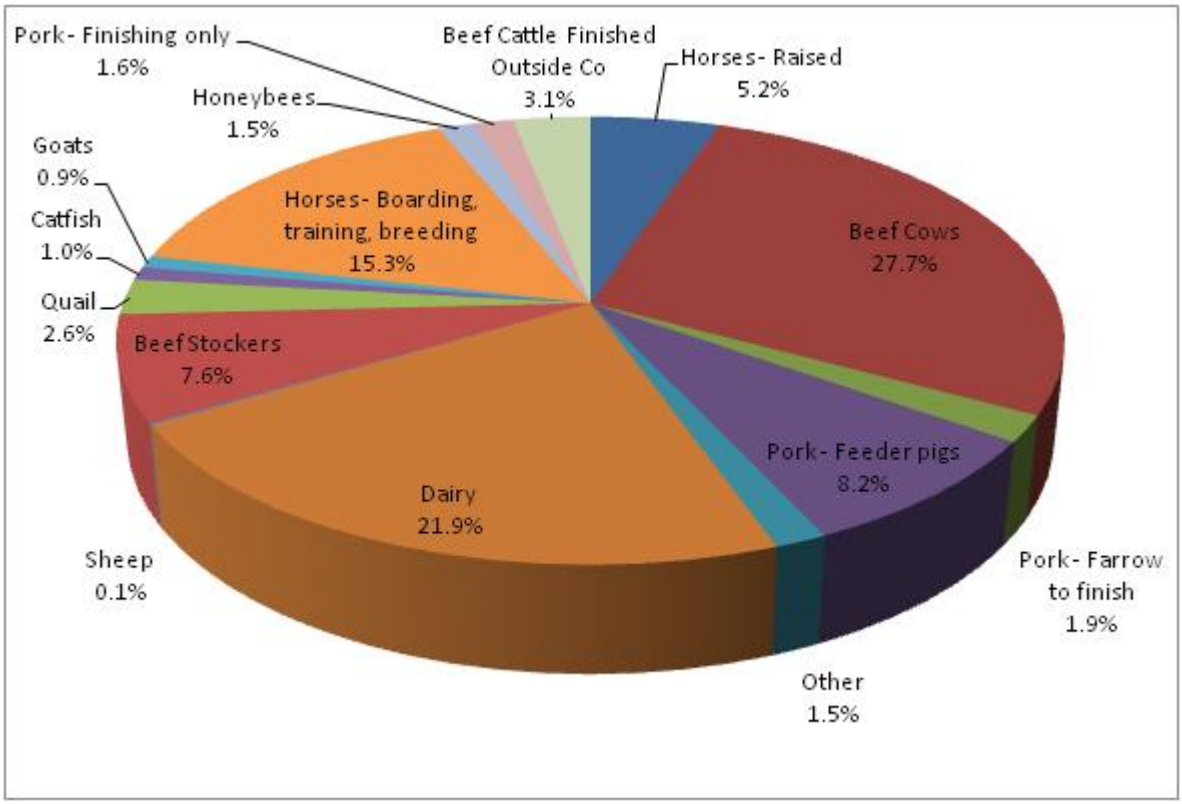

Beef Cattle Finished Outside County Farm Gate Value 2013

Rank	County	No.	Prod./Head	$/lb	Farm gate
-	Appling				$0
-	Atkinson				$0
-	Bacon				$0
35	Baker	100	500.0	$1.23	$61,500
25	Baldwin	300	500.0	$1.45	$217,500
16	Banks	700	500.0	$1.45	$507,500
-	Barrow				$0
11	Bartow	1,200	500.0	$1.23	$738,000
-	Ben Hill				$0
-	Berrien				$0
-	Bibb				$0
14	Bleckley	1,000	500.0	$1.23	$615,000
38	Brantley	55	500.0	$1.45	$39,875
-	Brooks				$0
-	Bryan				$0
26	Bulloch	250	500.0	$1.45	$181,250
-	Burke				$0
-	Butts				$0
21	Calhoun	400	500.0	$1.45	$290,000
40	Camden	50	500.0	$1.45	$36,250
-	Candler				$0
1	Carroll	16,786	550.0	$1.45	$13,386,835
-	Catoosa				$0
44	Charlton	20	500.0	$2.45	$24,500
-	Chatham				$0
-	Chattahoochee				$0
6	Chattooga	1,500	500.0	$1.50	$1,125,000
-	Cherokee				$0
-	Clarke				$0
-	Clay				$0
27	Clayton	200	500.0	$1.50	$150,000
-	Clinch				$0
-	Cobb				$0
28	Coffee	200	500.0	$1.45	$145,000
-	Colquitt				$0
-	Columbia				$0
-	Cook				$0
30	Coweta	150	500.0	$1.45	$108,750
-	Crawford				$0
20	Crisp	446	500.0	$1.45	$323,350
32	Dade	110	500.0	$1.45	$79,750
-	Dawson				$0
-	Decatur				$0
-	DeKalb				$0
15	Dodge	750	500.0	$1.45	$543,750
-	Dooly				$0
-	Dougherty				$0
-	Douglas				$0
-	Early				$0
-	Echols				$0
8	Effingham	1,200	500.0	$1.45	$870,000
-	Elbert				$0
-	Emanuel				$0
-	Evans				$0
-	Fannin				$0
30	Fayette	150	500.0	$1.45	$108,750
29	Floyd	200	500.0	$1.20	$120,000
-	Forsyth				$0
-	Franklin				$0
-	Fulton				$0

Rank	County	No.	Prod./Head	$/lb	Farm gate
-	Gilmer				$0
24	Glascock	320	500.0	$1.52	$243,200
-	Glynn				$0
3	Gordon	6,500	500.0	$1.45	$4,712,500
-	Grady				$0
33	Greene	100	500.0	$1.45	$72,500
9	Gwinnett	1,179	500.0	$1.45	$854,775
21	Habersham	400	500.0	$1.45	$290,000
12	Hall	1,000	500.0	$1.45	$725,000
36	Hancock	85	500.0	$1.40	$59,500
33	Haralson	100	500.0	$1.45	$72,500
34	Harris	90	500.0	$1.45	$65,250
22	Hart	396	500.0	$1.45	$287,100
25	Heard	300	500.0	$1.45	$217,500
-	Henry				$0
25	Houston	300	500.0	$1.45	$217,500
21	Irwin	400	500.0	$1.45	$290,000
12	Jackson	1,000	500.0	$1.45	$725,000
13	Jasper	900	500.0	$1.45	$652,500
-	Jeff Davis				$0
19	Jefferson	500	500.0	$1.45	$362,500
-	Jenkins				$0
-	Johnson				$0
37	Jones	80	500.0	$1.45	$58,000
25	Lamar	300	500.0	$1.45	$217,500
-	Lanier				$0
-	Laurens				$0
-	Lee				$0
-	Liberty				$0
19	Lincoln	500	500.0	$1.45	$362,500
-	Long				$0
-	Lowndes				$0
-	Lumpkin				$0
25	Macon	300	500.0	$1.45	$217,500
-	Madison				$0
-	Marion				$0
28	McDuffie	200	500.0	$1.45	$145,000
-	McIntosh				$0
5	Meriwether	2,100	500.0	$1.45	$1,522,500
7	Miller	1,500	500.0	$1.45	$1,087,500
4	Mitchell	2,200	500.0	$1.45	$1,595,000
42	Monroe	50	500.0	$1.33	$33,250
-	Montgomery				$0
-	Morgan				$0
-	Murray				$0
-	Muscogee				$0
40	Newton	50	500.0	$1.45	$36,250
31	Oconee	100	500.0	$1.60	$80,000
19	Oglethorpe	500	500.0	$1.45	$362,500
-	Paulding				$0
-	Peach				$0
-	Pickens				$0
-	Pierce				$0
-	Pike				$0
26	Polk	250	500.0	$1.45	$181,250
-	Pulaski				$0
17	Putnam	680	500.0	$1.45	$493,000
-	Quitman				$0
-	Rabun				$0
7	Randolph	1,500	500.0	$1.45	$1,087,500

Rank	County	No.	Prod./Head	$/lb	Farm gate
33	Richmond	100	500.0	$1.45	$72,500
19	Rockdale	500	500.0	$1.45	$362,500
-	Schley				$0
-	Screven				$0
-	Seminole				$0
-	Spalding				$0
2	Stephens	16,000	500.0	$1.45	$11,600,000
-	Stewart				$0
-	Sumter				$0
-	Talbot				$0
-	Taliaferro				$0
26	Tattnall	250	500.0	$1.45	$181,250
-	Taylor				$0
-	Telfair				$0
-	Terrell				$0
-	Thomas				$0
-	Tift				$0
-	Toombs				$0
43	Towns	50	500.0	$1.23	$30,750
-	Treutlen				$0
10	Troup	1,200	500.0	$1.40	$840,000
-	Turner				$0
19	Twiggs	500	500.0	$1.45	$362,500
46	Union	20	500.0	$1.45	$14,500
21	Upson	400	500.0	$1.45	$290,000
19	Walker	500	500.0	$1.45	$362,500
-	Walton				$0
-	Ware				$0
23	Warren	380	500.0	$1.45	$275,500
-	Washington				$0
18	Wayne	550	500.0	$1.45	$398,750
-	Webster				$0
41	Wheeler	48	500.0	$1.45	$34,800
-	White				$0
-	Whitfield				$0
39	Wilcox	50	500.0	$1.56	$39,000
19	Wilkes	500	500.0	$1.45	$362,500
-	Wilkinson				$0
45	Worth	25	600.0	$1.45	$21,750
	Totals & Avg.	**70,720**			**$52,247,935**

Percent of Livestock/Aquaculture 3.11%

Top Ten Counties by Value - Beef Cattle Finished Outside County

County	No.	Prod./Head	$/lb	Farm gate
Carroll	16,786	550.0	$1.45	$13,386,835
Stephens	16,000	500.0	$1.45	$11,600,000
Gordon	6,500	500.0	$1.45	$4,712,500
Mitchell	2,200	500.0	$1.45	$1,595,000
Meriwether	2,100	500.0	$1.45	$1,522,500
Chattooga	1,500	500.0	$1.50	$1,125,000
Miller	1,500	500.0	$1.45	$1,087,500
Randolph	1,500	500.0	$1.45	$1,087,500
Effingham	1,200	500.0	$1.45	$870,000
Gwinnett	1,179	500.0	$1.45	$854,775

Top Ten Counties

For Beef Cattle Finished Outside County

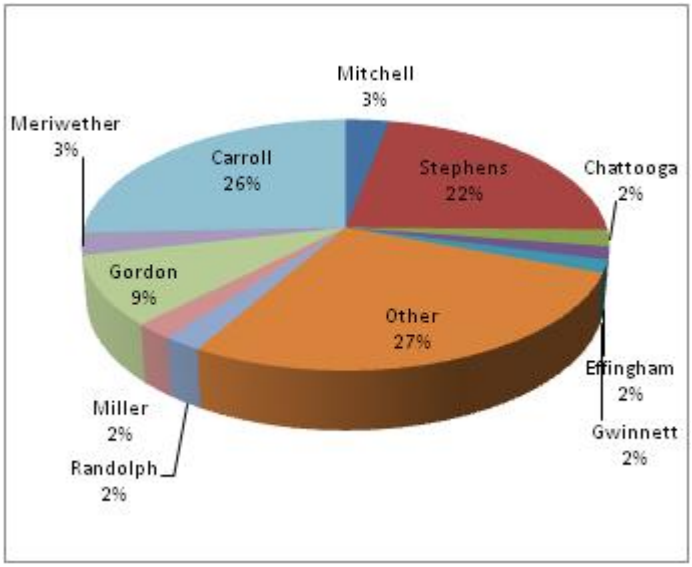

Beef Cows Farm Gate Value 2013

Rank	County	No.	Prod./Head	$/lb	Farm gate
52	Appling	4,500	373.5	$1.55	$2,605,163
32	Atkinson	7,500	373.5	$1.55	$4,341,938
34	Bacon	7,200	373.5	$1.55	$4,168,260
-	Baker				$0
79	Baldwin	2,700	373.5	$1.55	$1,563,098
34	Banks	7,200	373.5	$1.55	$4,168,260
35	Barrow	7,000	373.5	$1.55	$4,052,475
29	Bartow	9,900	373.5	$1.25	$4,622,063
81	Ben Hill	3,100	373.5	$1.25	$1,447,313
56	Berrien	4,000	373.5	$1.55	$2,315,700
87	Bibb	2,000	373.5	$1.55	$1,157,850
84	Bleckley	2,900	373.5	$1.25	$1,353,938
81	Brantley	2,500	373.5	$1.55	$1,447,313
-	Brooks				$0
104	Bryan	250	373.5	$1.55	$144,731
12	Bulloch	12,000	373.5	$1.55	$6,947,100
18	Burke	10,000	373.5	$1.55	$5,789,250
-	Butts				$0
68	Calhoun	3,500	373.5	$1.55	$2,026,238
103	Camden	270	373.5	$1.55	$156,310
86	Candler	2,100	373.5	$1.55	$1,215,743
3	Carroll	22,676	310.0	$1.55	$10,895,994
46	Catoosa	5,000	373.5	$1.55	$2,894,625
92	Charlton	1,350	365.2	$1.55	$764,181
-	Chatham				$0
-	Chattahoochee				$0
25	Chattooga	9,000	373.5	$1.50	$5,042,250
53	Cherokee	4,450	373.5	$1.55	$2,576,216
91	Clarke	1,500	373.5	$1.55	$868,388
46	Clay	5,000	373.5	$1.55	$2,894,625
106	Clayton	180	373.5	$1.55	$104,207
101	Clinch	400	373.5	$1.55	$231,570
-	Cobb				$0
9	Coffee	14,100	373.5	$1.55	$8,162,843
8	Colquitt	14,500	373.5	$1.55	$8,394,413
88	Columbia	1,800	352.8	$1.80	$1,142,910
81	Cook	2,500	373.5	$1.55	$1,447,313
14	Coweta	11,000	373.5	$1.55	$6,368,175
-	Crawford				$0
58	Crisp	3,895	373.5	$1.55	$2,254,913
57	Dade	3,900	373.5	$1.55	$2,257,808
81	Dawson	2,500	373.5	$1.55	$1,447,313
37	Decatur	6,000	373.5	$1.70	$3,809,700
-	DeKalb				$0
20	Dodge	9,500	373.5	$1.55	$5,499,788
71	Dooly	4,100	373.5	$1.25	$1,914,188
83	Dougherty	2,400	373.5	$1.55	$1,389,420
108	Douglas	100	373.5	$1.55	$57,893
10	Early	14,000	373.5	$1.55	$8,104,950
80	Echols	2,100	373.5	$1.95	$1,529,483
68	Effingham	3,500	373.5	$1.55	$2,026,238
13	Elbert	11,100	373.5	$1.55	$6,426,068
28	Emanuel	8,000	373.5	$1.55	$4,631,400
61	Evans	3,750	373.5	$1.55	$2,170,969
89	Fannin	1,800	373.5	$1.55	$1,042,065
105	Fayette	200	373.5	$1.55	$115,785
23	Floyd	14,000	373.5	$0.98	$5,124,420
93	Forsyth	1,250	373.5	$1.55	$723,656
5	Franklin	16,000	373.5	$1.55	$9,262,800
69	Fulton	4,000	332.0	$1.50	$1,992,000

Rank	County	No.	Prod./Head	$/lb	Farm gate
72	Gilmer	3,300	373.5	$1.55	$1,910,453
60	Glascock	3,800	373.5	$1.55	$2,199,915
107	Glynn	163	373.5	$1.55	$94,365
15	Gordon	10,780	373.5	$1.55	$6,240,812
30	Grady	7,800	373.5	$1.55	$4,515,615
24	Greene	8,787	373.5	$1.55	$5,087,014
-	Gwinnett				$0
27	Habersham	8,500	373.5	$1.55	$4,920,863
31	Hall	9,600	373.5	$1.25	$4,482,000
65	Hancock	3,650	373.5	$1.55	$2,113,076
48	Haralson	4,800	373.5	$1.55	$2,778,840
22	Harris	4,000	830.0	$1.55	$5,146,000
11	Hart	12,250	373.5	$1.55	$7,091,831
75	Heard	3,145	373.5	$1.55	$1,820,719
55	Henry	5,000	373.5	$1.25	$2,334,375
100	Houston	500	373.5	$1.55	$289,463
38	Irwin	6,500	373.5	$1.55	$3,763,013
7	Jackson	15,000	373.5	$1.55	$8,683,875
26	Jasper	8,700	373.5	$1.55	$5,036,648
42	Jeff Davis	6,000	373.5	$1.55	$3,473,550
52	Jefferson	4,500	373.5	$1.55	$2,605,163
74	Jenkins	2,897	410.9	$1.55	$1,844,860
54	Johnson	4,400	373.5	$1.55	$2,547,270
45	Jones	5,100	373.5	$1.55	$2,952,518
67	Lamar	3,600	373.5	$1.55	$2,084,130
85	Lanier	2,200	373.5	$1.55	$1,273,635
50	Laurens	4,600	373.5	$1.55	$2,663,055
63	Lee	3,700	373.5	$1.55	$2,142,023
99	Liberty	725	373.5	$1.55	$419,721
38	Lincoln	6,500	373.5	$1.55	$3,763,013
90	Long	1,600	373.5	$1.55	$926,280
45	Lowndes	5,100	373.5	$1.55	$2,952,518
81	Lumpkin	2,500	373.5	$1.55	$1,447,313
87	Macon	2,000	373.5	$1.55	$1,157,850
2	Madison	16,000	373.5	$2.00	$11,952,000
76	Marion	3,050	373.5	$1.55	$1,765,721
49	McDuffie	4,700	373.5	$1.55	$2,720,948
-	McIntosh				$0
35	Meriwether	7,000	373.5	$1.55	$4,052,475
6	Miller	15,750	373.5	$1.55	$9,118,069
20	Mitchell	9,500	373.5	$1.55	$5,499,788
64	Monroe	3,800	373.5	$1.50	$2,128,950
87	Montgomery	2,000	373.5	$1.55	$1,157,850
1	Morgan	21,000	373.5	$1.55	$12,157,425
43	Murray	5,500	373.5	$1.55	$3,184,088
-	Muscogee				$0
17	Newton	8,000	415.0	$1.85	$6,142,000
14	Oconee	11,000	373.5	$1.55	$6,368,175
21	Oglethorpe	9,000	373.5	$1.55	$5,210,325
85	Paulding	2,200	373.5	$1.55	$1,273,635
100	Peach	500	373.5	$1.55	$289,463
70	Pickens	3,400	373.5	$1.55	$1,968,345
47	Pierce	4,900	373.5	$1.55	$2,836,733
67	Pike	3,600	373.5	$1.55	$2,084,130
36	Polk	6,600	373.5	$1.55	$3,820,905
98	Pulaski	800	373.5	$1.55	$463,140
16	Putnam	10,620	373.5	$1.55	$6,148,184
-	Quitman				$0
78	Rabun	3,500	373.5	$1.25	$1,634,063
82	Randolph	2,450	373.5	$1.55	$1,418,366

Rank	County	No.	Prod./Head	$/lb	Farm gate
94	Richmond	1,200	373.5	$1.55	$694,710
-	Rockdale				$0
98	Schley	800	373.5	$1.55	$463,140
59	Screven	6,000	373.5	$1.00	$2,241,000
33	Seminole	6,700	373.5	$1.70	$4,254,165
87	Spalding	2,000	373.5	$1.55	$1,157,850
40	Stephens	6,400	373.5	$1.55	$3,705,120
102	Stewart	350	373.5	$1.55	$202,624
38	Sumter	6,500	373.5	$1.55	$3,763,013
39	Talbot	5,000	373.5	$2.00	$3,735,000
-	Taliaferro				$0
14	Tattnall	11,000	373.5	$1.55	$6,368,175
85	Taylor	2,200	373.5	$1.55	$1,273,635
56	Telfair	4,000	373.5	$1.55	$2,315,700
98	Terrell	800	373.5	$1.55	$463,140
48	Thomas	4,800	373.5	$1.55	$2,778,840
41	Tift	6,000	394.3	$1.55	$3,666,525
73	Toombs	3,250	373.5	$1.55	$1,881,506
66	Towns	4,500	373.5	$1.25	$2,100,938
95	Treutlen	1,175	373.5	$1.55	$680,237
77	Troup	5,500	373.5	$0.85	$1,746,113
35	Turner	7,000	373.5	$1.55	$4,052,475
87	Twiggs	2,000	373.5	$1.55	$1,157,850
81	Union	2,500	373.5	$1.55	$1,447,313
51	Upson	4,550	373.5	$1.55	$2,634,109
20	Walker	9,500	373.5	$1.55	$5,499,788
19	Walton	9,900	373.5	$1.55	$5,731,358
81	Ware	2,500	373.5	$1.55	$1,447,313
44	Warren	5,450	373.5	$1.55	$3,155,141
60	Washington	3,800	373.5	$1.55	$2,199,915
46	Wayne	5,000	373.5	$1.55	$2,894,625
97	Webster	900	373.5	$1.55	$521,033
43	Wheeler	5,500	373.5	$1.55	$3,184,088
28	White	8,000	373.5	$1.55	$4,631,400
21	Whitfield	9,000	373.5	$1.55	$5,210,325
62	Wilcox	3,500	373.5	$1.65	$2,156,963
4	Wilkes	18,000	373.5	$1.55	$10,420,650
96	Wilkinson	1,050	373.5	$1.55	$607,871
10	Worth	14,000	373.5	$1.55	$8,104,950
	Totals & Avg.	**811,063**			**$465,796,437**

Percent of Livestock/Aquaculture 27.73%

Top Ten Counties by Value - Beef Cows

County	No.	Prod./Head	$/lb	Farm gate
Morgan	21,000	373.5	$1.55	$12,157,425
Madison	16,000	373.5	$2.00	$11,952,000
Carroll	22,676	310.0	$1.55	$10,895,994
Wilkes	18,000	373.5	$1.55	$10,420,650
Franklin	16,000	373.5	$1.55	$9,262,800
Miller	15,750	373.5	$1.55	$9,118,069
Jackson	15,000	373.5	$1.55	$8,683,875
Colquitt	14,500	373.5	$1.55	$8,394,413
Coffee	14,100	373.5	$1.55	$8,162,843
Early	14,000	373.5	$1.55	$8,104,950

Top Ten Counties

For Beef Cows

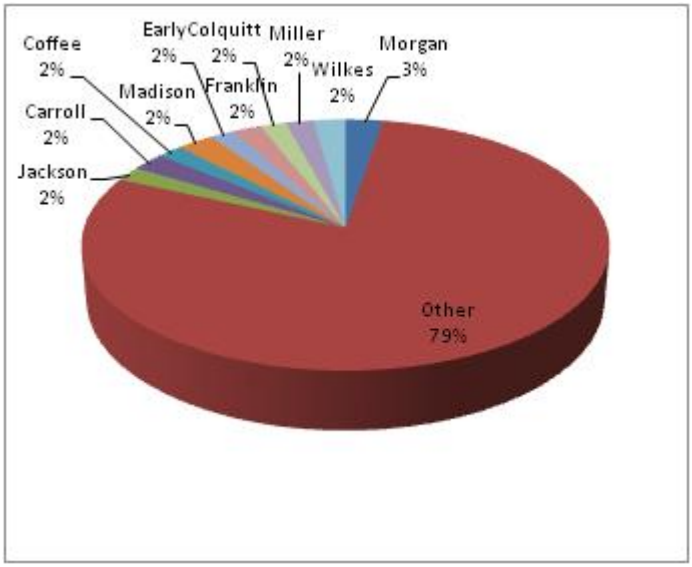

Beef Stockers Farm Gate Value 2013

Rank	County	No.	Prod./Head	$/lb	Farm gate
61	Appling	250	300.0	$1.80	$135,000
-	Atkinson				$0
59	Bacon	300	300.0	$1.80	$162,000
24	Baker	3,000	300.0	$1.80	$1,620,000
38	Baldwin	1,200	300.0	$1.80	$648,000
19	Banks	3,800	300.0	$1.80	$2,052,000
66	Barrow	150	300.0	$1.80	$81,000
15	Bartow	5,400	300.0	$1.55	$2,511,000
29	Ben Hill	2,400	300.0	$1.55	$1,116,000
13	Berrien	5,300	300.0	$1.80	$2,862,000
-	Bibb				$0
44	Bleckley	825	300.0	$1.50	$371,250
64	Brantley	175	300.0	$1.80	$94,500
62	Brooks	200	300.0	$1.80	$108,000
-	Bryan				$0
59	Bulloch	300	300.0	$1.80	$162,000
34	Burke	1,500	300.0	$1.80	$810,000
-	Butts				$0
24	Calhoun	3,000	300.0	$1.80	$1,620,000
-	Camden				$0
57	Candler	350	300.0	$1.80	$189,000
9	Carroll	5,669	373.5	$1.80	$3,061,260
59	Catoosa	300	300.0	$1.80	$162,000
69	Charlton	90	300.0	$1.80	$48,600
-	Chatham				$0
-	Chattahoochee				$0
27	Chattooga	3,000	300.0	$1.50	$1,350,000
25	Cherokee	2,900	300.0	$1.80	$1,566,000
-	Clarke				$0
45	Clay	650	300.0	$1.80	$351,000
68	Clayton	95	300.0	$1.80	$51,300
67	Clinch	100	300.0	$1.80	$54,000
-	Cobb				$0
-	Coffee				$0
61	Colquitt	250	300.0	$1.80	$135,000
60	Columbia	300	325.0	$1.65	$160,875
20	Cook	3,600	300.0	$1.80	$1,944,000
66	Coweta	150	300.0	$1.80	$81,000
-	Crawford				$0
36	Crisp	1,235	300.0	$1.80	$666,900
53	Dade	450	300.0	$1.80	$243,000
-	Dawson				$0
26	Decatur	2,500	300.0	$1.90	$1,425,000
-	DeKalb				$0
14	Dodge	5,000	300.0	$1.80	$2,700,000
54	Dooly	850	300.0	$0.93	$237,150
38	Dougherty	1,200	300.0	$1.80	$648,000
-	Douglas				$0
12	Early	5,500	300.0	$1.80	$2,970,000
-	Echols				$0
61	Effingham	250	300.0	$1.80	$135,000
61	Elbert	250	300.0	$1.80	$135,000
39	Emanuel	1,150	300.0	$1.80	$621,000
41	Evans	800	300.0	$1.80	$432,000
35	Fannin	1,300	300.0	$1.80	$702,000
41	Fayette	800	300.0	$1.80	$432,000
5	Floyd	8,500	300.0	$1.83	$4,666,500
-	Forsyth				$0
24	Franklin	3,000	300.0	$1.80	$1,620,000
63	Fulton	385	300.0	$0.93	$107,415

Rank	County	No.	Prod./Head	$/lb	Farm gate
22	Gilmer	3,200	300.0	$1.80	$1,728,000
50	Glascock	450	340.0	$1.82	$278,460
-	Glynn				$0
21	Gordon	3,500	300.0	$1.80	$1,890,000
3	Grady	10,300	300.0	$1.80	$5,562,000
62	Greene	200	300.0	$1.80	$108,000
-	Gwinnett				$0
51	Habersham	500	300.0	$1.80	$270,000
10	Hall	5,600	300.0	$1.80	$3,024,000
56	Hancock	350	320.0	$1.85	$207,200
61	Haralson	250	300.0	$1.80	$135,000
70	Harris	75	300.0	$1.80	$40,500
11	Hart	5,540	300.0	$1.80	$2,991,600
34	Heard	1,500	300.0	$1.80	$810,000
48	Henry	678	300.0	$1.55	$315,270
-	Houston				$0
40	Irwin	1,000	300.0	$1.80	$540,000
1	Jackson	16,000	300.0	$1.80	$8,640,000
34	Jasper	1,500	300.0	$1.80	$810,000
-	Jeff Davis				$0
40	Jefferson	1,000	300.0	$1.80	$540,000
37	Jenkins	1,103	321.0	$1.85	$655,017
2	Johnson	11,000	300.0	$1.80	$5,940,000
51	Jones	500	300.0	$1.80	$270,000
21	Lamar	3,500	300.0	$1.80	$1,890,000
51	Lanier	500	300.0	$1.80	$270,000
16	Laurens	4,300	300.0	$1.80	$2,322,000
32	Lee	1,700	300.0	$1.80	$918,000
55	Liberty	400	300.0	$1.80	$216,000
47	Lincoln	600	300.0	$1.80	$324,000
43	Long	700	300.0	$1.80	$378,000
34	Lowndes	1,500	300.0	$1.80	$810,000
62	Lumpkin	200	300.0	$1.80	$108,000
-	Macon				$0
51	Madison	500	300.0	$1.80	$270,000
42	Marion	750	300.0	$1.80	$405,000
42	McDuffie	750	300.0	$1.80	$405,000
-	McIntosh				$0
31	Meriwether	1,800	300.0	$1.80	$972,000
6	Miller	7,200	300.0	$1.80	$3,888,000
14	Mitchell	5,000	300.0	$1.80	$2,700,000
23	Monroe	3,500	300.0	$1.60	$1,680,000
38	Montgomery	1,200	300.0	$1.80	$648,000
40	Morgan	1,000	300.0	$1.80	$540,000
-	Murray				$0
-	Muscogee				$0
40	Newton	1,000	300.0	$1.80	$540,000
46	Oconee	600	300.0	$1.85	$333,000
4	Oglethorpe	9,500	300.0	$1.80	$5,130,000
-	Paulding				$0
61	Peach	250	300.0	$1.80	$135,000
-	Pickens				$0
59	Pierce	300	300.0	$1.80	$162,000
-	Pike				$0
24	Polk	3,000	300.0	$1.80	$1,620,000
45	Pulaski	650	300.0	$1.80	$351,000
58	Putnam	340	300.0	$1.80	$183,600
-	Quitman				$0
-	Rabun				$0
47	Randolph	600	300.0	$1.80	$324,000

Rank	County	No.	Prod./Head	$/lb	Farm gate
49	Richmond	575	300.0	$1.80	$310,500
-	Rockdale				$0
67	Schley	100	300.0	$1.80	$54,000
40	Screven	2,000	300.0	$0.90	$540,000
17	Seminole	4,000	300.0	$1.90	$2,280,000
-	Spalding				$0
7	Stephens	6,500	300.0	$1.80	$3,510,000
-	Stewart				$0
59	Sumter	300	300.0	$1.80	$162,000
-	Talbot				$0
-	Taliaferro				$0
40	Tattnall	1,000	300.0	$1.80	$540,000
61	Taylor	250	300.0	$1.80	$135,000
38	Telfair	1,200	300.0	$1.80	$648,000
40	Terrell	1,000	300.0	$1.80	$540,000
8	Thomas	5,900	300.0	$1.80	$3,186,000
61	Tift	250	300.0	$1.80	$135,000
27	Toombs	2,500	300.0	$1.80	$1,350,000
65	Towns	200	300.0	$1.55	$93,000
47	Treutlen	600	300.0	$1.80	$324,000
57	Troup	350	300.0	$1.80	$189,000
40	Turner	1,000	300.0	$1.80	$540,000
-	Twiggs				$0
-	Union				$0
28	Upson	2,200	300.0	$1.80	$1,188,000
30	Walker	2,000	300.0	$1.80	$1,080,000
42	Walton	750	300.0	$1.80	$405,000
62	Ware	200	300.0	$1.80	$108,000
33	Warren	1,360	350.0	$1.92	$913,920
31	Washington	1,800	300.0	$1.80	$972,000
62	Wayne	200	300.0	$1.80	$108,000
34	Webster	1,500	300.0	$1.80	$810,000
28	Wheeler	2,200	300.0	$1.80	$1,188,000
-	White				$0
-	Whitfield				$0
52	Wilcox	500	300.0	$1.65	$247,500
38	Wilkes	1,200	300.0	$1.80	$648,000
59	Wilkinson	300	300.0	$1.80	$162,000
18	Worth	4,000	300.0	$1.80	$2,160,000
	Totals & Avg.	**239,945**			**$128,052,317**

Percent of Livestock/Aquaculture 7.62%

Top Ten Counties by Value - Beef Stockers

County	No.	Prod./Head	$/lb	Farm gate
Jackson	16,000	300.0	$1.80	$8,640,000
Johnson	11,000	300.0	$1.80	$5,940,000
Grady	10,300	300.0	$1.80	$5,562,000
Oglethorpe	9,500	300.0	$1.80	$5,130,000
Floyd	8,500	300.0	$1.83	$4,666,500
Miller	7,200	300.0	$1.80	$3,888,000
Stephens	6,500	300.0	$1.80	$3,510,000
Thomas	5,900	300.0	$1.80	$3,186,000
Carroll	5,669	373.5	$1.80	$3,061,260
Hall	5,600	300.0	$1.80	$3,024,000

Top Ten Counties

For Beef Stockers

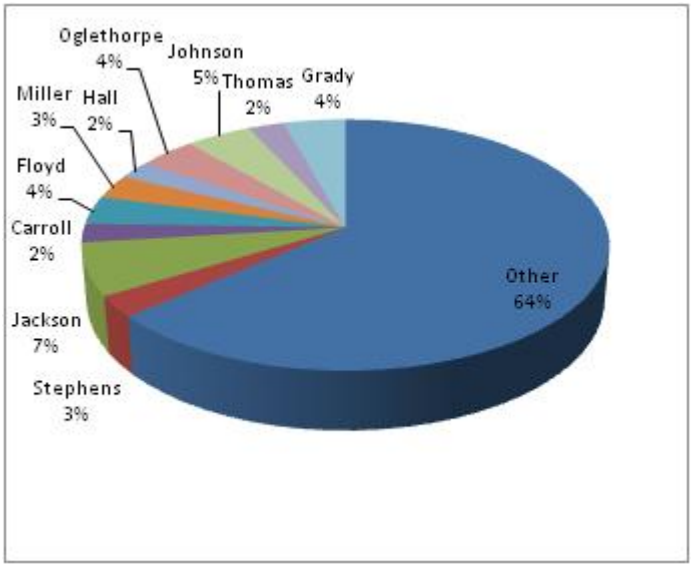

Catfish Farm Gate Value 2013

Rank	County	Pond	Lbs/Acre	$/lb	Farm gate
-	Appling				$0
31	Atkinson	2	1,500	$2.10	$6,300
-	Bacon				$0
3	Baker	120	3,000	$2.30	$828,000
24	Baldwin	6	1,650	$2.10	$20,790
-	Banks				$0
-	Barrow				$0
-	Bartow				$0
20	Ben Hill	7	1,600	$2.30	$25,760
-	Berrien				$0
-	Bibb				$0
-	Bleckley				$0
-	Brantley				$0
-	Brooks				$0
-	Bryan				$0
29	Bulloch	5	1,000	$2.10	$10,500
-	Burke				$0
10	Butts	70	1,000	$2.10	$147,000
-	Calhoun				$0
-	Camden				$0
-	Candler				$0
22	Carroll	5	1,700	$2.50	$21,250
-	Catoosa				$0
-	Charlton				$0
-	Chatham				$0
-	Chattahoochee				$0
1	Chattooga	400	12,000	$2.10	$10,080,000
-	Cherokee				$0
-	Clarke				$0
-	Clay				$0
-	Clayton				$0
-	Clinch				$0
-	Cobb				$0
-	Coffee				$0
-	Colquitt				$0
-	Columbia				$0
-	Cook				$0
-	Coweta				$0
-	Crawford				$0
-	Crisp				$0
-	Dade				$0
-	Dawson				$0
9	Decatur	13	8,000	$2.10	$218,400
-	DeKalb				$0
-	Dodge				$0
-	Dooly				$0
4	Dougherty	70	4,000	$2.10	$588,000
-	Douglas				$0
-	Early				$0
-	Echols				$0
-	Effingham				$0
-	Elbert				$0
-	Emanuel				$0
-	Evans				$0
-	Fannin				$0
-	Fayette				$0
16	Floyd	3	4,500	$2.30	$31,050
-	Forsyth				$0
-	Franklin				$0
8	Fulton	82	2,150	$1.46	$257,398

Rank	County	Pond	Lbs/Acre	$/lb	Farm gate
-	Gilmer				$0
-	Glascock				$0
-	Glynn				$0
-	Gordon				$0
-	Grady				$0
-	Greene				$0
-	Gwinnett				$0
-	Habersham				$0
-	Hall				$0
13	Hancock	109	360	$2.00	$78,480
-	Haralson				$0
7	Harris	100	2,000	$2.10	$420,000
-	Hart				$0
-	Heard				$0
-	Henry				$0
-	Houston				$0
-	Irwin				$0
10	Jackson	35	2,000	$2.10	$147,000
-	Jasper				$0
-	Jeff Davis				$0
2	Jefferson	186	3,800	$2.30	$1,625,640
27	Jenkins	5	1,100	$2.10	$11,550
-	Johnson				$0
-	Jones				$0
-	Lamar				$0
11	Lanier	150	400	$2.10	$126,000
-	Laurens				$0
-	Lee				$0
-	Liberty				$0
-	Lincoln				$0
30	Long	3	1,500	$2.10	$9,450
-	Lowndes				$0
-	Lumpkin				$0
-	Macon				$0
-	Madison				$0
-	Marion				$0
-	McDuffie				$0
-	McIntosh				$0
5	Meriwether	160	1,500	$2.10	$504,000
-	Miller				$0
-	Mitchell				$0
17	Monroe	10	1,300	$2.30	$29,900
-	Montgomery				$0
-	Morgan				$0
-	Murray				$0
-	Muscogee				$0
-	Newton				$0
-	Oconee				$0
-	Oglethorpe				$0
18	Paulding	7	2,000	$2.10	$29,400
-	Peach				$0
-	Pickens				$0
-	Pierce				$0
15	Pike	15	1,000	$2.10	$31,500
-	Polk				$0
-	Pulaski				$0
14	Putnam	20,000	2	$2.10	$63,000
-	Quitman				$0
-	Rabun				$0
-	Randolph				$0

Rank	County	Pond	Lbs/Acre	$/lb	Farm gate
-	Richmond				$0
-	Rockdale				$0
-	Schley				$0
28	Screven	5	1,000	$2.30	$11,500
6	Seminole	150	1,600	$2.00	$480,000
-	Spalding				$0
-	Stephens				$0
-	Stewart				$0
-	Sumter				$0
11	Talbot	50	1,200	$2.10	$126,000
-	Taliaferro				$0
-	Tattnall				$0
-	Taylor				$0
-	Telfair				$0
21	Terrell	5	2,000	$2.30	$23,000
-	Thomas				$0
-	Tift				$0
19	Toombs	5	2,750	$2.10	$28,875
-	Towns				$0
-	Treutlen				$0
-	Troup				$0
-	Turner				$0
-	Twiggs				$0
-	Union				$0
12	Upson	50	1,000	$2.10	$105,000
-	Walker				$0
-	Walton				$0
-	Ware				$0
-	Warren				$0
-	Washington				$0
23	Wayne	5	2,000	$2.10	$21,000
-	Webster				$0
25	Wheeler	27	300	$2.10	$17,010
-	White				$0
-	Whitfield				$0
-	Wilcox				$0
-	Wilkes				$0
26	Wilkinson	5	1,300	$2.10	$13,650
-	Worth				$0
	Totals & Avg.	**21,865**			**$16,136,403**

Percent of Livestock/Aquaculture 0.96%

Top Ten Counties by Value - Catfish

County	Pond	Lbs/Acre	$/lb	Farm gate
Chattooga	400	12,000	$2.10	$10,080,000
Jefferson	186	3,800	$2.30	$1,625,640
Baker	120	3,000	$2.30	$828,000
Dougherty	70	4,000	$2.10	$588,000
Meriwether	160	1,500	$2.10	$504,000
Seminole	150	1,600	$2.00	$480,000
Harris	100	2,000	$2.10	$420,000
Fulton	82	2,150	$1.46	$257,398
Decatur	13	8,000	$2.10	$218,400
Butts	70	1,000	$2.10	$147,000

Top Ten Counties

For Catfish

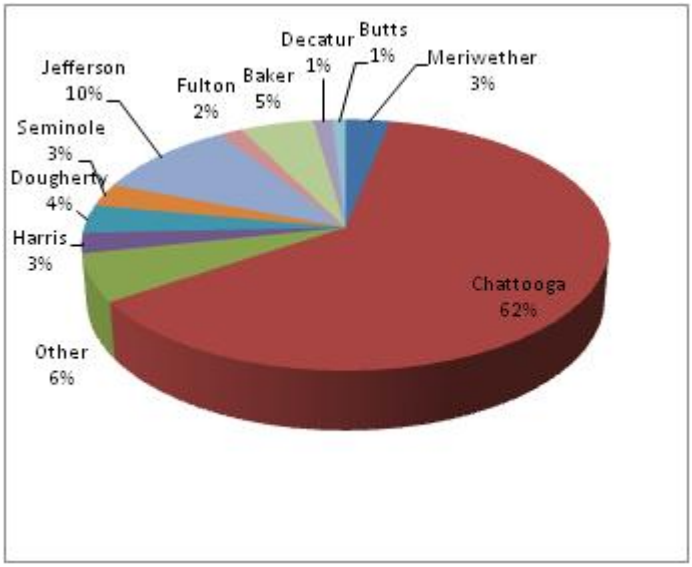

Dairy Farm Gate Value 2013

Rank	County	No.	Prod./Head	$/lb	Farm gate
6	Appling	4,000	18,209	$0.23	$16,752,280
-	Atkinson				$0
15	Bacon	1,350	18,209	$0.23	$5,653,895
-	Baker				$0
-	Baldwin				$0
62	Banks	50	18,209	$0.22	$200,299
-	Barrow				$0
-	Bartow				$0
-	Ben Hill				$0
30	Berrien	500	18,209	$0.23	$2,094,035
53	Bibb	120	18,500	$0.22	$488,400
-	Bleckley				$0
-	Brantley				$0
2	Brooks	11,500	18,209	$0.24	$50,256,840
-	Bryan				$0
-	Bulloch				$0
4	Burke	6,400	17,500	$0.23	$25,760,000
-	Butts				$0
-	Calhoun				$0
-	Camden				$0
-	Candler				$0
34	Carroll	356	17,155	$0.25	$1,526,795
-	Catoosa				$0
-	Charlton				$0
-	Chatham				$0
-	Chattahoochee				$0
48	Chattooga	150	18,300	$0.22	$603,900
-	Cherokee				$0
41	Clarke	300	18,209	$0.22	$1,201,794
-	Clay				$0
-	Clayton				$0
-	Clinch				$0
60	Cobb	50	19,000	$0.25	$237,500
-	Coffee				$0
30	Colquitt	500	18,209	$0.23	$2,094,035
58	Columbia	65	18,500	$0.23	$276,575
-	Cook				$0
31	Coweta	356	22,210	$0.22	$1,739,487
-	Crawford				$0
63	Crisp	400	1,750	$0.23	$161,000
-	Dade				$0
-	Dawson				$0
16	Decatur	1,000	22,000	$0.23	$5,060,000
-	DeKalb				$0
-	Dodge				$0
42	Dooly	250	18,209	$0.24	$1,092,540
-	Dougherty				$0
-	Douglas				$0
-	Early				$0
-	Echols				$0
-	Effingham				$0
46	Elbert	220	16,500	$0.22	$798,600
-	Emanuel				$0
-	Evans				$0
-	Fannin				$0
-	Fayette				$0
64	Floyd	38	18,209	$0.22	$152,227
-	Forsyth				$0
-	Franklin				$0
-	Fulton				$0

Rank	County	No.	Prod./Head	$/lb	Farm gate
37	Gilmer	325	18,200	$0.25	$1,478,750
-	Glascock				$0
-	Glynn				$0
-	Gordon				$0
21	Grady	850	18,209	$0.23	$3,559,860
11	Greene	2,600	18,209	$0.23	$10,888,982
-	Gwinnett				$0
-	Habersham				$0
32	Hall	420	18,209	$0.22	$1,682,512
-	Hancock				$0
-	Haralson				$0
-	Harris				$0
18	Hart	1,050	18,209	$0.22	$4,206,279
-	Heard				$0
-	Henry				$0
39	Houston	360	18,000	$0.22	$1,425,600
-	Irwin				$0
-	Jackson				$0
17	Jasper	1,000	20,000	$0.23	$4,600,000
-	Jeff Davis				$0
9	Jefferson	3,100	18,209	$0.22	$12,418,538
13	Jenkins	875	45,500	$0.23	$9,156,875
-	Johnson				$0
29	Jones	430	23,600	$0.22	$2,232,560
55	Lamar	100	18,000	$0.22	$396,000
-	Lanier				$0
36	Laurens	300	21,533	$0.23	$1,485,777
7	Lee	3,500	18,209	$0.23	$14,658,245
-	Liberty				$0
-	Lincoln				$0
-	Long				$0
-	Lowndes				$0
-	Lumpkin				$0
1	Macon	13,000	18,209	$0.22	$52,077,740
-	Madison				$0
-	Marion				$0
22	McDuffie	880	18,209	$0.22	$3,525,262
-	McIntosh				$0
40	Meriwether	305	18,209	$0.22	$1,221,824
-	Miller				$0
8	Mitchell	3,000	18,209	$0.23	$12,564,210
47	Monroe	200	17,000	$0.20	$680,000
-	Montgomery				$0
3	Morgan	6,000	20,000	$0.23	$27,600,000
49	Murray	150	18,210	$0.22	$600,930
-	Muscogee				$0
62	Newton	50	18,209	$0.22	$200,299
44	Oconee	250	18,209	$0.22	$1,001,495
14	Oglethorpe	1,500	18,209	$0.22	$6,008,970
-	Paulding				$0
-	Peach				$0
-	Pickens				$0
24	Pierce	750	18,209	$0.23	$3,141,053
45	Pike	220	17,000	$0.22	$822,800
56	Polk	88	18,000	$0.22	$348,480
-	Pulaski				$0
5	Putnam	5,100	18,209	$0.22	$20,430,498
-	Quitman				$0
-	Rabun				$0
51	Randolph	125	19,500	$0.23	$560,625

Rank	County	No.	Prod./Head	$/lb	Farm gate
-	Richmond				$0
-	Rockdale				$0
-	Schley				$0
23	Screven	750	18,209	$0.24	$3,277,620
52	Seminole	98	22,000	$0.23	$495,880
57	Spalding	80	17,500	$0.22	$308,000
-	Stephens				$0
-	Stewart				$0
10	Sumter	2,500	19,500	$0.23	$11,212,500
59	Talbot	60	18,209	$0.22	$240,359
-	Taliaferro				$0
-	Tattnall				$0
-	Taylor				$0
-	Telfair				$0
-	Terrell				$0
28	Thomas	620	18,000	$0.23	$2,566,800
35	Tift	340	19,000	$0.23	$1,485,800
-	Toombs				$0
-	Towns				$0
-	Treutlen				$0
43	Troup	300	18,000	$0.20	$1,080,000
-	Turner				$0
-	Twiggs				$0
54	Union	100	18,209	$0.22	$400,598
33	Upson	400	18,209	$0.22	$1,602,392
44	Walker	250	18,209	$0.22	$1,001,495
-	Walton				$0
19	Ware	980	18,209	$0.23	$4,104,309
27	Warren	700	18,100	$0.21	$2,660,700
25	Washington	750	18,000	$0.22	$2,970,000
38	Wayne	350	18,209	$0.23	$1,465,825
-	Webster				$0
-	Wheeler				$0
50	White	90	18,209	$0.35	$573,584
61	Whitfield	55	18,210	$0.22	$220,341
26	Wilcox	775	19,000	$0.20	$2,945,000
12	Wilkes	2,600	18,000	$0.22	$10,296,000
-	Wilkinson				$0
20	Worth	950	18,209	$0.23	$3,978,667
	Totals & Avg.	**86,881**			**$368,010,233**

Percent of Livestock/Aquaculture 21.91%

Top Ten Counties by Value - Dairy

County	No.	Prod./Head	$/lb	Farm gate
Macon	13,000	18,209	$0.22	$52,077,740
Brooks	11,500	18,209	$0.24	$50,256,840
Morgan	6,000	20,000	$0.23	$27,600,000
Burke	6,400	17,500	$0.23	$25,760,000
Putnam	5,100	18,209	$0.22	$20,430,498
Appling	4,000	18,209	$0.23	$16,752,280
Lee	3,500	18,209	$0.23	$14,658,245
Mitchell	3,000	18,209	$0.23	$12,564,210
Jefferson	3,100	18,209	$0.22	$12,418,538
Sumter	2,500	19,500	$0.23	$11,212,500

Top Ten Counties

For Dairy

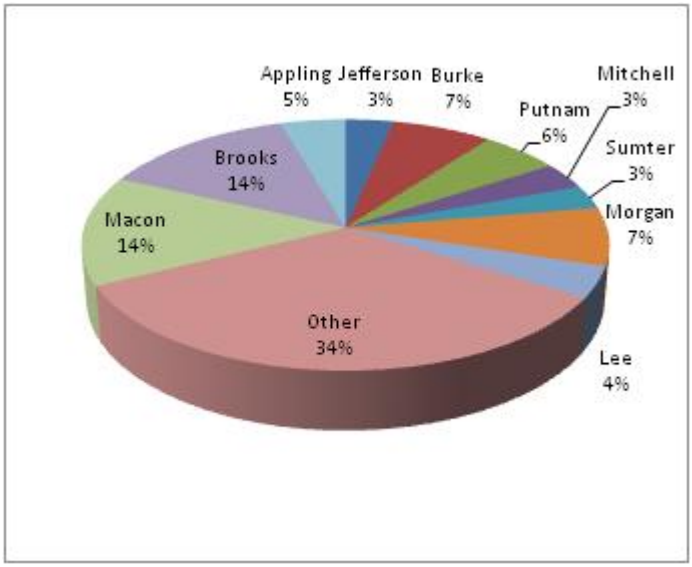

Goats Farm Gate Value 2013

Rank	County	No.	Prod./Head	$/Hd.	Farm gate
45	Appling	750	1.250	$80.00	$75,000
10	Atkinson	3,000	1.250	$80.00	$300,000
52	Bacon	500	1.250	$80.00	$50,000
52	Baker	400	1.250	$100.00	$50,000
74	Baldwin	110	1.250	$80.00	$11,000
3	Banks	3,900	1.250	$80.00	$390,000
-	Barrow				$0
32	Bartow	900	1.250	$100.00	$112,500
13	Ben Hill	1,600	1.250	$120.00	$240,000
31	Berrien	1,200	1.250	$80.00	$120,000
-	Bibb				$0
15	Bleckley	1,850	1.250	$100.00	$231,250
52	Brantley	500	1.250	$80.00	$50,000
7	Brooks	3,100	1.250	$90.00	$348,750
-	Bryan				$0
12	Bulloch	2,450	1.250	$80.00	$245,000
29	Burke	1,300	1.250	$80.00	$130,000
66	Butts	275	1.250	$80.00	$27,500
-	Calhoun				$0
-	Camden				$0
52	Candler	500	1.250	$80.00	$50,000
4	Carroll	1,750	1.250	$175.00	$382,813
77	Catoosa	100	1.250	$80.00	$10,000
62	Charlton	330	1.250	$80.00	$33,000
-	Chatham				$0
-	Chattahoochee				$0
56	Chattooga	400	1.250	$80.00	$40,000
28	Cherokee	960	1.250	$110.00	$132,000
-	Clarke				$0
80	Clay	50	1.250	$100.00	$6,250
1	Clayton	5,580	1.250	$140.00	$976,500
71	Clinch	150	1.250	$80.00	$15,000
75	Cobb	100	1.250	$85.00	$10,625
6	Coffee	3,500	1.250	$80.00	$350,000
22	Colquitt	1,650	1.250	$80.00	$165,000
58	Columbia	250	1.250	$120.00	$37,500
46	Cook	700	1.250	$80.00	$70,000
67	Coweta	250	1.250	$80.00	$25,000
-	Crawford				$0
26	Crisp	1,350	1.250	$80.00	$135,000
48	Dade	600	1.250	$80.00	$60,000
70	Dawson	165	1.250	$80.00	$16,500
31	Decatur	1,200	1.250	$80.00	$120,000
-	DeKalb				$0
17	Dodge	2,000	1.250	$80.00	$200,000
63	Dooly	250	1.250	$100.00	$31,250
71	Dougherty	150	1.250	$80.00	$15,000
-	Douglas				$0
-	Early				$0
65	Echols	300	1.250	$80.00	$30,000
37	Effingham	1,000	1.250	$80.00	$100,000
17	Elbert	2,000	1.250	$80.00	$200,000
16	Emanuel	2,100	1.250	$80.00	$210,000
71	Evans	150	1.250	$80.00	$15,000
55	Fannin	350	1.250	$100.00	$43,750
67	Fayette	250	1.250	$80.00	$25,000
34	Floyd	850	1.250	$100.00	$106,250
76	Forsyth	106	1.250	$80.00	$10,600
37	Franklin	1,000	1.250	$80.00	$100,000
59	Fulton	350	1.250	$80.00	$35,000

Rank	County	No.	Prod./Head	$/Hd.	Farm gate
52	Gilmer	500	1.250	$80.00	$50,000
39	Glascock	850	1.250	$85.00	$90,313
78	Glynn	76	1.250	$80.00	$7,600
24	Gordon	1,400	1.250	$80.00	$140,000
53	Grady	470	1.250	$80.00	$47,000
65	Greene	300	1.250	$80.00	$30,000
-	Gwinnett				$0
2	Habersham	4,500	1.250	$100.00	$562,500
8	Hall	3,400	1.250	$80.00	$340,000
42	Hancock	850	1.250	$80.00	$85,000
59	Haralson	350	1.250	$80.00	$35,000
67	Harris	250	1.250	$80.00	$25,000
37	Hart	800	1.250	$100.00	$100,000
45	Heard	750	1.250	$80.00	$75,000
60	Henry	275	1.250	$100.00	$34,375
64	Houston	301	1.250	$80.00	$30,100
10	Irwin	3,000	1.250	$80.00	$300,000
11	Jackson	2,500	1.250	$80.00	$250,000
77	Jasper	100	1.250	$80.00	$10,000
44	Jeff Davis	800	1.250	$80.00	$80,000
41	Jefferson	700	1.250	$100.00	$87,500
57	Jenkins	383	1.250	$80.00	$38,300
33	Johnson	1,100	1.250	$80.00	$110,000
69	Jones	200	1.250	$80.00	$20,000
-	Lamar				$0
65	Lanier	300	1.250	$80.00	$30,000
63	Laurens	250	1.250	$100.00	$31,250
69	Lee	200	1.250	$80.00	$20,000
69	Liberty	200	1.250	$80.00	$20,000
44	Lincoln	800	1.250	$80.00	$80,000
52	Long	500	1.250	$80.00	$50,000
37	Lowndes	1,000	1.250	$80.00	$100,000
71	Lumpkin	150	1.250	$80.00	$15,000
31	Macon	1,200	1.250	$80.00	$120,000
10	Madison	3,000	1.250	$80.00	$300,000
52	Marion	500	1.250	$80.00	$50,000
52	McDuffie	500	1.250	$80.00	$50,000
-	McIntosh				$0
5	Meriwether	3,800	1.250	$80.00	$380,000
51	Miller	450	1.250	$90.00	$50,625
48	Mitchell	600	1.250	$80.00	$60,000
52	Monroe	400	1.250	$100.00	$50,000
52	Montgomery	500	1.250	$80.00	$50,000
40	Morgan	900	1.250	$80.00	$90,000
-	Murray				$0
-	Muscogee				$0
37	Newton	1,000	1.250	$80.00	$100,000
27	Oconee	1,250	1.250	$85.00	$132,813
44	Oglethorpe	800	1.250	$80.00	$80,000
54	Paulding	450	1.250	$80.00	$45,000
72	Peach	150	1.250	$75.00	$14,063
56	Pickens	400	1.250	$80.00	$40,000
52	Pierce	500	1.250	$80.00	$50,000
69	Pike	200	1.250	$80.00	$20,000
50	Polk	425	1.250	$100.00	$53,125
73	Pulaski	130	1.250	$80.00	$13,000
65	Putnam	300	1.250	$80.00	$30,000
-	Quitman				$0
63	Rabun	250	1.250	$100.00	$31,250
81	Randolph	50	1.250	$80.00	$5,000

Rank	County	No.	Prod./Head	$/Hd.	Farm gate
65	Richmond	300	1.250	$80.00	$30,000
71	Rockdale	150	1.250	$80.00	$15,000
69	Schley	200	1.250	$80.00	$20,000
30	Screven	1,000	1.250	$100.00	$125,000
43	Seminole	660	1.250	$100.00	$82,500
77	Spalding	100	1.250	$80.00	$10,000
33	Stephens	1,100	1.250	$80.00	$110,000
81	Stewart	50	1.250	$80.00	$5,000
35	Sumter	1,050	1.250	$80.00	$105,000
69	Talbot	200	1.250	$80.00	$20,000
-	Taliaferro				$0
23	Tattnall	1,500	1.250	$80.00	$150,000
61	Taylor	300	1.250	$90.00	$33,750
10	Telfair	3,000	1.250	$80.00	$300,000
49	Terrell	550	1.250	$80.00	$55,000
77	Thomas	100	1.250	$80.00	$10,000
18	Tift	1,500	1.250	$100.00	$187,500
29	Toombs	1,300	1.250	$80.00	$130,000
67	Towns	200	1.250	$100.00	$25,000
68	Treutlen	220	1.250	$80.00	$22,000
-	Troup				$0
11	Turner	2,500	1.250	$80.00	$250,000
38	Twiggs	950	1.250	$80.00	$95,000
65	Union	300	1.250	$80.00	$30,000
31	Upson	1,200	1.250	$80.00	$120,000
26	Walker	1,200	1.250	$90.00	$135,000
20	Walton	1,750	1.250	$80.00	$175,000
44	Ware	800	1.250	$80.00	$80,000
19	Warren	1,800	1.250	$80.00	$180,000
33	Washington	1,100	1.250	$80.00	$110,000
14	Wayne	2,000	1.250	$95.00	$237,500
79	Webster	75	1.250	$80.00	$7,500
21	Wheeler	1,385	1.250	$100.00	$173,125
77	White	100	1.250	$80.00	$10,000
69	Whitfield	200	1.250	$80.00	$20,000
25	Wilcox	1,100	1.250	$100.00	$137,500
47	Wilkes	500	1.250	$100.00	$62,500
36	Wilkinson	1,025	1.250	$80.00	$102,500
9	Worth	2,500	1.250	$100.00	$312,500
	Totals & Avg.	**131,251**			**$14,520,725**

Percent of Livestock/Aquaculture 0.86%

Top Ten Counties by Value - Goats

County	No.	Prod./Head	$/Hd.	Farm gate
Clayton	5,580	1.250	$140.00	$976,500
Habersham	4,500	1.250	$100.00	$562,500
Banks	3,900	1.250	$80.00	$390,000
Carroll	1,750	1.250	$175.00	$382,813
Meriwether	3,800	1.250	$80.00	$380,000
Coffee	3,500	1.250	$80.00	$350,000
Brooks	3,100	1.250	$90.00	$348,750
Hall	3,400	1.250	$80.00	$340,000
Worth	2,500	1.250	$100.00	$312,500
Atkinson	3,000	1.250	$80.00	$300,000

Top Ten Counties

For Goats

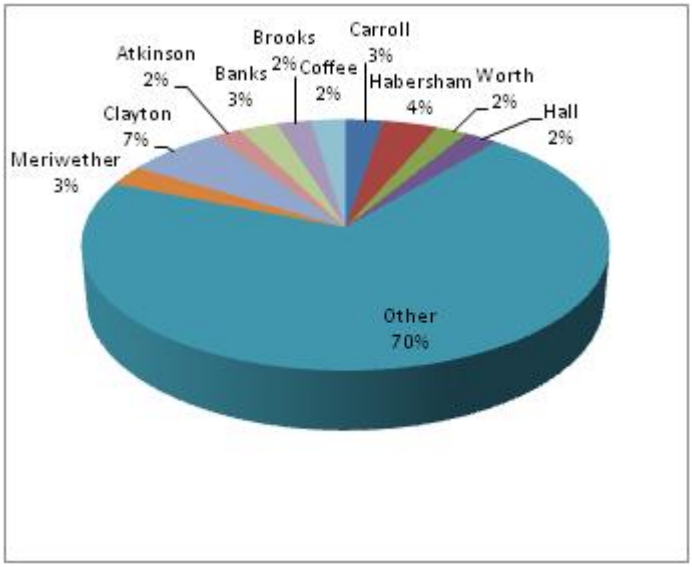

Honeybees Farm Gate Value 2013

Rank	County	Farm gate Value
10	Appling	$672,800
46	Atkinson	$56,000
15	Bacon	$452,620
92	Baker	$6,135
27	Baldwin	$124,260
47	Banks	$50,875
103	Barrow	$3,730
36	Bartow	$90,000
43	Ben Hill	$61,865
26	Berrien	$136,300
78	Bibb	$9,100
-	Bleckley	$0
69	Brantley	$16,820
29	Brooks	$115,600
-	Bryan	$0
21	Bulloch	$257,070
77	Burke	$10,656
97	Butts	$5,362
-	Calhoun	$0
98	Camden	$5,328
84	Candler	$7,992
48	Carroll	$46,950
84	Catoosa	$7,992
99	Charlton	$4,730
-	Chatham	$0
-	Chattahoochee	$0
49	Chattooga	$46,354
20	Cherokee	$290,850
-	Clarke	$0
-	Clay	$0
34	Clayton	$99,750
1	Clinch	$4,536,400
68	Cobb	$18,000
9	Coffee	$719,600
5	Colquitt	$1,183,800
72	Columbia	$15,425
-	Cook	$0
57	Coweta	$36,288
-	Crawford	$0
18	Crisp	$325,120
45	Dade	$59,940
90	Dawson	$6,660
71	Decatur	$16,320
-	DeKalb	$0
-	Dodge	$0
114	Dooly	$133
51	Dougherty	$43,630
39	Douglas	$74,840
-	Early	$0
6	Echols	$1,149,200
13	Effingham	$493,900
108	Elbert	$2,100
90	Emanuel	$6,660
3	Evans	$1,997,720
102	Fannin	$3,996
79	Fayette	$9,000
14	Floyd	$460,800
50	Forsyth	$44,040
-	Franklin	$0
35	Fulton	$91,677

Rank	County	Farm gate Value
87	Gilmer	$7,178
107	Glascock	$2,400
89	Glynn	$6,777
90	Gordon	$6,660
75	Grady	$14,297
91	Greene	$6,168
100	Gwinnett	$4,662
23	Habersham	$170,360
53	Hall	$39,720
55	Hancock	$38,160
98	Haralson	$5,328
40	Harris	$71,000
64	Hart	$24,709
90	Heard	$6,660
70	Henry	$16,746
66	Houston	$23,310
38	Irwin	$79,920
81	Jackson	$8,342
112	Jasper	$666
44	Jeff Davis	$61,640
88	Jefferson	$6,912
-	Jenkins	$0
-	Johnson	$0
109	Jones	$1,998
73	Lamar	$15,240
19	Lanier	$297,800
84	Laurens	$7,992
106	Lee	$2,664
-	Liberty	$0
59	Lincoln	$33,300
54	Long	$38,900
16	Lowndes	$406,400
86	Lumpkin	$7,360
76	Macon	$13,320
58	Madison	$35,400
-	Marion	$0
109	McDuffie	$1,998
-	McIntosh	$0
56	Meriwether	$37,296
-	Miller	$0
101	Mitchell	$4,276
95	Monroe	$5,700
2	Montgomery	$2,406,500
94	Morgan	$5,994
98	Murray	$5,328
-	Muscogee	$0
100	Newton	$4,662
42	Oconee	$62,625
90	Oglethorpe	$6,660
111	Paulding	$1,443
96	Peach	$5,500
60	Pickens	$30,840
31	Pierce	$110,689
93	Pike	$6,096
-	Polk	$0
-	Pulaski	$0
61	Putnam	$28,696
-	Quitman	$0
30	Rabun	$112,160
-	Randolph	$0

Rank	County	Farm gate Value
67	Richmond	$19,202
82	Rockdale	$8,325
-	Schley	$0
104	Screven	$3,420
62	Seminole	$25,463
80	Spalding	$8,547
74	Stephens	$14,652
-	Stewart	$0
83	Sumter	$8,032
109	Talbot	$1,998
-	Taliaferro	$0
12	Tattnall	$574,600
85	Taylor	$7,900
32	Telfair	$109,960
-	Terrell	$0
11	Thomas	$609,600
52	Tift	$41,320
-	Toombs	$0
24	Towns	$155,640
-	Treutlen	$0
-	Troup	$0
33	Turner	$101,600
113	Twiggs	$266
25	Union	$143,700
16	Upson	$406,400
22	Walker	$199,800
63	Walton	$25,400
37	Ware	$86,580
4	Warren	$1,521,200
110	Washington	$1,598
17	Wayne	$349,040
-	Webster	$0
8	Wheeler	$779,800
28	White	$118,100
65	Whitfield	$23,976
41	Wilcox	$67,224
105	Wilkes	$3,330
-	Wilkinson	$0
7	Worth	$950,580
	Totals & Avg.	**$24,540,092**

Percent of Livestock/Aquaculture 1.46%

Top Ten Counties by Value - Honeybees

County	Farm gate Value
Clinch	$4,536,400
Montgomery	$2,406,500
Evans	$1,997,720
Warren	$1,521,200
Colquitt	$1,183,800
Echols	$1,149,200
Worth	$950,580
Wheeler	$779,800
Coffee	$719,600
Appling	$672,800

Top Ten Counties

For Honeybees

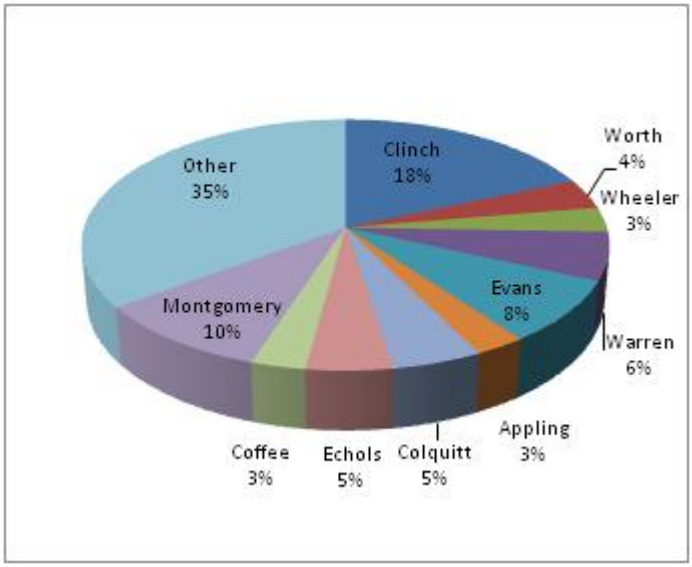

Horses - Boarding, Training, Breeding Farm Gate Value 2013

Rank	County	No. Head	$/Hd.	Farm gate
-	Appling			$0
74	Atkinson	6	$3,500.00	$21,000
57	Bacon	80	$3,500.00	$280,000
32	Baker	220	$3,500.00	$770,000
34	Baldwin	200	$3,500.00	$700,000
20	Banks	590	$3,500.00	$2,065,000
43	Barrow	135	$3,500.00	$472,500
9	Bartow	1,900	$3,500.00	$6,650,000
26	Ben Hill	400	$3,500.00	$1,400,000
47	Berrien	120	$3,500.00	$420,000
34	Bibb	200	$3,500.00	$700,000
36	Bleckley	175	$3,500.00	$612,500
44	Brantley	150	$3,100.00	$465,000
34	Brooks	200	$3,500.00	$700,000
31	Bryan	250	$3,500.00	$875,000
11	Bulloch	1,650	$3,500.00	$5,775,000
-	Burke			$0
39	Butts	165	$3,500.00	$577,500
-	Calhoun			$0
66	Camden	30	$3,500.00	$105,000
66	Candler	30	$3,500.00	$105,000
5	Carroll	2,500	$3,750.00	$9,375,000
27	Catoosa	335	$3,500.00	$1,172,500
48	Charlton	140	$2,800.00	$392,000
61	Chatham	50	$3,500.00	$175,000
-	Chattahoochee			$0
40	Chattooga	150	$3,500.00	$525,000
7	Cherokee	2,088	$3,500.00	$7,308,000
-	Clarke			$0
73	Clay	10	$3,500.00	$35,000
31	Clayton	250	$3,500.00	$875,000
62	Clinch	45	$3,500.00	$157,500
25	Cobb	364	$4,000.00	$1,456,000
58	Coffee	75	$3,500.00	$262,500
16	Colquitt	850	$3,500.00	$2,975,000
13	Columbia	1,300	$3,500.00	$4,550,000
-	Cook			$0
1	Coweta	10,000	$3,500.00	$35,000,000
-	Crawford			$0
42	Crisp	140	$3,500.00	$490,000
34	Dade	200	$3,500.00	$700,000
49	Dawson	110	$3,500.00	$385,000
29	Decatur	300	$3,500.00	$1,050,000
50	Dekalb	101	$3,500.00	$353,500
61	Dodge	50	$3,500.00	$175,000
71	Dooly	15	$3,500.00	$52,500
10	Dougherty	1,800	$3,500.00	$6,300,000
35	Douglas	193	$3,500.00	$675,500
73	Early	10	$3,500.00	$35,000
-	Echols			$0
31	Effingham	250	$3,500.00	$875,000
60	Elbert	60	$3,500.00	$210,000
41	Emanuel	145	$3,500.00	$507,500
58	Evans	75	$3,500.00	$262,500
23	Fannin	400	$4,000.00	$1,600,000
16	Fayette	850	$3,500.00	$2,975,000
40	Floyd	150	$3,500.00	$525,000
6	Forsyth	2,207	$3,500.00	$7,724,500
22	Franklin	500	$3,500.00	$1,750,000
19	Fulton	630	$3,600.00	$2,268,000

Rank	County	No. Head	$/Hd.	Farm gate
29	Gilmer	300	$3,500.00	$1,050,000
54	Glascock	95	$3,200.00	$304,000
21	Glynn	587	$3,500.00	$2,054,500
14	Gordon	1,250	$3,000.00	$3,750,000
43	Grady	135	$3,500.00	$472,500
47	Greene	120	$3,500.00	$420,000
28	Gwinnett	318	$3,500.00	$1,113,000
22	Habersham	500	$3,500.00	$1,750,000
3	Hall	3,600	$3,500.00	$12,600,000
53	Hancock	110	$2,800.00	$308,000
51	Haralson	100	$3,500.00	$350,000
18	Harris	650	$3,500.00	$2,275,000
51	Hart	100	$3,500.00	$350,000
51	Heard	100	$3,500.00	$350,000
8	Henry	2,000	$3,500.00	$7,000,000
34	Houston	200	$3,500.00	$700,000
58	Irwin	75	$3,500.00	$262,500
29	Jackson	300	$3,500.00	$1,050,000
4	Jasper	3,000	$3,500.00	$10,500,000
29	Jeff Davis	300	$3,500.00	$1,050,000
60	Jefferson	60	$3,500.00	$210,000
-	Jenkins			$0
51	Johnson	100	$3,500.00	$350,000
30	Jones	275	$3,500.00	$962,500
29	Lamar	300	$3,500.00	$1,050,000
61	Lanier	50	$3,500.00	$175,000
29	Laurens	300	$3,500.00	$1,050,000
34	Lee	200	$3,500.00	$700,000
61	Liberty	50	$3,500.00	$175,000
40	Lincoln	150	$3,500.00	$525,000
37	Long	174	$3,500.00	$609,000
22	Lowndes	500	$3,500.00	$1,750,000
40	Lumpkin	150	$3,500.00	$525,000
-	Macon			$0
65	Madison	35	$3,500.00	$122,500
59	Marion	65	$3,500.00	$227,500
22	McDuffie	500	$3,500.00	$1,750,000
-	McIntosh			$0
10	Meriwether	1,800	$3,500.00	$6,300,000
70	Miller	25	$2,500.00	$62,500
62	Mitchell	45	$3,500.00	$157,500
31	Monroe	250	$3,500.00	$875,000
75	Montgomery	5	$3,500.00	$17,500
4	Morgan	3,000	$3,500.00	$10,500,000
18	Murray	650	$3,500.00	$2,275,000
-	Muscogee			$0
17	Newton	800	$3,500.00	$2,800,000
12	Oconee	1,500	$3,500.00	$5,250,000
17	Oglethorpe	800	$3,500.00	$2,800,000
18	Paulding	650	$3,500.00	$2,275,000
38	Peach	200	$3,000.00	$600,000
29	Pickens	300	$3,500.00	$1,050,000
-	Pierce			$0
-	Pike			$0
55	Polk	100	$3,000.00	$300,000
31	Pulaski	250	$3,500.00	$875,000
18	Putnam	650	$3,500.00	$2,275,000
-	Quitman			$0
40	Rabun	150	$3,500.00	$525,000
-	Randolph			$0

Rank	County	No. Head	$/Hd.	Farm gate
24	Richmond	450	$3,500.00	$1,575,000
8	Rockdale	2,000	$3,500.00	$7,000,000
68	Schley	20	$3,500.00	$70,000
55	Screven	300	$1,000.00	$300,000
46	Seminole	125	$3,500.00	$437,500
61	Spalding	50	$3,500.00	$175,000
56	Stephens	85	$3,500.00	$297,500
66	Stewart	30	$3,500.00	$105,000
46	Sumter	125	$3,500.00	$437,500
-	Talbot			$0
-	Taliaferro			$0
31	Tattnall	250	$3,500.00	$875,000
61	Taylor	50	$3,500.00	$175,000
31	Telfair	250	$3,500.00	$875,000
46	Terrell	125	$3,500.00	$437,500
2	Thomas	2,500	$5,500.00	$13,750,000
58	Tift	75	$3,500.00	$262,500
26	Toombs	400	$3,500.00	$1,400,000
24	Towns	450	$3,500.00	$1,575,000
-	Treutlen			$0
24	Troup	450	$3,500.00	$1,575,000
67	Turner	25	$3,500.00	$87,500
69	Twiggs	19	$3,500.00	$66,500
26	Union	400	$3,500.00	$1,400,000
31	Upson	250	$3,500.00	$875,000
29	Walker	300	$3,500.00	$1,050,000
17	Walton	800	$3,500.00	$2,800,000
64	Ware	50	$2,500.00	$125,000
45	Warren	160	$2,800.00	$448,000
63	Washington	40	$3,500.00	$140,000
47	Wayne	120	$3,500.00	$420,000
68	Webster	20	$3,500.00	$70,000
33	Wheeler	176	$4,000.00	$704,000
51	White	100	$3,500.00	$350,000
15	Whitfield	950	$3,500.00	$3,325,000
72	Wilcox	20	$2,500.00	$50,000
38	Wilkes	150	$4,000.00	$600,000
-	Wilkinson			$0
52	Worth	90	$3,500.00	$315,000
	Totals & Avg.	**72,173**		**$256,843,000**

Percent of Livestock/Aquaculture 15.29%

Top Ten Counties by Value - Horses - Boarding, Training, Breeding

County	No. Head	$/Hd.	Farm gate
Coweta	10,000	$3,500.00	$35,000,000
Thomas	2,500	$5,500.00	$13,750,000
Hall	3,600	$3,500.00	$12,600,000
Jasper	3,000	$3,500.00	$10,500,000
Morgan	3,000	$3,500.00	$10,500,000
Carroll	2,500	$3,750.00	$9,375,000
Forsyth	2,207	$3,500.00	$7,724,500
Cherokee	2,088	$3,500.00	$7,308,000
Henry	2,000	$3,500.00	$7,000,000
Rockdale	2,000	$3,500.00	$7,000,000

Top Ten Counties

For Horses - Boarding, Training, Breeding

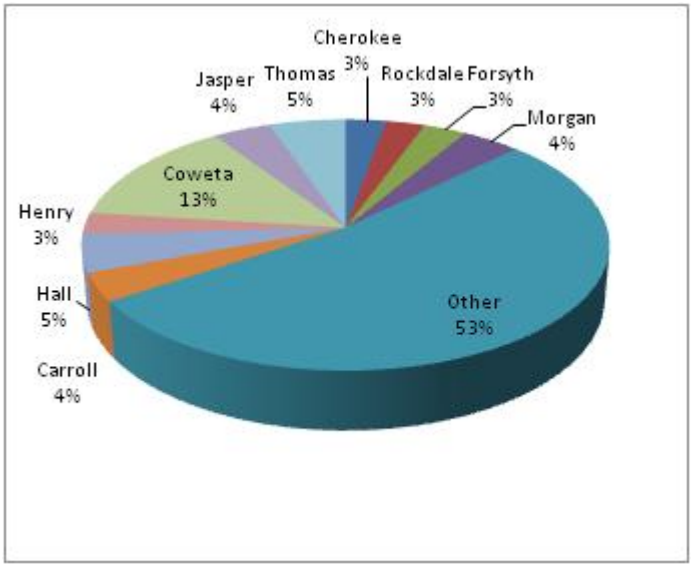

Horses - Raised Farm Gate Value 2013

Rank	County	No. Head	$/Hd.	Farm gate
65	Appling	30	$2,371.00	$71,130
44	Atkinson	125	$2,371.00	$296,375
-	Bacon			$0
70	Baker	15	$2,371.00	$35,565
53	Baldwin	80	$2,371.00	$189,680
6	Banks	1,000	$2,371.00	$2,371,000
54	Barrow	75	$2,371.00	$177,825
34	Bartow	200	$2,371.00	$474,200
9	Ben Hill	750	$2,371.00	$1,778,250
32	Berrien	225	$2,371.00	$533,475
30	Bibb	250	$2,371.00	$592,750
47	Bleckley	100	$2,371.00	$237,100
51	Brantley	100	$2,100.00	$210,000
58	Brooks	50	$2,371.00	$118,550
40	Bryan	150	$2,371.00	$355,650
18	Bulloch	400	$2,200.00	$880,000
14	Burke	500	$2,371.00	$1,185,500
69	Butts	20	$2,371.00	$47,420
-	Calhoun			$0
58	Camden	50	$2,371.00	$118,550
65	Candler	30	$2,371.00	$71,130
1	Carroll	1,683	$2,621.00	$4,411,143
40	Catoosa	150	$2,371.00	$355,650
66	Charlton	40	$1,750.00	$70,000
-	Chatham			$0
-	Chattahoochee			$0
14	Chattooga	500	$2,371.00	$1,185,500
35	Cherokee	192	$2,371.00	$455,232
-	Clarke			$0
69	Clay	20	$2,371.00	$47,420
50	Clayton	85	$2,500.00	$212,500
59	Clinch	45	$2,371.00	$106,695
-	Cobb			$0
10	Coffee	700	$2,371.00	$1,659,700
47	Colquitt	100	$2,371.00	$237,100
20	Columbia	350	$2,300.00	$805,000
26	Cook	300	$2,371.00	$711,300
14	Coweta	500	$2,371.00	$1,185,500
-	Crawford			$0
33	Crisp	205	$2,371.00	$486,055
30	Dade	250	$2,371.00	$592,750
11	Dawson	650	$2,371.00	$1,541,150
-	Decatur			$0
-	DeKalb			$0
47	Dodge	100	$2,371.00	$237,100
60	Dooly	40	$2,371.00	$94,840
46	Dougherty	110	$2,371.00	$260,810
-	Douglas			$0
55	Early	70	$2,371.00	$165,970
-	Echols			$0
14	Effingham	500	$2,371.00	$1,185,500
17	Elbert	380	$2,371.00	$900,980
14	Emanuel	500	$2,371.00	$1,185,500
68	Evans	25	$2,371.00	$59,275
64	Fannin	30	$2,500.00	$75,000
30	Fayette	250	$2,371.00	$592,750
41	Floyd	150	$2,370.00	$355,500
-	Forsyth			$0
26	Franklin	300	$2,371.00	$711,300
2	Fulton	1,450	$2,571.00	$3,727,950

Rank	County	No. Head	$/Hd.	Farm gate
62	Gilmer	35	$2,300.00	$80,500
23	Glascock	430	$1,750.00	$752,500
70	Glynn	15	$2,371.00	$35,565
56	Gordon	75	$2,000.00	$150,000
39	Grady	160	$2,371.00	$379,360
27	Greene	285	$2,371.00	$675,735
-	Gwinnett			$0
14	Habersham	500	$2,371.00	$1,185,500
15	Hall	450	$2,371.00	$1,066,950
28	Hancock	370	$1,800.00	$666,000
26	Haralson	300	$2,371.00	$711,300
25	Harris	300	$2,400.00	$720,000
49	Hart	95	$2,371.00	$225,245
14	Heard	500	$2,371.00	$1,185,500
9	Henry	750	$2,371.00	$1,778,250
40	Houston	150	$2,371.00	$355,650
61	Irwin	35	$2,371.00	$82,985
6	Jackson	1,000	$2,371.00	$2,371,000
47	Jasper	100	$2,371.00	$237,100
16	Jeff Davis	400	$2,371.00	$948,400
65	Jefferson	30	$2,371.00	$71,130
71	Jenkins	12	$2,371.00	$28,452
26	Johnson	300	$2,371.00	$711,300
45	Jones	120	$2,371.00	$284,520
-	Lamar			$0
54	Lanier	75	$2,371.00	$177,825
65	Laurens	30	$2,371.00	$71,130
54	Lee	75	$2,371.00	$177,825
58	Liberty	50	$2,371.00	$118,550
21	Lincoln	325	$2,371.00	$770,575
19	Long	350	$2,371.00	$829,850
36	Lowndes	180	$2,371.00	$426,780
60	Lumpkin	40	$2,371.00	$94,840
34	Macon	200	$2,371.00	$474,200
47	Madison	100	$2,371.00	$237,100
67	Marion	30	$2,000.00	$60,000
5	McDuffie	1,100	$2,371.00	$2,608,100
-	McIntosh			$0
19	Meriwether	350	$2,371.00	$829,850
72	Miller	15	$1,700.00	$25,500
8	Mitchell	800	$2,371.00	$1,896,800
68	Monroe	25	$2,371.00	$59,275
54	Montgomery	75	$2,371.00	$177,825
34	Morgan	200	$2,371.00	$474,200
48	Murray	100	$2,370.00	$237,000
-	Muscogee			$0
40	Newton	150	$2,371.00	$355,650
30	Oconee	250	$2,371.00	$592,750
37	Oglethorpe	175	$2,371.00	$414,925
40	Paulding	150	$2,371.00	$355,650
52	Peach	100	$2,000.00	$200,000
34	Pickens	200	$2,371.00	$474,200
37	Pierce	175	$2,371.00	$414,925
16	Pike	400	$2,371.00	$948,400
43	Polk	600	$500.00	$300,000
40	Pulaski	150	$2,371.00	$355,650
58	Putnam	50	$2,371.00	$118,550
-	Quitman			$0
26	Rabun	300	$2,371.00	$711,300
-	Randolph			$0

Rank	County	No. Head	$/Hd.	Farm gate
19	Richmond	350	$2,371.00	$829,850
68	Rockdale	25	$2,371.00	$59,275
69	Schley	20	$2,371.00	$47,420
-	Screven			$0
31	Seminole	240	$2,370.00	$568,800
47	Spalding	100	$2,371.00	$237,100
49	Stephens	95	$2,371.00	$225,245
57	Stewart	60	$2,000.00	$120,000
47	Sumter	100	$2,371.00	$237,100
29	Talbot	300	$2,000.00	$600,000
-	Taliaferro			$0
40	Tattnall	150	$2,371.00	$355,650
38	Taylor	200	$2,000.00	$400,000
58	Telfair	50	$2,371.00	$118,550
34	Terrell	200	$2,371.00	$474,200
3	Thomas	1,200	$2,600.00	$3,120,000
68	Tift	25	$2,371.00	$59,275
19	Toombs	350	$2,371.00	$829,850
4	Towns	1,200	$2,371.00	$2,845,200
58	Treutlen	50	$2,371.00	$118,550
30	Troup	250	$2,371.00	$592,750
47	Turner	100	$2,371.00	$237,100
55	Twiggs	70	$2,371.00	$165,970
10	Union	700	$2,371.00	$1,659,700
-	Upson			$0
13	Walker	550	$2,371.00	$1,304,050
34	Walton	200	$2,371.00	$474,200
40	Ware	150	$2,371.00	$355,650
7	Warren	1,150	$1,800.00	$2,070,000
12	Washington	600	$2,371.00	$1,422,600
40	Wayne	150	$2,371.00	$355,650
63	Webster	40	$2,000.00	$80,000
22	Wheeler	302	$2,500.00	$755,000
26	White	300	$2,371.00	$711,300
48	Whitfield	100	$2,370.00	$237,000
43	Wilcox	150	$2,000.00	$300,000
24	Wilkes	300	$2,500.00	$750,000
42	Wilkinson	142	$2,371.00	$336,682
30	Worth	250	$2,371.00	$592,750
	Totals & Avg.	**37,276**		**$86,697,954**

Percent of Livestock/Aquaculture 5.16%

Top Ten Counties by Value - Horses - Raised

County	No. Head	$/Hd.	Farm gate
Carroll	1,683	$2,621.00	$4,411,143
Fulton	1,450	$2,571.00	$3,727,950
Thomas	1,200	$2,600.00	$3,120,000
Towns	1,200	$2,371.00	$2,845,200
McDuffie	1,100	$2,371.00	$2,608,100
Banks	1,000	$2,371.00	$2,371,000
Jackson	1,000	$2,371.00	$2,371,000
Warren	1,150	$1,800.00	$2,070,000
Mitchell	800	$2,371.00	$1,896,800
Ben Hill	750	$2,371.00	$1,778,250

Top Ten Counties

For Horses - Raised

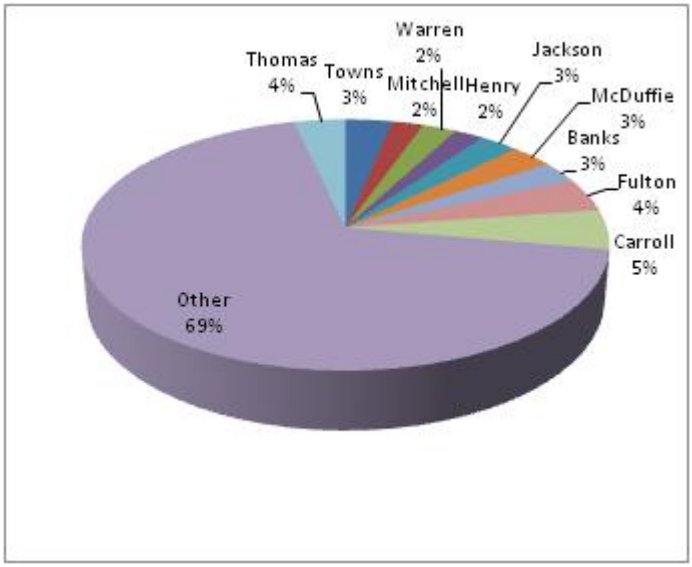

Pork - Farrow to Finish Farm Gate Value 2013

Rank	County	No.	Prod./Head	$/lb	Farm gate
34	Appling	50	3675.0	$0.65	$119,438
36	Atkinson	35	3675.0	$0.65	$83,606
21	Bacon	90	3675.0	$0.65	$214,988
8	Baker	300	3675.0	$0.65	$716,625
-	Baldwin				$0
5	Banks	820	3675.0	$0.65	$1,958,775
43	Barrow	10	3675.0	$0.65	$23,888
25	Bartow	80	3675.0	$0.64	$188,160
20	Ben Hill	100	3675.0	$0.64	$235,200
14	Berrien	200	3675.0	$0.65	$477,750
-	Bibb				$0
-	Bleckley				$0
30	Brantley	75	3675.0	$0.60	$165,375
2	Brooks	1,100	3600.0	$0.80	$3,168,000
-	Bryan				$0
-	Bulloch				$0
-	Burke				$0
-	Butts				$0
-	Calhoun				$0
-	Camden				$0
8	Candler	300	3675.0	$0.65	$716,625
9	Carroll	275	3750.0	$0.65	$670,313
-	Catoosa				$0
28	Charlton	80	3675.0	$0.58	$170,520
-	Chatham				$0
-	Chattahoochee				$0
39	Chattooga	30	3675.0	$0.50	$55,125
-	Cherokee				$0
-	Clarke				$0
31	Clay	65	3675.0	$0.65	$155,269
-	Clayton				$0
-	Clinch				$0
-	Cobb				$0
7	Coffee	500	3675.0	$0.65	$1,194,375
32	Colquitt	60	3675.0	$0.65	$143,325
-	Columbia				$0
-	Cook				$0
-	Coweta				$0
-	Crawford				$0
-	Crisp				$0
-	Dade				$0
-	Dawson				$0
10	Decatur	250	3675.0	$0.65	$597,188
-	DeKalb				$0
14	Dodge	200	3675.0	$0.65	$477,750
38	Dooly	30	3675.0	$0.60	$66,150
-	Dougherty				$0
-	Douglas				$0
34	Early	50	3675.0	$0.65	$119,438
-	Echols				$0
6	Effingham	750	3675.0	$0.65	$1,791,563
37	Elbert	30	3675.0	$0.65	$71,663
-	Emanuel				$0
-	Evans				$0
-	Fannin				$0
-	Fayette				$0
-	Floyd				$0
35	Forsyth	40	3675.0	$0.65	$95,550
-	Franklin				$0
23	Fulton	60	5250.0	$0.65	$204,750

Rank	County	No.	Prod./Head	$/lb	Farm gate
-	Gilmer				$0
18	Glascock	120	3600.0	$0.62	$267,840
-	Glynn				$0
3	Gordon	1,000	3675.0	$0.65	$2,388,750
26	Grady	75	3750.0	$0.65	$182,813
-	Greene				$0
-	Gwinnett				$0
-	Habersham				$0
19	Hall	100	3675.0	$0.65	$238,875
-	Hancock				$0
-	Haralson				$0
-	Harris				$0
-	Hart				$0
-	Heard				$0
-	Henry				$0
-	Houston				$0
-	Irwin				$0
44	Jackson	55	36.8	$0.65	$1,314
35	Jasper	40	3675.0	$0.65	$95,550
35	Jeff Davis	40	3675.0	$0.65	$95,550
17	Jefferson	120	3675.0	$0.65	$286,650
-	Jenkins				$0
-	Johnson				$0
-	Jones				$0
-	Lamar				$0
-	Lanier				$0
-	Laurens				$0
42	Lee	15	3675.0	$0.65	$35,831
-	Liberty				$0
-	Lincoln				$0
32	Long	60	3675.0	$0.65	$143,325
11	Lowndes	200	3675.0	$0.80	$588,000
-	Lumpkin				$0
-	Macon				$0
15	Madison	100	3675.0	$1.25	$459,375
37	Marion	30	3675.0	$0.65	$71,663
-	McDuffie				$0
-	McIntosh				$0
33	Meriwether	55	3675.0	$0.65	$131,381
4	Miller	900	3675.0	$0.65	$2,149,875
-	Mitchell				$0
-	Monroe				$0
-	Montgomery				$0
14	Morgan	200	3675.0	$0.65	$477,750
-	Murray				$0
-	Muscogee				$0
-	Newton				$0
37	Oconee	30	3675.0	$0.65	$71,663
1	Oglethorpe	2,500	3675.0	$0.65	$5,971,875
-	Paulding				$0
-	Peach				$0
40	Pickens	20	3675.0	$0.65	$47,775
-	Pierce				$0
-	Pike				$0
-	Polk				$0
34	Pulaski	50	3675.0	$0.65	$119,438
24	Putnam	80	3675.0	$0.65	$191,100
-	Quitman				$0
-	Rabun				$0
-	Randolph				$0

Rank	County	No.	Prod./Head	$/lb	Farm gate
-	Richmond				$0
-	Rockdale				$0
-	Schley				$0
-	Screven				$0
13	Seminole	200	3750.0	$0.65	$487,500
-	Spalding				$0
26	Stephens	75	3750.0	$0.65	$182,813
40	Stewart	20	3675.0	$0.65	$47,775
-	Sumter				$0
-	Talbot				$0
-	Taliaferro				$0
-	Tattnall				$0
22	Taylor	100	3525.0	$0.60	$211,500
19	Telfair	100	3675.0	$0.65	$238,875
-	Terrell				$0
29	Thomas	70	3675.0	$0.65	$167,213
19	Tift	100	3675.0	$0.65	$238,875
8	Toombs	300	3675.0	$0.65	$716,625
-	Towns				$0
35	Treutlen	40	3675.0	$0.65	$95,550
-	Troup				$0
-	Turner				$0
-	Twiggs				$0
-	Union				$0
-	Upson				$0
-	Walker				$0
32	Walton	60	3675.0	$0.65	$143,325
-	Ware				$0
12	Warren	250	3300.0	$0.62	$511,500
-	Washington				$0
-	Wayne				$0
37	Webster	30	3675.0	$0.65	$71,663
16	Wheeler	130	3675.0	$0.65	$310,538
27	White	64	4275.0	$0.65	$177,840
-	Whitfield				$0
-	Wilcox				$0
-	Wilkes				$0
24	Wilkinson	80	3675.0	$0.65	$191,100
41	Worth	18	3675.0	$0.65	$42,998
	Totals & Avg.	**13,007**			**$31,733,484**

Percent of Livestock/Aquaculture 1.89%

Top Ten Counties by Value - Pork - Farrow to Finish

County	No.	Prod./Head	$/lb	Farm gate
Oglethorpe	2,500	3675.0	$0.65	$5,971,875
Brooks	1,100	3600.0	$0.80	$3,168,000
Gordon	1,000	3675.0	$0.65	$2,388,750
Miller	900	3675.0	$0.65	$2,149,875
Banks	820	3675.0	$0.65	$1,958,775
Effingham	750	3675.0	$0.65	$1,791,563
Coffee	500	3675.0	$0.65	$1,194,375
Baker	300	3675.0	$0.65	$716,625
Candler	300	3675.0	$0.65	$716,625
Toombs	300	3675.0	$0.65	$716,625

Top Ten Counties

For Pork - Farrow to Finish

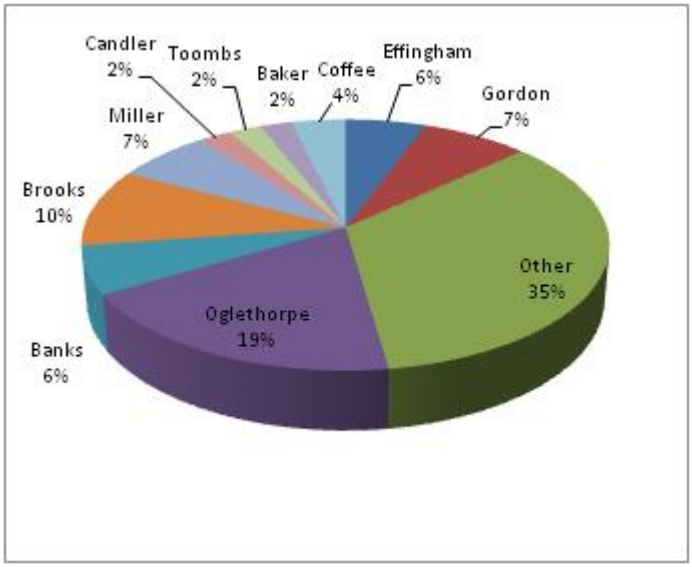

Pork - Feeder Farm Gate Value 2013

Rank	County	No.	Prod./Head	$/lb	Farm gate
29	Appling	50	50.0	$1.50	$56,250
36	Atkinson	21	50.0	$1.50	$23,625
-	Bacon				$0
16	Baker	300	50.0	$1.50	$337,500
-	Baldwin				$0
-	Banks				$0
23	Barrow	100	50.0	$1.50	$112,500
28	Bartow	100	50.0	$0.96	$72,000
-	Ben Hill				$0
5	Berrien	2,500	50.0	$1.50	$2,812,500
-	Bibb				$0
-	Bleckley				$0
-	Brantley				$0
-	Brooks				$0
-	Bryan				$0
-	Bulloch				$0
-	Burke				$0
-	Butts				$0
-	Calhoun				$0
-	Camden				$0
6	Candler	2,250	50.0	$1.50	$2,531,250
10	Carroll	1,512	50.0	$1.50	$1,701,000
-	Catoosa				$0
22	Charlton	130	50.0	$1.50	$146,250
-	Chatham				$0
-	Chattahoochee				$0
-	Chattooga				$0
-	Cherokee				$0
-	Clarke				$0
33	Clay	35	50.0	$1.50	$39,375
-	Clayton				$0
-	Clinch				$0
25	Cobb	70	50.0	$2.00	$105,000
3	Coffee	3,500	50.0	$1.50	$3,937,500
7	Colquitt	2,000	50.0	$1.50	$2,250,000
-	Columbia				$0
-	Cook				$0
-	Coweta				$0
-	Crawford				$0
-	Crisp				$0
-	Dade				$0
-	Dawson				$0
18	Decatur	250	50.0	$1.50	$281,250
-	DeKalb				$0
14	Dodge	400	50.0	$1.50	$450,000
12	Dooly	1,200	50.0	$0.96	$864,000
-	Dougherty				$0
-	Douglas				$0
26	Early	75	50.0	$1.50	$84,375
-	Echols				$0
13	Effingham	750	50.0	$1.50	$843,750
-	Elbert				$0
-	Emanuel				$0
-	Evans				$0
-	Fannin				$0
-	Fayette				$0
4	Floyd	3,500	50.0	$1.30	$3,412,500
-	Forsyth				$0
-	Franklin				$0
30	Fulton	30	65.0	$1.75	$51,188

Rank	County	No.	Prod./Head	$/lb	Farm gate
35	Gilmer	25	50.0	$1.50	$28,125
-	Glascock				$0
-	Glynn				$0
-	Gordon				$0
19	Grady	200	50.0	$1.60	$240,000
-	Greene				$0
-	Gwinnett				$0
8	Habersham	1,833	50.0	$1.50	$2,062,125
-	Hall				$0
-	Hancock				$0
-	Haralson				$0
-	Harris				$0
-	Hart				$0
-	Heard				$0
-	Henry				$0
-	Houston				$0
20	Irwin	200	50.0	$1.50	$225,000
-	Jackson				$0
37	Jasper	5	50.0	$1.50	$5,625
-	Jeff Davis				$0
-	Jefferson				$0
-	Jenkins				$0
-	Johnson				$0
-	Jones				$0
-	Lamar				$0
-	Lanier				$0
-	Laurens				$0
-	Lee				$0
-	Liberty				$0
-	Lincoln				$0
-	Long				$0
-	Lowndes				$0
-	Lumpkin				$0
-	Macon				$0
-	Madison				$0
17	Marion	275	50.0	$1.50	$309,375
-	McDuffie				$0
-	McIntosh				$0
23	Meriwether	100	50.0	$1.50	$112,500
11	Miller	900	50.0	$1.50	$1,012,500
-	Mitchell				$0
32	Monroe	45	50.0	$1.30	$43,875
-	Montgomery				$0
-	Morgan				$0
-	Murray				$0
-	Muscogee				$0
-	Newton				$0
15	Oconee	60	260.0	$1.50	$351,000
1	Oglethorpe	59,000	50.0	$1.50	$66,375,000
-	Paulding				$0
-	Peach				$0
34	Pickens	30	50.0	$1.50	$33,750
-	Pierce				$0
-	Pike				$0
-	Polk				$0
-	Pulaski				$0
29	Putnam	50	50.0	$1.50	$56,250
-	Quitman				$0
-	Rabun				$0
-	Randolph				$0

Rank	County	No.	Prod./Head	$/lb	Farm gate
-	Richmond				$0
-	Rockdale				$0
-	Schley				$0
-	Screven				$0
20	Seminole	200	50.0	$1.50	$225,000
-	Spalding				$0
-	Stephens				$0
-	Stewart				$0
-	Sumter				$0
31	Talbot	40	50.0	$1.50	$45,000
-	Taliaferro				$0
2	Tattnall	39,650	50.0	$1.50	$44,606,250
-	Taylor				$0
-	Telfair				$0
-	Terrell				$0
27	Thomas	65	50.0	$1.50	$73,125
35	Tift	25	50.0	$1.50	$28,125
-	Toombs				$0
-	Towns				$0
-	Treutlen				$0
27	Troup	75	50.0	$1.30	$73,125
-	Turner				$0
-	Twiggs				$0
-	Union				$0
-	Upson				$0
-	Walker				$0
-	Walton				$0
-	Ware				$0
21	Warren	200	50.0	$1.40	$210,000
-	Washington				$0
29	Wayne	50	50.0	$1.50	$56,250
-	Webster				$0
24	Wheeler	95	50.0	$1.50	$106,875
-	White				$0
-	Whitfield				$0
-	Wilcox				$0
9	Wilkes	1,800	50.0	$1.50	$2,025,000
31	Wilkinson	40	50.0	$1.50	$45,000
-	Worth				$0
	Totals & Avg.	**123,736**			**$138,460,688**

Percent of Livestock/Aquaculture 8.24%

Top Ten Counties by Value - Pork - Feeder

County	No.	Prod./Head	$/lb	Farm gate
Oglethorpe	59,000	50.0	$1.50	$66,375,000
Tattnall	39,650	50.0	$1.50	$44,606,250
Coffee	3,500	50.0	$1.50	$3,937,500
Floyd	3,500	50.0	$1.30	$3,412,500
Berrien	2,500	50.0	$1.50	$2,812,500
Candler	2,250	50.0	$1.50	$2,531,250
Colquitt	2,000	50.0	$1.50	$2,250,000
Habersham	1,833	50.0	$1.50	$2,062,125
Wilkes	1,800	50.0	$1.50	$2,025,000
Carroll	1,512	50.0	$1.50	$1,701,000

Top Ten Counties

For Pork - Feeder

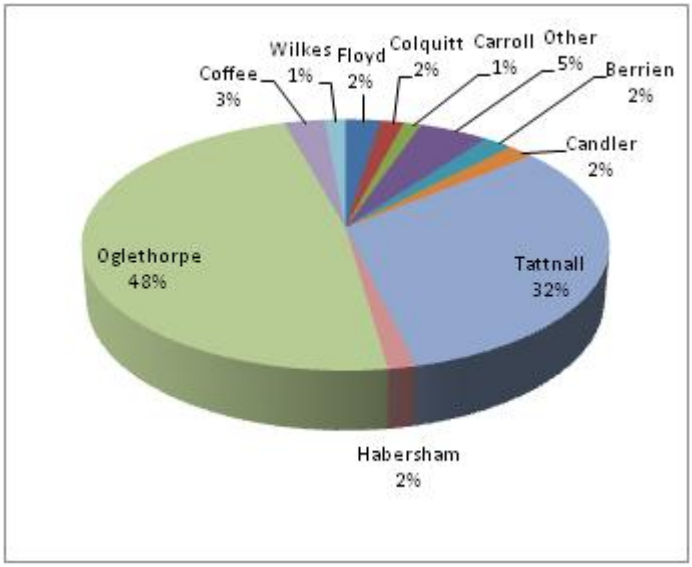

Pork - Finishing Only Farm Gate Value 2013

Rank	County	No.	Prod./Head	$/lb	Farm gate
-	Appling				$0
-	Atkinson				$0
-	Bacon				$0
-	Baker				$0
-	Baldwin				$0
7	Banks	2,799	553.5	$0.65	$1,007,010
-	Barrow				$0
-	Bartow				$0
-	Ben Hill				$0
8	Berrien	2,405	540.0	$0.65	$844,155
-	Bibb				$0
-	Bleckley				$0
-	Brantley				$0
-	Brooks				$0
-	Bryan				$0
-	Bulloch				$0
-	Burke				$0
-	Butts				$0
-	Calhoun				$0
-	Camden				$0
5	Candler	5,000	553.5	$0.65	$1,798,875
11	Carroll	1,512	540.0	$0.65	$530,712
-	Catoosa				$0
-	Charlton				$0
-	Chatham				$0
-	Chattahoochee				$0
-	Chattooga				$0
-	Cherokee				$0
-	Clarke				$0
-	Clay				$0
-	Clayton				$0
-	Clinch				$0
-	Cobb				$0
-	Coffee				$0
16	Colquitt	200	553.5	$0.65	$71,955
-	Columbia				$0
-	Cook				$0
-	Coweta				$0
-	Crawford				$0
-	Crisp				$0
-	Dade				$0
-	Dawson				$0
15	Decatur	500	553.5	$0.65	$179,888
-	DeKalb				$0
-	Dodge				$0
12	Dooly	1,200	553.5	$0.55	$365,310
-	Dougherty				$0
-	Douglas				$0
-	Early				$0
-	Echols				$0
13	Effingham	750	553.5	$0.65	$269,831
-	Elbert				$0
9	Emanuel	2,000	553.5	$0.65	$719,550
3	Evans	4,500	702.0	$0.90	$2,843,100
-	Fannin				$0
-	Fayette				$0
-	Floyd				$0
-	Forsyth				$0
-	Franklin				$0
19	Fulton	72	580.5	$0.75	$31,347

Rank	County	No.	Prod./Head	$/lb	Farm gate
-	Gilmer				$0
-	Glascock				$0
-	Glynn				$0
20	Gordon	45	675.0	$1.00	$30,375
-	Grady				$0
-	Greene				$0
-	Gwinnett				$0
10	Habersham	1,833	553.5	$0.65	$659,468
-	Hall				$0
-	Hancock				$0
-	Haralson				$0
-	Harris				$0
2	Hart	11,000	553.5	$0.65	$3,957,525
-	Heard				$0
-	Henry				$0
-	Houston				$0
-	Irwin				$0
-	Jackson				$0
-	Jasper				$0
9	Jeff Davis	2,000	553.5	$0.65	$719,550
-	Jefferson				$0
-	Jenkins				$0
-	Johnson				$0
-	Jones				$0
4	Lamar	6,000	553.5	$0.65	$2,158,650
-	Lanier				$0
-	Laurens				$0
-	Lee				$0
-	Liberty				$0
-	Lincoln				$0
-	Long				$0
-	Lowndes				$0
-	Lumpkin				$0
-	Macon				$0
-	Madison				$0
-	Marion				$0
-	McDuffie				$0
-	McIntosh				$0
-	Meriwether				$0
14	Miller	600	553.5	$0.65	$215,865
-	Mitchell				$0
-	Monroe				$0
4	Montgomery	6,000	553.5	$0.65	$2,158,650
-	Morgan				$0
-	Murray				$0
-	Muscogee				$0
-	Newton				$0
-	Oconee				$0
6	Oglethorpe	3,500	553.5	$0.65	$1,259,213
-	Paulding				$0
-	Peach				$0
-	Pickens				$0
-	Pierce				$0
-	Pike				$0
-	Polk				$0
-	Pulaski				$0
-	Putnam				$0
-	Quitman				$0
-	Rabun				$0
-	Randolph				$0

Rank	County	No.	Prod./Head	$/lb	Farm gate
-	Richmond				$0
-	Rockdale				$0
-	Schley				$0
-	Screven				$0
18	Seminole	90	553.5	$0.65	$32,380
-	Spalding				$0
-	Stephens				$0
-	Stewart				$0
-	Sumter				$0
-	Talbot				$0
-	Taliaferro				$0
1	Tattnall	13,750	715.5	$0.65	$6,394,781
-	Taylor				$0
-	Telfair				$0
-	Terrell				$0
-	Thomas				$0
-	Tift				$0
-	Toombs				$0
-	Towns				$0
-	Treutlen				$0
-	Troup				$0
-	Turner				$0
-	Twiggs				$0
-	Union				$0
-	Upson				$0
-	Walker				$0
-	Walton				$0
-	Ware				$0
-	Warren				$0
-	Washington				$0
-	Wayne				$0
-	Webster				$0
17	Wheeler	130	553.5	$0.65	$46,771
-	White				$0
-	Whitfield				$0
-	Wilcox				$0
-	Wilkes				$0
-	Wilkinson				$0
-	Worth				$0
	Totals & Avg.	**65,886**			**$26,294,960**

Percent of Livestock/Aquaculture 1.57%

Top Ten Counties by Value - Pork - Finishing Only

County	No.	Prod./Head	$/lb	Farm gate
Tattnall	13,750	715.5	$0.65	$6,394,781
Hart	11,000	553.5	$0.65	$3,957,525
Evans	4,500	702.0	$0.90	$2,843,100
Lamar	6,000	553.5	$0.65	$2,158,650
Montgomery	6,000	553.5	$0.65	$2,158,650
Candler	5,000	553.5	$0.65	$1,798,875
Oglethorpe	3,500	553.5	$0.65	$1,259,213
Banks	2,799	553.5	$0.65	$1,007,010
Berrien	2,405	540.0	$0.65	$844,155
Emanuel	2,000	553.5	$0.65	$719,550

Top Ten Counties

For Pork - Finishing Only

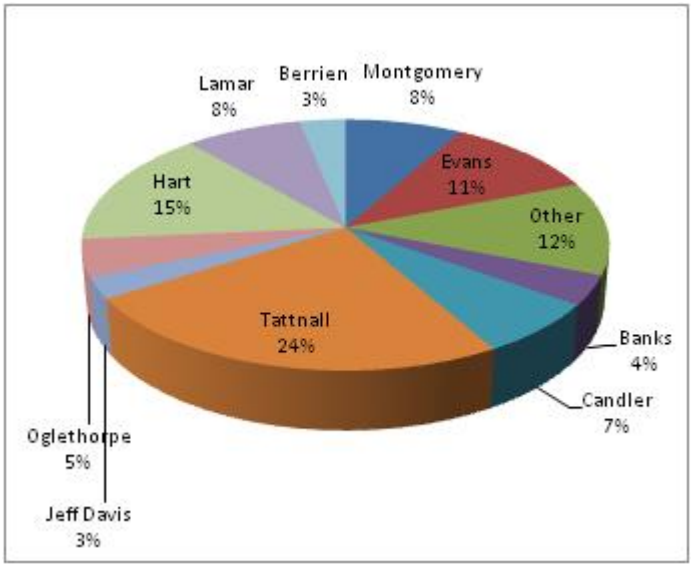

Quail Farm Gate Value 2013

Rank	County	No. Head	$/Hd.	Farm gate
30	Appling	3,000	$3.65	$10,950
-	Atkinson			$0
-	Bacon			$0
16	Baker	60,000	$3.50	$210,000
17	Baldwin	30,000	$3.65	$109,500
23	Banks	15,000	$3.65	$54,750
-	Barrow			$0
-	Bartow			$0
38	Ben Hill	650	$4.00	$2,600
-	Berrien			$0
-	Bibb			$0
-	Bleckley			$0
39	Brantley	600	$3.65	$2,190
17	Brooks	30,000	$3.65	$109,500
-	Bryan			$0
13	Bulloch	75,000	$3.65	$273,750
11	Burke	90,000	$3.65	$328,500
42	Butts	400	$3.65	$1,460
-	Calhoun			$0
-	Camden			$0
-	Candler			$0
18	Carroll	200,000	$0.50	$100,000
6	Catoosa	750,000	$3.65	$2,737,500
33	Charlton	2,000	$3.65	$7,300
-	Chatham			$0
-	Chattahoochee			$0
29	Chattooga	5,000	$3.65	$18,250
-	Cherokee			$0
-	Clarke			$0
-	Clay			$0
-	Clayton			$0
-	Clinch			$0
-	Cobb			$0
12	Coffee	80,000	$3.65	$292,000
9	Colquitt	200,000	$3.65	$730,000
-	Columbia			$0
-	Cook			$0
-	Coweta			$0
-	Crawford			$0
-	Crisp			$0
-	Dade			$0
-	Dawson			$0
20	Decatur	20,000	$3.65	$73,000
-	DeKalb			$0
-	Dodge			$0
-	Dooly			$0
27	Dougherty	7,000	$3.65	$25,550
-	Douglas			$0
24	Early	10,000	$3.65	$36,500
24	Echols	10,000	$3.65	$36,500
44	Effingham	250	$3.65	$913
-	Elbert			$0
24	Emanuel	10,000	$3.65	$36,500
-	Evans			$0
37	Fannin	800	$4.00	$3,200
-	Fayette			$0
21	Floyd	20,000	$3.50	$70,000
-	Forsyth			$0
-	Franklin			$0
-	Fulton			$0

Rank	County	No. Head	$/Hd.	Farm gate
-	Gilmer			$0
-	Glascock			$0
-	Glynn			$0
-	Gordon			$0
15	Grady	60,000	$3.65	$219,000
1	Greene	3,850,000	$3.65	$14,052,500
-	Gwinnett			$0
8	Habersham	300,000	$3.65	$1,095,000
-	Hall			$0
-	Hancock			$0
-	Haralson			$0
18	Harris	25,000	$4.00	$100,000
-	Hart			$0
-	Heard			$0
-	Henry			$0
-	Houston			$0
-	Irwin			$0
4	Jackson	2,500,000	$1.25	$3,125,000
5	Jasper	819,000	$3.65	$2,989,350
24	Jeff Davis	10,000	$3.65	$36,500
22	Jefferson	16,000	$3.50	$56,000
45	Jenkins	150	$3.65	$548
-	Johnson			$0
-	Jones			$0
-	Lamar			$0
24	Lanier	10,000	$3.65	$36,500
30	Laurens	3,000	$3.65	$10,950
-	Lee			$0
43	Liberty	350	$3.65	$1,278
3	Lincoln	900,000	$3.65	$3,285,000
35	Long	1,000	$3.65	$3,650
-	Lowndes			$0
-	Lumpkin			$0
-	Macon			$0
40	Madison	500	$3.65	$1,825
-	Marion			$0
-	McDuffie			$0
-	McIntosh			$0
41	Meriwether	470	$3.65	$1,716
19	Miller	25,000	$3.65	$91,250
24	Mitchell	10,000	$3.65	$36,500
-	Monroe			$0
40	Montgomery	500	$3.65	$1,825
-	Morgan			$0
-	Murray			$0
-	Muscogee			$0
33	Newton	2,000	$3.65	$7,300
2	Oconee	2,500,000	$4.00	$10,000,000
-	Oglethorpe			$0
-	Paulding			$0
-	Peach			$0
-	Pickens			$0
-	Pierce			$0
-	Pike			$0
46	Polk	100	$3.65	$365
24	Pulaski	10,000	$3.65	$36,500
23	Putnam	15,000	$3.65	$54,750
-	Quitman			$0
-	Rabun			$0
-	Randolph			$0

Rank	County	No. Head	$/Hd.	Farm gate
46	Richmond	100	$3.65	$365
-	Rockdale			$0
23	Schley	15,000	$3.65	$54,750
-	Screven			$0
10	Seminole	100,000	$3.65	$365,000
-	Spalding			$0
25	Stephens	9,100	$3.65	$33,215
-	Stewart			$0
-	Sumter			$0
-	Talbot			$0
-	Taliaferro			$0
19	Tattnall	25,000	$3.65	$91,250
-	Taylor			$0
19	Telfair	25,000	$3.65	$91,250
33	Terrell	2,000	$3.65	$7,300
13	Thomas	75,000	$3.65	$273,750
-	Tift			$0
32	Toombs	2,250	$3.65	$8,213
-	Towns			$0
-	Treutlen			$0
-	Troup			$0
-	Turner			$0
34	Twiggs	1,400	$3.65	$5,110
-	Union			$0
-	Upson			$0
-	Walker			$0
-	Walton			$0
-	Ware			$0
-	Warren			$0
26	Washington	8,000	$3.65	$29,200
-	Wayne			$0
-	Webster			$0
14	Wheeler	66,000	$4.00	$264,000
-	White			$0
-	Whitfield			$0
31	Wilcox	3,000	$3.50	$10,500
28	Wilkes	4,700	$4.00	$18,800
36	Wilkinson	950	$3.65	$3,468
7	Worth	325,000	$3.65	$1,186,250
	Totals & Avg.	**13,340,270**		**$42,956,138**

Percent of Livestock/Aquaculture 2.56%

Top Ten Counties by Value - Quail

County	No. Head	$/Hd.	Farm gate
Greene	3,850,000	$3.65	$14,052,500
Oconee	2,500,000	$4.00	$10,000,000
Lincoln	900,000	$3.65	$3,285,000
Jackson	2,500,000	$1.25	$3,125,000
Jasper	819,000	$3.65	$2,989,350
Catoosa	750,000	$3.65	$2,737,500
Worth	325,000	$3.65	$1,186,250
Habersham	300,000	$3.65	$1,095,000
Colquitt	200,000	$3.65	$730,000
Seminole	100,000	$3.65	$365,000

Top Ten Counties

For Quail

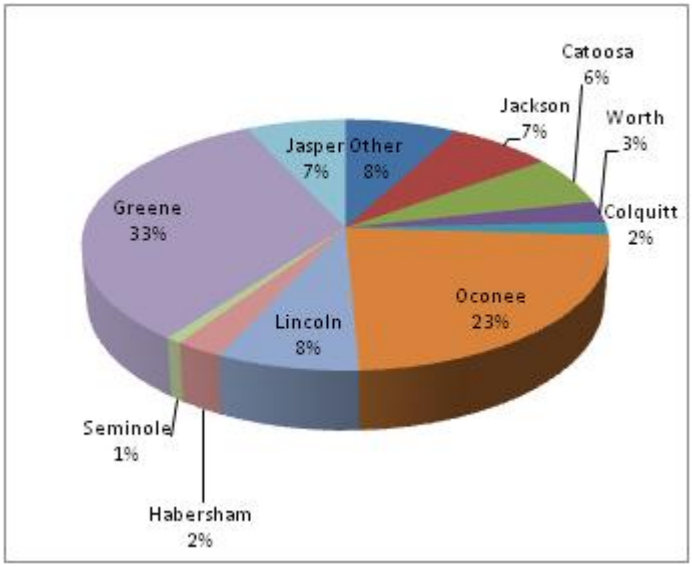

Sheep Farm Gate Value 2013

Rank	County	No.	Prod./Head	$/Hd.	Farm gate
-	Appling				$0
-	Atkinson				$0
-	Bacon				$0
38	Baker	20	1.250	$150.00	$3,750
-	Baldwin				$0
15	Banks	200	1.250	$125.00	$31,250
-	Barrow				$0
16	Bartow	130	1.250	$150.00	$24,375
-	Ben Hill				$0
39	Berrien	20	1.250	$125.00	$3,125
-	Bibb				$0
-	Bleckley				$0
-	Brantley				$0
25	Brooks	75	1.250	$125.00	$11,719
-	Bryan				$0
21	Bulloch	100	1.250	$125.00	$15,625
21	Burke	100	1.250	$125.00	$15,625
42	Butts	15	1.250	$125.00	$2,344
-	Calhoun				$0
-	Camden				$0
25	Candler	75	1.250	$125.00	$11,719
1	Carroll	500	1.250	$165.00	$103,125
21	Catoosa	100	1.250	$125.00	$15,625
38	Charlton	25	1.250	$120.00	$3,750
-	Chatham				$0
-	Chattahoochee				$0
37	Chattooga	25	1.250	$125.00	$3,906
-	Cherokee				$0
-	Clarke				$0
-	Clay				$0
-	Clayton				$0
34	Clinch	40	1.250	$125.00	$6,250
-	Cobb				$0
21	Coffee	100	1.250	$125.00	$15,625
31	Colquitt	50	1.250	$125.00	$7,813
-	Columbia				$0
31	Cook	50	1.250	$125.00	$7,813
-	Coweta				$0
-	Crawford				$0
-	Crisp				$0
21	Dade	100	1.250	$125.00	$15,625
21	Dawson	100	1.250	$125.00	$15,625
-	Decatur				$0
-	DeKalb				$0
-	Dodge				$0
-	Dooly				$0
17	Dougherty	150	1.250	$125.00	$23,438
-	Douglas				$0
8	Early	350	1.250	$125.00	$54,688
-	Echols				$0
-	Effingham				$0
21	Elbert	100	1.250	$125.00	$15,625
-	Emanuel				$0
37	Evans	25	1.250	$125.00	$3,906
35	Fannin	30	1.250	$150.00	$5,625
-	Fayette				$0
7	Floyd	300	1.250	$150.00	$56,250
39	Forsyth	20	1.250	$125.00	$3,125
17	Franklin	150	1.250	$125.00	$23,438
3	Fulton	480	1.250	$125.00	$75,000

Rank	County	No.	Prod./Head	$/Hd.	Farm gate
36	Gilmer	30	1.250	$125.00	$4,688
13	Glascock	220	1.250	$125.00	$34,375
-	Glynn				$0
5	Gordon	175	1.250	$300.00	$65,625
41	Grady	17	1.250	$125.00	$2,656
28	Greene	50	1.250	$150.00	$9,375
-	Gwinnett				$0
15	Habersham	200	1.250	$125.00	$31,250
-	Hall				$0
24	Hancock	80	1.250	$120.00	$12,000
36	Haralson	30	1.250	$125.00	$4,688
9	Harris	300	1.250	$125.00	$46,875
-	Hart				$0
31	Heard	50	1.250	$125.00	$7,813
30	Henry	45	1.250	$150.00	$8,438
-	Houston				$0
-	Irwin				$0
9	Jackson	300	1.250	$125.00	$46,875
17	Jasper	150	1.250	$125.00	$23,438
-	Jeff Davis				$0
39	Jefferson	20	1.250	$125.00	$3,125
12	Jenkins	224	1.250	$125.00	$35,000
15	Johnson	200	1.250	$125.00	$31,250
27	Jones	65	1.250	$125.00	$10,156
-	Lamar				$0
31	Lanier	50	1.250	$125.00	$7,813
15	Laurens	200	1.250	$125.00	$31,250
-	Lee				$0
-	Liberty				$0
37	Lincoln	25	1.250	$125.00	$3,906
37	Long	25	1.250	$125.00	$3,906
15	Lowndes	200	1.250	$125.00	$31,250
22	Lumpkin	90	1.250	$125.00	$14,063
-	Macon				$0
8	Madison	350	1.250	$125.00	$54,688
6	Marion	400	1.250	$125.00	$62,500
-	McDuffie				$0
-	McIntosh				$0
4	Meriwether	475	1.250	$125.00	$74,219
22	Miller	75	1.250	$150.00	$14,063
15	Mitchell	200	1.250	$125.00	$31,250
19	Monroe	100	1.250	$150.00	$18,750
-	Montgomery				$0
27	Morgan	65	1.250	$125.00	$10,156
-	Murray				$0
-	Muscogee				$0
31	Newton	50	1.250	$125.00	$7,813
10	Oconee	275	1.250	$125.00	$42,969
11	Oglethorpe	250	1.250	$125.00	$39,063
23	Paulding	80	1.250	$125.00	$12,500
28	Peach	60	1.250	$125.00	$9,375
21	Pickens	100	1.250	$125.00	$15,625
-	Pierce				$0
25	Pike	75	1.250	$125.00	$11,719
11	Polk	250	1.250	$125.00	$39,063
26	Pulaski	70	1.250	$125.00	$10,938
29	Putnam	55	1.250	$125.00	$8,594
-	Quitman				$0
18	Rabun	120	1.250	$150.00	$22,500
25	Randolph	75	1.250	$125.00	$11,719

Rank	County	No.	Prod./Head	$/Hd.	Farm gate
33	Richmond	45	1.250	$125.00	$7,031
-	Rockdale				$0
-	Schley				$0
23	Screven	100	1.250	$100.00	$12,500
-	Seminole				$0
-	Spalding				$0
20	Stephens	110	1.250	$125.00	$17,188
-	Stewart				$0
28	Sumter	60	1.250	$125.00	$9,375
-	Talbot				$0
-	Taliaferro				$0
2	Tattnall	600	1.250	$125.00	$93,750
-	Taylor				$0
31	Telfair	50	1.250	$125.00	$7,813
39	Terrell	20	1.250	$125.00	$3,125
39	Thomas	20	1.250	$125.00	$3,125
39	Tift	20	1.250	$125.00	$3,125
37	Toombs	25	1.250	$125.00	$3,906
32	Towns	40	1.250	$150.00	$7,500
-	Treutlen				$0
-	Troup				$0
28	Turner	60	1.250	$125.00	$9,375
-	Twiggs				$0
-	Union				$0
21	Upson	100	1.250	$125.00	$15,625
3	Walker	400	1.250	$150.00	$75,000
-	Walton				$0
-	Ware				$0
14	Warren	225	1.250	$120.00	$33,750
36	Washington	30	1.250	$125.00	$4,688
-	Wayne				$0
-	Webster				$0
-	Wheeler				$0
6	White	250	1.250	$200.00	$62,500
-	Whitfield				$0
40	Wilcox	15	1.250	$150.00	$2,813
28	Wilkes	50	1.250	$150.00	$9,375
-	Wilkinson				$0
36	Worth	30	1.250	$125.00	$4,688
	Totals & Avg.	**11,551**			**$1,929,344**

Percent of Livestock/Aquaculture 0.11%

Top Ten Counties by Value - Sheep

County	No.	Prod./Head	$/Hd.	Farm gate
Carroll	500	1.250	$165.00	$103,125
Tattnall	600	1.250	$125.00	$93,750
Fulton	480	1.250	$125.00	$75,000
Walker	400	1.250	$150.00	$75,000
Meriwether	475	1.250	$125.00	$74,219
Gordon	175	1.250	$300.00	$65,625
Marion	400	1.250	$125.00	$62,500
White	250	1.250	$200.00	$62,500
Floyd	300	1.250	$150.00	$56,250
Early	350	1.250	$125.00	$54,688

Top Ten Counties

For Sheep

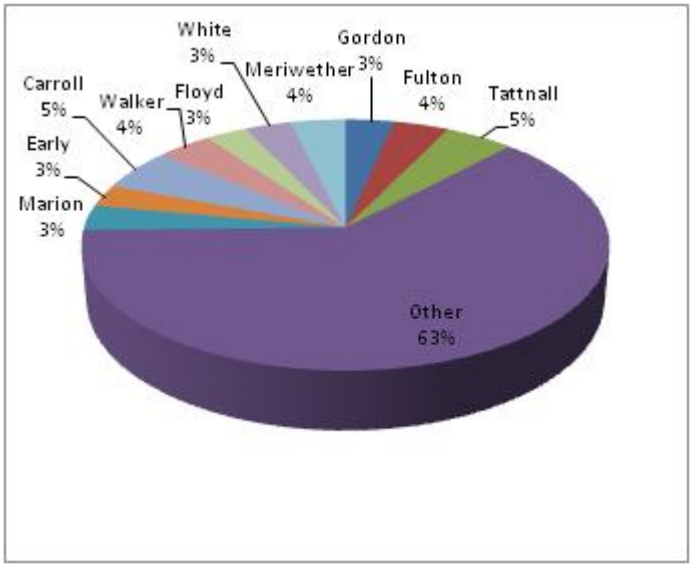

Miscellaneous Livestock & Aquaculture Farm Gate Value 2013

Rank	County	Farm gate
-	Appling	$0
-	Atkinson	$0
-	Bacon	$0
-	Baker	$0
-	Baldwin	$0
-	Banks	$0
13	Barrow	$400,000
7	Bartow	$903,600
-	Ben Hill	$0
-	Berrien	$0
-	Bibb	$0
-	Bleckley	$0
-	Brantley	$0
-	Brooks	$0
-	Bryan	$0
-	Bulloch	$0
-	Burke	$0
-	Butts	$0
-	Calhoun	$0
24	Camden	$15,000
-	Candler	$0
14	Carroll	$300,678
-	Catoosa	$0
-	Charlton	$0
-	Chatham	$0
-	Chattahoochee	$0
-	Chattooga	$0
-	Cherokee	$0
-	Clarke	$0
-	Clay	$0
-	Clayton	$0
-	Clinch	$0
-	Cobb	$0
-	Coffee	$0
21	Colquitt	$43,200
11	Columbia	$500,000
-	Cook	$0
-	Coweta	$0
-	Crawford	$0
-	Crisp	$0
-	Dade	$0
-	Dawson	$0
-	Decatur	$0
-	DeKalb	$0
-	Dodge	$0
-	Dooly	$0
8	Dougherty	$780,000
-	Douglas	$0
-	Early	$0
-	Echols	$0
-	Effingham	$0
-	Elbert	$0
-	Emanuel	$0
-	Evans	$0
15	Fannin	$245,000

Rank	County	Farm gate
-	Fayette	$0
-	Floyd	$0
-	Forsyth	$0
-	Franklin	$0
27	Fulton	$8,000
25	Gilmer	$13,000
-	Glascock	$0
3	Glynn	$2,408,993
-	Gordon	$0
-	Grady	$0
-	Greene	$0
-	Gwinnett	$0
-	Habersham	$0
-	Hall	$0
17	Hancock	$109,000
12	Haralson	$480,000
-	Harris	$0
-	Hart	$0
-	Heard	$0
-	Henry	$0
-	Houston	$0
-	Irwin	$0
-	Jackson	$0
-	Jasper	$0
-	Jeff Davis	$0
-	Jefferson	$0
-	Jenkins	$0
-	Johnson	$0
-	Jones	$0
-	Lamar	$0
20	Lanier	$50,000
-	Laurens	$0
5	Lee	$1,560,000
-	Liberty	$0
29	Lincoln	$5,000
-	Long	$0
4	Lowndes	$2,000,000
-	Lumpkin	$0
-	Macon	$0
-	Madison	$0
-	Marion	$0
-	McDuffie	$0
-	McIntosh	$0
-	Meriwether	$0
-	Miller	$0
1	Mitchell	$10,040,000
-	Monroe	$0
-	Montgomery	$0
-	Morgan	$0
-	Murray	$0
-	Muscogee	$0
26	Newton	$10,000
20	Oconee	$50,000
-	Oglethorpe	$0
-	Paulding	$0

Rank	County	Farm gate
-	Peach	$0
-	Pickens	$0
-	Pierce	$0
-	Pike	$0
-	Polk	$0
10	Pulaski	$540,000
28	Putnam	$7,500
-	Quitman	$0
-	Rabun	$0
-	Randolph	$0
-	Richmond	$0
23	Rockdale	$20,000
-	Schley	$0
-	Screven	$0
-	Seminole	$0
-	Spalding	$0
-	Stephens	$0
-	Stewart	$0
-	Sumter	$0
-	Talbot	$0
-	Taliaferro	$0
-	Tattnall	$0
-	Taylor	$0
18	Telfair	$84,000
-	Terrell	$0
-	Thomas	$0
-	Tift	$0
-	Toombs	$0
19	Towns	$75,000
-	Treutlen	$0
-	Troup	$0
-	Turner	$0
6	Twiggs	$1,000,000
-	Union	$0
9	Upson	$600,000
-	Walker	$0
22	Walton	$25,000
-	Ware	$0
16	Warren	$118,200
-	Washington	$0
-	Wayne	$0
22	Webster	$25,000
-	Wheeler	$0
2	White	$3,350,000
-	Whitfield	$0
-	Wilcox	$0
-	Wilkes	$0
-	Wilkinson	$0
-	Worth	$0
	Totals & Avg.	**$25,766,171**

Percent of Livestock/Aquaculture 1.53%

Total Livestock & Aquaculture Value 2013

Rank	County	Farm gate
18	Appling	$20,498,010
95	Atkinson	$5,128,844
47	Bacon	$10,981,762
102	Baker	$4,639,075
116	Baldwin	$3,583,828
34	Banks	$14,856,719
93	Barrow	$5,323,917
29	Bartow	$16,385,898
84	Ben Hill	$6,306,987
40	Berrien	$12,619,040
126	Bibb	$2,948,100
119	Bleckley	$3,421,038
130	Brantley	$2,491,073
3	Brooks	$54,936,959
143	Bryan	$1,375,381
35	Bulloch	$14,747,295
9	Burke	$34,029,531
147	Butts	$808,586
111	Calhoun	$3,936,238
151	Camden	$436,438
77	Candler	$6,697,333
6	Carroll	$46,513,867
73	Catoosa	$7,355,892
140	Charlton	$1,664,831
153	Chatham	$175,000
-	Chattahoochee	$0
20	Chattooga	$20,075,285
41	Cherokee	$12,328,298
135	Clarke	$2,070,182
118	Clay	$3,528,939
131	Clayton	$2,469,257
96	Clinch	$5,107,415
139	Cobb	$1,827,125
28	Coffee	$16,739,143
24	Colquitt	$18,430,640
71	Columbia	$7,488,285
107	Cook	$4,180,425
7	Coweta	$44,544,200
-	Crawford	$0
98	Crisp	$4,842,338
109	Dade	$4,008,873
120	Dawson	$3,412,248
39	Decatur	$12,830,745
152	Dekalb	$353,500
49	Dodge	$10,283,388
101	Dooly	$4,718,061
51	Dougherty	$10,073,848
148	Douglas	$808,233
44	Early	$11,570,920
129	Echols	$2,745,183
63	Effingham	$8,591,694
61	Elbert	$8,760,035
64	Emanuel	$7,918,110
68	Evans	$7,784,470

Rank	County	Farm gate
113	Fannin	$3,720,636
106	Fayette	$4,258,285
33	Floyd	$15,080,497
62	Forsyth	$8,601,471
36	Franklin	$13,467,538
60	Fulton	$8,849,725
82	Gilmer	$6,350,693
108	Glascock	$4,173,003
103	Glynn	$4,607,800
22	Gordon	$19,374,722
32	Grady	$15,195,100
10	Greene	$31,350,274
137	Gwinnett	$1,972,437
38	Habersham	$12,997,065
17	Hall	$24,199,057
114	Hancock	$3,676,416
104	Haralson	$4,572,656
59	Harris	$8,909,625
23	Hart	$19,234,289
105	Heard	$4,473,192
45	Henry	$11,487,453
122	Houston	$3,041,623
92	Irwin	$5,543,418
14	Jackson	$25,048,406
15	Jasper	$24,960,876
81	Jeff Davis	$6,465,190
25	Jefferson	$18,273,158
43	Jenkins	$11,770,601
55	Johnson	$9,689,820
75	Jones	$6,792,252
67	Lamar	$7,811,520
132	Lanier	$2,444,573
69	Laurens	$7,673,404
19	Lee	$20,214,588
146	Liberty	$950,548
56	Lincoln	$9,152,294
124	Long	$2,992,361
57	Lowndes	$9,064,948
134	Lumpkin	$2,211,575
4	Macon	$54,060,610
37	Madison	$13,432,888
125	Marion	$2,951,759
46	McDuffie	$11,206,308
-	McIntosh	$0
30	Meriwether	$16,139,760
26	Miller	$17,715,746
8	Mitchell	$34,585,324
91	Monroe	$5,604,700
79	Montgomery	$6,618,150
5	Morgan	$51,855,525
87	Murray	$6,302,346
-	Muscogee	$0
50	Newton	$10,203,974
16	Oconee	$24,336,489

Rank	County	Farm gate
1	Oglethorpe	$93,658,530
110	Paulding	$3,992,628
144	Peach	$1,253,400
115	Pickens	$3,660,535
76	Pierce	$6,715,399
112	Pike	$3,924,645
78	Polk	$6,663,188
128	Pulaski	$2,764,665
11	Putnam	$30,088,721
-	Quitman	$0
123	Rabun	$3,036,273
121	Randolph	$3,407,210
117	Richmond	$3,539,158
72	Rockdale	$7,465,100
149	Schley	$709,310
80	Screven	$6,511,040
54	Seminole	$9,734,188
138	Spalding	$1,896,497
21	Stephens	$19,695,732
150	Stewart	$480,399
31	Sumter	$15,934,520
100	Talbot	$4,768,357
-	Taliaferro	$0
2	Tattnall	$60,230,706
133	Taylor	$2,236,785
99	Telfair	$4,789,148
136	Terrell	$2,003,265
12	Thomas	$26,538,453
88	Tift	$6,108,045
83	Toombs	$6,348,975
74	Towns	$6,908,028
145	Treutlen	$1,240,337
89	Troup	$6,095,988
94	Turner	$5,278,050
127	Twiggs	$2,853,196
97	Union	$5,095,811
66	Upson	$7,836,526
48	Walker	$10,707,633
53	Walton	$9,779,283
85	Ware	$6,306,851
42	Warren	$12,097,911
65	Washington	$7,850,001
86	Wayne	$6,306,640
141	Webster	$1,585,195
70	Wheeler	$7,564,006
52	White	$9,984,724
58	Whitfield	$9,036,642
90	Wilcox	$5,956,499
13	Wilkes	$25,196,155
142	Wilkinson	$1,462,271
27	Worth	$17,670,132
	Totals & Avg.	**$1,679,985,879**

2013 Poultry and Eggs Farm Gate Value
$5,438,180,731

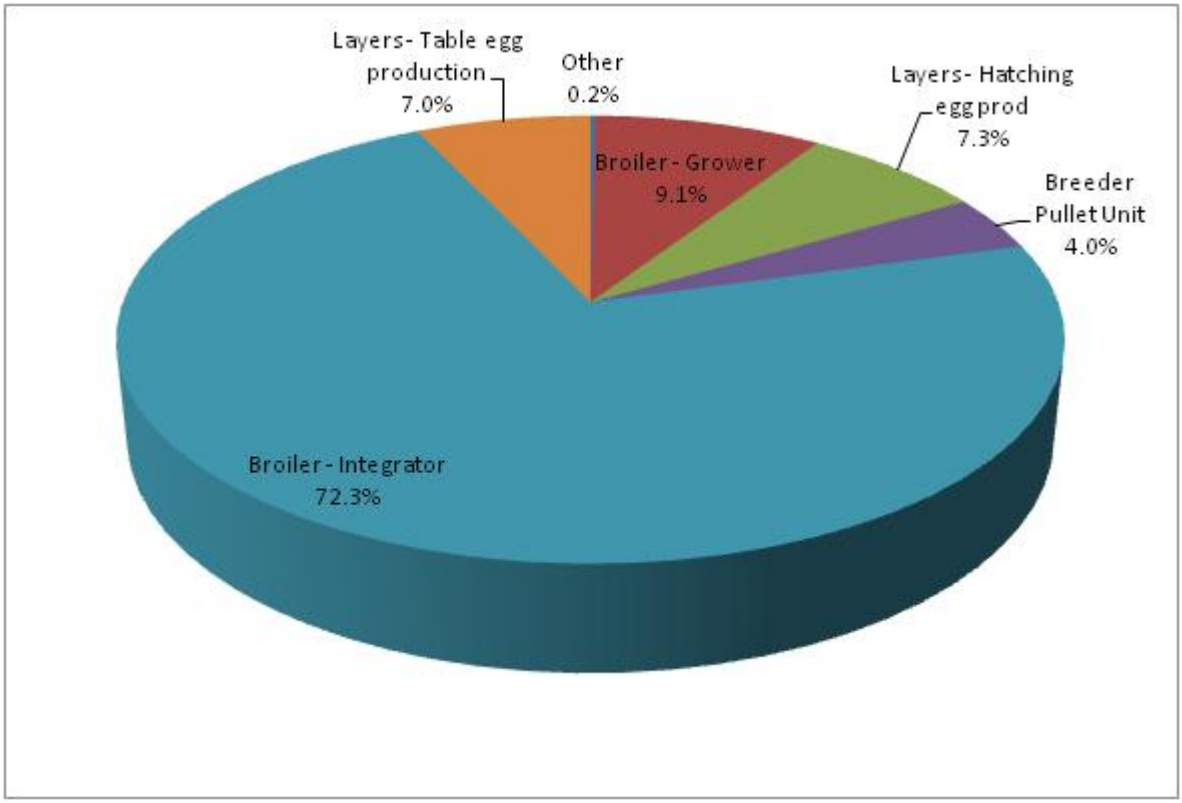

Broiler - Total (Grower & Integrator) Farm Gate Value 2013

Rank	County	# Houses	Broiler	GROWER Farm	INTEGRATOR Farm	TOTAL BROILER
27	Appling	90	5,418,317	$5,418,317	$42,443,482	$47,861,798
22	Atkinson	170	6,325,632	$6,325,632	$49,550,784	$55,876,416
64	Bacon	20	1,119,744	$1,119,744	$9,331,200	$10,450,944
35	Baker	72	3,815,424	$3,815,424	$29,887,488	$33,702,912
76	Baldwin	10	486,605	$486,605	$3,811,738	$4,298,342
3	Banks	498	24,232,919	$24,232,919	$189,824,532	$214,057,452
45	Barrow	74	2,913,084	$2,913,084	$22,210,647	$25,123,731
24	Bartow	117	5,204,010	$5,204,010	$43,366,752	$48,570,762
63	Ben Hill	24	1,144,627	$1,144,627	$9,538,560	$10,683,187
74	Berrien	14	600,349	$600,349	$4,702,731	$5,303,080
78	Bibb	10	458,774	$458,774	$3,593,729	$4,052,503
79	Bleckley	5	2,016,000	$2,016,000	$2,016,000	$4,032,000
---	Brantley					
68	Brooks	20	898,560	$898,560	$7,038,720	$7,937,280
---	Bryan					
36	Bulloch	32	16,102,195	$16,102,195	$16,102,195	$32,204,390
---	Burke					
---	Butts					
46	Calhoun	48	2,786,918	$2,786,918	$21,830,861	$24,617,779
---	Camden					
96	Candler	2	72,000	$72,000	$564,000	$636,000
7	Carroll	364	15,372,015	$15,372,015	$159,053,414	$174,425,429
40	Catoosa	96	3,162,931	$3,162,931	$24,776,294	$27,939,226
---	Charlton					
---	Chatham					
---	Chattahoochee					
70	Chattooga	20	1,451,520	$1,451,520	$5,685,120	$7,136,640
32	Cherokee	87	3,869,649	$3,869,649	$32,557,599	$36,427,248
71	Clarke	19	787,968	$787,968	$6,172,416	$6,960,384
---	Clay					
---	Clayton					
---	Clinch					
---	Cobb					
13	Coffee	339	12,614,054	$12,614,054	$98,810,093	$111,424,147
9	Colquitt	419	17,587,944	$17,587,944	$137,772,228	$155,360,172
---	Columbia					
48	Cook	35	2,554,675	$2,554,675	$20,011,622	$22,566,298
---	Coweta					
39	Crawford	65	3,369,600	$3,369,600	$26,395,200	$29,764,800
69	Crisp	18	855,360	$855,360	$6,700,320	$7,555,680
53	Dade	45	2,223,936	$2,223,936	$17,420,832	$19,644,768
31	Dawson	128	4,598,415	$4,598,415	$36,020,920	$40,619,336
80	Decatur	72	3,981,312	$3,981,312		$3,981,312
---	DeKalb					
73	Dodge	18	715,392	$715,392	$5,603,904	$6,319,296
43	Dooly	61	3,035,750	$3,035,750	$23,780,045	$26,815,795
89	Dougherty	4	185,472	$185,472	$1,452,864	$1,638,336
---	Douglas					
94	Early	4	137,779	$137,779	$1,079,270	$1,217,050
---	Echols					
---	Effingham					
17	Elbert	205	8,894,730	$8,894,730	$69,675,387	$78,570,117
---	Emanuel					
50	Evans	51	2,488,316	$2,488,316	$19,491,810	$21,980,126
54	Fannin	46	1,995,891	$1,995,891	$15,634,477	$17,630,368
---	Fayette					
21	Floyd	121	6,690,816	$6,690,816	$52,411,392	$59,102,208
92	Forsyth	45	1,451,974	$1,451,974		$1,451,974

Rank	County	# Houses	Broiler	GROWER Farm	INTEGRATOR Farm	TOTAL BROILER
1	Franklin	830	35,168,760	$35,168,760	$275,488,620	$310,657,380
---	Fulton					
8	Gilmer	420	18,223,350	$18,223,350	$142,749,573	$160,972,923
---	Glascock					
---	Glynn					
11	Gordon	350	16,609,824	$16,609,824	$130,110,288	$146,720,112
33	Grady	68	4,053,888	$4,053,888	$31,755,456	$35,809,344
55	Greene	50	2,211,840	$2,211,840	$14,889,600	$17,101,440
---	Gwinnett					
5	Habersham	600	21,897,216	$21,897,216	$171,528,192	$193,425,408
4	Hall	492	21,945,876	$21,945,876	$171,909,366	$193,855,242
---	Hancock					
42	Haralson	65	3,144,960	$3,144,960	$24,635,520	$27,780,480
---	Harris					
6	Hart	438	19,041,468	$19,041,468	$158,678,903	$177,720,371
29	Heard	114	5,023,624	$5,023,624	$39,351,724	$44,375,348
---	Henry					
66	Houston	30	983,664	$983,664	$7,705,368	$8,689,032
65	Irwin	12	4,451,990	$4,451,990	$4,451,990	$8,903,981
10	Jackson	275	3,096,576	$3,096,576	$148,896,000	$151,992,576
88	Jasper	5	205,920	$205,920	$1,466,400	$1,672,320
44	Jeff Davis	48	2,897,179	$2,897,179	$22,694,566	$25,591,745
---	Jefferson					
---	Jenkins					
---	Johnson					
75	Jones	13	569,328	$569,328	$4,459,733	$5,029,061
51	Lamar	59	2,429,856	$2,429,856	$19,033,872	$21,463,728
---	Lanier					
---	Laurens					
---	Lee					
---	Liberty					
---	Lincoln					
62	Long	23	1,210,761	$1,210,761	$9,484,296	$10,695,057
---	Lowndes					
41	Lumpkin	72	3,153,199	$3,153,199	$24,700,060	$27,853,259
16	Macon	240	9,313,920	$9,313,920	$72,959,040	$82,272,960
2	Madison	637	32,400,000	$32,400,000	$263,952,000	$296,352,000
37	Marion	76	3,445,390	$3,445,390	$26,988,889	$30,434,279
---	McDuffie					
---	McIntosh					
---	Meriwether					
84	Miller	6	311,040	$311,040	$2,436,480	$2,747,520
15	Mitchell	205	10,627,200	$10,627,200	$83,246,400	$93,873,600
52	Monroe	71	2,317,167	$2,317,167	$18,151,144	$20,468,312
---	Montgomery					
28	Morgan	142	5,061,289	$5,061,289	$39,646,764	$44,708,052
18	Murray	188	7,742,592	$7,742,592	$60,650,304	$68,392,896
---	Muscogee					
---	Newton					
34	Oconee	82	3,990,159	$3,990,159	$31,256,248	$35,246,408
12	Oglethorpe	350	16,216,200	$16,216,200	$127,026,900	$143,243,100
58	Paulding	36	1,630,886	$1,630,886	$12,775,277	$14,406,163
---	Peach					
25	Pickens	210	5,443,200	$5,443,200	$42,638,400	$48,081,600
95	Pierce	4	119,550	$119,550	$936,475	$1,056,025
67	Pike	23	947,232	$947,232	$7,419,984	$8,367,216
59	Polk	34	1,542,240	$1,542,240	$12,080,880	$13,623,120
38	Pulaski	96	3,421,440	$3,421,440	$26,801,280	$30,222,720
---	Putnam					
---	Quitman					
82	Rabun	12	530,842	$530,842	$2,949,120	$3,479,962
---	Randolph					

Rank	County	# Houses	Broiler	GROWER Farm	INTEGRATOR Farm	TOTAL BROILER
---	Richmond					
---	Rockdale					
47	Schley	60	2,720,045	$2,720,045	$21,307,018	$24,027,062
---	Screven					
---	Seminole					
83	Spalding	8	316,800	$316,800	$2,481,600	$2,798,400
26	Stephens	134	5,433,754	$5,433,754	$42,564,403	$47,998,157
81	Stewart	10	429,581	$429,581	$3,365,050	$3,794,630
49	Sumter	56	2,522,742	$2,522,742	$19,761,477	$22,284,219
---	Talbot					
---	Taliaferro					
14	Tattnall	400			$110,832,768	$110,832,768
60	Taylor	40	1,520,640	$1,520,640	$11,911,680	$13,432,320
---	Telfair					
---	Terrell					
93	Thomas	4	145,728	$145,728	$1,141,536	$1,287,264
---	Tift					
86	Toombs	6	277,862	$277,862	$2,176,589	$2,454,451
---	Towns					
---	Treutlen					
---	Troup					
60	Turner	32	1,520,640	$1,520,640	$11,911,680	$13,432,320
---	Twiggs					
77	Union	10	475,200	$475,200	$3,722,400	$4,197,600
56	Upson	50	1,872,000	$1,872,000	$14,664,000	$16,536,000
20	Walker	170	7,561,382	$7,561,382	$59,230,829	$66,792,211
61	Walton	33	1,276,007	$1,276,007	$9,995,388	$11,271,396
85	Ware	10	290,212	$290,212	$2,273,326	$2,563,538
---	Warren					
---	Washington					
87	Wayne	4	194,504	$194,504	$1,523,612	$1,718,116
90	Webster	4	178,675	$178,675	$1,399,622	$1,578,298
---	Wheeler					
19	White	190	7,704,576	$7,704,576	$60,352,512	$68,057,088
30	Whitfield	116	4,777,344	$4,777,344	$37,422,528	$42,199,872
72	Wilcox	151	6,507,399	$6,507,399		$6,507,399
23	Wilkes	110	6,067,354	$6,067,354	$47,527,603	$53,594,957
91	Wilkinson	4	165,888	$165,888	$1,299,456	$1,465,344
57	Worth	40	1,722,240	$1,722,240	$13,490,880	$15,213,120

Percent of Poultry/Eggs 81.62%

Top Ten Counties by Value - Broilers

Rank	County	# Houses	Broiler	GROWER Farm	INTEGRATOR Farm	TOTAL BROILER
1	Franklin	830	35,168,760	$35,168,760	$275,488,620	$310,657,380
2	Madison	637	32,400,000	$32,400,000	$263,952,000	$296,352,000
3	Banks	498	24,232,919	$24,232,919	$189,824,532	$214,057,452
4	Hall	492	21,945,876	$21,945,876	$171,909,366	$193,855,242
5	Habersham	600	21,897,216	$21,897,216	$171,528,192	$193,425,408
6	Hart	438	19,041,468	$19,041,468	$158,678,903	$177,720,371
7	Carroll	364	15,372,015	$15,372,015	$159,053,414	$174,425,429
8	Gilmer	420	18,223,350	$18,223,350	$142,749,573	$160,972,923
9	Colquitt	419	17,587,944	$17,587,944	$137,772,228	$155,360,172
10	Jackson	275	3,096,576	$3,096,576	$148,896,000	$151,992,576

Top Ten Counties

For Broilers

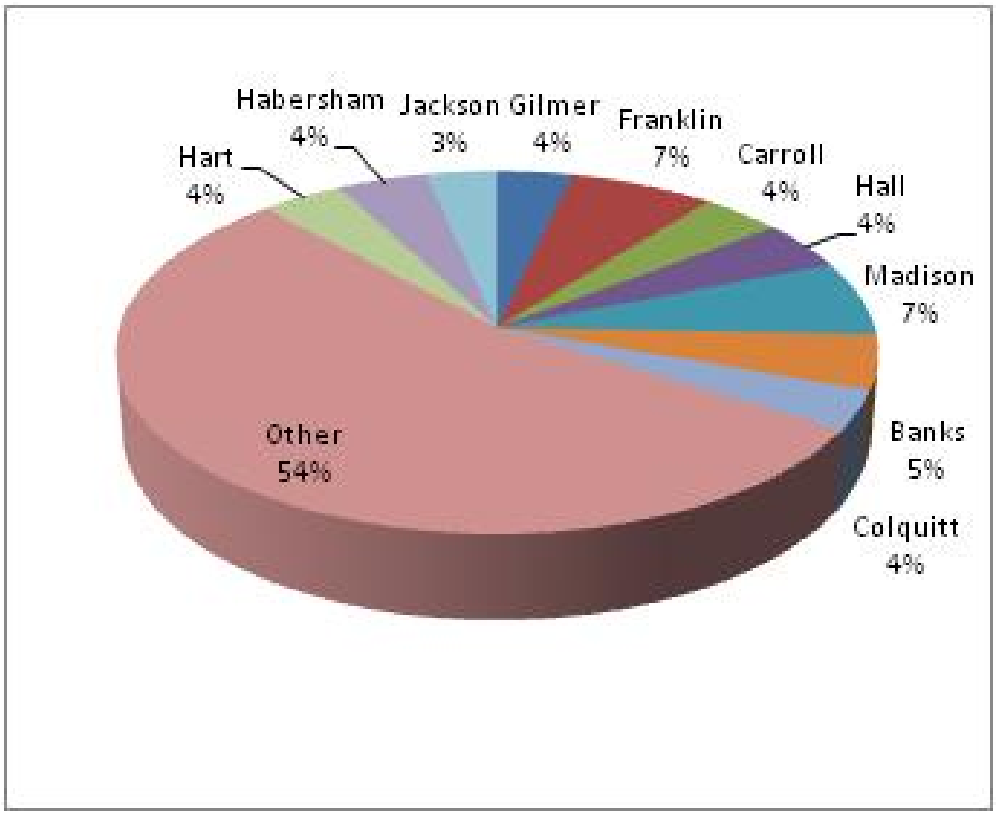

Breeder Pullet Unit Farm Gate Value 2013

Rank	County	No.	Capacity	Price	Farm gate
20	Appling	10	12,000	$12.25	$1,470,000
31	Atkinson	2	14,000	$12.25	$343,000
-	Bacon				$0
-	Baker				$0
-	Baldwin				$0
27	Banks	48	1,200	$12.25	$705,600
23	Barrow	9	10,000	$12.25	$1,102,500
26	Bartow	5	12,000	$12.25	$735,000
-	Ben Hill				$0
21	Berrien	10	11,600	$12.25	$1,421,000
-	Bibb				$0
-	Bleckley				$0
-	Brantley				$0
-	Brooks				$0
-	Bryan				$0
-	Bulloch				$0
-	Burke				$0
-	Butts				$0
-	Calhoun				$0
-	Camden				$0
-	Candler				$0
6	Carroll	40	10,000	$12.25	$4,900,000
22	Catoosa	10	10,000	$12.25	$1,225,000
13	Charlton	3	100,000	$12.25	$3,675,000
-	Chatham				$0
-	Chattahoochee				$0
20	Chattooga	10	12,000	$12.25	$1,470,000
-	Cherokee				$0
-	Clarke				$0
-	Clay				$0
-	Clayton				$0
-	Clinch				$0
-	Cobb				$0
16	Coffee	14	14,000	$12.25	$2,401,000
5	Colquitt	22	21,000	$12.25	$5,659,500
-	Columbia				$0
-	Cook				$0
-	Coweta				$0
-	Crawford				$0
-	Crisp				$0
32	Dade	2	12,000	$12.25	$294,000
15	Dawson	21	12,000	$12.25	$3,087,000
-	Decatur				$0
-	DeKalb				$0
-	Dodge				$0
-	Dooly				$0
-	Dougherty				$0
-	Douglas				$0
-	Early				$0
-	Echols				$0
-	Effingham				$0
-	Elbert				$0
-	Emanuel				$0
-	Evans				$0
30	Fannin	4	12,000	$12.25	$588,000
-	Fayette				$0
-	Floyd				$0
28	Forsyth	6	9,000	$12.25	$661,500
11	Franklin	28	12,000	$12.25	$4,116,000
-	Fulton				$0

Rank	County	No.	Capacity	Price	Farm gate
10	Gilmer	29	12,000	$12.25	$4,263,000
-	Glascock				$0
-	Glynn				$0
24	Gordon	9	8,000	$12.25	$882,000
12	Grady	24	13,500	$12.25	$3,969,000
33	Greene	2	11,500	$12.25	$281,750
-	Gwinnett				$0
2	Habersham	150	12,000	$12.25	$22,050,000
3	Hall	52	30,000	$12.25	$19,110,000
-	Hancock				$0
-	Haralson				$0
-	Harris				$0
4	Hart	43	12,000	$12.25	$6,321,000
8	Heard	31	12,000	$12.25	$4,557,000
-	Henry				$0
-	Houston				$0
-	Irwin				$0
1	Jackson	66	120,000	$12.25	$97,020,000
-	Jasper				$0
-	Jeff Davis				$0
-	Jefferson				$0
-	Jenkins				$0
-	Johnson				$0
-	Jones				$0
-	Lamar				$0
-	Lanier				$0
-	Laurens				$0
-	Lee				$0
-	Liberty				$0
-	Lincoln				$0
-	Long				$0
-	Lowndes				$0
-	Lumpkin				$0
9	Macon	22	16,000	$12.25	$4,312,000
7	Madison	30	13,000	$12.25	$4,777,500
-	Marion				$0
-	McDuffie				$0
-	McIntosh				$0
-	Meriwether				$0
-	Miller				$0
-	Mitchell				$0
-	Monroe				$0
-	Montgomery				$0
-	Morgan				$0
17	Murray	16	12,000	$12.25	$2,352,000
-	Muscogee				$0
-	Newton				$0
30	Oconee	4	12,000	$12.25	$588,000
14	Oglethorpe	23	12,668	$12.25	$3,569,209
-	Paulding				$0
-	Peach				$0
19	Pickens	12	12,000	$12.25	$1,764,000
-	Pierce				$0
-	Pike				$0
-	Polk				$0
-	Pulaski				$0
-	Putnam				$0
-	Quitman				$0
-	Rabun				$0
-	Randolph				$0

Rank	County	No.	Capacity	Price	Farm gate
-	Richmond				$0
-	Rockdale				$0
-	Schley				$0
-	Screven				$0
-	Seminole				$0
-	Spalding				$0
-	Stephens				$0
-	Stewart				$0
23	Sumter	6	15,000	$12.25	$1,102,500
-	Talbot				$0
-	Taliaferro				$0
25	Tattnall	6	11,000	$12.25	$808,500
-	Taylor				$0
-	Telfair				$0
-	Terrell				$0
29	Thomas	5	10,000	$12.25	$612,500
-	Tift				$0
-	Toombs				$0
-	Towns				$0
-	Treutlen				$0
-	Troup				$0
-	Turner				$0
-	Twiggs				$0
18	Union	10	15,000	$12.25	$1,837,500
-	Upson				$0
-	Walker				$0
-	Walton				$0
19	Ware	12	12,000	$12.25	$1,764,000
-	Warren				$0
-	Washington				$0
-	Wayne				$0
-	Webster				$0
-	Wheeler				$0
20	White	10	12,000	$12.25	$1,470,000
30	Whitfield	4	12,000	$12.25	$588,000
-	Wilcox				$0
-	Wilkes				$0
-	Wilkinson				$0
-	Worth				$0
	Totals & Avg.	**810**	**21,955**	**$12**	**$217,853,559**

Percent of Poultry/Eggs 4.01%

Top Ten Counties by Value - Breeder Pullet Unit

County	No.	Capacity	Price	Farm gate
Jackson	66	120,000	$12.25	$97,020,000
Habersham	150	12,000	$12.25	$22,050,000
Hall	52	30,000	$12.25	$19,110,000
Hart	43	12,000	$12.25	$6,321,000
Colquitt	22	21,000	$12.25	$5,659,500
Carroll	40	10,000	$12.25	$4,900,000
Madison	30	13,000	$12.25	$4,777,500
Heard	31	12,000	$12.25	$4,557,000
Macon	22	16,000	$12.25	$4,312,000
Gilmer	29	12,000	$12.25	$4,263,000

Top Ten Counties

For Breeder Pullet Unit

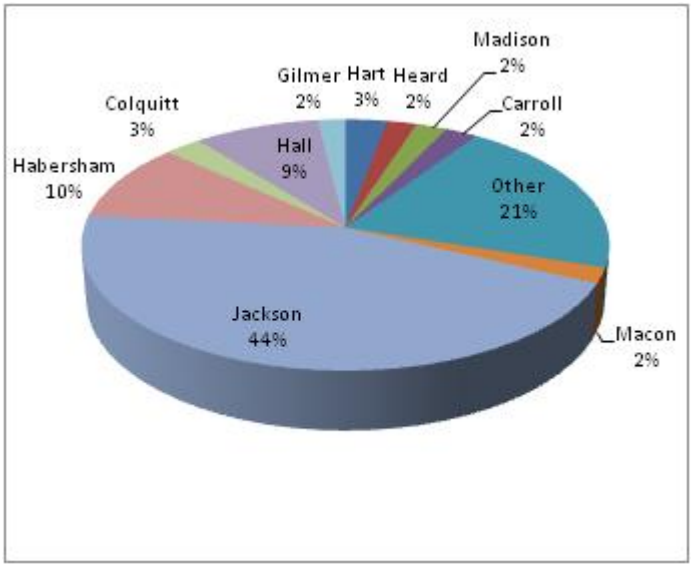

Hatching Layers Farm Gate Value 2013

Rank	County	No.	Capacity	Price	Farm gate
17	Appling	24	10,000	$34.69	$8,325,600
33	Atkinson	5	12,500	$34.69	$2,168,125
-	Bacon				$0
19	Baker	22	8,500	$34.69	$6,487,030
-	Baldwin				$0
6	Banks	50	10,000	$34.69	$17,345,000
44	Barrow	2	7,500	$34.69	$520,350
38	Bartow	4	10,000	$33.75	$1,350,000
-	Ben Hill				$0
14	Berrien	24	11,000	$34.69	$9,158,160
-	Bibb				$0
-	Bleckley				$0
-	Brantley				$0
27	Brooks	8	11,500	$34.69	$3,191,480
-	Bryan				$0
-	Bulloch				$0
-	Burke				$0
-	Butts				$0
-	Calhoun				$0
-	Camden				$0
39	Candler	3	12,000	$34.69	$1,248,840
9	Carroll	35	10,000	$34.69	$12,141,500
25	Catoosa	10	10,000	$34.69	$3,469,000
-	Charlton				$0
-	Chatham				$0
-	Chattahoochee				$0
28	Chattooga	9	10,000	$34.00	$3,060,000
43	Cherokee	2	10,000	$34.69	$693,800
-	Clarke				$0
-	Clay				$0
-	Clayton				$0
-	Clinch				$0
-	Cobb				$0
23	Coffee	11	12,500	$34.69	$4,769,875
11	Colquitt	28	10,500	$34.69	$10,198,860
-	Columbia				$0
30	Cook	8	10,000	$34.69	$2,775,200
-	Coweta				$0
-	Crawford				$0
-	Crisp				$0
22	Dade	14	10,000	$34.69	$4,856,600
-	Dawson				$0
30	Decatur	8	10,000	$34.69	$2,775,200
-	DeKalb				$0
-	Dodge				$0
-	Dooly				$0
-	Dougherty				$0
-	Douglas				$0
-	Early				$0
-	Echols				$0
-	Effingham				$0
5	Elbert	60	10,000	$34.69	$20,814,000
-	Emanuel				$0
35	Evans	5	10,000	$34.69	$1,734,500
21	Fannin	16	10,000	$34.69	$5,550,400
-	Fayette				$0
42	Floyd	2	12,000	$34.69	$832,560
-	Forsyth				$0
1	Franklin	103	10,000	$34.69	$35,730,700
-	Fulton				$0

Rank	County	No.	Capacity	Price	Farm gate
7	Gilmer	46	10,000	$34.69	$15,957,400
-	Glascock				$0
-	Glynn				$0
10	Gordon	30	10,000	$34.69	$10,407,000
29	Grady	9	9,300	$34.69	$2,903,553
-	Greene				$0
-	Gwinnett				$0
4	Habersham	80	10,000	$34.69	$27,752,000
13	Hall	28	10,000	$34.69	$9,713,200
-	Hancock				$0
-	Haralson				$0
-	Harris				$0
2	Hart	88	11,000	$33.75	$32,670,000
15	Heard	26	10,000	$34.69	$9,019,400
-	Henry				$0
-	Houston				$0
43	Irwin	2	10,000	$34.69	$693,800
3	Jackson	90	10,000	$34.69	$31,221,000
42	Jasper	2	12,000	$34.69	$832,560
37	Jeff Davis	3	13,000	$34.69	$1,352,910
-	Jefferson				$0
-	Jenkins				$0
-	Johnson				$0
-	Jones				$0
-	Lamar				$0
44	Lanier	3	5,000	$34.69	$520,350
-	Laurens				$0
-	Lee				$0
-	Liberty				$0
-	Lincoln				$0
24	Long	2	67,000	$34.69	$4,648,460
-	Lowndes				$0
18	Lumpkin	20	10,000	$34.69	$6,938,000
12	Macon	22	13,000	$34.69	$9,921,340
18	Madison	20	10,000	$34.69	$6,938,000
45	Marion	4	1,200	$34.69	$166,512
-	McDuffie				$0
-	McIntosh				$0
-	Meriwether				$0
-	Miller				$0
21	Mitchell	16	10,000	$34.69	$5,550,400
-	Monroe				$0
-	Montgomery				$0
41	Morgan	2	13,000	$34.69	$901,940
20	Murray	18	10,000	$34.69	$6,244,200
-	Muscogee				$0
-	Newton				$0
-	Oconee				$0
22	Oglethorpe	14	10,000	$34.69	$4,856,600
-	Paulding				$0
-	Peach				$0
-	Pickens				$0
-	Pierce				$0
-	Pike				$0
-	Polk				$0
-	Pulaski				$0
34	Putnam	2	25,500	$34.69	$1,769,190
-	Quitman				$0
-	Rabun				$0
-	Randolph				$0

Rank	County	No.	Capacity	Price	Farm gate
-	Richmond				$0
-	Rockdale				$0
43	Schley	2	10,000	$34.69	$693,800
-	Screven				$0
-	Seminole				$0
-	Spalding				$0
25	Stephens	10	10,000	$34.69	$3,469,000
-	Stewart				$0
-	Sumter				$0
-	Talbot				$0
-	Taliaferro				$0
8	Tattnall	34	10,500	$34.69	$12,384,330
-	Taylor				$0
-	Telfair				$0
-	Terrell				$0
36	Thomas	4	10,000	$34.69	$1,387,600
-	Tift				$0
26	Toombs	8	12,000	$34.69	$3,330,240
-	Towns				$0
-	Treutlen				$0
-	Troup				$0
-	Turner				$0
-	Twiggs				$0
35	Union	5	10,000	$34.69	$1,734,500
-	Upson				$0
40	Walker	3	10,000	$34.69	$1,040,700
-	Walton				$0
32	Ware	7	10,000	$34.69	$2,428,300
-	Warren				$0
-	Washington				$0
-	Wayne				$0
-	Webster				$0
-	Wheeler				$0
16	White	25	10,000	$34.69	$8,672,500
10	Whitfield	30	10,000	$34.69	$10,407,000
31	Wilcox	9	8,000	$34.50	$2,484,000
-	Wilkes				$0
-	Wilkinson				$0
43	Worth	2	10,000	$34.69	$693,800
	Totals & Avg.	**1,119**	**10,302**	**$35**	**$398,900,365**

Percent of Poultry/Eggs 7.34%

Top Ten Counties by Value - Hatching Layers

County	No.	Capacity	Price	Farm gate
Franklin	103	10,000	$34.69	$35,730,700
Hart	88	11,000	$33.75	$32,670,000
Jackson	90	10,000	$34.69	$31,221,000
Habersham	80	10,000	$34.69	$27,752,000
Elbert	60	10,000	$34.69	$20,814,000
Banks	50	10,000	$34.69	$17,345,000
Gilmer	46	10,000	$34.69	$15,957,400
Tattnall	34	10,500	$34.69	$12,384,330
Carroll	35	10,000	$34.69	$12,141,500
Gordon	30	10,000	$34.69	$10,407,000

Top Ten Counties

For Hatching Layers

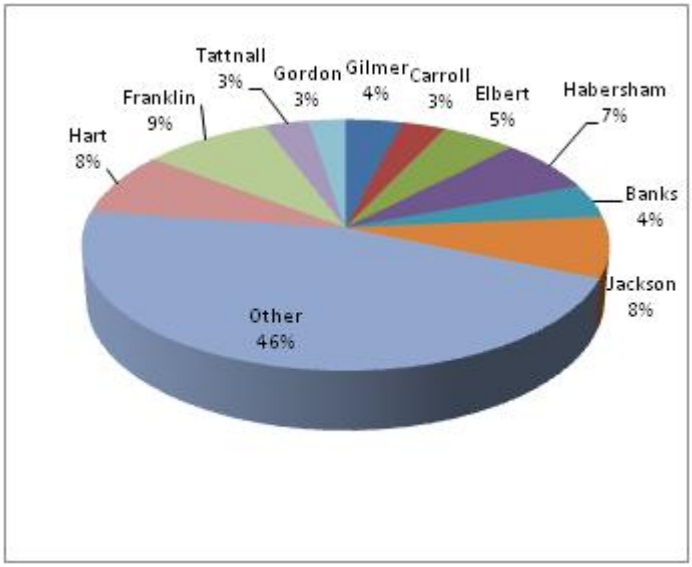

Table Layers Farm Gate Value 2013

Rank	County	No.	Capacity	Price	Farm gate
-	Appling				$0
-	Atkinson				$0
7	Bacon	11	80,000	$31.75	$27,940,000
-	Baker				$0
-	Baldwin				$0
3	Banks	12	108,000	$31.25	$40,500,000
-	Barrow				$0
-	Bartow				$0
-	Ben Hill				$0
-	Berrien				$0
-	Bibb				$0
-	Bleckley				$0
5	Brantley	12	92,000	$31.35	$34,610,400
-	Brooks				$0
-	Bryan				$0
-	Bulloch				$0
-	Burke				$0
-	Butts				$0
-	Calhoun				$0
-	Camden				$0
-	Candler				$0
-	Carroll				$0
-	Catoosa				$0
9	Charlton	3	140,000	$31.25	$13,125,000
-	Chatham				$0
-	Chattahoochee				$0
-	Chattooga				$0
-	Cherokee				$0
-	Clarke				$0
-	Clay				$0
-	Clayton				$0
-	Clinch				$0
24	Cobb	12	12	$35.00	$5,040
-	Coffee				$0
-	Colquitt				$0
-	Columbia				$0
-	Cook				$0
-	Coweta				$0
-	Crawford				$0
-	Crisp				$0
-	Dade				$0
-	Dawson				$0
-	Decatur				$0
-	DeKalb				$0
-	Dodge				$0
-	Dooly				$0
-	Dougherty				$0
-	Douglas				$0
-	Early				$0
-	Echols				$0
-	Effingham				$0
-	Elbert				$0
-	Emanuel				$0
-	Evans				$0
-	Fannin				$0
25	Fayette	10	5	$31.25	$1,563
-	Floyd				$0
-	Forsyth				$0
13	Franklin	13	10,000	$31.25	$4,062,500
22	Fulton	9	60	$31.25	$16,875
-	Gilmer				$0
-	Glascock				$0
-	Glynn				$0
15	Gordon	3	33,500	$31.25	$3,140,625
-	Grady				$0
-	Greene				$0
-	Gwinnett				$0
-	Habersham				$0
8	Hall	20	40,000	$31.25	$25,000,000
-	Hancock				$0
-	Haralson				$0
-	Harris				$0
1	Hart	20	115,000	$31.25	$71,875,000
-	Heard				$0
-	Henry				$0
-	Houston				$0
-	Irwin				$0
4	Jackson	20	60,000	$31.25	$37,500,000
6	Jasper	14	70,000	$31.25	$30,625,000
17	Jeff Davis	8	10,000	$31.25	$2,500,000
-	Jefferson				$0
-	Jenkins				$0
-	Johnson				$0
-	Jones				$0
-	Lamar				$0
-	Lanier				$0
-	Laurens				$0
-	Lee				$0
-	Liberty				$0
-	Lincoln				$0
-	Long				$0
-	Lowndes				$0
-	Lumpkin				$0
-	Macon				$0
10	Madison	33	12,000	$31.25	$12,375,000
-	Marion				$0
-	McDuffie				$0
-	McIntosh				$0
-	Meriwether				$0
-	Miller				$0
-	Mitchell				$0
-	Monroe				$0
14	Montgomery	4	30,500	$31.25	$3,812,500
12	Morgan	2	100,000	$31.25	$6,250,000
-	Murray				$0
-	Muscogee				$0
-	Newton				$0
-	Oconee				$0
-	Oglethorpe				$0
-	Paulding				$0
-	Peach				$0
-	Pickens				$0
-	Pierce				$0
-	Pike				$0
21	Polk	8	700	$31.25	$175,000
-	Pulaski				$0
2	Putnam	15	110,000	$31.25	$51,562,500
-	Quitman				$0
-	Rabun				$0
-	Randolph				$0

Rank	County	No.	Capacity	Price	Farm gate
-	Richmond				$0
-	Rockdale				$0
-	Schley				$0
23	Screven	1	500	$31.25	$15,625
-	Seminole				$0
-	Spalding				$0
-	Stephens				$0
-	Stewart				$0
-	Sumter				$0
-	Talbot				$0
-	Taliaferro				$0
-	Tattnall				$0
-	Taylor				$0
19	Telfair	3	10,000	$31.25	$937,500
-	Terrell				$0
-	Thomas				$0
-	Tift				$0
-	Toombs				$0
-	Towns				$0
-	Treutlen				$0
-	Troup				$0
-	Turner				$0
-	Twiggs				$0
20	Union	2	7,500	$31.25	$468,750
-	Upson				$0
-	Walker				$0
16	Walton	2	42,000	$31.25	$2,625,000
-	Ware				$0
-	Warren				$0
-	Washington				$0
11	Wayne	5	67,500	$31.25	$10,546,875
-	Webster				$0
-	Wheeler				$0
18	White	4	10,000	$31.25	$1,250,000
-	Whitfield				$0
-	Wilcox				$0
-	Wilkes				$0
-	Wilkinson				$0
-	Worth				$0
	Totals & Avg.	**246**	**49,479**	**$31**	**$380,920,753**

Percent of Poultry/Eggs 7.00%

Top Ten Counties by Value - Table Layers

County	No.	Capacity	Price	Farm gate
Hart	20	115,000	$31.25	$71,875,000
Putnam	15	110,000	$31.25	$51,562,500
Banks	12	108,000	$31.25	$40,500,000
Jackson	20	60,000	$31.25	$37,500,000
Brantley	12	92,000	$31.35	$34,610,400
Jasper	14	70,000	$31.25	$30,625,000
Bacon	11	80,000	$31.75	$27,940,000
Hall	20	40,000	$31.25	$25,000,000
Charlton	3	140,000	$31.25	$13,125,000
Madison	33	12,000	$31.25	$12,375,000

Top Ten Counties

For Table Layers

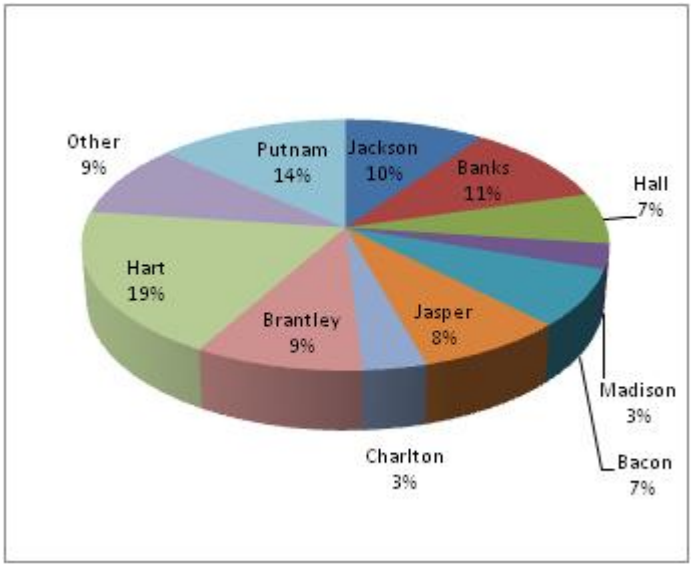

Miscellaneous Poultry Farm Gate Value 2013

Rank	County	Farm gate
-	Appling	$0
-	Atkinson	$0
-	Bacon	$0
-	Baker	$0
-	Baldwin	$0
6	Banks	$675,000
8	Barrow	$50,000
-	Bartow	$0
-	Ben Hill	$0
-	Berrien	$0
-	Bibb	$0
-	Bleckley	$0
-	Brantley	$0
-	Brooks	$0
-	Bryan	$0
-	Bulloch	$0
-	Burke	$0
-	Butts	$0
-	Calhoun	$0
-	Camden	$0
-	Candler	$0
-	Carroll	$0
-	Catoosa	$0
-	Charlton	$0
-	Chatham	$0
-	Chattahoochee	$0
-	Chattooga	$0
-	Cherokee	$0
-	Clarke	$0
-	Clay	$0
-	Clayton	$0
-	Clinch	$0
-	Cobb	$0
7	Coffee	$340,000
-	Colquitt	$0
-	Columbia	$0
-	Cook	$0
-	Coweta	$0
-	Crawford	$0
-	Crisp	$0
-	Dade	$0
-	Dawson	$0
-	Decatur	$0
-	DeKalb	$0
-	Dodge	$0
-	Dooly	$0
-	Dougherty	$0
-	Douglas	$0
5	Early	$1,320,000
-	Echols	$0
-	Effingham	$0
-	Elbert	$0
-	Emanuel	$0
-	Evans	$0
-	Fannin	$0

Rank	County	Farm gate
-	Fayette	$0
-	Floyd	$0
-	Forsyth	$0
-	Franklin	$0
16	Fulton	$2,000
-	Gilmer	$0
12	Glascock	$9,900
-	Glynn	$0
-	Gordon	$0
-	Grady	$0
-	Greene	$0
-	Gwinnett	$0
-	Habersham	$0
-	Hall	$0
10	Hancock	$14,400
-	Haralson	$0
-	Harris	$0
-	Hart	$0
11	Heard	$10,000
-	Henry	$0
-	Houston	$0
-	Irwin	$0
-	Jackson	$0
-	Jasper	$0
-	Jeff Davis	$0
-	Jefferson	$0
-	Jenkins	$0
-	Johnson	$0
-	Jones	$0
-	Lamar	$0
11	Lanier	$10,000
-	Laurens	$0
-	Lee	$0
-	Liberty	$0
-	Lincoln	$0
-	Long	$0
-	Lowndes	$0
-	Lumpkin	$0
-	Macon	$0
-	Madison	$0
-	Marion	$0
-	McDuffie	$0
-	McIntosh	$0
-	Meriwether	$0
-	Miller	$0
-	Mitchell	$0
-	Monroe	$0
-	Montgomery	$0
1	Morgan	$2,720,000
-	Murray	$0
-	Muscogee	$0
2	Newton	$2,251,250
-	Oconee	$0
-	Oglethorpe	$0
-	Paulding	$0

Rank	County	Farm gate
-	Peach	$0
-	Pickens	$0
4	Pierce	$1,800,000
-	Pike	$0
15	Polk	$3,800
-	Pulaski	$0
-	Putnam	$0
-	Quitman	$0
-	Rabun	$0
-	Randolph	$0
-	Richmond	$0
13	Rockdale	$5,000
-	Schley	$0
-	Screven	$0
-	Seminole	$0
-	Spalding	$0
-	Stephens	$0
-	Stewart	$0
-	Sumter	$0
-	Talbot	$0
-	Taliaferro	$0
-	Tattnall	$0
-	Taylor	$0
-	Telfair	$0
-	Terrell	$0
-	Thomas	$0
-	Tift	$0
-	Toombs	$0
-	Towns	$0
-	Treutlen	$0
-	Troup	$0
-	Turner	$0
-	Twiggs	$0
-	Union	$0
3	Upson	$2,000,000
-	Walker	$0
9	Walton	$30,000
-	Ware	$0
14	Warren	$4,150
-	Washington	$0
-	Wayne	$0
-	Webster	$0
-	Wheeler	$0
-	White	$0
-	Whitfield	$0
-	Wilcox	$0
-	Wilkes	$0
-	Wilkinson	$0
-	Worth	$0
	Totals & Avg.	**$11,245,500**

Percent of Poultry/Eggs
0.21%

Total Poultry & Egg Value 2013

Rank	County	Farm gate
24	Appling	$57,657,398
22	Atkinson	$58,387,541
35	Bacon	$38,390,944
34	Baker	$40,189,942
85	Baldwin	$4,298,342
5	Banks	$273,283,052
49	Barrow	$26,796,581
30	Bartow	$50,655,762
72	Ben Hill	$10,683,187
63	Berrien	$15,882,240
86	Bibb	$4,052,503
87	Bleckley	$4,032,000
39	Brantley	$34,610,400
71	Brooks	$11,128,760
-	Bryan	$0
42	Bulloch	$32,204,390
-	Burke	$0
-	Butts	$0
53	Calhoun	$24,617,779
-	Camden	$0
98	Candler	$1,884,840
8	Carroll	$191,466,929
41	Catoosa	$32,633,226
61	Charlton	$16,800,000
-	Chatham	$0
-	Chattahoochee	$0
70	Chattooga	$11,666,640
36	Cherokee	$37,121,048
79	Clarke	$6,960,384
-	Clay	$0
-	Clayton	$0
-	Clinch	$0
108	Cobb	$5,040
14	Coffee	$118,935,022
10	Colquitt	$171,218,532
-	Columbia	$0
50	Cook	$25,341,498
-	Coweta	$0
45	Crawford	$29,764,800
78	Crisp	$7,555,680
51	Dade	$24,795,368
32	Dawson	$43,706,336
80	Decatur	$6,756,512
-	DeKalb	$0
82	Dodge	$6,319,296
48	Dooly	$26,815,795
99	Dougherty	$1,638,336
-	Douglas	$0
95	Early	$2,537,050
-	Echols	$0
-	Effingham	$0
16	Elbert	$99,384,117
-	Emanuel	$0
55	Evans	$23,714,626

Rank	County	Farm gate
54	Fannin	$23,768,768
111	Fayette	$1,563
21	Floyd	$59,934,768
97	Forsyth	$2,113,474
1	Franklin	$354,566,580
104	Fulton	$18,875
9	Gilmer	$181,193,323
107	Glascock	$9,900
-	Glynn	$0
11	Gordon	$161,149,737
33	Grady	$42,681,897
60	Greene	$17,383,190
-	Gwinnett	$0
7	Habersham	$243,227,408
6	Hall	$247,678,442
106	Hancock	$14,400
47	Haralson	$27,780,480
-	Harris	$0
4	Hart	$288,586,371
23	Heard	$57,961,748
-	Henry	$0
75	Houston	$8,689,032
73	Irwin	$9,597,781
3	Jackson	$317,733,576
40	Jasper	$33,129,880
46	Jeff Davis	$29,444,655
-	Jefferson	$0
-	Jenkins	$0
-	Johnson	$0
84	Jones	$5,029,061
57	Lamar	$21,463,728
103	Lanier	$530,350
-	Laurens	$0
-	Lee	$0
-	Liberty	$0
-	Lincoln	$0
64	Long	$15,343,517
-	Lowndes	$0
38	Lumpkin	$34,791,259
17	Macon	$96,506,300
2	Madison	$320,442,500
43	Marion	$30,600,791
-	McDuffie	$0
-	McIntosh	$0
-	Meriwether	$0
94	Miller	$2,747,520
15	Mitchell	$99,424,000
58	Monroe	$20,468,312
88	Montgomery	$3,812,500
25	Morgan	$54,579,992
19	Murray	$76,989,096
-	Muscogee	$0
96	Newton	$2,251,250
37	Oconee	$35,834,408

Rank	County	Farm gate
12	Oglethorpe	$151,668,909
65	Paulding	$14,406,163
-	Peach	$0
31	Pickens	$49,845,600
92	Pierce	$2,856,025
76	Pike	$8,367,216
67	Polk	$13,801,920
44	Pulaski	$30,222,720
27	Putnam	$53,331,690
-	Quitman	$0
90	Rabun	$3,479,962
-	Randolph	$0
-	Richmond	$0
109	Rockdale	$5,000
52	Schley	$24,720,862
105	Screven	$15,625
-	Seminole	$0
93	Spalding	$2,798,400
29	Stephens	$51,467,157
89	Stewart	$3,794,630
56	Sumter	$23,386,719
-	Talbot	$0
-	Taliaferro	$0
13	Tattnall	$124,025,598
68	Taylor	$13,432,320
102	Telfair	$937,500
-	Terrell	$0
91	Thomas	$3,287,364
-	Tift	$0
83	Toombs	$5,784,691
-	Towns	$0
-	Treutlen	$0
-	Troup	$0
68	Turner	$13,432,320
-	Twiggs	$0
77	Union	$8,238,350
59	Upson	$18,536,000
20	Walker	$67,832,911
66	Walton	$13,926,396
81	Ware	$6,755,838
110	Warren	$4,150
-	Washington	$0
69	Wayne	$12,264,991
100	Webster	$1,578,298
-	Wheeler	$0
18	White	$79,449,588
28	Whitfield	$53,194,872
74	Wilcox	$8,991,399
26	Wilkes	$53,594,957
101	Wilkinson	$1,465,344
62	Worth	$15,906,920
	Georgia	**$5,438,180,731**

2013 Ag-Based Tourism, Nature-Based Tourism, and Other Income Farm Gate Value

$697,806,077

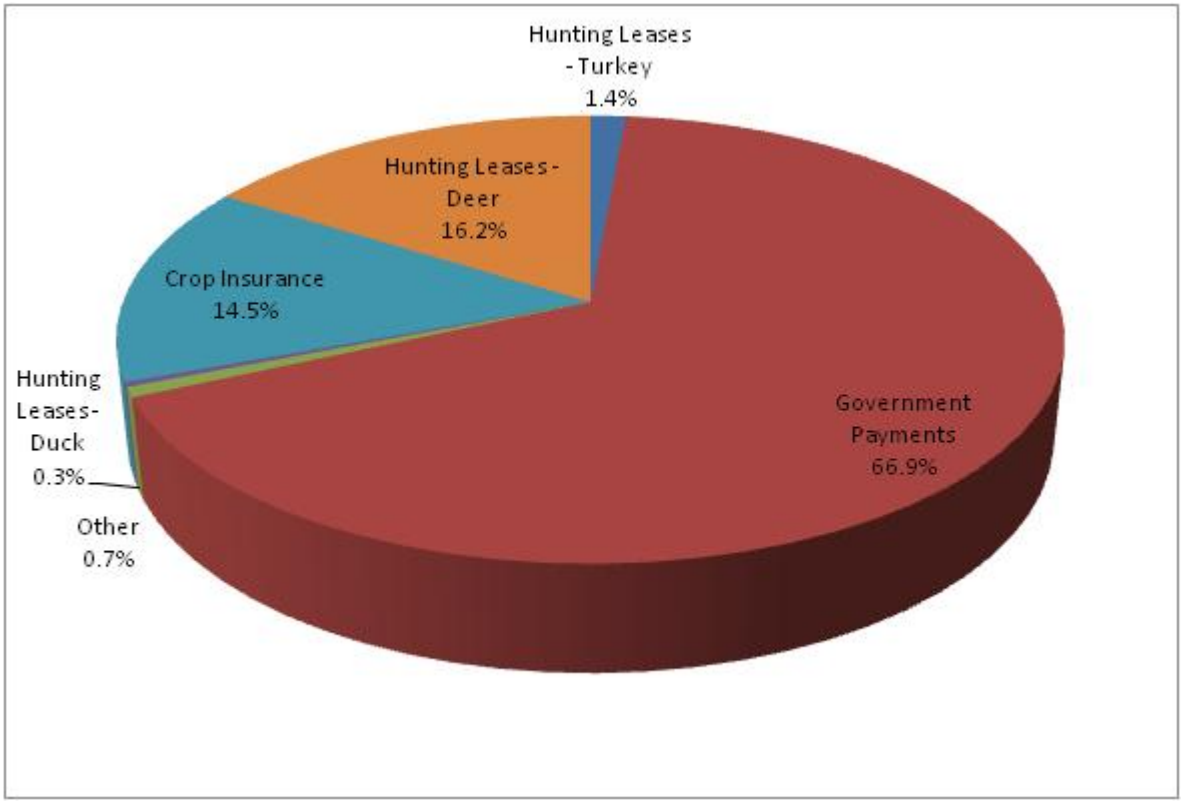

Ag & Nature-Based Tourism Farm Gate Value 2013

Rank	County	Farm gate Value
-	Appling	$0
-	Atkinson	$0
72	Bacon	$180,000
52	Baker	$460,000
43	Baldwin	$670,750
123	Banks	$9,300
65	Barrow	$256,000
96	Bartow	$77,750
128	Ben Hill	$6,063
131	Berrien	$4,800
48	Bibb	$552,207
-	Bleckley	$0
84	Brantley	$146,200
54	Brooks	$408,840
-	Bryan	$0
22	Bulloch	$1,377,500
74	Burke	$169,250
37	Butts	$800,000
69	Calhoun	$210,000
55	Camden	$400,000
107	Candler	$41,300
10	Carroll	$3,505,776
-	Catoosa	$0
42	Charlton	$680,475
110	Chatham	$36,000
-	Chattahoochee	$0
88	Chattooga	$132,750
20	Cherokee	$1,386,000
32	Clarke	$986,000
31	Clay	$1,035,250
26	Clayton	$1,220,500
49	Clinch	$530,000
101	Cobb	$52,400
122	Coffee	$10,000
21	Colquitt	$1,378,288
46	Columbia	$617,000
25	Cook	$1,275,000
53	Coweta	$427,000
-	Crawford	$0
8	Crisp	$3,668,710
67	Dade	$221,600
40	Dawson	$706,000
117	Decatur	$19,300
13	Dekalb	$2,274,000
64	Dodge	$279,000
81	Dooly	$150,000
125	Dougherty	$7,500
119	Douglas	$15,600
59	Early	$362,250
61	Echols	$350,000
133	Effingham	$3,750
68	Elbert	$220,000
47	Emanuel	$565,000
78	Evans	$161,250
4	Fannin	$6,647,700
118	Fayette	$18,162
44	Floyd	$656,000
87	Forsyth	$138,000
-	Franklin	$0
100	Fulton	$59,275

Rank	County	Farm gate Value
2	Gilmer	$8,596,000
66	Glascock	$232,390
1	Glynn	$35,411,509
114	Gordon	$25,250
28	Grady	$1,177,000
127	Greene	$6,750
122	Gwinnett	$10,000
30	Habersham	$1,083,500
17	Hall	$1,961,000
58	Hancock	$366,275
132	Haralson	$4,500
19	Harris	$1,534,300
97	Hart	$70,200
112	Heard	$32,500
60	Henry	$360,700
-	Houston	$0
36	Irwin	$835,000
-	Jackson	$0
7	Jasper	$3,991,650
105	Jeff Davis	$45,000
113	Jefferson	$30,000
134	Jenkins	$3,290
120	Johnson	$13,500
115	Jones	$22,475
129	Lamar	$6,000
34	Lanier	$960,000
-	Laurens	$0
103	Lee	$51,200
91	Liberty	$98,210
33	Lincoln	$973,000
41	Long	$699,250
6	Lowndes	$5,429,750
56	Lumpkin	$387,000
135	Macon	$1,600
-	Madison	$0
89	Marion	$110,000
57	McDuffie	$380,000
-	McIntosh	$0
15	Meriwether	$2,024,250
-	Miller	$0
5	Mitchell	$5,543,500
130	Monroe	$5,000
104	Montgomery	$46,000
116	Morgan	$20,200
75	Murray	$168,520
98	Muscogee	$69,186
39	Newton	$748,000
51	Oconee	$479,250
77	Oglethorpe	$166,000
83	Paulding	$146,800
85	Peach	$143,000
86	Pickens	$142,800
-	Pierce	$0
124	Pike	$9,000
70	Polk	$196,250
126	Pulaski	$7,200
9	Putnam	$3,588,450
-	Quitman	$0
14	Rabun	$2,036,500
99	Randolph	$68,000

Rank	County	Farm gate Value
35	Richmond	$913,200
29	Rockdale	$1,132,931
136	Schley	$1,000
109	Screven	$36,700
102	Seminole	$52,225
-	Spalding	$0
92	Stephens	$94,300
-	Stewart	$0
-	Sumter	$0
108	Talbot	$38,200
-	Taliaferro	$0
93	Tattnall	$92,500
50	Taylor	$505,000
-	Telfair	$0
80	Terrell	$150,500
16	Thomas	$2,009,975
71	Tift	$185,000
3	Toombs	$7,500,000
11	Towns	$2,635,000
111	Treutlen	$35,000
12	Troup	$2,312,000
73	Turner	$176,000
90	Twiggs	$100,000
38	Union	$785,000
18	Upson	$1,600,000
63	Walker	$317,500
45	Walton	$636,250
-	Ware	$0
27	Warren	$1,212,200
95	Washington	$81,000
62	Wayne	$336,785
94	Webster	$87,500
76	Wheeler	$167,350
23	White	$1,367,000
121	Whitfield	$11,000
79	Wilcox	$160,000
82	Wilkes	$149,500
106	Wilkinson	$43,000
24	Worth	$1,278,000
	Totals & Avg.	**$142,283,817**

Percent of Other Income 20.39%

Top Ten Counties by Value - Ag & Nature-Based Tourism

County	Farm gate Value
Glynn	$35,411,509
Gilmer	$8,596,000
Toombs	$7,500,000
Fannin	$6,647,700
Mitchell	$5,543,500
Lowndes	$5,429,750
Jasper	$3,991,650
Crisp	$3,668,710
Putnam	$3,588,450
Carroll	$3,505,776

Top Ten Counties

For Ag & Nature-Based Tourism

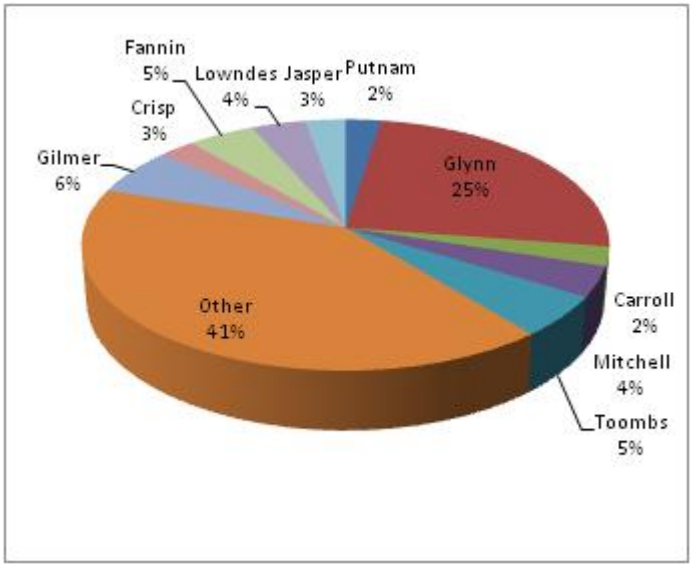

Crop Insurance Farm Gate Value 2013

Rank	County	Farm gate Value
8	Appling	$2,563,237
16	Atkinson	$1,800,043
11	Bacon	$2,344,378
9	Baker	$2,520,444
-	Baldwin	$0
-	Banks	$0
-	Barrow	$0
70	Bartow	$123,470
45	Ben Hill	$527,560
5	Berrien	$2,847,467
81	Bibb	$60,459
52	Bleckley	$460,025
56	Brantley	$386,227
36	Brooks	$713,951
63	Bryan	$257,520
4	Bulloch	$3,120,974
37	Burke	$707,142
-	Butts	$0
42	Calhoun	$573,789
-	Camden	$0
12	Candler	$2,323,252
103	Carroll	$2,041
-	Catoosa	$0
-	Charlton	$0
-	Chatham	$0
-	Chattahoochee	$0
91	Chattooga	$15,014
92	Cherokee	$14,366
-	Clarke	$0
61	Clay	$267,926
-	Clayton	$0
50	Clinch	$466,427
-	Cobb	$0
10	Coffee	$2,499,501
22	Colquitt	$1,308,696
-	Columbia	$0
27	Cook	$946,878
104	Coweta	$1,567
90	Crawford	$15,563
31	Crisp	$839,575
-	Dade	$0
105	Dawson	$1,481
3	Decatur	$3,446,227
-	Dekalb	$0
40	Dodge	$614,012
13	Dooly	$2,301,534
62	Dougherty	$263,560
-	Douglas	$0
2	Early	$3,768,322
87	Echols	$33,715
39	Effingham	$622,783
100	Elbert	$3,585
49	Emanuel	$472,070
58	Evans	$348,108
-	Fannin	$0
-	Fayette	$0
89	Floyd	$31,675
-	Forsyth	$0
106	Franklin	$901
-	Fulton	$0

Rank	County	Farm gate Value
-	Gilmer	$0
83	Glascock	$48,212
-	Glynn	$0
46	Gordon	$507,683
24	Grady	$1,227,334
-	Greene	$0
-	Gwinnett	$0
85	Habersham	$39,506
109	Hall	$276
-	Hancock	$0
-	Haralson	$0
-	Harris	$0
79	Hart	$78,421
-	Heard	$0
107	Henry	$861
54	Houston	$450,282
25	Irwin	$1,147,953
-	Jackson	$0
-	Jasper	$0
28	Jeff Davis	$916,948
43	Jefferson	$564,392
33	Jenkins	$782,714
65	Johnson	$231,221
-	Jones	$0
75	Lamar	$94,107
57	Lanier	$356,108
53	Laurens	$458,404
30	Lee	$858,259
-	Liberty	$0
-	Lincoln	$0
86	Long	$39,018
59	Lowndes	$336,063
108	Lumpkin	$409
29	Macon	$887,203
98	Madison	$5,192
80	Marion	$67,161
-	McDuffie	$0
-	McIntosh	$0
67	Meriwether	$154,494
1	Miller	$4,175,023
20	Mitchell	$1,453,958
71	Monroe	$121,134
66	Montgomery	$184,902
96	Morgan	$8,734
78	Murray	$81,612
-	Muscogee	$0
-	Newton	$0
-	Oconee	$0
76	Oglethorpe	$88,145
-	Paulding	$0
68	Peach	$141,895
-	Pickens	$0
15	Pierce	$1,848,323
95	Pike	$10,614
74	Polk	$103,641
32	Pulaski	$831,016
-	Putnam	$0
77	Quitman	$81,841
-	Rabun	$0
38	Randolph	$677,138

Rank	County	Farm gate Value
-	Richmond	$0
-	Rockdale	$0
72	Schley	$114,050
14	Screven	$2,084,335
21	Seminole	$1,319,687
-	Spalding	$0
97	Stephens	$8,054
69	Stewart	$134,146
18	Sumter	$1,647,090
-	Talbot	$0
-	Taliaferro	$0
6	Tattnall	$2,810,920
41	Taylor	$592,432
23	Telfair	$1,295,956
26	Terrell	$1,017,629
47	Thomas	$505,897
17	Tift	$1,726,057
7	Toombs	$2,597,526
-	Towns	$0
64	Treutlen	$256,263
102	Troup	$2,260
48	Turner	$484,550
82	Twiggs	$56,098
-	Union	$0
84	Upson	$47,145
73	Walker	$109,998
99	Walton	$5,067
35	Ware	$763,362
88	Warren	$32,568
51	Washington	$462,861
44	Wayne	$536,012
60	Webster	$297,571
55	Wheeler	$428,825
101	White	$2,517
94	Whitfield	$11,517
34	Wilcox	$764,593
-	Wilkes	$0
93	Wilkinson	$13,566
19	Worth	$1,635,586
	Totals & Avg.	**$80,439,800**

Percent of Other Income 11.53%

Top Ten Counties by Value - Crop Insurance

County	Farm gate Value
Miller	$4,175,023
Early	$3,768,322
Decatur	$3,446,227
Bulloch	$3,120,974
Berrien	$2,847,467
Tattnall	$2,810,920
Toombs	$2,597,526
Appling	$2,563,237
Baker	$2,520,444
Coffee	$2,499,501

Top Ten Counties

For Crop Insurance

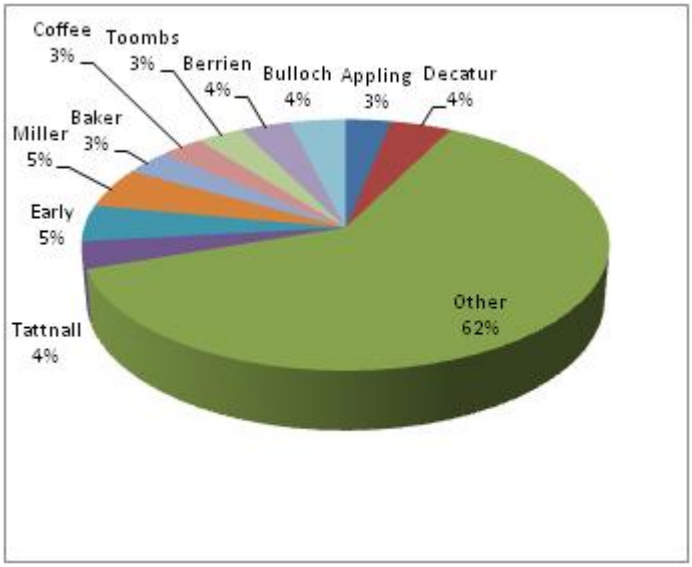

Government Payments Farm Gate Value 2013

Rank	County	Farm gate Value
24	Appling	$5,418,006
41	Atkinson	$2,788,992
38	Bacon	$3,295,152
16	Baker	$8,169,923
138	Baldwin	$21,712
111	Banks	$90,232
105	Barrow	$114,686
69	Bartow	$619,590
43	Ben Hill	$2,433,319
21	Berrien	$7,097,658
127	Bibb	$49,890
44	Bleckley	$2,017,577
62	Brantley	$811,588
15	Brooks	$8,434,505
82	Bryan	$325,754
11	Bulloch	$9,714,454
20	Burke	$7,459,592
131	Butts	$43,674
22	Calhoun	$6,841,577
-	Camden	$0
30	Candler	$4,767,645
83	Carroll	$307,286
100	Catoosa	$132,553
116	Charlton	$75,663
129	Chatham	$44,706
154	Chattahoochee	$337
93	Chattooga	$186,747
130	Cherokee	$43,868
123	Clarke	$56,129
49	Clay	$1,628,827
-	Clayton	$0
94	Clinch	$174,645
-	Cobb	$0
6	Coffee	$13,207,797
1	Colquitt	$18,337,768
147	Columbia	$5,594
23	Cook	$6,340,367
119	Coweta	$69,102
110	Crawford	$91,012
17	Crisp	$7,967,008
137	Dade	$26,627
146	Dawson	$10,416
3	Decatur	$15,642,669
-	DeKalb	$0
39	Dodge	$3,223,886
5	Dooly	$14,947,898
57	Dougherty	$897,111
152	Douglas	$1,622
8	Early	$11,443,920
77	Echols	$381,790
61	Effingham	$823,439
89	Elbert	$220,741
37	Emanuel	$3,660,277
60	Evans	$825,567
126	Fannin	$53,947
151	Fayette	$1,867
68	Floyd	$681,614
148	Forsyth	$5,212
104	Franklin	$114,789
141	Fulton	$16,646

Rank	County	Farm gate Value
135	Gilmer	$27,643
118	Glascock	$69,971
136	Glynn	$27,407
54	Gordon	$1,013,563
36	Grady	$3,889,571
85	Greene	$292,802
149	Gwinnett	$4,120
150	Habersham	$3,783
106	Hall	$112,929
132	Hancock	$40,038
125	Haralson	$54,076
133	Harris	$39,184
72	Hart	$451,462
134	Heard	$37,412
124	Henry	$55,720
53	Houston	$1,069,890
7	Irwin	$11,520,182
86	Jackson	$269,545
97	Jasper	$162,527
27	Jeff Davis	$5,029,726
45	Jefferson	$1,949,987
25	Jenkins	$5,346,478
58	Johnson	$855,766
114	Jones	$82,203
75	Lamar	$399,190
50	Lanier	$1,463,162
42	Laurens	$2,623,994
9	Lee	$10,860,790
142	Liberty	$15,909
99	Lincoln	$136,066
91	Long	$201,146
33	Lowndes	$4,031,217
115	Lumpkin	$75,672
32	Macon	$4,110,588
79	Madison	$345,845
70	Marion	$606,711
108	McDuffie	$92,924
128	McIntosh	$48,000
90	Meriwether	$216,084
13	Miller	$9,500,680
19	Mitchell	$7,630,421
81	Monroe	$327,668
48	Montgomery	$1,688,255
59	Morgan	$831,964
103	Murray	$115,867
144	Muscogee	$13,287
102	Newton	$119,260
78	Oconee	$372,839
92	Oglethorpe	$191,850
140	Paulding	$17,749
67	Peach	$725,341
143	Pickens	$15,124
34	Pierce	$3,976,129
76	Pike	$386,937
80	Polk	$337,743
55	Pulaski	$1,001,226
74	Putnam	$434,476
84	Quitman	$296,669
120	Rabun	$68,679
28	Randolph	$4,953,586

Rank	County	Farm gate Value
113	Richmond	$86,984
28	Rockdale	$4,953,586
73	Schley	$438,847
29	Screven	$4,773,220
2	Seminole	$18,189,206
122	Spalding	$56,257
153	Stephens	$1,408
66	Stewart	$734,680
18	Sumter	$7,785,306
109	Talbot	$91,499
95	Taliaferro	$172,651
35	Tattnall	$3,943,969
101	Taylor	$123,737
47	Telfair	$1,715,426
10	Terrell	$9,735,300
31	Thomas	$4,371,501
12	Tift	$9,699,471
40	Toombs	$3,075,624
145	Towns	$13,272
56	Treutlen	$934,066
117	Troup	$72,714
14	Turner	$9,238,846
63	Twiggs	$802,122
139	Union	$18,616
96	Upson	$166,836
88	Walker	$225,670
87	Walton	$248,669
52	Ware	$1,093,561
98	Warren	$150,496
65	Washington	$749,310
51	Wayne	$1,249,951
46	Webster	$1,728,627
71	Wheeler	$512,099
121	White	$59,441
107	Whitfield	$96,603
26	Wilcox	$5,070,667
64	Wilkes	$770,413
112	Wilkinson	$89,328
4	Worth	$15,605,208
	Totals & Avg.	**$371,649,193**

Percent of Other Income 53.26%

Top Ten Counties by Value - Government Payments

County	Farm gate Value
Colquitt	$18,337,768
Seminole	$18,189,206
Decatur	$15,642,669
Worth	$15,605,208
Dooly	$14,947,898
Coffee	$13,207,797
Irwin	$11,520,182
Early	$11,443,920
Lee	$10,860,790
Terrell	$9,735,300

Top Ten Counties

For Government Payments

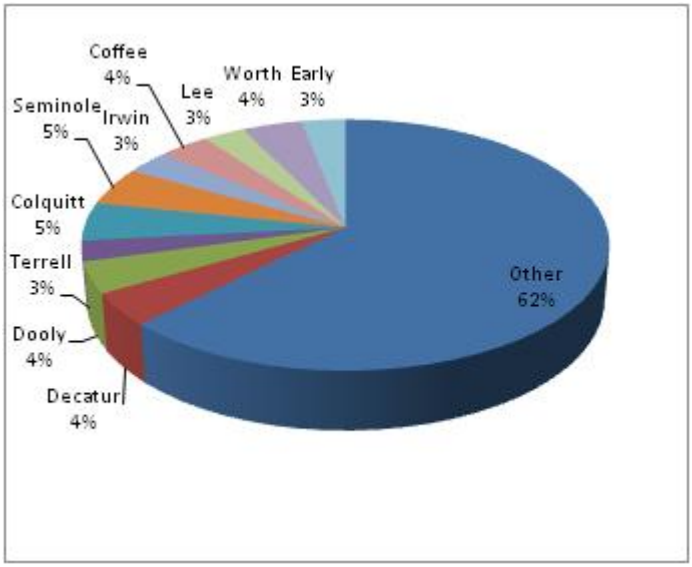

Hunting Leases - Deer Farm Gate Value 2013

Rank	County	Acres	$/Acre	Farm gate
21	Appling	90,000	$12.00	$1,080,000
17	Atkinson	150,000	$10.00	$1,500,000
30	Bacon	50,000	$12.00	$600,000
37	Baker	20,000	$20.00	$400,000
29	Baldwin	54,000	$12.00	$648,000
60	Banks	8,000	$10.00	$80,000
66	Barrow	2,000	$15.00	$30,000
36	Bartow	35,000	$12.00	$420,000
36	Ben Hill	35,000	$12.00	$420,000
32	Berrien	45,000	$12.00	$540,000
-	Bibb	0	$0.00	$0
40	Bleckley	30,000	$12.00	$360,000
66	Brantley	2,500	$12.00	$30,000
-	Brooks	0	$0.00	$0
-	Bryan	0	$0.00	$0
1	Bulloch	275,000	$15.00	$4,125,000
2	Burke	300,000	$12.00	$3,600,000
79	Butts	150	$12.00	$1,800
46	Calhoun	20,000	$12.00	$240,000
4	Camden	250,000	$12.00	$3,000,000
48	Candler	20,000	$10.00	$200,000
41	Carroll	26,352	$12.00	$316,224
-	Catoosa	0	$0.00	$0
73	Charlton	3,500	$5.00	$17,500
-	Chatham	0	$0.00	$0
-	Chattahoochee	0	$0.00	$0
63	Chattooga	5,000	$12.00	$60,000
63	Cherokee	5,000	$12.00	$60,000
72	Clarke	1,500	$12.00	$18,000
38	Clay	32,000	$12.00	$384,000
59	Clayton	4,500	$20.00	$90,000
32	Clinch	60,000	$9.00	$540,000
-	Cobb	0	$0.00	$0
11	Coffee	192,000	$12.00	$2,304,000
-	Colquitt	0	$0.00	$0
31	Columbia	37,000	$16.00	$592,000
36	Cook	35,000	$12.00	$420,000
53	Coweta	12,000	$12.00	$144,000
-	Crawford	0	$0.00	$0
68	Crisp	2,500	$10.00	$25,000
63	Dade	5,000	$12.00	$60,000
65	Dawson	3,000	$12.00	$36,000
20	Decatur	95,000	$12.00	$1,140,000
-	DeKalb	0	$0.00	$0
23	Dodge	75,000	$12.00	$900,000
30	Dooly	40,000	$15.00	$600,000
30	Dougherty	50,000	$12.00	$600,000
-	Douglas	0	$0.00	$0
28	Early	50,000	$13.00	$650,000
3	Echols	250,927	$13.00	$3,262,051
19	Effingham	100,000	$12.00	$1,200,000
34	Elbert	40,000	$12.00	$480,000
7	Emanuel	210,000	$12.00	$2,520,000
53	Evans	12,000	$12.00	$144,000
-	Fannin	0	$0.00	$0
-	Fayette	0	$0.00	$0
18	Floyd	120,000	$12.00	$1,440,000
-	Forsyth	0	$0.00	$0
57	Franklin	9,000	$12.00	$108,000
77	Fulton	300	$15.00	$4,500

Rank	County	Acres	$/Acre	Farm gate
70	Gilmer	1,500	$15.00	$22,500
33	Glascock	37,000	$14.00	$518,000
42	Glynn	26,087	$12.00	$313,044
-	Gordon	0	$0.00	$0
36	Grady	35,000	$12.00	$420,000
5	Greene	228,000	$12.00	$2,736,000
-	Gwinnett	0	$0.00	$0
-	Habersham	0	$0.00	$0
71	Hall	1,800	$12.00	$21,600
30	Hancock	40,000	$15.00	$600,000
50	Haralson	400	$400.00	$160,000
25	Harris	55,000	$15.00	$825,000
64	Hart	3,500	$12.00	$42,000
24	Heard	70,000	$12.00	$840,000
-	Henry	0	$0.00	$0
30	Houston	50,000	$12.00	$600,000
39	Irwin	25,000	$15.00	$375,000
63	Jackson	5,000	$12.00	$60,000
43	Jasper	25,000	$12.00	$300,000
19	Jeff Davis	100,000	$12.00	$1,200,000
46	Jefferson	20,000	$12.00	$240,000
59	Jenkins	15,000	$6.00	$90,000
22	Johnson	120,000	$8.00	$960,000
35	Jones	39,700	$12.00	$476,400
-	Lamar	0	$0.00	$0
60	Lanier	10,000	$8.00	$80,000
34	Laurens	40,000	$12.00	$480,000
46	Lee	20,000	$12.00	$240,000
67	Liberty	2,100	$12.00	$25,200
21	Lincoln	90,000	$12.00	$1,080,000
18	Long	120,000	$12.00	$1,440,000
-	Lowndes	0	$0.00	$0
75	Lumpkin	600	$12.00	$7,200
9	Macon	200,000	$12.00	$2,400,000
-	Madison	0	$0.00	$0
30	Marion	50,000	$12.00	$600,000
-	McDuffie	0	$0.00	$0
-	McIntosh	0	$0.00	$0
12	Meriwether	187,000	$12.00	$2,244,000
49	Miller	15,000	$12.00	$180,000
40	Mitchell	30,000	$12.00	$360,000
69	Monroe	1,900	$12.00	$22,800
59	Montgomery	18,000	$5.00	$90,000
24	Morgan	70,000	$12.00	$840,000
72	Murray	1,500	$12.00	$18,000
-	Muscogee	0	$0.00	$0
66	Newton	2,500	$12.00	$30,000
61	Oconee	5,000	$15.00	$75,000
62	Oglethorpe	5,000	$12.50	$62,500
-	Paulding	0	$0.00	$0
52	Peach	10,000	$15.00	$150,000
-	Pickens	0	$0.00	$0
46	Pierce	20,000	$12.00	$240,000
58	Pike	8,000	$12.00	$96,000
67	Polk	2,100	$12.00	$25,200
43	Pulaski	25,000	$12.00	$300,000
6	Putnam	170,000	$15.00	$2,550,000
-	Quitman	0	$0.00	$0
-	Rabun	0	$0.00	$0
10	Randolph	195,000	$12.00	$2,340,000

Rank	County	Acres	$/Acre	Farm gate
43	Richmond	25,000	$12.00	$300,000
74	Rockdale	1,300	$12.00	$15,600
47	Schley	20,000	$11.00	$220,000
45	Screven	22,000	$12.00	$264,000
51	Seminole	13,000	$12.00	$156,000
72	Spalding	1,500	$12.00	$18,000
63	Stephens	5,000	$12.00	$60,000
9	Stewart	200,000	$12.00	$2,400,000
36	Sumter	35,000	$12.00	$420,000
4	Talbot	200,000	$15.00	$3,000,000
-	Taliaferro	0	$0.00	$0
56	Tattnall	10,000	$12.00	$120,000
26	Taylor	50,000	$15.00	$750,000
27	Telfair	57,000	$12.00	$684,000
24	Terrell	70,000	$12.00	$840,000
-	Thomas	0	$0.00	$0
66	Tift	2,500	$12.00	$30,000
72	Toombs	1,500	$12.00	$18,000
-	Towns	0	$0.00	$0
54	Treutlen	13,500	$10.00	$135,000
15	Troup	150,000	$12.00	$1,800,000
60	Turner	10,000	$8.00	$80,000
17	Twiggs	125,000	$12.00	$1,500,000
-	Union	0	$0.00	$0
34	Upson	40,000	$12.00	$480,000
44	Walker	20,000	$14.00	$280,000
72	Walton	1,500	$12.00	$18,000
36	Ware	60,000	$7.00	$420,000
16	Warren	120,000	$14.00	$1,680,000
14	Washington	240,000	$8.00	$1,920,000
2	Wayne	300,000	$12.00	$3,600,000
19	Webster	100,000	$12.00	$1,200,000
76	Wheeler	400	$12.00	$4,800
78	White	250	$12.00	$3,000
55	Whitfield	10,639	$12.00	$127,668
8	Wilcox	200,000	$12.50	$2,500,000
13	Wilkes	175,000	$12.00	$2,100,000
49	Wilkinson	15,000	$12.00	$180,000
46	Worth	20,000	$12.00	$240,000
	Totals & Avg.	**7,375,005**		**$89,729,587**

Percent of Other Income 12.86%

Top Ten Counties by Value - Hunting Leases - Deer

County	Acres	$/Acre	Farm gate
Bulloch	275,000	$15.00	$4,125,000
Burke	300,000	$12.00	$3,600,000
Wayne	300,000	$12.00	$3,600,000
Echols	250,927	$13.00	$3,262,051
Camden	250,000	$12.00	$3,000,000
Talbot	200,000	$15.00	$3,000,000
Greene	228,000	$12.00	$2,736,000
Putnam	170,000	$15.00	$2,550,000
Emanuel	210,000	$12.00	$2,520,000
Wilcox	200,000	$12.50	$2,500,000

Top Ten Counties

For Hunting Leases - Deer

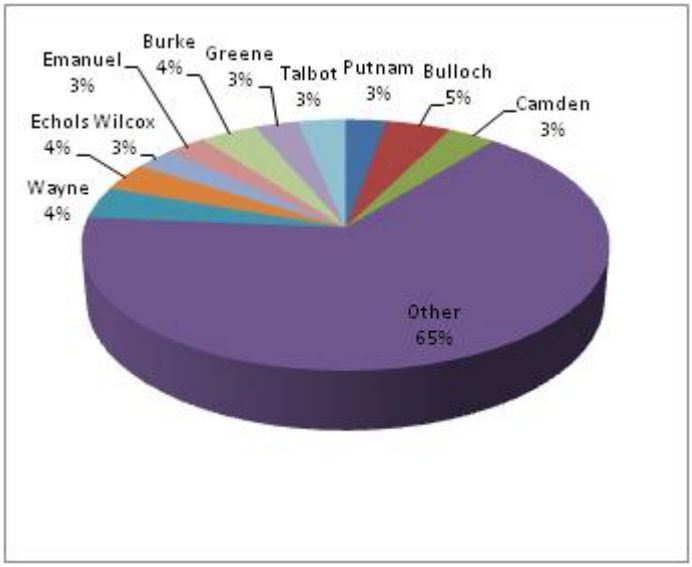

Hunting Leases - Duck Farm Gate Value 2013

Rank	County	Acres	$/Acre	Farm gate
-	Appling	0	$0.00	$0
-	Atkinson	0	$0.00	$0
6	Bacon	1,000	$50.00	$50,000
11	Baker	2,000	$15.00	$30,000
13	Baldwin	500	$50.00	$25,000
21	Banks	200	$50.00	$10,000
-	Barrow	0	$0.00	$0
30	Bartow	50	$50.00	$2,500
-	Ben Hill	0	$0.00	$0
26	Berrien	100	$50.00	$5,000
-	Bibb	0	$0.00	$0
21	Bleckley	200	$50.00	$10,000
-	Brantley	0	$0.00	$0
-	Brooks	0	$0.00	$0
-	Bryan	0	$0.00	$0
20	Bulloch	210	$50.00	$10,500
5	Burke	2,000	$50.00	$100,000
-	Butts	0	$0.00	$0
26	Calhoun	100	$50.00	$5,000
-	Camden	0	$0.00	$0
30	Candler	50	$50.00	$2,500
10	Carroll	2,635	$12.00	$31,620
-	Catoosa	0	$0.00	$0
-	Charlton	0	$0.00	$0
-	Chatham	0	$0.00	$0
-	Chattahoochee	0	$0.00	$0
-	Chattooga	0	$0.00	$0
15	Cherokee	350	$50.00	$17,500
-	Clarke	0	$0.00	$0
32	Clay	40	$50.00	$2,000
-	Clayton	0	$0.00	$0
3	Clinch	2,500	$50.00	$125,000
-	Cobb	0	$0.00	$0
-	Coffee	0	$0.00	$0
-	Colquitt	0	$0.00	$0
22	Columbia	200	$45.00	$9,000
-	Cook	0	$0.00	$0
7	Coweta	800	$50.00	$40,000
-	Crawford	0	$0.00	$0
35	Crisp	100	$8.00	$800
-	Dade	0	$0.00	$0
-	Dawson	0	$0.00	$0
-	Decatur	0	$0.00	$0
-	DeKalb	0	$0.00	$0
-	Dodge	0	$0.00	$0
-	Dooly	0	$0.00	$0
30	Dougherty	50	$50.00	$2,500
-	Douglas	0	$0.00	$0
-	Early	0	$0.00	$0
13	Echols	500	$50.00	$25,000
1	Effingham	5,000	$50.00	$250,000
-	Elbert	0	$0.00	$0
27	Emanuel	300	$15.00	$4,500
-	Evans	0	$0.00	$0
-	Fannin	0	$0.00	$0
-	Fayette	0	$0.00	$0
-	Floyd	0	$0.00	$0
-	Forsyth	0	$0.00	$0
13	Franklin	500	$50.00	$25,000
-	Fulton	0	$0.00	$0

Rank	County	Acres	$/Acre	Farm gate
-	Gilmer	0	$0.00	$0
-	Glascock	0	$0.00	$0
-	Glynn	0	$0.00	$0
-	Gordon	0	$0.00	$0
12	Grady	575	$50.00	$28,750
30	Greene	50	$50.00	$2,500
-	Gwinnett	0	$0.00	$0
-	Habersham	0	$0.00	$0
-	Hall	0	$0.00	$0
-	Hancock	0	$0.00	$0
-	Haralson	0	$0.00	$0
8	Harris	500	$75.00	$37,500
34	Hart	25	$50.00	$1,250
-	Heard	0	$0.00	$0
-	Henry	0	$0.00	$0
-	Houston	0	$0.00	$0
-	Irwin	0	$0.00	$0
21	Jackson	200	$50.00	$10,000
21	Jasper	200	$50.00	$10,000
6	Jeff Davis	1,000	$50.00	$50,000
-	Jefferson	0	$0.00	$0
-	Jenkins	0	$0.00	$0
32	Johnson	40	$50.00	$2,000
-	Jones	0	$0.00	$0
-	Lamar	0	$0.00	$0
6	Lanier	1,000	$50.00	$50,000
3	Laurens	2,500	$50.00	$125,000
26	Lee	100	$50.00	$5,000
-	Liberty	0	$0.00	$0
-	Lincoln	0	$0.00	$0
-	Long	0	$0.00	$0
-	Lowndes	0	$0.00	$0
-	Lumpkin	0	$0.00	$0
-	Macon	0	$0.00	$0
-	Madison	0	$0.00	$0
-	Marion	0	$0.00	$0
-	McDuffie	0	$0.00	$0
-	McIntosh	0	$0.00	$0
13	Meriwether	500	$50.00	$25,000
16	Miller	250	$50.00	$12,500
13	Mitchell	500	$50.00	$25,000
23	Monroe	150	$50.00	$7,500
-	Montgomery	0	$0.00	$0
-	Morgan	0	$0.00	$0
-	Murray	0	$0.00	$0
-	Muscogee	0	$0.00	$0
23	Newton	150	$50.00	$7,500
-	Oconee	0	$0.00	$0
-	Oglethorpe	0	$0.00	$0
-	Paulding	0	$0.00	$0
15	Peach	500	$35.00	$17,500
-	Pickens	0	$0.00	$0
6	Pierce	1,000	$50.00	$50,000
-	Pike	0	$0.00	$0
-	Polk	0	$0.00	$0
13	Pulaski	500	$50.00	$25,000
4	Putnam	1,500	$75.00	$112,500
-	Quitman	0	$0.00	$0
-	Rabun	0	$0.00	$0
-	Randolph	0	$0.00	$0

Rank	County	Acres	$/Acre	Farm gate
2	Richmond	3,000	$50.00	$150,000
-	Rockdale	0	$0.00	$0
19	Schley	1,000	$11.00	$11,000
6	Screven	1,000	$50.00	$50,000
17	Seminole	230	$50.00	$11,500
-	Spalding	0	$0.00	$0
33	Stephens	30	$50.00	$1,500
-	Stewart	0	$0.00	$0
18	Sumter	225	$50.00	$11,250
-	Talbot	0	$0.00	$0
-	Taliaferro	0	$0.00	$0
6	Tattnall	1,000	$50.00	$50,000
-	Taylor	0	$0.00	$0
-	Telfair	0	$0.00	$0
25	Terrell	120	$50.00	$6,000
-	Thomas	0	$0.00	$0
34	Tift	25	$50.00	$1,250
-	Toombs	0	$0.00	$0
-	Towns	0	$0.00	$0
19	Treutlen	220	$50.00	$11,000
9	Troup	700	$50.00	$35,000
21	Turner	200	$50.00	$10,000
23	Twiggs	150	$50.00	$7,500
-	Union	0	$0.00	$0
-	Upson	0	$0.00	$0
-	Walker	0	$0.00	$0
-	Walton	0	$0.00	$0
6	Ware	1,000	$50.00	$50,000
14	Warren	350	$60.00	$21,000
6	Washington	1,000	$50.00	$50,000
29	Wayne	75	$50.00	$3,750
-	Webster	0	$0.00	$0
31	Wheeler	42	$50.00	$2,100
-	White	0	$0.00	$0
-	Whitfield	0	$0.00	$0
28	Wilcox	80	$50.00	$4,000
-	Wilkes	0	$0.00	$0
24	Wilkinson	125	$50.00	$6,250
-	Worth	0	$0.00	$0
	Totals & Avg.	**41,197**		**$1,881,020**

Percent of Other Income 0.27%

Top Ten Counties by Value - Hunting Leases - Duck

County	Acres	$/Acre	Farm gate
Effingham	5,000	$50.00	$250,000
Richmond	3,000	$50.00	$150,000
Clinch	2,500	$50.00	$125,000
Laurens	2,500	$50.00	$125,000
Putnam	1,500	$75.00	$112,500
Burke	2,000	$50.00	$100,000
Bacon	1,000	$50.00	$50,000
Jeff Davis	1,000	$50.00	$50,000
Lanier	1,000	$50.00	$50,000
Pierce	1,000	$50.00	$50,000

Top Ten Counties

For Hunting Leases - Duck

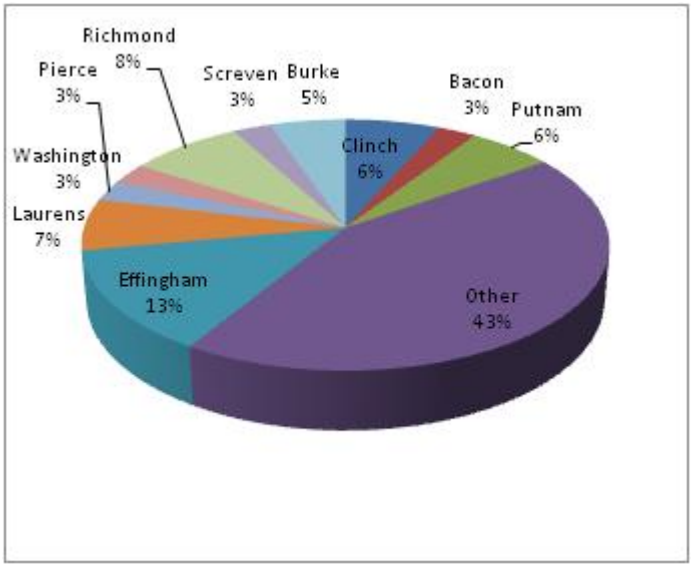

Hunting Leases - Turkey Farm Gate Value 2013

Rank	County	Acres	$/Acre	Farm gate
41	Appling	5,000	$2.00	$10,000
18	Atkinson	50,000	$2.00	$100,000
31	Bacon	10,000	$2.00	$20,000
13	Baker	15,000	$10.00	$150,000
17	Baldwin	54,000	$2.00	$108,000
35	Banks	4,000	$4.00	$16,000
-	Barrow	0	$0.00	$0
52	Bartow	1,000	$2.00	$2,000
24	Ben Hill	35,000	$2.00	$70,000
42	Berrien	4,000	$2.00	$8,000
-	Bibb	0	$0.00	$0
26	Bleckley	20,000	$2.00	$40,000
45	Brantley	2,000	$3.00	$6,000
-	Brooks	0	$0.00	$0
-	Bryan	0	$0.00	$0
7	Bulloch	103,000	$2.75	$283,250
10	Burke	100,000	$2.00	$200,000
-	Butts	0	$0.00	$0
41	Calhoun	5,000	$2.00	$10,000
52	Camden	1,000	$2.00	$2,000
28	Candler	10,000	$3.00	$30,000
12	Carroll	13,176	$12.00	$158,112
-	Catoosa	0	$0.00	$0
33	Charlton	3,500	$5.00	$17,500
-	Chatham	0	$0.00	$0
-	Chattahoochee	0	$0.00	$0
47	Chattooga	2,000	$2.00	$4,000
-	Cherokee	0	$0.00	$0
-	Clarke	0	$0.00	$0
31	Clay	10,000	$2.00	$20,000
46	Clayton	800	$7.00	$5,600
6	Clinch	60,000	$5.00	$300,000
-	Cobb	0	$0.00	$0
20	Coffee	42,000	$2.00	$84,000
-	Colquitt	0	$0.00	$0
23	Columbia	37,000	$2.00	$74,000
-	Cook	0	$0.00	$0
50	Coweta	1,200	$2.00	$2,400
-	Crawford	0	$0.00	$0
47	Crisp	400	$10.00	$4,000
53	Dade	800	$2.00	$1,600
45	Dawson	3,000	$2.00	$6,000
18	Decatur	50,000	$2.00	$100,000
-	DeKalb	0	$0.00	$0
22	Dodge	25,000	$3.00	$75,000
-	Dooly	0	$0.00	$0
18	Dougherty	50,000	$2.00	$100,000
-	Douglas	0	$0.00	$0
-	Early	0	$0.00	$0
21	Echols	25,927	$3.00	$77,781
13	Effingham	75,000	$2.00	$150,000
31	Elbert	10,000	$2.00	$20,000
26	Emanuel	20,000	$2.00	$40,000
45	Evans	2,000	$3.00	$6,000
-	Fannin	0	$0.00	$0
-	Fayette	0	$0.00	$0
-	Floyd	0	$0.00	$0
-	Forsyth	0	$0.00	$0
41	Franklin	5,000	$2.00	$10,000
-	Fulton	0	$0.00	$0

Rank	County	Acres	$/Acre	Farm gate
55	Gilmer	350	$3.00	$1,050
16	Glascock	14,000	$8.00	$112,000
-	Glynn	0	$0.00	$0
-	Gordon	0	$0.00	$0
44	Grady	3,400	$2.00	$6,800
56	Greene	500	$2.00	$1,000
-	Gwinnett	0	$0.00	$0
-	Habersham	0	$0.00	$0
-	Hall	0	$0.00	$0
-	Hancock	0	$0.00	$0
-	Haralson	0	$0.00	$0
3	Harris	40,000	$12.00	$480,000
54	Hart	600	$2.00	$1,200
19	Heard	45,000	$2.00	$90,000
-	Henry	0	$0.00	$0
31	Houston	10,000	$2.00	$20,000
-	Irwin	0	$0.00	$0
58	Jackson	100	$2.00	$200
34	Jasper	8,500	$2.00	$17,000
26	Jeff Davis	20,000	$2.00	$40,000
39	Jefferson	6,000	$2.00	$12,000
40	Jenkins	5,500	$2.00	$11,000
39	Johnson	6,000	$2.00	$12,000
24	Jones	35,000	$2.00	$70,000
-	Lamar	0	$0.00	$0
47	Lanier	2,000	$2.00	$4,000
31	Laurens	10,000	$2.00	$20,000
47	Lee	2,000	$2.00	$4,000
48	Liberty	500	$6.00	$3,000
11	Lincoln	90,000	$2.00	$180,000
51	Long	550	$4.00	$2,200
-	Lowndes	0	$0.00	$0
-	Lumpkin	0	$0.00	$0
10	Macon	100,000	$2.00	$200,000
-	Madison	0	$0.00	$0
25	Marion	30,000	$2.00	$60,000
-	McDuffie	0	$0.00	$0
-	McIntosh	0	$0.00	$0
15	Meriwether	65,000	$2.00	$130,000
45	Miller	3,000	$2.00	$6,000
52	Mitchell	1,000	$2.00	$2,000
48	Monroe	1,500	$2.00	$3,000
27	Montgomery	18,000	$2.00	$36,000
-	Morgan	0	$0.00	$0
48	Murray	1,500	$2.00	$3,000
-	Muscogee	0	$0.00	$0
-	Newton	0	$0.00	$0
38	Oconee	2,500	$5.00	$12,500
-	Oglethorpe	0	$0.00	$0
-	Paulding	0	$0.00	$0
30	Peach	7,500	$3.00	$22,500
-	Pickens	0	$0.00	$0
41	Pierce	5,000	$2.00	$10,000
48	Pike	1,500	$2.00	$3,000
-	Polk	0	$0.00	$0
31	Pulaski	10,000	$2.00	$20,000
2	Putnam	170,000	$3.00	$510,000
-	Quitman	0	$0.00	$0
-	Rabun	0	$0.00	$0
9	Randolph	105,000	$2.00	$210,000

Rank	County	Acres	$/Acre	Farm gate
26	Richmond	20,000	$2.00	$40,000
49	Rockdale	1,300	$2.00	$2,600
28	Schley	15,000	$2.00	$30,000
52	Screven	1,000	$2.00	$2,000
37	Seminole	6,500	$2.00	$13,000
56	Spalding	500	$2.00	$1,000
47	Stephens	2,000	$2.00	$4,000
4	Stewart	200,000	$2.00	$400,000
53	Sumter	800	$2.00	$1,600
32	Talbot	6,000	$3.00	$18,000
-	Taliaferro	0	$0.00	$0
43	Tattnall	3,500	$2.00	$7,000
18	Taylor	50,000	$2.00	$100,000
28	Telfair	15,000	$2.00	$30,000
28	Terrell	15,000	$2.00	$30,000
-	Thomas	0	$0.00	$0
-	Tift	0	$0.00	$0
-	Toombs	0	$0.00	$0
-	Towns	0	$0.00	$0
29	Treutlen	13,500	$2.00	$27,000
15	Troup	65,000	$2.00	$130,000
35	Turner	8,000	$2.00	$16,000
47	Twiggs	2,000	$2.00	$4,000
-	Union	0	$0.00	$0
25	Upson	30,000	$2.00	$60,000
36	Walker	5,000	$3.00	$15,000
56	Walton	500	$2.00	$1,000
36	Ware	7,500	$2.00	$15,000
1	Warren	112,000	$9.00	$1,008,000
14	Washington	70,000	$2.00	$140,000
8	Wayne	60,000	$4.00	$240,000
10	Webster	100,000	$2.00	$200,000
42	Wheeler	4,000	$2.00	$8,000
57	White	250	$2.00	$500
-	Whitfield	0	$0.00	$0
32	Wilcox	9,000	$2.00	$18,000
5	Wilkes	175,000	$2.00	$350,000
10	Wilkinson	100,000	$2.00	$200,000
28	Worth	10,000	$3.00	$30,000
	Totals & Avg.	**2,785,653**		**$7,768,393**

Percent of Other Income 1.11%

Top Ten Counties by Value - Hunting Leases - Turkey

County	Acres	$/Acre	Farm gate
Warren	112,000	$9.00	$1,008,000
Putnam	170,000	$3.00	$510,000
Harris	40,000	$12.00	$480,000
Stewart	200,000	$2.00	$400,000
Wilkes	175,000	$2.00	$350,000
Clinch	60,000	$5.00	$300,000
Bulloch	103,000	$2.75	$283,250
Wayne	60,000	$4.00	$240,000
Randolph	105,000	$2.00	$210,000
Burke	100,000	$2.00	$200,000

Top Ten Counties

For Hunting Leases - Turkey

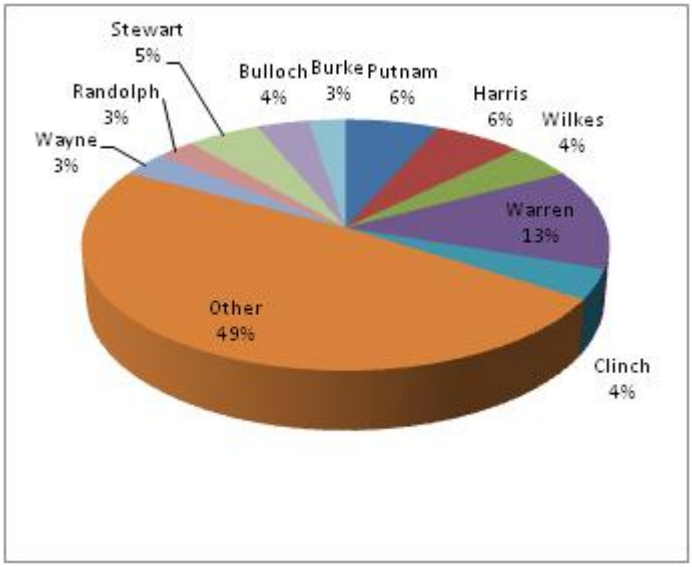

Miscellaneous Income Farm Gate Value 2013

Rank	County	Farm gate
-	Appling	$0
-	Atkinson	$0
-	Bacon	$0
-	Baker	$0
-	Baldwin	$0
-	Banks	$0
-	Barrow	$0
-	Bartow	$0
-	Ben Hill	$0
-	Berrien	$0
-	Bibb	$0
-	Bleckley	$0
-	Brantley	$0
-	Brooks	$0
-	Bryan	$0
-	Bulloch	$0
-	Burke	$0
-	Butts	$0
-	Calhoun	$0
-	Camden	$0
-	Candler	$0
-	Carroll	$0
-	Catoosa	$0
-	Charlton	$0
-	Chatham	$0
-	Chattahoochee	$0
-	Chattooga	$0
-	Cherokee	$0
-	Clarke	$0
-	Clay	$0
-	Clayton	$0
-	Clinch	$0
-	Cobb	$0
-	Coffee	$0
-	Colquitt	$0
-	Columbia	$0
-	Cook	$0
-	Coweta	$0
-	Crawford	$0
-	Crisp	$0
-	Dade	$0
-	Dawson	$0
-	Decatur	$0
-	DeKalb	$0
-	Dodge	$0
-	Dooly	$0
6	Dougherty	$100,000
-	Douglas	$0
-	Early	$0
-	Echols	$0
-	Effingham	$0
-	Elbert	$0
-	Emanuel	$0
-	Evans	$0
-	Fannin	$0

Rank	County	Farm gate
-	Fayette	$0
-	Floyd	$0
10	Forsyth	$6,500
-	Franklin	$0
12	Fulton	$2,500
-	Gilmer	$0
-	Glascock	$0
5	Glynn	$116,267
-	Gordon	$0
-	Grady	$0
-	Greene	$0
-	Gwinnett	$0
-	Habersham	$0
-	Hall	$0
-	Hancock	$0
-	Haralson	$0
-	Harris	$0
-	Hart	$0
-	Heard	$0
-	Henry	$0
-	Houston	$0
-	Irwin	$0
-	Jackson	$0
-	Jasper	$0
2	Jeff Davis	$1,000,000
-	Jefferson	$0
-	Jenkins	$0
-	Johnson	$0
-	Jones	$0
-	Lamar	$0
3	Lanier	$600,000
-	Laurens	$0
13	Lee	$2,000
-	Liberty	$0
-	Lincoln	$0
-	Long	$0
-	Lowndes	$0
-	Lumpkin	$0
-	Macon	$0
-	Madison	$0
-	Marion	$0
-	McDuffie	$0
-	McIntosh	$0
-	Meriwether	$0
-	Miller	$0
-	Mitchell	$0
-	Monroe	$0
-	Montgomery	$0
-	Morgan	$0
-	Murray	$0
-	Muscogee	$0
9	Newton	$10,000
-	Oconee	$0
-	Oglethorpe	$0
-	Paulding	$0

Rank	County	Farm gate
-	Peach	$0
-	Pickens	$0
-	Pierce	$0
7	Pike	$30,000
-	Polk	$0
-	Pulaski	$0
-	Putnam	$0
-	Quitman	$0
-	Rabun	$0
-	Randolph	$0
4	Richmond	$225,000
-	Rockdale	$0
-	Schley	$0
-	Screven	$0
-	Seminole	$0
-	Spalding	$0
-	Stephens	$0
-	Stewart	$0
-	Sumter	$0
-	Talbot	$0
-	Taliaferro	$0
-	Tattnall	$0
-	Taylor	$0
-	Telfair	$0
-	Terrell	$0
-	Thomas	$0
-	Tift	$0
-	Toombs	$0
-	Towns	$0
-	Treutlen	$0
-	Troup	$0
-	Turner	$0
-	Twiggs	$0
-	Union	$0
-	Upson	$0
-	Walker	$0
-	Walton	$0
-	Ware	$0
-	Warren	$0
11	Washington	$3,000
-	Wayne	$0
-	Webster	$0
-	Wheeler	$0
8	White	$15,000
-	Whitfield	$0
-	Wilcox	$0
-	Wilkes	$0
-	Wilkinson	$0
1	Worth	$1,944,000
	Totals & Avg.	**$4,054,267**

Percent of Other Income
0.58%

Total Other Income and AgriTourism Value 2013

Rank	County	Farm gate
25	Appling	$9,071,243
43	Atkinson	$6,189,035
41	Bacon	$6,489,530
18	Baker	$11,730,367
92	Baldwin	$1,473,462
141	Banks	$205,532
131	Barrow	$400,686
99	Bartow	$1,245,310
59	Ben Hill	$3,456,942
20	Berrien	$10,502,925
119	Bibb	$662,556
68	Bleckley	$2,887,602
96	Brantley	$1,380,015
24	Brooks	$9,557,296
122	Bryan	$583,274
6	Bulloch	$18,631,678
15	Burke	$12,235,984
112	Butts	$845,474
31	Calhoun	$7,880,366
61	Camden	$3,402,000
33	Candler	$7,364,697
51	Carroll	$4,321,059
148	Catoosa	$132,553
115	Charlton	$791,138
152	Chatham	$80,706
159	Chattahoochee	$337
132	Chattooga	$398,511
90	Cherokee	$1,521,734
103	Clarke	$1,060,129
63	Clay	$3,338,003
97	Clayton	$1,316,100
80	Clinch	$2,136,072
154	Cobb	$52,400
7	Coffee	$18,105,298
2	Colquitt	$21,024,752
98	Columbia	$1,297,594
26	Cook	$8,982,245
117	Coweta	$684,069
149	Crawford	$106,575
14	Crisp	$12,505,093
137	Dade	$309,827
116	Dawson	$759,897
4	Decatur	$20,348,196
77	Dekalb	$2,274,000
47	Dodge	$5,091,898
8	Dooly	$17,999,432
86	Dougherty	$1,970,671
157	Douglas	$17,222
9	Early	$16,224,492
52	Echols	$4,130,337
65	Effingham	$3,049,972
108	Elbert	$944,326
53	Emanuel	$7,261,847
54	Evans	$1,484,925

Rank	County	Farm gate
40	Fannin	$6,701,647
156	Fayette	$20,029
69	Floyd	$2,809,289
146	Forsyth	$149,712
138	Franklin	$258,690
150	Fulton	$82,921
27	Gilmer	$8,647,193
106	Glascock	$980,573
1	Glynn	$35,868,227
89	Gordon	$1,546,496
39	Grady	$6,749,455
66	Greene	$3,039,052
158	Gwinnett	$14,120
101	Habersham	$1,126,789
82	Hall	$2,095,805
104	Hancock	$1,006,313
140	Haralson	$218,576
67	Harris	$2,915,984
121	Hart	$644,533
105	Heard	$999,912
130	Henry	$417,281
79	Houston	$2,140,172
11	Irwin	$13,878,135
136	Jackson	$339,745
49	Jasper	$4,481,177
29	Jeff Davis	$8,281,674
70	Jefferson	$2,796,379
42	Jenkins	$6,233,482
83	Johnson	$2,074,487
120	Jones	$651,078
126	Lamar	$499,297
58	Lanier	$3,513,270
55	Laurens	$3,707,398
16	Lee	$12,021,249
147	Liberty	$142,319
74	Lincoln	$2,369,066
73	Long	$2,381,614
23	Lowndes	$9,797,030
129	Lumpkin	$470,281
32	Macon	$7,599,391
135	Madison	$351,037
94	Marion	$1,443,872
128	McDuffie	$472,924
155	McIntosh	$48,000
48	Meriwether	$4,793,828
12	Miller	$13,874,203
10	Mitchell	$15,014,879
127	Monroe	$487,102
85	Montgomery	$2,045,157
88	Morgan	$1,700,898
133	Murray	$386,999
151	Muscogee	$82,473
110	Newton	$914,760
109	Oconee	$939,589

Rank	County	Farm gate
125	Oglethorpe	$508,495
144	Paulding	$164,549
100	Peach	$1,200,236
145	Pickens	$157,924
44	Pierce	$6,124,452
123	Pike	$535,551
118	Polk	$662,834
78	Pulaski	$2,184,442
36	Putnam	$7,195,426
134	Quitman	$378,510
81	Rabun	$2,105,179
30	Randolph	$8,248,724
87	Richmond	$1,715,184
45	Rockdale	$6,104,717
113	Schley	$814,897
35	Screven	$7,210,255
5	Seminole	$19,741,618
153	Spalding	$75,257
143	Stephens	$169,262
56	Stewart	$3,668,826
22	Sumter	$9,865,246
64	Talbot	$3,147,699
142	Taliaferro	$172,651
37	Tattnall	$7,024,389
84	Taylor	$2,071,169
54	Telfair	$3,725,382
17	Terrell	$11,779,429
38	Thomas	$6,887,373
19	Tift	$11,641,778
13	Toombs	$13,191,150
71	Towns	$2,648,272
95	Treutlen	$1,398,329
50	Troup	$4,351,974
21	Turner	$10,005,396
72	Twiggs	$2,469,720
114	Union	$803,616
75	Upson	$2,353,981
107	Walker	$948,168
111	Walton	$908,986
76	Ware	$2,341,923
53	Warren	$4,104,264
60	Washington	$3,406,171
46	Wayne	$5,966,498
57	Webster	$3,513,698
10	Wheeler	$1,123,174
93	White	$1,447,458
139	Whitfield	$246,788
28	Wilcox	$8,517,260
62	Wilkes	$3,369,913
124	Wilkinson	$532,144
3	Worth	$20,732,794
	Totals & Avg.	**$697,806,077**

The Center for Agribusiness and Economic Development

The Center for Agribusiness and Economic Development is a unit of the College of Agricultural and Environmental Sciences of the University of Georgia, combining the missions of research and extension. The Center has among its objectives:

- To provide feasibility and other short term studies for current or potential Georgia agribusiness firms and/or emerging food and fiber industries.

- To provide agricultural, natural resource, and demographic data for private and public decision makers.

To find out more, visit our Web site at: http://caed.uga.edu

Or contact:

Kent Wolfe, Director
Center for Agribusiness and Economic Development
Conner Hall
The University of Georgia
Athens, Georgia 30602-7509
Phone (706)542-2434

The University of Georgia and Fort Valley State University, and the U.S. Department of Agriculture and counties of the state cooperating. The Cooperative Extension Service offers educational programs, assistance and materials to all people without regard to race, color, national origin, age, sex or disability.

An equal opportunity/affirmative action organization committed to a diverse work force.

AR-14-01 **October 2014**

Issued in furtherance of Cooperation Extension Acts of May 8 and June 30, 1914, the University of Georgia College of Agricultural and Environmental Sciences, and the U.S. Department of Agriculture cooperating.

J. Scott Angle, Dean and Director