

Georgia Farm Gate Value Report 2021

December 2022
Report #AR-22-01

Compiled and published by
The University of Georgia
Center for Agribusiness and Economic Development

*Supporting Georgia's agricultural economy through data-driven
decision making tools*

Use Policy

Permission is granted to the public to use this material in part or in full for educational purposes provided full credit is given by citing the publication, its source and authors, and date of publication.

Acknowledgements

This publication is supported by the College of Agricultural and Environmental Sciences, with special thanks to the Office of Information Technology, for the support and maintenance of the Farm Gate database and Web site. Further acknowledgement goes to the Accountability and Reporting office for the development and testing of resources for agents.

We appreciate the work of the Georgia Cooperative Extension Specialists consulted in the process of organizing this report, along with the Georgia Cooperative Extension Agents and the Program Development Coordinators who provided information for the Farm Gate Value Report.

A Comparison of Agricultural Data Sources

In addition to the Farm Gate Value Report (FGVR), users of agricultural data in the state of Georgia have had a selection of available resources, including those from the United States Department of Agriculture's National Agricultural Statistics Service (NASS), providing numerous state and county-level data sources such as the Census of Agriculture (Census). Historically, the Georgia NASS office published *Agricultural Facts* annually. However, the legacy version of this publication was discontinued following the 2009 issue, due to budget and resource cuts. They do, however, continue to publish some of the information online, with a two-page highlight of particular commodities (see current [Georgia Agricultural Facts](#) brief). The Census is conducted every five years, from the perspective of all U.S. farms and ranches, detailing figures on farm operations and operators, production, income, and expenditures for various geographies.¹ The Center for Agribusiness and Economic Development (CAED) partners with Georgia Cooperative Extension to compile the FGVR each spring to capture the prior year's information. Since each of these resources measure agricultural data in different ways, it is likely that numbers taken from one report will not exactly match those from another for similar commodities.

The FGVR relies exclusively on Cooperative Extension personnel to provide production information. Each year a survey is distributed to Extension offices for completion by the county agent. For crops, individual agents are asked to supply county acreage and yields. A suggested price for each crop (determined by Extension specialists) is provided. Individual agents have the option of adjusting the price based on county conditions. Agents are also provided acreage data for row crops, fruits, nuts and vegetables from the Farm Service Agency (FSA) for guidance. For livestock, inventory numbers are requested, to which a formula is applied for calculating average production for the year and value of production for the county. The CAED supplements the agent-submitted data with statistics from other sources for the value of timber,² crop insurance,³ and government payments.⁴

Although NASS also reports annual data, the types of information and sources differ from the FGVR. FGVR numbers focus strictly on the value of production, while not all of the NASS resources inform from this perspective. Examples of this divergence include use of sales or cash receipts, with figures based on data from both published and unpublished NASS sources, or methodology variations between crop and livestock commodity measurements.⁵ Another contrast is found in the FGVR delivery of county-level value of production data for each of its commodities. Finally, the FGVR contains specific level of detail about certain commodities that are not available through NASS sources.

¹ For a full picture of the method and data from the Ag Census, visit the [Census of Agriculture](#) website.

² [Georgia Department of Revenue, Tax Digest Consolidated Summaries](#), the 100% assessed value of timber, defined as the "total value of the sales and harvests during the four calendar quarters of the year preceding the tax year for which the consolidation sheets are being prepared."

³ [United States Department of Agriculture, Risk Management Agency, Crop Summary of Business data, using the figure for indemnity value by county.](#)

⁴ United States Department of Agriculture, Farm Service Agency, Farm Programs payments report summary.

⁵ Note that the NASS report, *Georgia Agricultural Facts*, is based upon the USDA, Economic Research Service, Farm Income Team's Farm Income and Wealth Statistics. For more detail about the methodology, see the documentation [here](#).

TABLE OF CONTENTS

| | |
|---|--------------|
| Acknowledgements; A Comparison of Agricultural Data Sources _____ | 2 |
| STATE SUMMARIES _____ | 6-12 |
| Agricultural Commodity Rankings _____ | 6 |
| Annual Comparison of Farm Gate Value by Commodity Group; 2016-2021 _____ | 7 |
| Top Ten Agricultural Commodities and Farm Gate Value by Commodity Group: Graphs _____ | 8 |
| Summary Tables _____ | 9 |
| Farm Gate Total Value by County _____ | 12 |
| MAPS OF FARM GATE VALUE BY COMMODITY GROUP _____ | 13-17 |
| Total Farm Gate Value _____ | 13 |
| Row & Forage Crops _____ | 14 |
| Fruits & Nut Crops _____ | 14 |
| Vegetables _____ | 15 |
| Ornamental Horticulture _____ | 15 |
| Forestry & Products _____ | 16 |
| Livestock & Aquaculture _____ | 16 |
| Poultry & Egg _____ | 17 |
| Other Income _____ | 17 |
| ROW & FORAGE CROPS _____ | 18-46 |
| Barley _____ | 19 |
| Corn _____ | 21 |
| Cotton _____ | 23 |
| Hay _____ | 25 |
| Oats _____ | 27 |
| Peanuts _____ | 29 |
| Rye _____ | 31 |
| Silage _____ | 33 |
| Sorghum _____ | 35 |
| Soybeans _____ | 37 |
| Straw _____ | 39 |
| Tobacco _____ | 41 |
| Wheat _____ | 43 |
| Miscellaneous Row & Forage Crops _____ | 45 |
| Total Row & Forage Crops Farm Gate Value _____ | 46 |
| FRUITS & NUTS _____ | 47-65 |
| Apples _____ | 48 |
| Blackberries _____ | 50 |
| Blueberries _____ | 52 |
| Citrus _____ | 54 |
| Grapes _____ | 56 |
| Peaches _____ | 58 |
| Pecans _____ | 60 |

| | |
|-------------------------------------|----|
| Strawberries | 62 |
| Miscellaneous Fruits & Nuts | 64 |
| Total Fruits & Nuts Farm Gate Value | 65 |

VEGETABLES 66-99

| | |
|---|----|
| Bell Peppers | 67 |
| Cabbage | 69 |
| Cantaloupe | 71 |
| Cucumbers | 73 |
| Eggplant | 75 |
| Greens | 77 |
| Okra | 79 |
| Onions | 81 |
| Other Peppers (banana, hot & specialty peppers) | 83 |
| Other Vegetables | 84 |
| Snap Beans | 85 |
| Southern Peas | 87 |
| Squash (yellow & winter) | 89 |
| Sweet Corn | 91 |
| Tomato | 93 |
| Watermelon | 95 |
| Zucchini | 97 |
| Total Vegetables Farm Gate Value | 99 |

ORNAMENTAL HORTICULTURE 100-110

| | |
|---------------------------------------|-----|
| Container Nursery | 101 |
| Field Nursery | 103 |
| Greenhouse | 105 |
| Turfgrass | 107 |
| Miscellaneous Ornamental Horticulture | 109 |
| Total Ornamental Horticulture | 110 |

FORESTRY & RELATED PRODUCTS 111-119

| | |
|---|-----|
| Christmas Trees | 112 |
| Pine Straw | 114 |
| Timber | 116 |
| Miscellaneous Forestry Products | 118 |
| Total Forestry Products Farm Gate Value | 119 |

LIVESTOCK & AQUACULTURE 120-148

| | |
|---|-----|
| Beef Cattle Finished Outside County | 121 |
| Beef Cows | 123 |
| Beef Stockers | 125 |
| Catfish | 127 |
| Dairy | 129 |
| Goats | 131 |
| Honeybees | 133 |
| Horses – Boarding, Training, & Breeding | 135 |

| | |
|---|-----|
| Horses – Raised _____ | 137 |
| Pork – Farrow to Finish _____ | 139 |
| Pork – Feeder _____ | 141 |
| Pork – Finishing Only _____ | 143 |
| Sheep _____ | 145 |
| Miscellaneous Livestock & Aquaculture _____ | 147 |
| Total Livestock & Aquaculture Farm Gate Value _____ | 148 |

POULTRY & EGGS _____ 149-161

| | |
|---|-----|
| Broiler _____ | 150 |
| Breeder Pullet Unit _____ | 152 |
| Hatching Layers _____ | 154 |
| Table Layers _____ | 156 |
| Quail _____ | 158 |
| Miscellaneous Poultry & Eggs _____ | 160 |
| Total Poultry & Egg Farm Gate Value _____ | 161 |

AG-BASED TOURISM, NATURE-BASED TOURISM, AND OTHER INCOME _____ 162-176

| | |
|--|-----|
| Ag & Nature Based Tourism _____ | 163 |
| Crop Insurance _____ | 165 |
| Government Payments _____ | 167 |
| Hunting Leases – Deer _____ | 169 |
| Hunting Leases – Duck _____ | 171 |
| Hunting Leases – Turkey _____ | 173 |
| Miscellaneous Income _____ | 175 |
| Total Other Income and AgriTourism Farm Gate Value _____ | 176 |

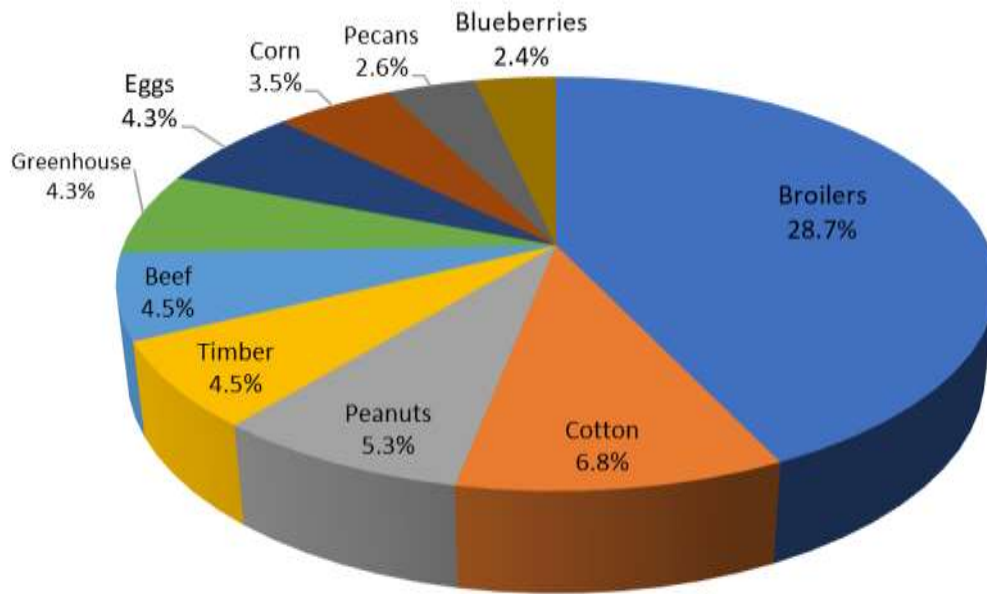
2021 Georgia Agricultural Commodity Rankings

| Rank | Commodity | Farm Gate | % of GA Total |
|------|--|-------------------------|---------------|
| 1 | Broilers | \$4,215,196,000 | 28.69% |
| 2 | Cotton | \$1,003,028,657 | 6.83% |
| 3 | Peanuts | \$776,675,989 | 5.29% |
| 4 | Timber | \$660,610,744 | 4.50% |
| 5 | Beef | \$658,610,883 | 4.48% |
| 6 | Greenhouse | \$635,867,449 | 4.33% |
| 7 | Eggs | \$635,134,000 | 4.32% |
| 8 | Corn | \$509,054,907 | 3.46% |
| 9 | Pecans | \$383,798,591 | 2.61% |
| 10 | Blueberries | \$348,745,413 | 2.37% |
| 11 | Hay | \$312,843,677 | 2.13% |
| 12 | Dairy | \$302,889,598 | 2.06% |
| 13 | Horses | \$238,292,625 | 1.62% |
| 14 | Misc. Vegetables | \$222,567,162 | 1.51% |
| 15 | Sweet Corn | \$212,620,365 | 1.45% |
| 16 | Container Nursery | \$211,868,388 | 1.44% |
| 17 | Field Nursery | \$195,738,099 | 1.33% |
| 18 | Onions | \$168,031,196 | 1.14% |
| 19 | Watermelon | \$159,984,310 | 1.09% |
| 20 | Bell Peppers | \$153,806,782 | 1.05% |
| 21 | Pine Straw | \$138,988,980 | 0.95% |
| 22 | Turfgrass | \$126,430,568 | 0.86% |
| 23 | Hunting Lease - Deer | \$102,453,568 | 0.70% |
| 24 | Ag-based Tourism | \$95,350,006 | 0.65% |
| 25 | Soybeans | \$90,664,377 | 0.62% |
| 26 | Tomato | \$88,094,613 | 0.60% |
| 27 | Peaches | \$84,868,921 | 0.58% |
| 28 | Breeder Pullet Unit | \$84,150,059 | 0.57% |
| 29 | Cucumbers | \$68,032,299 | 0.46% |
| 30 | Pork | \$67,124,609 | 0.46% |
| 31 | Silage | \$64,945,395 | 0.44% |
| 32 | Greens (collards, Chard, kale, lettuce, mustard, spinach, turnip greens) | \$55,647,581 | 0.38% |
| 33 | Squash (Yellow and Winter) | \$54,446,734 | 0.37% |
| 34 | Wheat | \$48,700,104 | 0.33% |
| 35 | Honeybees | \$46,537,306 | 0.32% |
| 36 | Cabbage | \$39,888,567 | 0.27% |
| 37 | Zucchini | \$34,997,875 | 0.24% |
| 38 | Grapes | \$31,532,019 | 0.21% |
| 39 | Tobacco | \$30,984,920 | 0.21% |
| 40 | Catfish | \$23,819,500 | 0.16% |
| 41 | Goats | \$20,280,000 | 0.14% |
| 42 | Other Peppers (banana, hot & specialty) | \$19,793,180 | 0.13% |
| 43 | Snap Beans | \$19,788,241 | 0.13% |
| 44 | Blackberries | \$18,435,161 | 0.13% |
| 45 | Oats | \$17,661,835 | 0.12% |
| 46 | Cantaloupe | \$17,211,250 | 0.12% |
| 47 | Eggplant | \$17,154,709 | 0.12% |
| 48 | Hunting Leases - Turkey | \$17,144,031 | 0.12% |
| 49 | Straw | \$15,765,935 | 0.11% |
| 50 | Strawberries | \$14,438,573 | 0.10% |
| 51 | Citrus | \$13,246,531 | 0.09% |
| 52 | Sorghum | \$12,209,116 | 0.08% |
| 53 | Rye | \$9,438,730 | 0.06% |
| 54 | Apples | \$8,691,797 | 0.06% |
| 55 | Quail | \$7,591,658 | 0.05% |
| 56 | Sheep | \$7,350,949 | 0.05% |
| 57 | Christmas Trees | \$5,265,625 | 0.04% |
| 58 | Southern Peas | \$4,938,761 | 0.03% |
| 59 | Hunting Leases - Duck | \$1,798,970 | 0.01% |
| 60 | Okra | \$971,035 | 0.01% |
| 61 | Barley | \$259,742 | 0.00% |
| | Crop Insurance | \$156,105,501 | 1.06% |
| | Government Payments | \$712,623,031 | 4.85% |
| | All Other Miscellaneous | \$192,748,422 | 1.31% |
| | 2021 Total Farm Gate Value | \$14,693,935,618 | |

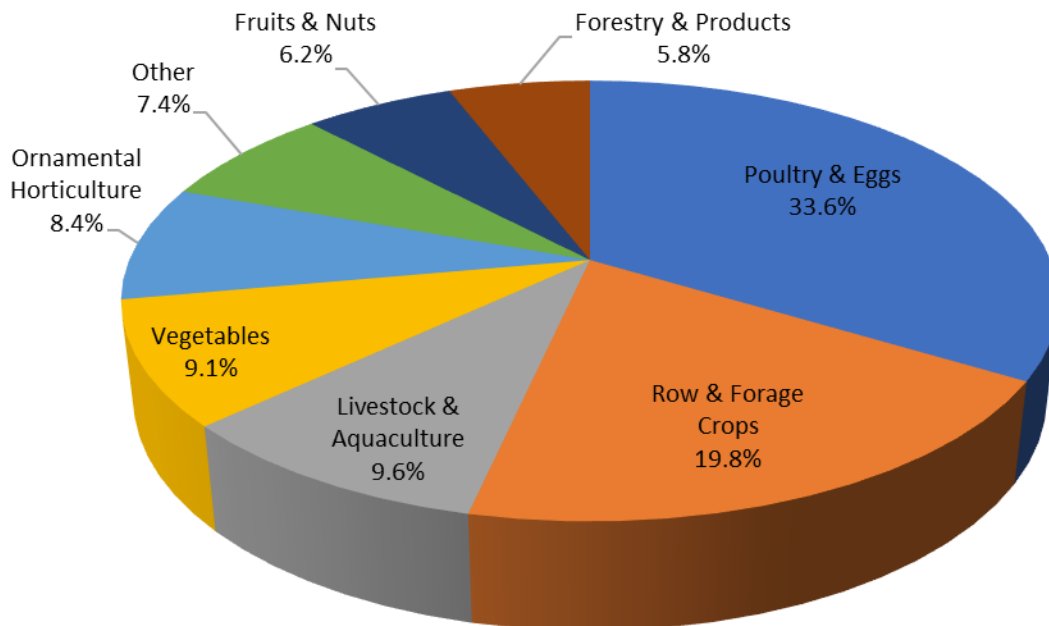
Annual Comparison of Farm Gate Value by Commodity

| Commodity | 2016 | 2017 | 2018 | 2019 | 2020 | 2021 |
|---------------------------------|-----------------------|-----------------------|-----------------------|-----------------------|-----------------------|-----------------------|
| Ag-based Tourism | 115,032,225 | 115,458,449 | 125,119,491 | 125,675,476 | 80,016,950 | 95,350,006 |
| Apples | 14,329,175 | 9,961,740 | 8,089,100 | 11,225,675 | 9,357,650 | 8,691,797 |
| Barley | 162,072 | 336,280 | 206,742 | 52,386 | 239,030 | 259,742 |
| Beef Cattle Finished Outside Co | 45,638,700 | 51,104,865 | 51,213,470 | 57,502,556 | 65,636,349 | 77,024,269 |
| Beef Cows | 455,588,213 | 453,680,067 | 482,163,793 | 491,015,718 | 428,428,373 | 492,690,996 |
| Beef Stockers | 91,627,449 | 91,858,254 | 99,802,715 | 117,618,093 | 97,794,648 | 88,895,618 |
| Blackberries | 6,846,790 | 4,469,712 | 4,342,483 | 6,629,830 | 17,958,993 | 18,435,161 |
| Blueberries | 283,874,343 | 226,635,695 | 300,358,592 | 220,444,595 | 304,188,699 | 348,745,413 |
| Breeder Pullet Unit | 160,179,699 | 168,803,844 | 272,881,260 | 52,493,085 | 27,986,919 | 84,150,059 |
| Broilers | 4,370,498,425 | 4,422,695,768 | 4,460,396,286 | 4,032,731,000 | 2,950,332,000 | 4,215,196,000 |
| Catfish | 30,020,280 | 27,509,530 | 28,173,880 | 26,663,480 | 25,403,700 | 23,819,500 |
| Christmas Trees | 10,016,563 | 8,380,980 | 8,622,357 | 5,589,310 | 5,258,250 | 5,265,625 |
| Citrus | -- | -- | -- | -- | 8,812,165 | 13,246,531 |
| Corn | 277,231,197 | 244,094,642 | 288,229,368 | 321,373,871 | 358,088,054 | 509,054,907 |
| Cotton | 967,690,060 | 901,546,722 | 792,718,852 | 983,630,257 | 727,796,434 | 1,003,028,657 |
| Crop Insurance | 138,924,940 | 172,245,029 | 290,082,679 | 163,817,298 | 129,075,471 | 156,105,501 |
| Dairy | 397,501,015 | 323,884,589 | 308,349,680 | 305,971,569 | 296,960,246 | 302,889,598 |
| Eggs | 772,609,464 | 850,689,401 | 948,205,221 | 230,723,940 | 276,503,402 | 635,134,000 |
| Goats | 19,472,309 | 19,369,663 | 18,460,353 | 16,078,279 | 17,455,249 | 20,280,000 |
| Government Payments | 613,098,990 | 467,802,224 | 471,803,832 | 572,798,956 | 934,196,586 | 712,623,031 |
| Grapes | 20,414,060 | 18,675,180 | 19,730,336 | 24,698,747 | 26,824,096 | 31,532,019 |
| Greenhouse for OmHort | 452,850,333 | 443,966,174 | 487,692,208 | 476,533,296 | 566,227,546 | 635,867,449 |
| Hay | 198,745,440 | 241,030,654 | 232,130,985 | 306,246,800 | 291,166,976 | 312,843,677 |
| Hogs, Farrow to Finish | 27,988,970 | 26,397,119 | 23,139,890 | 21,441,019 | 11,337,942 | 13,697,202 |
| Hogs, Feeder Pigs | 68,214,735 | 65,705,955 | 45,173,040 | 66,229,950 | 34,157,063 | 47,623,412 |
| Hogs, Finishing Only | 22,239,524 | 23,951,247 | 13,396,178 | 11,228,661 | 3,683,454 | 5,803,995 |
| Honeybees | 37,413,405 | 39,916,707 | 41,161,438 | 43,732,546 | 44,671,976 | 46,537,306 |
| Horses | 255,770,300 | 261,129,300 | 247,745,600 | 246,202,650 | 239,553,900 | 238,292,625 |
| Hunting Lease - Deer | 82,582,497 | 80,655,781 | 87,928,735 | 88,468,286 | 102,222,938 | 102,453,568 |
| Hunting Leases - Duck | 1,358,425 | 1,610,750 | 1,661,605 | 1,900,555 | 1,921,018 | 1,798,970 |
| Hunting Leases - Turkey | 10,914,481 | 10,895,021 | 11,580,925 | 13,135,760 | 16,566,165 | 17,144,031 |
| Miscellaneous (All Other) | 132,133,215 | 137,505,745 | 184,187,423 | 191,576,574 | 193,920,497 | 192,748,422 |
| Nursery - Container | 164,052,969 | 160,817,885 | 144,726,279 | 177,969,627 | 232,942,530 | 211,868,388 |
| Nursery - Field | 102,648,114 | 115,420,347 | 125,696,305 | 182,489,887 | 211,361,055 | 195,738,099 |
| Oats | 6,594,259 | 6,323,155 | 9,183,231 | 6,766,487 | 7,605,733 | 17,661,835 |
| Peaches | 48,030,446 | 30,011,587 | 48,322,284 | 71,776,414 | 63,644,163 | 84,868,921 |
| Peanuts | 624,380,318 | 825,040,700 | 624,572,608 | 663,042,432 | 678,038,017 | 776,675,989 |
| Pecans | 355,854,324 | 401,146,059 | 218,477,486 | 263,359,174 | 282,289,363 | 383,798,591 |
| Pine Straw | 66,796,065 | 74,401,250 | 80,619,320 | 100,165,580 | 92,011,700 | 138,988,980 |
| Quail | 32,761,690 | 20,680,503 | 20,665,109 | 22,420,954 | 7,252,954 | 7,591,658 |
| Rye | 4,535,082 | 7,819,263 | 7,914,788 | 7,140,723 | 9,162,520 | 9,438,730 |
| Sheep | 3,512,801 | 3,955,734 | 4,316,968 | 4,610,715 | 5,456,236 | 7,350,949 |
| Silage | 103,190,931 | 109,095,047 | 60,624,172 | 81,463,741 | 86,650,875 | 64,945,395 |
| Sorghum | 7,039,659 | 10,295,545 | 16,308,707 | 16,144,661 | 13,360,380 | 12,209,116 |
| Soybeans | 112,201,927 | 77,088,542 | 66,855,752 | 37,501,377 | 51,999,653 | 90,664,377 |
| Straw | 11,939,323 | 18,339,779 | 19,493,833 | 71,991,458 | 21,026,678 | 15,765,935 |
| Strawberries | 9,749,656 | 9,438,120 | 9,893,856 | 10,570,169 | 11,931,532 | 14,438,573 |
| Timber | 681,114,224 | 669,471,994 | 632,205,059 | 679,546,899 | 649,792,710 | 660,610,744 |
| Tobacco | 51,190,155 | 52,287,901 | 44,221,582 | 36,486,446 | 29,781,306 | 30,984,920 |
| Turfgrass | 111,689,673 | 116,679,820 | 118,321,229 | 125,936,720 | 130,489,485 | 126,430,568 |
| Vegetables - Bell Peppers | 112,983,837 | 115,294,892 | 125,983,101 | 127,851,345 | 133,518,013 | 153,806,782 |
| Vegetables - Cabbage | 49,609,871 | 53,689,775 | 41,888,607 | 51,946,265 | 49,566,931 | 39,888,567 |
| Vegetables - Cantaloupe | 24,210,064 | 19,601,989 | 13,450,217 | 12,915,395 | 18,071,325 | 17,211,250 |
| Vegetables - Cucumbers | 69,510,597 | 78,313,805 | 83,651,291 | 75,519,198 | 79,039,320 | 68,032,299 |
| Vegetables - Eggplant | 25,912,664 | 29,453,435 | 23,541,796 | 28,324,105 | 24,016,990 | 17,154,709 |
| Vegetables - Greens | 44,944,340 | 48,510,903 | 36,505,804 | 67,462,333 | 72,570,961 | 55,647,581 |
| Vegetables - Okra | 1,970,551 | 1,401,596 | 1,018,008 | 953,145 | 1,125,871 | 971,035 |
| Vegetables - Onions | 156,881,260 | 140,672,645 | 149,550,320 | 133,179,945 | 134,272,853 | 168,031,196 |
| Vegetables - Other Peppers | 10,369,941 | 12,736,472 | 14,553,662 | 17,134,592 | 22,467,765 | 19,793,180 |
| Vegetables - Other Veg | 214,662,946 | 221,077,479 | 209,450,320 | 206,195,361 | 228,496,321 | 222,567,162 |
| Vegetables - Snap Beans | 24,873,608 | 23,621,698 | 24,011,849 | 25,790,094 | 22,446,744 | 19,788,241 |
| Vegetables - Southern Peas | 7,616,104 | 5,326,353 | 5,216,301 | 5,390,740 | 5,815,611 | 4,938,761 |
| Vegetables - Squash | 32,144,356 | 31,712,494 | 40,837,931 | 37,603,158 | 51,732,200 | 54,446,734 |
| Vegetables - Sweet Corn | 156,210,920 | 158,867,276 | 156,679,146 | 145,026,886 | 173,249,586 | 212,620,365 |
| Vegetables - Tomato | 61,306,670 | 49,239,946 | 50,921,844 | 37,624,476 | 54,100,556 | 88,094,613 |
| Vegetables - Watermelon | 124,491,830 | 134,853,988 | 123,888,134 | 180,278,529 | 139,771,946 | 159,984,310 |
| Vegetables - Zucchini | 26,531,229 | 23,179,186 | 25,058,564 | 26,014,038 | 25,699,051 | 34,997,875 |
| Wheat | 26,013,694 | 26,688,478 | 21,710,328 | 29,912,201 | 30,799,891 | 48,700,104 |
| Totals | 13,748,493,392 | 13,794,522,725 | 13,755,084,305 | 13,001,935,486 | 12,145,301,560 | 14,693,935,618 |

2021 Georgia Top Ten Agricultural Commodities



2021 Georgia Farm Gate TOTAL Value by Commodity Group



2021 Top Ten Counties Total Farm Gate Value

| County | Value | % of Total |
|------------|---------------|------------|
| Colquitt | \$549,757,466 | 3.74% |
| Hart | \$390,813,769 | 2.66% |
| Mitchell | \$389,136,524 | 2.65% |
| Franklin | \$385,810,618 | 2.63% |
| Tattnall | \$371,350,254 | 2.53% |
| Madison | \$319,949,101 | 2.18% |
| Decatur | \$312,884,587 | 2.13% |
| Coffee | \$307,975,080 | 2.10% |
| Macon | \$288,427,409 | 1.96% |
| Oglethorpe | \$270,727,822 | 1.84% |

2021 Top Ten Counties Total Vegetables Value

| County | Value | % of Total |
|----------|---------------|------------|
| Colquitt | \$199,534,100 | 14.91% |
| Echols | \$176,461,250 | 13.19% |
| Decatur | \$129,667,266 | 9.69% |
| Tift | \$90,955,350 | 6.80% |
| Tattnall | \$87,264,194 | 6.52% |
| Toombs | \$81,150,350 | 6.07% |
| Mitchell | \$66,667,950 | 4.98% |
| Brooks | \$41,743,285 | 3.12% |
| Worth | \$41,735,200 | 3.12% |
| Lowndes | \$39,187,625 | 2.93% |

2021 Total Farm Gate Value Ranked by Commodity Group

| County | Value | % of Total |
|-------------------------|-----------------|------------|
| Poultry & Eggs | \$4,942,251,717 | 33.63% |
| Row & Forage Crops | \$2,915,178,860 | 19.84% |
| Livestock/Aquaculture | \$1,404,366,489 | 9.56% |
| Vegetables | \$1,337,974,658 | 9.11% |
| Ornamental Horticulture | \$1,237,792,829 | 8.42% |
| Other Income | \$1,086,079,587 | 7.39% |
| Fruits & Nuts | \$912,076,545 | 6.21% |
| Forestry & Products | \$898,174,933 | 5.84% |

2021 Top Ten Counties Total Ornamental Horticulture Value

| County | Value | % of Total |
|----------|---------------|------------|
| Gwinnett | \$104,710,000 | 8.46% |
| Columbia | \$101,560,410 | 8.20% |
| Forsyth | \$92,417,358 | 7.47% |
| Morgan | \$82,953,750 | 6.70% |
| McDuffie | \$64,642,207 | 5.22% |
| Grady | \$60,296,320 | 4.87% |
| Walton | \$43,242,163 | 3.49% |
| Cherokee | \$35,761,037 | 2.89% |
| Macon | \$28,803,000 | 2.33% |
| Paulding | \$28,577,220 | 2.31% |

2021 Top Ten Counties Total Row & Forage Value

| County | Value | % of Total |
|----------|---------------|------------|
| Mitchell | \$104,772,161 | 3.59% |
| Dooly | \$100,781,568 | 3.46% |
| Worth | \$94,849,897 | 3.25% |
| Colquitt | \$85,530,552 | 2.93% |
| Burke | \$85,354,773 | 2.93% |
| Decatur | \$82,532,635 | 2.83% |
| Miller | \$80,345,383 | 2.76% |
| Coffee | \$72,025,650 | 2.47% |
| Early | \$70,002,577 | 2.40% |
| Bulloch | \$69,250,332 | 2.38% |

2021 Top Ten Counties Total Forestry & Products Value

| County | Value | % of Total |
|------------|--------------|------------|
| Laurens | \$33,718,708 | 3.93% |
| Washington | \$26,139,480 | 3.05% |
| Wayne | \$25,330,615 | 2.95% |
| Screven | \$23,403,969 | 2.73% |
| Colquitt | \$21,993,411 | 2.56% |
| Clinch | \$19,978,960 | 2.33% |
| Baker | \$19,470,886 | 2.27% |
| Bulloch | \$15,967,340 | 1.86% |
| Echols | \$15,855,064 | 1.85% |
| Randolph | \$15,800,877 | 1.84% |

2021 Top Ten Counties Total Fruits & Nuts Value

| County | Value | % of Total |
|-----------|---------------|------------|
| Bacon | \$104,541,180 | 11.46% |
| Mitchell | \$50,743,602 | 5.56% |
| Dougherty | \$39,581,248 | 4.34% |
| Peach | \$37,922,000 | 4.16% |
| Appling | \$37,353,000 | 4.10% |
| Clinch | \$34,741,405 | 3.81% |
| Macon | \$32,535,796 | 3.57% |
| Ware | \$30,026,900 | 3.29% |
| Lowndes | \$27,354,200 | 3.00% |
| Coffee | \$26,089,970 | 2.86% |

2021 Top Ten Counties Total Livestock & Aquaculture Value

| County | Value | % of Total |
|------------|--------------|------------|
| Macon | \$60,251,298 | 4.29% |
| Burke | \$52,696,915 | 3.75% |
| Morgan | \$49,058,800 | 3.49% |
| Oglethorpe | \$48,352,772 | 3.44% |
| Brooks | \$47,996,671 | 3.42% |
| Thomas | \$40,833,952 | 2.91% |
| Mitchell | \$30,536,334 | 2.17% |
| Sumter | \$29,710,668 | 2.12% |
| Newton | \$27,836,888 | 1.98% |
| Bulloch | \$26,460,688 | 1.88% |

2021 Top Ten Counties Total Poultry & Egg Value

| County | Value | % of Total |
|------------|---------------|------------|
| Franklin | \$357,242,298 | 7.23% |
| Hart | \$357,073,063 | 7.22% |
| Madison | \$266,125,817 | 5.38% |
| Tattnall | \$225,693,327 | 4.57% |
| Gordon | \$225,609,320 | 4.56% |
| Oglethorpe | \$189,377,011 | 3.83% |
| Colquitt | \$183,622,284 | 3.72% |
| Banks | \$165,727,720 | 3.35% |
| Jackson | \$142,710,817 | 2.89% |
| Gilmer | \$134,210,740 | 2.72% |

2021 Top Ten Counties Total Ag & Nature-based Tourism Value

| County | Value | % of Total |
|-----------|--------------|------------|
| Cherokee | \$10,180,000 | 10.68% |
| Toombs | \$7,500,000 | 7.87% |
| Mitchell | \$5,541,000 | 5.81% |
| White | \$4,792,500 | 5.03% |
| Marion | \$4,428,465 | 4.64% |
| Thomas | \$3,781,825 | 3.97% |
| Colquitt | \$2,674,000 | 2.80% |
| Habersham | \$2,539,600 | 2.66% |
| Carroll | \$2,432,960 | 2.55% |
| Crisp | \$2,400,000 | 2.52% |

2021 Top Ten Commodities

| Commodity | Value | % of Total |
|-------------|-----------------|------------|
| Broilers | \$4,215,196,000 | 28.69% |
| Cotton | \$1,003,028,657 | 6.83% |
| Peanuts | \$776,675,989 | 5.29% |
| Timber | \$660,610,744 | 4.50% |
| Beef | \$658,610,883 | 4.48% |
| Greenhouse | \$635,867,449 | 4.33% |
| Eggs | \$635,134,000 | 4.32% |
| Corn | \$509,054,907 | 3.46% |
| Pecans | \$383,798,591 | 2.61% |
| Blueberries | \$348,745,413 | 2.37% |

2021 Top Ten Vegetables

| Commodity | Value | % of Total |
|---------------|---------------|------------|
| Sweet Corn | \$212,620,365 | 15.89% |
| Watermelon | \$176,427,310 | 13.18% |
| Onions | \$168,031,196 | 12.55% |
| Bell Peppers | \$153,806,782 | 11.49% |
| Tomato | \$88,094,613 | 6.58% |
| Cucumbers | \$68,032,299 | 5.08% |
| Yellow Squash | \$52,335,670 | 3.91% |
| Carrots | \$44,722,592 | 3.34% |
| Cabbage | \$39,888,567 | 2.98% |
| Zucchini | \$34,997,875 | 2.61% |

**2021 Total Farm Gate Value By Cooperative
Extension District**

| District | Value | % of Total |
|-----------------|-----------------|-------------------|
| Northeast | \$3,833,787,084 | 26.02% |
| Northwest | \$1,901,149,309 | 12.94% |
| Southeast | \$3,340,903,118 | 22.74% |
| Southwest | \$5,618,096,103 | 38.23% |

**2021 Total Farm Gate Value by U.S.
Congressional District***

| District | Value |
|-----------------|-----------------|
| District 1 | \$2,307,876,982 |
| District 2 | \$3,763,099,676 |
| District 3 | \$461,160,378 |
| District 4 | \$138,333,093 |
| District 5 | \$53,175,889 |
| District 6 | \$111,007,928 |
| District 7 | \$363,919,747 |
| District 8 | \$2,074,887,731 |
| District 9 | \$1,262,297,082 |
| District 10 | \$2,881,525,759 |
| District 11 | \$759,563,136 |
| District 12 | \$1,645,244,437 |
| District 13 | \$76,368,821 |

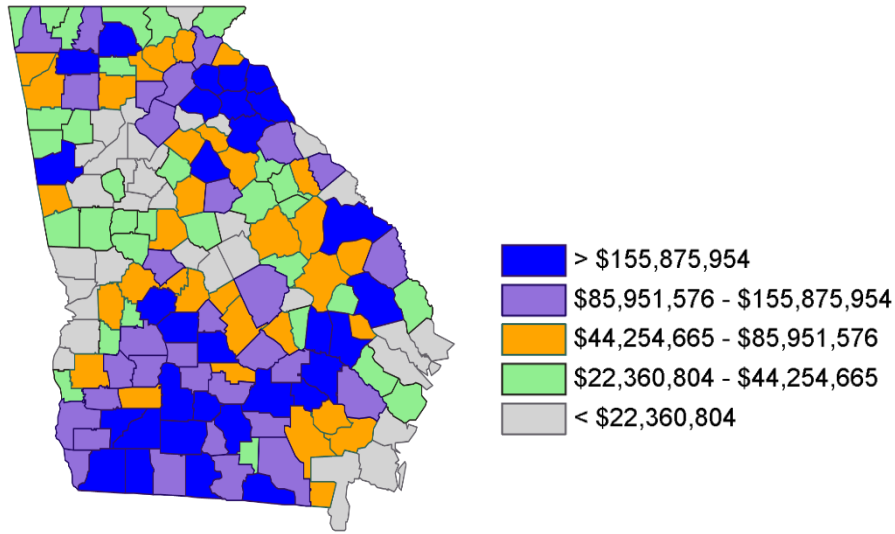
***Counties in multiple districts are counted
100% in each.**

Total Farm Gate Value, 2021

| Rank | Commodity | Farm Gate | Rank | Commodity | Farm Gate | Rank | Commodity | Farm Gate |
|------|---------------|---------------|------|------------|---------------|------|------------|---------------|
| 12 | Appling | \$250,656,074 | 4 | Franklin | \$385,810,618 | 61 | Putnam | \$88,701,625 |
| 33 | Atkinson | \$148,671,678 | 133 | Fulton | \$18,623,118 | 155 | Quitman | \$6,269,005 |
| 22 | Bacon | \$181,690,712 | 30 | Gilmer | \$156,615,217 | 112 | Rabun | \$32,658,623 |
| 19 | Baker | \$186,605,371 | 123 | Glascocock | \$22,728,725 | 75 | Randolph | \$72,650,612 |
| 138 | Baldwin | \$15,882,693 | 157 | Glynn | \$6,209,801 | 150 | Richmond | \$9,291,142 |
| 20 | Banks | \$186,275,242 | 11 | Gordon | \$263,461,524 | 144 | Rockdale | \$11,958,405 |
| 137 | Barrow | \$16,726,230 | 13 | Grady | \$217,867,574 | 114 | Schley | \$29,106,477 |
| 56 | Bartow | \$96,878,379 | 80 | Greene | \$70,004,474 | 53 | Screven | \$98,542,468 |
| 86 | Ben Hill | \$54,832,770 | 34 | Gwinnett | \$107,647,512 | 39 | Seminole | \$128,847,936 |
| 28 | Berrien | \$161,253,496 | 50 | Habersham | \$104,789,768 | 148 | Spalding | \$9,533,402 |
| 147 | Bibb | \$9,607,363 | 41 | Hall | \$122,271,774 | 76 | Stephens | \$72,489,194 |
| 92 | Bleckley | \$47,372,072 | 118 | Hancock | \$25,746,054 | 129 | Stewart | \$21,004,264 |
| 83 | Brantley | \$62,367,862 | 100 | Haralson | \$41,485,149 | 32 | Sumter | \$149,493,815 |
| 17 | Brooks | \$195,081,331 | 140 | Harris | \$15,669,731 | 142 | Talbot | \$14,185,269 |
| 146 | Bryan | \$10,503,900 | 2 | Hart | \$390,813,770 | 117 | Taliaferro | \$26,169,595 |
| 18 | Bulloch | \$188,173,833 | 89 | Heard | \$49,940,614 | 5 | Tattnall | \$371,350,254 |
| 26 | Burke | \$168,936,329 | 151 | Henry | \$9,160,767 | 79 | Taylor | \$70,429,039 |
| 135 | Butts | \$17,364,615 | 91 | Houston | \$48,110,784 | 52 | Telfair | \$99,835,510 |
| 44 | Calhoun | \$121,559,709 | 46 | Irwin | \$118,797,170 | 59 | Terrell | \$89,255,577 |
| 130 | Camden | \$20,961,236 | 24 | Jackson | \$171,806,860 | 35 | Thomas | \$144,398,972 |
| 102 | Candler | \$41,032,624 | 64 | Jasper | \$85,357,750 | 21 | Tift | \$183,132,437 |
| 31 | Carroll | \$155,875,954 | 57 | Jeff Davis | \$94,588,028 | 27 | Toombs | \$167,542,474 |
| 124 | Catoosa | \$22,654,098 | 77 | Jefferson | \$72,444,902 | 149 | Towns | \$9,501,041 |
| 131 | Charlton | \$20,900,701 | 88 | Jenkins | \$50,356,868 | 136 | Treutlen | \$17,091,545 |
| 156 | Chatham | \$6,227,447 | 110 | Johnson | \$35,843,086 | 108 | Troup | \$36,139,449 |
| 158 | Chattahoochee | \$3,900,876 | 125 | Jones | \$22,402,790 | 49 | Turner | \$108,881,112 |
| 93 | Chattooga | \$47,129,979 | 106 | Lamar | \$37,180,504 | 128 | Twiggs | \$21,188,417 |
| 73 | Cherokee | \$73,657,633 | 104 | Lanier | \$38,808,622 | 107 | Union | \$36,593,039 |
| 141 | Clarke | \$15,439,669 | 62 | Laurens | \$88,452,183 | 105 | Upson | \$37,500,586 |
| 121 | Clay | \$23,873,911 | 55 | Lee | \$97,971,775 | 58 | Walker | \$90,206,715 |
| 139 | Clayton | \$15,825,595 | 152 | Liberty | \$9,002,532 | 70 | Walton | \$77,029,282 |
| 63 | Clinch | \$85,951,576 | 143 | Lincoln | \$13,832,016 | 65 | Ware | \$84,080,598 |
| 153 | Cobb | \$7,715,922 | 116 | Long | \$26,257,604 | 115 | Warren | \$28,228,909 |
| 8 | Coffee | \$307,975,080 | 42 | Lowndes | \$122,030,741 | 82 | Washington | \$69,012,736 |
| 1 | Colquitt | \$549,757,467 | 94 | Lumpkin | \$45,235,917 | 60 | Wayne | \$89,227,364 |
| 48 | Columbia | \$111,781,865 | 9 | Macon | \$288,427,408 | 96 | Webster | \$42,753,021 |
| 47 | Cook | \$118,659,790 | 6 | Madison | \$319,949,101 | 90 | Wheeler | \$49,104,002 |
| 145 | Coweta | \$11,223,411 | 85 | Marion | \$58,271,572 | 72 | White | \$73,901,880 |
| 54 | Crawford | \$98,021,689 | 68 | McDuffie | \$79,204,175 | 98 | Whitfield | \$41,999,837 |
| 51 | Crisp | \$99,887,318 | 120 | McIntosh | \$24,500,310 | 23 | Wilcox | \$172,161,862 |
| 122 | Dade | \$22,790,159 | 111 | Meriwether | \$35,328,357 | 37 | Wilkes | \$134,381,935 |
| 84 | Dawson | \$61,655,938 | 38 | Miller | \$130,417,971 | 134 | Wilkinson | \$17,774,716 |
| 7 | Decatur | \$312,884,587 | 3 | Mitchell | \$389,136,525 | 14 | Worth | \$216,575,731 |
| 132 | Dekalb | \$18,727,176 | 87 | Monroe | \$51,189,750 | | | |
| 66 | Dodge | \$83,013,022 | 109 | Montgomery | \$35,908,163 | | | |
| 25 | Dooley | \$170,323,151 | 15 | Morgan | \$211,326,472 | | | |
| 78 | Dougherty | \$72,108,163 | 36 | Murray | \$135,937,989 | | | |
| 154 | Douglas | \$6,316,242 | 159 | Muscogee | \$610,878 | | | |
| 45 | Early | \$119,728,673 | 103 | Newton | \$40,704,894 | | | |
| 16 | Echols | \$209,039,918 | 95 | Oconee | \$44,254,665 | | | |
| 101 | Effingham | \$41,111,385 | 10 | Oglethorpe | \$270,727,824 | | | |
| 29 | Elbert | \$158,485,683 | 99 | Paulding | \$41,537,879 | | | |
| 69 | Emanuel | \$77,821,264 | 81 | Peach | \$69,420,735 | | | |
| 71 | Evans | \$75,801,941 | 97 | Pickens | \$42,649,922 | | | |
| 119 | Fannin | \$24,511,245 | 67 | Pierce | \$79,372,400 | | | |
| 126 | Fayette | \$22,361,272 | 127 | Pike | \$22,360,804 | | | |
| 74 | Floyd | \$73,170,076 | 113 | Polk | \$32,308,274 | | | |
| 43 | Forsyth | \$121,811,828 | 40 | Pulaski | \$122,328,134 | | | |

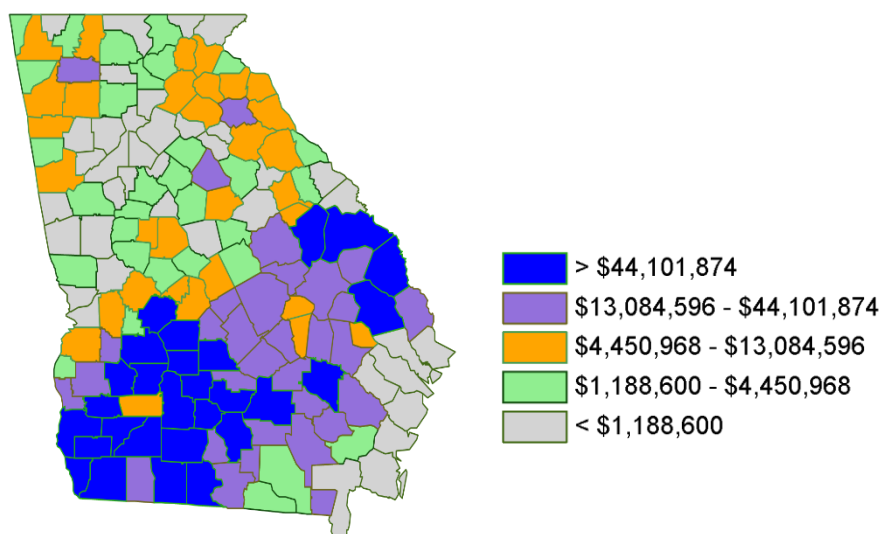
Total Farm Gate Value Map: 2021

GA = \$14,693,935,618



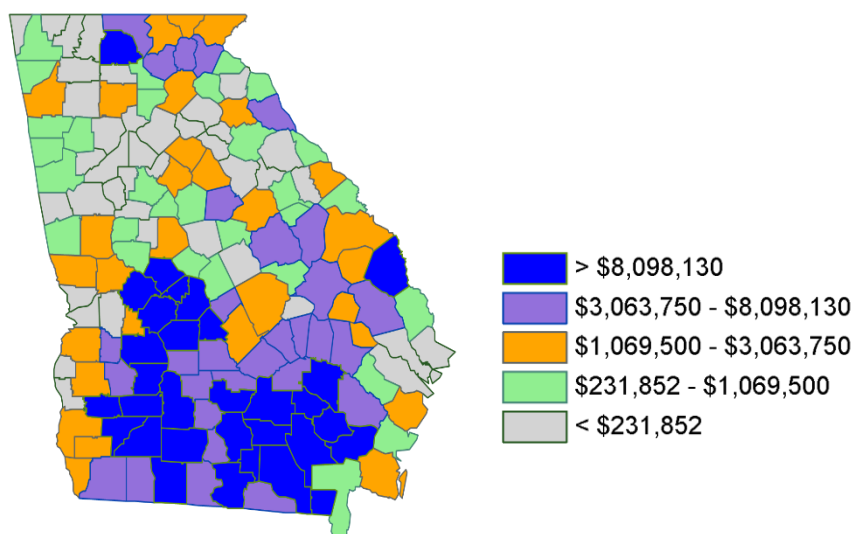
Row & Forage Crops Farm Gate Value Map: 2021

GA = \$2,915,178,860



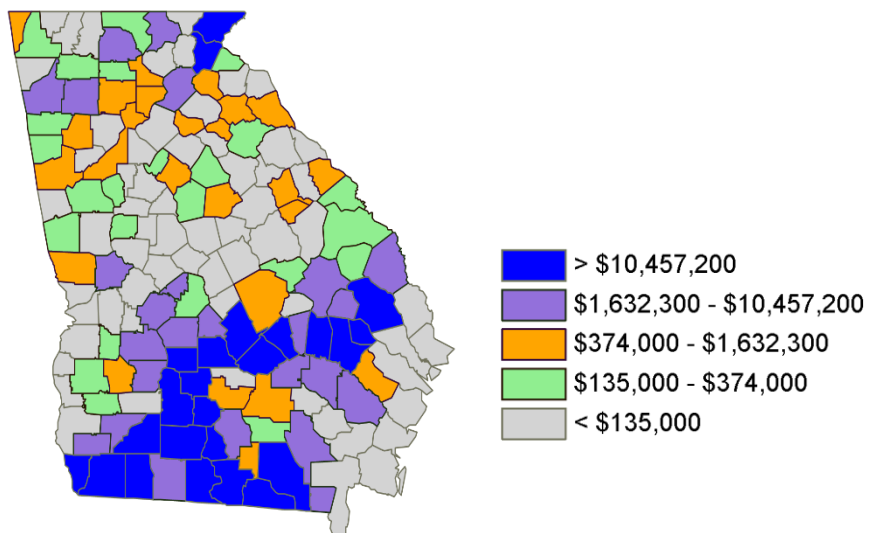
Fruit & Nut Crops Farm Gate Value Map: 2021

GA = \$912,076,545



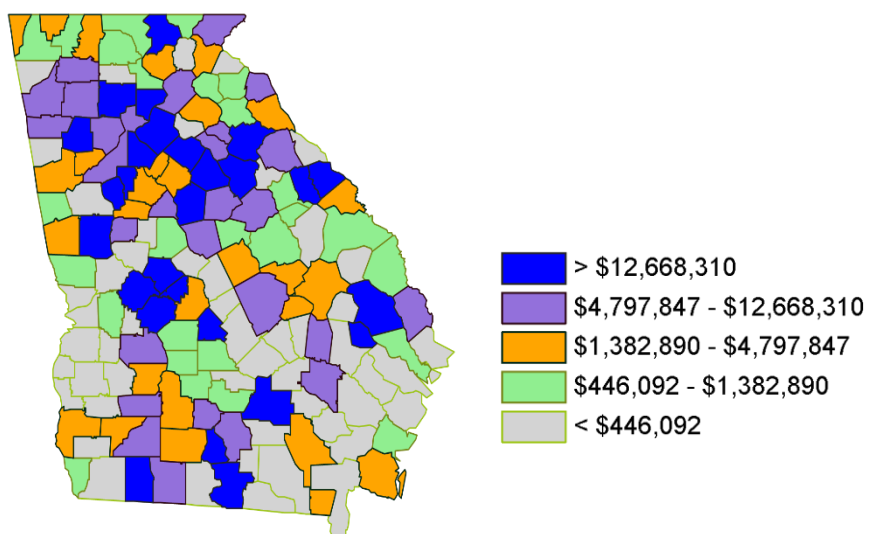
Vegetables Farm Gate Value Map: 2021

GA = \$1,337,974,658



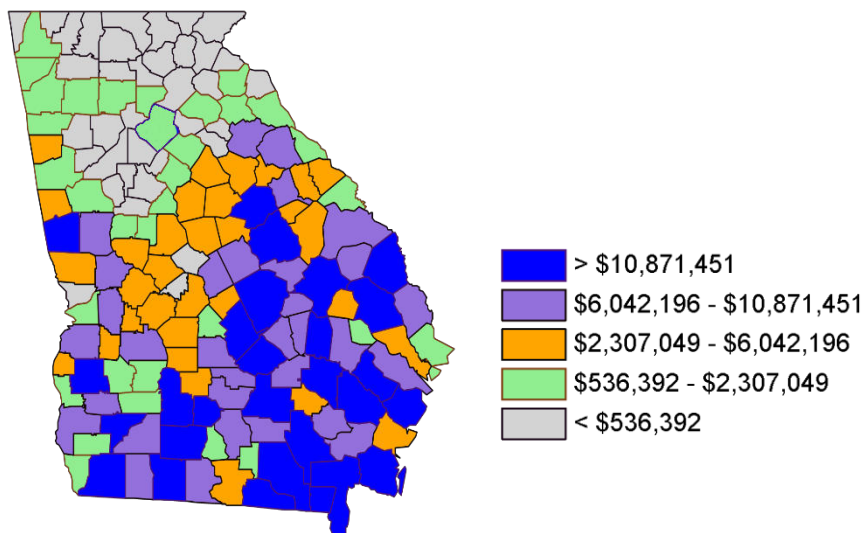
Ornamental Horticulture Farm Gate Value Map: 2021

GA = \$1,237,792,829



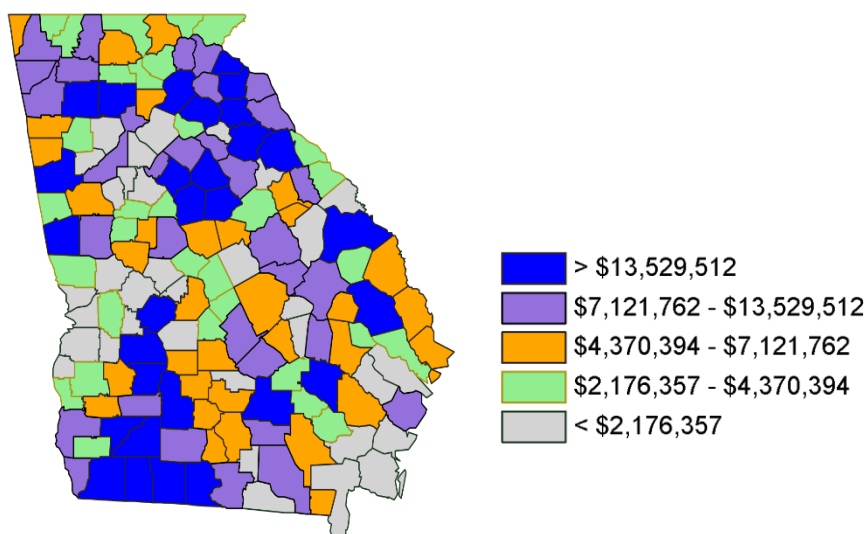
Forestry & Products Farm Gate Value Map: 2021

GA = \$858,214,933



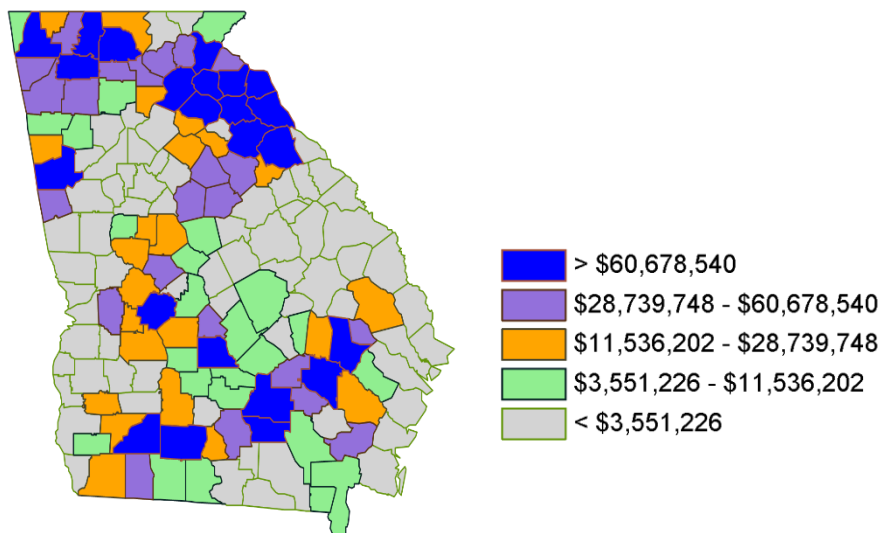
Livestock & Aquaculture Farm Gate Value Map: 2021

GA = \$1,404,366,489



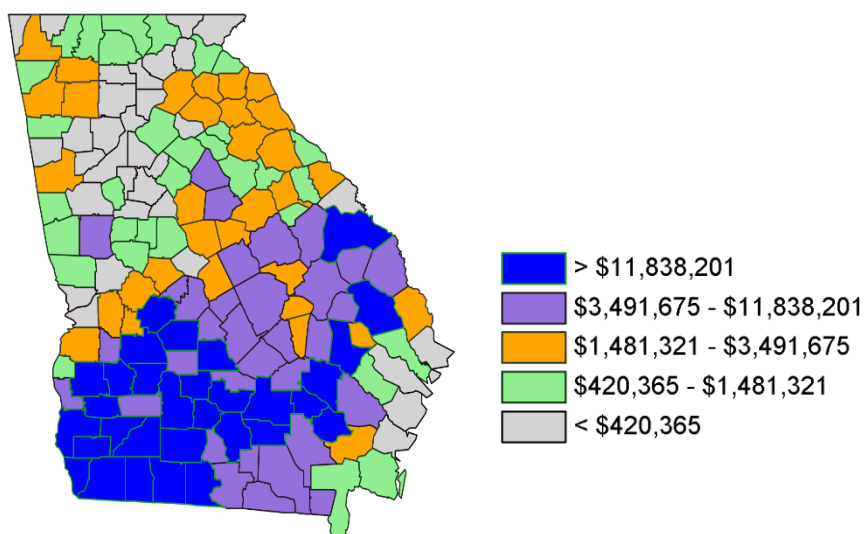
Poultry & Egg Farm Gate Value Map: 2021

GA = \$4,942,251,717



Other Income Farm Gate Value Map: 2021

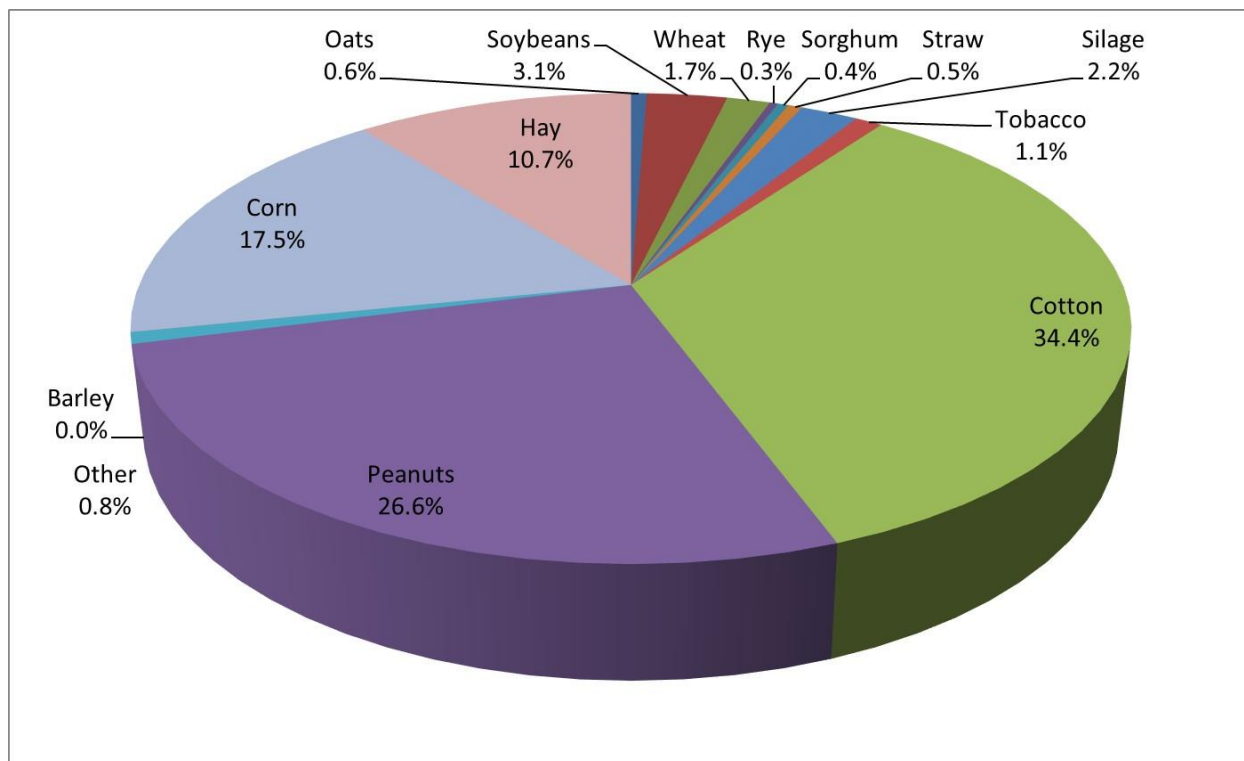
GA = \$1,086,079,587



2021 Georgia Row and Forage Crops Farm Gate Value

\$2,915,178,860

Row and Forage Crops 2021 Farm Gate Value



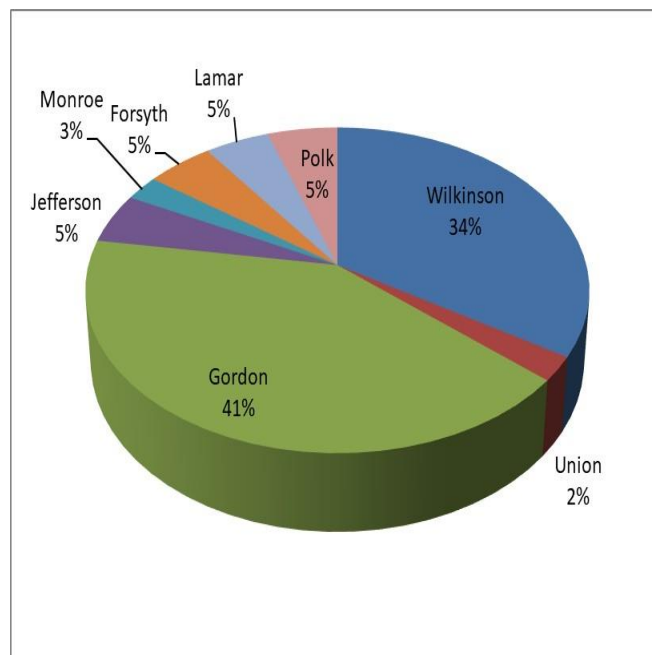
Barley Farm Gate Value 2021

| Rank | County | Acres | Bu/Acre | \$/Bu | Farm Gate | Rank | County | Acres | Bu/Acre | \$/Bu | Farm Gate |
|------|---------------|-------|---------|--------|-----------|------|------------|-------|---------|--------|-----------|
| - | Appling | | | | \$0 | - | Gilmer | | | | \$0 |
| - | Atkinson | | | | \$0 | - | Glascok | | | | \$0 |
| - | Bacon | | | | \$0 | - | Glynn | | | | \$0 |
| - | Baker | | | | \$0 | 1 | Gordon | 344 | 60 | \$5.15 | \$107,004 |
| - | Baldwin | | | | \$0 | - | Grady | | | | \$0 |
| - | Banks | | | | \$0 | - | Greene | | | | \$0 |
| - | Barrow | | | | \$0 | - | Gwinnett | | | | \$0 |
| - | Bartow | | | | \$0 | - | Habersham | | | | \$0 |
| - | Ben Hill | | | | \$0 | - | Hall | | | | \$0 |
| - | Berrien | | | | \$0 | - | Hancock | | | | \$0 |
| - | Bibb | | | | \$0 | - | Haralson | | | | \$0 |
| - | Bleckley | | | | \$0 | - | Harris | | | | \$0 |
| - | Brantley | | | | \$0 | - | Hart | | | | \$0 |
| - | Brooks | | | | \$0 | - | Heard | | | | \$0 |
| - | Bryan | | | | \$0 | - | Henry | | | | \$0 |
| - | Bulloch | | | | \$0 | - | Houston | | | | \$0 |
| - | Burke | | | | \$0 | - | Irwin | | | | \$0 |
| - | Butts | | | | \$0 | - | Jackson | | | | \$0 |
| - | Calhoun | | | | \$0 | - | Jasper | | | | \$0 |
| - | Camden | | | | \$0 | - | Jeff Davis | | | | \$0 |
| - | Candler | | | | \$0 | 4 | Jefferson | 42 | 60 | \$5.15 | \$12,978 |
| - | Carroll | | | | \$0 | - | Jenkins | | | | \$0 |
| - | Catoosa | | | | \$0 | - | Johnson | | | | \$0 |
| - | Charlton | | | | \$0 | - | Jones | | | | \$0 |
| - | Chatham | | | | \$0 | 6 | Lamar | 40 | 60 | \$5.15 | \$12,442 |
| - | Chattahoochee | | | | \$0 | - | Lanier | | | | \$0 |
| - | Chattooga | | | | \$0 | - | Laurens | | | | \$0 |
| - | Cherokee | | | | \$0 | - | Lee | | | | \$0 |
| - | Clarke | | | | \$0 | - | Liberty | | | | \$0 |
| - | Clay | | | | \$0 | - | Lincoln | | | | \$0 |
| - | Clayton | | | | \$0 | - | Long | | | | \$0 |
| - | Clinch | | | | \$0 | - | Lowndes | | | | \$0 |
| - | Cobb | | | | \$0 | - | Lumpkin | | | | \$0 |
| - | Coffee | | | | \$0 | - | Macon | | | | \$0 |
| - | Colquitt | | | | \$0 | - | Madison | | | | \$0 |
| - | Columbia | | | | \$0 | - | Marion | | | | \$0 |
| - | Cook | | | | \$0 | - | McDuffie | | | | \$0 |
| - | Coweta | | | | \$0 | - | McIntosh | | | | \$0 |
| - | Crawford | | | | \$0 | - | Meriwether | | | | \$0 |
| - | Crisp | | | | \$0 | - | Miller | | | | \$0 |
| - | Dade | | | | \$0 | - | Mitchell | | | | \$0 |
| - | Dawson | | | | \$0 | 7 | Monroe | 18 | 78 | \$4.70 | \$6,556 |
| - | Decatur | | | | \$0 | - | Montgomery | | | | \$0 |
| - | Dekalb | | | | \$0 | - | Morgan | | | | \$0 |
| - | Dodge | | | | \$0 | - | Murray | | | | \$0 |
| - | Dooly | | | | \$0 | - | Muscogee | | | | \$0 |
| - | Dougherty | | | | \$0 | - | Newton | | | | \$0 |
| - | Douglas | | | | \$0 | - | Oconee | | | | \$0 |
| - | Early | | | | \$0 | - | Oglethorpe | | | | \$0 |
| - | Echols | | | | \$0 | - | Paulding | | | | \$0 |
| - | Effingham | | | | \$0 | - | Peach | | | | \$0 |
| - | Elbert | | | | \$0 | - | Pickens | | | | \$0 |
| - | Emanuel | | | | \$0 | - | Pierce | | | | \$0 |
| - | Evans | | | | \$0 | - | Pike | | | | \$0 |
| - | Fannin | | | | \$0 | 3 | Polk | 35 | 78 | \$5.00 | \$13,562 |
| - | Fayette | | | | \$0 | - | Pulaski | | | | \$0 |
| - | Floyd | | | | \$0 | - | Putnam | | | | \$0 |
| 5 | Forsyth | 41 | 60 | \$5.15 | \$12,868 | - | Quitman | | | | \$0 |
| - | Franklin | | | | \$0 | - | Rabun | | | | \$0 |
| - | Fulton | | | | \$0 | - | Randolph | | | | \$0 |

| Rank | County | Acres | Bu/Acre | \$/Bu | Farm Gate |
|------------------------------------|------------|--------------|--------------|---------------|------------------|
| - | Richmond | | | | \$0 |
| - | Rockdale | | | | \$0 |
| - | Schley | | | | \$0 |
| - | Screven | | | | \$0 |
| - | Seminole | | | | \$0 |
| - | Spalding | | | | \$0 |
| - | Stephens | | | | \$0 |
| - | Stewart | | | | \$0 |
| - | Sumter | | | | \$0 |
| - | Talbot | | | | \$0 |
| - | Taliaferro | | | | \$0 |
| - | Tattnall | | | | \$0 |
| - | Taylor | | | | \$0 |
| - | Telfair | | | | \$0 |
| - | Terrell | | | | \$0 |
| - | Thomas | | | | \$0 |
| - | Tift | | | | \$0 |
| - | Toombs | | | | \$0 |
| - | Towns | | | | \$0 |
| - | Treutlen | | | | \$0 |
| - | Troup | | | | \$0 |
| - | Turner | | | | \$0 |
| - | Twiggs | | | | \$0 |
| 8 | Union | 20 | 60 | \$5.15 | \$6,221 |
| - | Upson | | | | \$0 |
| - | Walker | | | | \$0 |
| - | Walton | | | | \$0 |
| - | Ware | | | | \$0 |
| - | Warren | | | | \$0 |
| - | Washington | | | | \$0 |
| - | Wayne | | | | \$0 |
| - | Webster | | | | \$0 |
| - | Wheeler | | | | \$0 |
| - | White | | | | \$0 |
| - | Whitfield | | | | \$0 |
| - | Wilcox | | | | \$0 |
| - | Wilkes | | | | \$0 |
| 2 | Wilkinson | 283 | 60 | \$5.15 | \$88,107 |
| - | Worth | | | | \$0 |
| Totals & Avg. | | 823 | 61.48 | \$5.13 | \$259,742 |
| Percent of Row & Forage | | 0.01% | | | |

Top Ten Counties

For Barley



Top Ten Counties by Value - Barley

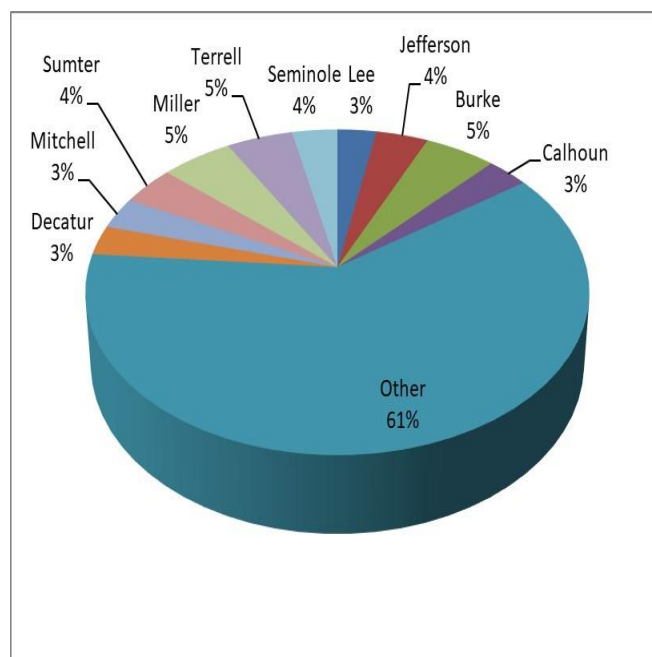
| County | Acres | Yield | Price | Farm Gate |
|-----------|-------|-------|--------|-----------|
| Gordon | 344 | 60 | \$5.15 | \$107,004 |
| Wilkinson | 283 | 60 | \$5.15 | \$88,107 |
| Polk | 35 | 78 | \$5.00 | \$13,562 |
| Jefferson | 42 | 60 | \$5.15 | \$12,978 |
| Forsyth | 41 | 60 | \$5.15 | \$12,868 |
| Lamar | 40 | 60 | \$5.15 | \$12,442 |
| Monroe | 18 | 78 | \$4.70 | \$6,556 |
| Union | 20 | 60 | \$5.15 | \$6,221 |
| Appling | | | | \$0 |
| Atkinson | | | | \$0 |

Corn Farm Gate Value 2021

| Rank | County | Acres | Bu/Acre | \$/Bu | Farm Gate | Rank | County | Acres | Bu/Acre | \$/Bu | Farm Gate |
|------|---------------|--------|---------|--------|--------------|------|------------|--------|---------|--------|--------------|
| 46 | Appling | 3,272 | 182 | \$5.80 | \$3,454,398 | 110 | Gilmer | 206 | 200 | \$5.80 | \$238,960 |
| 38 | Atkinson | 3,802 | 182 | \$5.80 | \$4,013,391 | 62 | Glascocock | 1,750 | 170 | \$5.75 | \$1,710,625 |
| 30 | Bacon | 4,877 | 180 | \$6.00 | \$5,267,160 | - | Glynn | | | | \$0 |
| 16 | Baker | 12,000 | 185 | \$4.25 | \$9,435,000 | 43 | Gordon | 3,569 | 182 | \$5.80 | \$3,767,436 |
| 116 | Baldwin | 140 | 182 | \$5.80 | \$147,784 | 18 | Grady | 8,039 | 190 | \$5.80 | \$8,858,978 |
| 101 | Banks | 400 | 130 | \$5.80 | \$301,600 | 128 | Greene | 25 | 185 | \$5.80 | \$26,825 |
| - | Barrow | | | | \$0 | - | Gwinnett | | | | \$0 |
| 57 | Bartow | 2,070 | 182 | \$5.80 | \$2,185,092 | 65 | Habersham | 1,500 | 182 | \$5.80 | \$1,583,400 |
| 40 | Ben Hill | 3,725 | 180 | \$5.80 | \$3,888,900 | 75 | Hall | 881 | 182 | \$5.80 | \$929,983 |
| 17 | Berrien | 8,711 | 182 | \$5.80 | \$9,195,331 | 113 | Hancock | 200 | 170 | \$5.80 | \$197,200 |
| 126 | Bibb | 45 | 182 | \$5.80 | \$47,502 | 98 | Haralson | 300 | 182 | \$5.80 | \$316,680 |
| 32 | Bleckley | 4,668 | 190 | \$5.80 | \$5,143,926 | 83 | Harris | 450 | 170 | \$8.00 | \$612,000 |
| 82 | Brantley | 935 | 110 | \$6.00 | \$617,100 | 64 | Hart | 2,297 | 170 | \$4.30 | \$1,679,362 |
| 45 | Brooks | 3,293 | 182 | \$5.80 | \$3,476,090 | 112 | Heard | 271 | 180 | \$4.30 | \$209,754 |
| 118 | Bryan | 200 | 100 | \$5.80 | \$116,000 | 129 | Henry | 21 | 182 | \$5.80 | \$22,167 |
| 34 | Bulloch | 4,333 | 182 | \$5.80 | \$4,573,914 | 59 | Houston | 1,883 | 200 | \$5.50 | \$2,071,300 |
| 1 | Burke | 23,250 | 200 | \$5.80 | \$26,970,000 | 15 | Irwin | 10,536 | 182 | \$5.80 | \$11,121,801 |
| - | Butts | | | | \$0 | 114 | Jackson | 173 | 182 | \$5.80 | \$182,618 |
| 8 | Calhoun | 12,933 | 210 | \$5.80 | \$15,752,394 | 123 | Jasper | 50 | 182 | \$5.80 | \$52,780 |
| - | Camden | | | | \$0 | 26 | Jeff Davis | 5,333 | 188 | \$5.80 | \$5,815,103 |
| 76 | Candler | 734 | 182 | \$6.00 | \$801,528 | 5 | Jefferson | 15,500 | 212 | \$6.00 | \$19,716,000 |
| 99 | Carroll | 232 | 232 | \$5.80 | \$312,004 | 37 | Jenkins | 3,974 | 182 | \$5.80 | \$4,194,954 |
| 119 | Catoosa | 125 | 180 | \$4.30 | \$96,750 | 51 | Johnson | 2,500 | 190 | \$6.00 | \$2,850,000 |
| 132 | Charlton | 38 | 60 | \$6.00 | \$13,680 | 122 | Jones | 60 | 182 | \$5.80 | \$63,336 |
| - | Chatham | | | | \$0 | 105 | Lamar | 257 | 182 | \$5.80 | \$271,774 |
| - | Chattahoochee | | | | \$0 | 61 | Lanier | 1,859 | 182 | \$5.80 | \$1,962,360 |
| 67 | Chattooga | 1,333 | 182 | \$5.80 | \$1,407,399 | 28 | Laurens | 5,832 | 169 | \$5.80 | \$5,699,613 |
| - | Cherokee | | | | \$0 | 10 | Lee | 14,027 | 182 | \$5.80 | \$14,806,901 |
| - | Clarke | | | | \$0 | 111 | Liberty | 240 | 160 | \$5.50 | \$211,200 |
| 47 | Clay | 3,133 | 180 | \$5.78 | \$3,259,219 | - | Lincoln | | | | \$0 |
| - | Clayton | | | | \$0 | 96 | Long | 300 | 180 | \$6.00 | \$324,000 |
| 72 | Clinch | 1,023 | 182 | \$5.80 | \$1,079,878 | 73 | Lowndes | 1,020 | 182 | \$5.80 | \$1,076,712 |
| - | Cobb | | | | \$0 | 89 | Lumpkin | 500 | 182 | \$5.80 | \$527,800 |
| 22 | Coffee | 7,243 | 182 | \$5.80 | \$7,645,710 | 14 | Macon | 10,903 | 182 | \$5.80 | \$11,509,206 |
| 21 | Colquitt | 6,159 | 220 | \$5.80 | \$7,858,884 | 97 | Madison | 301 | 182 | \$5.80 | \$317,735 |
| 125 | Columbia | 50 | 180 | \$5.50 | \$49,500 | 68 | Marion | 1,271 | 182 | \$5.80 | \$1,341,667 |
| 31 | Cook | 4,984 | 182 | \$5.80 | \$5,261,110 | 103 | McDuffie | 288 | 170 | \$5.80 | \$283,968 |
| 106 | Coweta | 257 | 182 | \$5.80 | \$270,782 | - | McIntosh | | | | \$0 |
| 81 | Crawford | 800 | 180 | \$4.30 | \$619,200 | 95 | Meriwether | 500 | 180 | \$4.30 | \$387,000 |
| 52 | Crisp | 2,643 | 182 | \$5.80 | \$2,789,950 | 2 | Miller | 20,414 | 220 | \$6.00 | \$26,946,480 |
| 69 | Dade | 1,200 | 182 | \$5.80 | \$1,266,720 | 7 | Mitchell | 13,727 | 202 | \$5.80 | \$16,082,553 |
| 93 | Dawson | 400 | 182 | \$5.80 | \$422,240 | 127 | Monroe | 45 | 180 | \$4.30 | \$34,830 |
| 9 | Decatur | 11,963 | 216 | \$5.80 | \$14,987,496 | 74 | Montgomery | 963 | 185 | \$5.80 | \$1,033,299 |
| - | Dekalb | | | | \$0 | 55 | Morgan | 2,750 | 145 | \$5.80 | \$2,312,750 |
| 48 | Dodge | 2,778 | 200 | \$5.80 | \$3,222,480 | 84 | Murray | 564 | 182 | \$5.80 | \$595,854 |
| 19 | Dooly | 8,200 | 182 | \$5.80 | \$8,655,920 | - | Muscogee | | | | \$0 |
| 53 | Dougherty | 2,500 | 182 | \$5.80 | \$2,639,000 | 104 | Newton | 250 | 188 | \$5.80 | \$272,600 |
| - | Douglas | | | | \$0 | 135 | Oconee | 3 | 29 | \$5.80 | \$495 |
| 11 | Early | 11,419 | 195 | \$5.85 | \$13,026,224 | 77 | Oglethorpe | 750 | 182 | \$5.80 | \$791,700 |
| 100 | Echols | 300 | 225 | \$4.50 | \$303,750 | 123 | Paulding | 50 | 182 | \$5.80 | \$52,780 |
| 71 | Effingham | 1,100 | 173 | \$5.80 | \$1,103,740 | 60 | Peach | 1,700 | 200 | \$5.85 | \$1,989,000 |
| 86 | Elbert | 550 | 182 | \$5.80 | \$580,580 | 131 | Pickens | 15 | 180 | \$5.60 | \$15,120 |
| 41 | Emanuel | 3,650 | 182 | \$5.80 | \$3,852,940 | 12 | Pierce | 10,850 | 195 | \$6.00 | \$12,694,500 |
| 66 | Evans | 1,447 | 182 | \$6.00 | \$1,580,124 | 134 | Pike | 3 | 182 | \$5.80 | \$3,166 |
| 117 | Fannin | 182 | 180 | \$4.50 | \$147,420 | 63 | Polk | 2,200 | 180 | \$4.30 | \$1,702,800 |
| - | Fayette | | | | \$0 | 44 | Pulaski | 3,500 | 180 | \$5.80 | \$3,654,000 |
| 39 | Floyd | 2,300 | 225 | \$7.57 | \$3,918,071 | 94 | Putnam | 400 | 180 | \$5.80 | \$417,600 |
| 121 | Forsyth | 65 | 182 | \$5.80 | \$68,614 | 109 | Quitman | 235 | 183 | \$5.70 | \$244,919 |
| 58 | Franklin | 2,000 | 182 | \$5.80 | \$2,111,200 | 130 | Rabun | 25 | 180 | \$4.30 | \$19,350 |
| 133 | Fulton | 9 | 180 | \$4.30 | \$6,966 | 13 | Randolph | 10,902 | 192 | \$5.78 | \$12,079,699 |

| Rank | County | Acres | Bu/Acre | \$/Bu | Farm Gate |
|------------------------------------|------------|----------------|---------------|---------------|----------------------|
| 107 | Richmond | 251 | 182 | \$5.80 | \$264,955 |
| 120 | Rockdale | 155 | 114 | \$4.40 | \$77,748 |
| 79 | Schley | 750 | 150 | \$5.80 | \$652,500 |
| 23 | Screven | 6,987 | 182 | \$5.80 | \$7,375,477 |
| 6 | Seminole | 12,588 | 230 | \$5.95 | \$17,226,678 |
| - | Spalding | | | | \$0 |
| 108 | Stephens | 425 | 100 | \$5.80 | \$246,500 |
| 70 | Stewart | 959 | 200 | \$5.80 | \$1,112,440 |
| 4 | Sumter | 19,165 | 182 | \$5.80 | \$20,230,574 |
| 124 | Talbot | 40 | 185 | \$7.00 | \$51,800 |
| - | Taliaferro | | | | \$0 |
| 35 | Tattnall | 5,707 | 180 | \$4.30 | \$4,417,357 |
| 90 | Taylor | 500 | 175 | \$5.85 | \$511,875 |
| 54 | Telfair | 2,460 | 182 | \$5.80 | \$2,596,776 |
| 3 | Terrell | 19,308 | 215 | \$6.05 | \$25,114,881 |
| 42 | Thomas | 3,256 | 200 | \$5.80 | \$3,776,960 |
| 36 | Tift | 3,886 | 192 | \$5.80 | \$4,327,449 |
| 29 | Toombs | 4,978 | 185 | \$5.80 | \$5,341,394 |
| 115 | Towns | 150 | 182 | \$5.80 | \$158,340 |
| 85 | Treutlen | 564 | 182 | \$5.80 | \$595,675 |
| - | Troup | | | | \$0 |
| 24 | Turner | 4,603 | 260 | \$6.10 | \$7,299,723 |
| 87 | Twiggs | 530 | 182 | \$5.80 | \$559,003 |
| 93 | Union | 400 | 182 | \$5.80 | \$422,240 |
| 92 | Upson | 417 | 182 | \$5.80 | \$440,575 |
| 56 | Walker | 2,248 | 170 | \$5.80 | \$2,216,528 |
| 102 | Walton | 274 | 182 | \$5.80 | \$289,234 |
| 50 | Ware | 2,600 | 185 | \$6.00 | \$2,886,000 |
| 91 | Warren | 480 | 170 | \$5.50 | \$448,800 |
| 27 | Washington | 5,100 | 190 | \$6.00 | \$5,814,000 |
| 25 | Wayne | 6,114 | 190 | \$6.00 | \$6,969,960 |
| 33 | Webster | 4,567 | 190 | \$5.80 | \$5,032,834 |
| - | Wheeler | | | | \$0 |
| 78 | White | 700 | 182 | \$5.80 | \$738,920 |
| 88 | Whitfield | 660 | 140 | \$5.80 | \$535,920 |
| 49 | Wilcox | 2,841 | 182 | \$5.80 | \$2,998,959 |
| 80 | Wilkes | 813 | 180 | \$4.30 | \$629,579 |
| - | Wilkinson | | | | \$0 |
| 20 | Worth | 7,136 | 190 | \$5.80 | \$7,863,872 |
| Totals & Avg. | | 455,245 | 193.28 | \$5.79 | \$509,054,907 |
| Percent of Row & Forage | | 17.46% | | | |

Top Ten Counties For Corn



Top Ten Counties by Value - Corn

| County | Acres | Yield | Price | Farm Gate |
|-----------|--------|-------|--------|--------------|
| Burke | 23,250 | 200 | \$5.80 | \$26,970,000 |
| Miller | 20,414 | 220 | \$6.00 | \$26,946,480 |
| Terrell | 19,308 | 215 | \$6.05 | \$25,114,881 |
| Sumter | 19,165 | 182 | \$5.80 | \$20,230,574 |
| Jefferson | 15,500 | 212 | \$6.00 | \$19,716,000 |
| Seminole | 12,588 | 230 | \$5.95 | \$17,226,678 |
| Mitchell | 13,727 | 202 | \$5.80 | \$16,082,553 |
| Calhoun | 12,933 | 210 | \$5.80 | \$15,752,394 |
| Decatur | 11,963 | 216 | \$5.80 | \$14,987,496 |
| Lee | 14,027 | 182 | \$5.80 | \$14,806,901 |

Cotton Farm Gate Value 2021

| Rank | County | Acres | Lb/Acre | \$/Lb | Farm Gate | Rank | County | Acres | Lb/Acre | \$/Lb | Farm Gate |
|------|---------------|--------|---------|--------|--------------|------|------------|--------|---------|--------|--------------|
| 13 | Appling | 28,000 | 931 | \$0.87 | \$22,679,160 | - | Gilmer | | | | \$0 |
| 25 | Atkinson | 16,951 | 980 | \$1.00 | \$16,611,980 | 59 | Glascocock | 4,650 | 850 | \$0.85 | \$3,359,625 |
| 39 | Bacon | 12,521 | 900 | \$0.87 | \$9,803,943 | - | Glynn | | | | \$0 |
| 24 | Baker | 19,500 | 1050 | \$0.85 | \$17,403,750 | 78 | Gordon | 531 | 931 | \$0.87 | \$430,094 |
| - | Baldwin | | | | \$0 | 30 | Grady | 20,111 | 800 | \$0.87 | \$13,997,256 |
| - | Banks | | | | \$0 | - | Greene | | | | \$0 |
| - | Barrow | | | | \$0 | - | Gwinnett | | | | \$0 |
| 70 | Bartow | 1,618 | 931 | \$0.87 | \$1,310,531 | - | Habersham | | | | \$0 |
| 41 | Ben Hill | 11,210 | 931 | \$0.87 | \$9,079,763 | - | Hall | | | | \$0 |
| 16 | Berrien | 25,460 | 931 | \$0.87 | \$20,621,892 | 88 | Hancock | 45 | 931 | \$0.87 | \$36,448 |
| - | Bibb | | | | \$0 | - | Haralson | | | | \$0 |
| 40 | Bleckley | 11,266 | 931 | \$0.87 | \$9,125,097 | - | Harris | | | | \$0 |
| 90 | Brantley | 38 | 900 | \$0.87 | \$29,754 | - | Hart | | | | \$0 |
| 6 | Brooks | 39,344 | 931 | \$0.87 | \$31,867,459 | - | Heard | | | | \$0 |
| 80 | Bryan | 600 | 700 | \$0.85 | \$357,000 | - | Henry | | | | \$0 |
| 5 | Bulloch | 44,122 | 931 | \$0.87 | \$35,737,496 | 55 | Houston | 6,045 | 800 | \$0.95 | \$4,593,979 |
| 18 | Burke | 25,000 | 931 | \$0.87 | \$20,249,250 | 11 | Irwin | 28,545 | 931 | \$0.87 | \$23,120,593 |
| - | Butts | | | | \$0 | - | Jackson | | | | \$0 |
| 26 | Calhoun | 17,712 | 1000 | \$0.87 | \$15,409,440 | 87 | Jasper | 103 | 931 | \$0.92 | \$88,221 |
| - | Camden | | | | \$0 | 37 | Jeff Davis | 13,451 | 931 | \$0.85 | \$10,644,448 |
| 38 | Candler | 11,590 | 931 | \$0.93 | \$10,034,969 | 35 | Jefferson | 14,000 | 950 | \$0.90 | \$11,970,000 |
| - | Carroll | | | | \$0 | 33 | Jenkins | 16,242 | 931 | \$0.87 | \$13,155,532 |
| - | Catoosa | | | | \$0 | 63 | Johnson | 2,645 | 1250 | \$0.90 | \$2,975,625 |
| - | Charlton | | | | \$0 | - | Jones | | | | \$0 |
| - | Chatham | | | | \$0 | 74 | Lamar | 818 | 931 | \$0.87 | \$662,458 |
| - | Chattahoochee | | | | \$0 | 50 | Lanier | 7,020 | 931 | \$0.87 | \$5,685,989 |
| 72 | Chattooga | 941 | 900 | \$0.87 | \$736,779 | 54 | Laurens | 6,080 | 924 | \$0.87 | \$4,887,590 |
| - | Cherokee | | | | \$0 | 32 | Lee | 16,673 | 931 | \$0.87 | \$13,504,629 |
| 91 | Clarke | 35 | 931 | \$0.87 | \$28,348 | - | Liberty | | | | \$0 |
| 60 | Clay | 4,023 | 929 | \$0.88 | \$3,289,103 | - | Lincoln | | | | \$0 |
| - | Clayton | | | | \$0 | - | Long | | | | \$0 |
| 79 | Clinch | 521 | 931 | \$0.87 | \$421,994 | 44 | Lowndes | 9,358 | 931 | \$0.87 | \$7,579,699 |
| - | Cobb | | | | \$0 | - | Lumpkin | | | | \$0 |
| 7 | Coffee | 35,068 | 931 | \$0.87 | \$28,404,027 | 28 | Macon | 18,631 | 931 | \$0.87 | \$15,090,551 |
| 2 | Colquitt | 53,337 | 1000 | \$0.87 | \$46,403,190 | - | Madison | | | | \$0 |
| - | Columbia | | | | \$0 | 67 | Marion | 1,790 | 931 | \$1.00 | \$1,666,490 |
| 34 | Cook | 15,832 | 950 | \$0.87 | \$13,085,148 | 92 | McDuffie | 48 | 580 | \$0.87 | \$24,220 |
| - | Coweta | | | | \$0 | - | McIntosh | | | | \$0 |
| 75 | Crawford | 1,100 | 887 | \$0.65 | \$634,205 | - | Meriwether | | | | \$0 |
| 8 | Crisp | 30,199 | 931 | \$0.87 | \$24,460,284 | 21 | Miller | 21,751 | 950 | \$0.95 | \$19,630,277 |
| - | Dade | | | | \$0 | 4 | Mitchell | 50,766 | 900 | \$0.87 | \$39,749,778 |
| - | Dawson | | | | \$0 | - | Monroe | | | | \$0 |
| 12 | Decatur | 30,220 | 869 | \$0.87 | \$22,847,067 | 52 | Montgomery | 6,132 | 931 | \$0.87 | \$4,966,736 |
| - | Dekalb | | | | \$0 | 68 | Morgan | 1,565 | 1000 | \$1.00 | \$1,565,000 |
| 31 | Dodge | 16,732 | 950 | \$0.87 | \$13,828,998 | - | Murray | | | | \$0 |
| 1 | Dooly | 75,100 | 950 | \$0.87 | \$62,070,150 | - | Muscogee | | | | \$0 |
| 51 | Dougherty | 6,500 | 931 | \$0.87 | \$5,264,805 | 84 | Newton | 250 | 945 | \$0.87 | \$205,537 |
| - | Douglas | | | | \$0 | 83 | Oconee | 300 | 931 | \$0.87 | \$242,991 |
| 10 | Early | 30,585 | 900 | \$0.87 | \$23,948,055 | 83 | Oglethorpe | 300 | 931 | \$0.87 | \$242,991 |
| 76 | Echols | 700 | 900 | \$0.87 | \$548,100 | - | Paulding | | | | \$0 |
| 48 | Effingham | 7,000 | 1000 | \$0.92 | \$6,440,000 | 77 | Peach | 600 | 900 | \$0.87 | \$469,800 |
| 85 | Elbert | 243 | 900 | \$0.87 | \$190,269 | - | Pickens | | | | \$0 |
| 29 | Emanuel | 17,000 | 931 | \$0.90 | \$14,244,300 | 45 | Pierce | 10,089 | 850 | \$0.87 | \$7,460,815 |
| 62 | Evans | 3,515 | 931 | \$0.92 | \$3,010,667 | 94 | Pike | 2 | 931 | \$0.87 | \$1,619 |
| - | Fannin | | | | \$0 | 71 | Polk | 1,878 | 950 | \$0.70 | \$1,248,743 |
| - | Fayette | | | | \$0 | 19 | Pulaski | 23,000 | 1000 | \$0.87 | \$20,010,000 |
| 64 | Floyd | 3,067 | 931 | \$0.87 | \$2,484,177 | - | Putnam | | | | \$0 |
| - | Forsyth | | | | \$0 | - | Quitman | | | | \$0 |
| 93 | Franklin | 22 | 931 | \$0.87 | \$17,819 | - | Rabun | | | | \$0 |
| - | Fulton | | | | \$0 | 47 | Randolph | 8,989 | 962 | \$0.84 | \$7,263,936 |

| Rank | County | Acres | Lb/Acre | \$/Lb | Farm Gate |
|------|------------|--------|---------|--------|--------------|
| - | Richmond | | | | \$0 |
| - | Rockdale | | | | \$0 |
| 73 | Schley | 900 | 931 | \$0.87 | \$728,973 |
| 14 | Screven | 27,832 | 931 | \$0.87 | \$22,543,085 |
| 20 | Seminole | 20,758 | 1100 | \$0.87 | \$19,865,406 |
| - | Spalding | | | | \$0 |
| - | Stephens | | | | \$0 |
| 58 | Stewart | 3,952 | 1000 | \$0.87 | \$3,438,240 |
| 27 | Sumter | 18,500 | 940 | \$0.87 | \$15,129,300 |
| - | Talbot | | | | \$0 |
| - | Taliaferro | | | | \$0 |
| 43 | Tattall | 8,517 | 950 | \$0.98 | \$7,929,140 |
| 69 | Taylor | 2,000 | 800 | \$0.87 | \$1,392,000 |
| 36 | Telfair | 14,628 | 931 | \$0.87 | \$11,848,241 |
| 23 | Terrell | 22,176 | 945 | \$0.89 | \$18,651,124 |
| 9 | Thomas | 27,765 | 1000 | \$0.87 | \$24,155,550 |
| 22 | Tift | 22,738 | 970 | \$0.89 | \$19,629,715 |
| 46 | Toombs | 8,983 | 935 | \$0.87 | \$7,307,221 |
| - | Towns | | | | \$0 |
| 53 | Treutlen | 3,814 | 1300 | \$1.00 | \$4,958,785 |
| - | Troup | | | | \$0 |
| 17 | Turner | 25,117 | 942 | \$0.87 | \$20,584,386 |
| 65 | Twiggs | 2,718 | 931 | \$0.87 | \$2,201,806 |
| - | Union | | | | \$0 |
| - | Upson | | | | \$0 |
| 86 | Walker | 126 | 931 | \$0.87 | \$102,056 |
| 82 | Walton | 310 | 937 | \$0.87 | \$252,708 |
| 57 | Ware | 4,950 | 825 | \$0.87 | \$3,552,862 |
| 66 | Warren | 3,000 | 850 | \$0.85 | \$2,167,500 |
| 61 | Washington | 3,000 | 1150 | \$0.90 | \$3,105,000 |
| 49 | Wayne | 7,239 | 930 | \$0.87 | \$5,857,074 |
| 42 | Webster | 6,744 | 1200 | \$1.00 | \$8,092,800 |
| 56 | Wheeler | 5,400 | 931 | \$0.87 | \$4,373,838 |
| - | White | | | | \$0 |
| - | Whitfield | | | | \$0 |
| 15 | Wilcox | 26,422 | 931 | \$0.87 | \$21,401,027 |
| 89 | Wilkes | 52 | 900 | \$0.68 | \$31,658 |
| 81 | Wilkinson | 363 | 931 | \$0.87 | \$294,132 |
| 3 | Worth | 53,508 | 950 | \$0.87 | \$44,224,362 |

Totals & Avg. 1,210,592 944.03 \$0.88 \$1,003,028,657

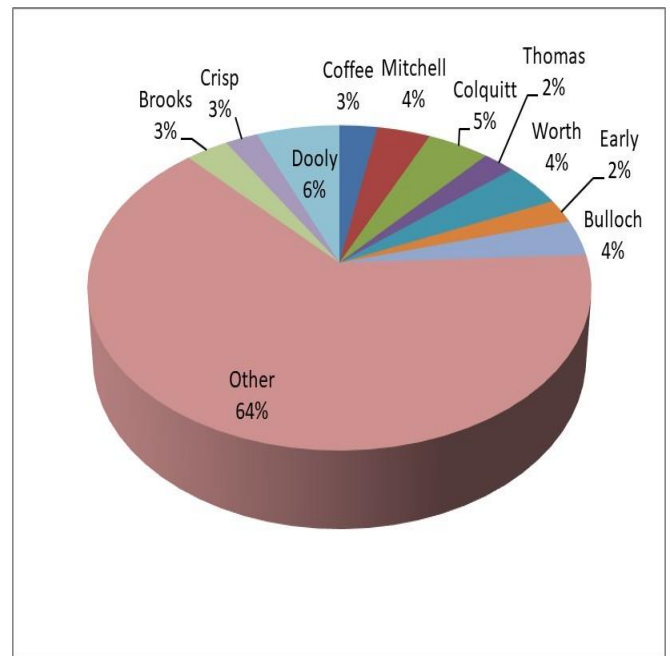
Percent of Row & Forage 34.41%

Top Ten Counties by Value - Cotton

| County | Acres | Yield | Price | Farm Gate |
|----------|--------|-------|--------|--------------|
| Dooley | 75,100 | 950 | \$0.87 | \$62,070,150 |
| Colquitt | 53,337 | 1000 | \$0.87 | \$46,403,190 |
| Worth | 53,508 | 950 | \$0.87 | \$44,224,362 |
| Mitchell | 50,766 | 900 | \$0.87 | \$39,749,778 |
| Bulloch | 44,122 | 931 | \$0.87 | \$35,737,496 |
| Brooks | 39,344 | 931 | \$0.87 | \$31,867,459 |
| Coffee | 35,068 | 931 | \$0.87 | \$28,404,027 |
| Crisp | 30,199 | 931 | \$0.87 | \$24,460,284 |
| Thomas | 27,765 | 1000 | \$0.87 | \$24,155,550 |
| Early | 30,585 | 900 | \$0.87 | \$23,948,055 |

Top Ten Counties

For Cotton

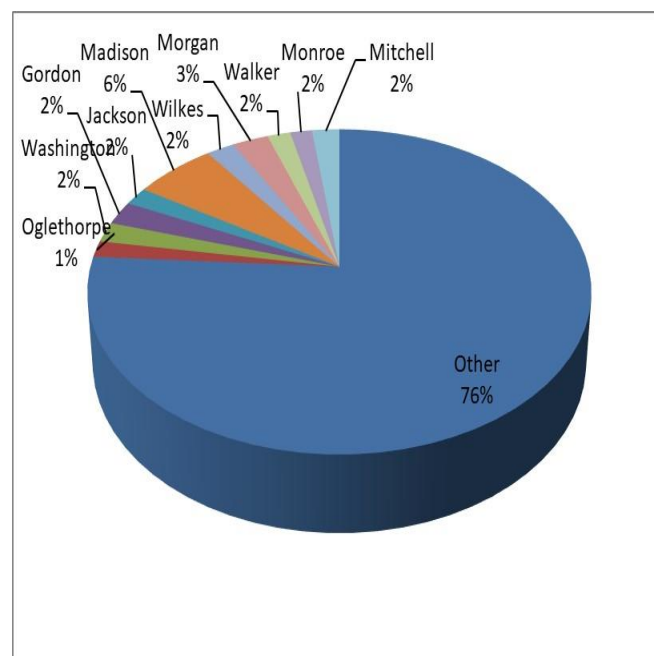


Hay Farm Gate Value 2021

| Ran County | Acres | Tons/Acr | \$/Ton | Farm Gate | Ran County | Acres | Tons/Acr | \$/Ton | Farm Gate |
|-----------------|--------|----------|----------|-------------|---------------|--------|----------|----------|--------------|
| 48 Appling | 6,500 | 3 | \$105.00 | \$2,184,000 | 51 Gilmer | 6,000 | 3 | \$105.00 | \$2,016,000 |
| 55 Atkinson | 5,336 | 3 | \$105.00 | \$1,792,896 | 75 Glascock | 3,200 | 4 | \$100.00 | \$1,152,000 |
| 53 Bacon | 5,469 | 3 | \$105.00 | \$1,837,584 | - Glynn | | | | \$0 |
| 16 Baker | 9,000 | 5 | \$100.00 | \$4,500,000 | 3 Gordon | 22,000 | 3 | \$105.00 | \$7,392,000 |
| 62 Baldwin | 5,000 | 3 | \$105.00 | \$1,680,000 | 20 Grady | 12,071 | 3 | \$105.00 | \$4,055,856 |
| 23 Banks | 9,000 | 4 | \$105.00 | \$3,780,000 | 23 Greene | 12,000 | 3 | \$105.00 | \$3,780,000 |
| 114 Barrow | 800 | 3 | \$105.00 | \$268,800 | 108 Gwinnett | 1,370 | 3 | \$105.00 | \$460,320 |
| 14 Bartow | 13,873 | 3 | \$105.00 | \$4,661,328 | 42 Habersham | 7,500 | 3 | \$105.00 | \$2,520,000 |
| 67 Ben Hill | 4,142 | 3 | \$105.00 | \$1,391,712 | 48 Hall | 6,500 | 3 | \$105.00 | \$2,184,000 |
| 33 Berrien | 9,066 | 3 | \$105.00 | \$3,046,176 | 98 Hancock | 2,000 | 3 | \$105.00 | \$672,000 |
| 90 Bibb | 2,548 | 3 | \$105.00 | \$856,128 | 40 Haralson | 8,000 | 3 | \$105.00 | \$2,688,000 |
| 29 Bleckley | 8,999 | 4 | \$105.00 | \$3,307,139 | 73 Harris | 3,500 | 3 | \$121.00 | \$1,270,500 |
| 82 Brantley | 2,900 | 4 | \$105.00 | \$1,065,750 | 12 Hart | 17,781 | 3 | \$100.00 | \$4,800,845 |
| 78 Brooks | 3,287 | 3 | \$105.00 | \$1,104,432 | 118 Heard | 656 | 3 | \$98.00 | \$173,577 |
| 122 Bryan | 250 | 4 | \$100.00 | \$87,500 | 74 Henry | 3,500 | 3 | \$105.00 | \$1,176,000 |
| 70 Bulloch | 4,000 | 3 | \$105.00 | \$1,344,000 | 58 Houston | 4,213 | 4 | \$110.00 | \$1,737,846 |
| 26 Burke | 10,000 | 3 | \$105.00 | \$3,360,000 | 34 Irwin | 9,000 | 3 | \$105.00 | \$3,024,000 |
| 127 Butts | 200 | 3 | \$85.00 | \$51,000 | 7 Jackson | 17,000 | 3 | \$105.00 | \$5,712,000 |
| 47 Calhoun | 6,467 | 3 | \$105.00 | \$2,206,863 | 40 Jasper | 8,000 | 3 | \$105.00 | \$2,688,000 |
| 128 Camden | 51 | 3 | \$105.00 | \$17,287 | 61 Jeff Davis | 4,009 | 4 | \$105.00 | \$1,683,780 |
| 79 Candler | 3,282 | 3 | \$105.00 | \$1,102,752 | 28 Jefferson | 9,000 | 4 | \$105.00 | \$3,307,500 |
| 13 Carroll | 14,026 | 3 | \$105.00 | \$4,712,736 | 110 Jenkins | 1,100 | 4 | \$105.00 | \$404,250 |
| 84 Catoosa | 3,400 | 3 | \$99.00 | \$976,140 | 51 Johnson | 3,200 | 5 | \$140.00 | \$2,016,000 |
| 105 Charlton | 1,488 | 4 | \$105.00 | \$546,840 | 96 Jones | 3,992 | 2 | \$105.00 | \$699,997 |
| - Chatham | | | | \$0 | 31 Lamar | 9,237 | 3 | \$105.00 | \$3,103,679 |
| - Chattahoochee | | | | \$0 | 120 Lanier | 300 | 3 | \$105.00 | \$100,800 |
| - Chattooga | | | | \$0 | 17 Laurens | 13,350 | 3 | \$105.00 | \$4,485,600 |
| 27 Cherokee | 4,500 | 4 | \$200.00 | \$3,330,000 | 101 Lee | 1,900 | 3 | \$105.00 | \$638,400 |
| 102 Clarke | 1,785 | 3 | \$105.00 | \$599,760 | 112 Liberty | 1,000 | 3 | \$100.00 | \$300,000 |
| 68 Clay | 4,216 | 3 | \$103.75 | \$1,390,812 | 19 Lincoln | 15,000 | 3 | \$85.00 | \$4,080,000 |
| - Clayton | | | | \$0 | 111 Long | 1,100 | 3 | \$100.00 | \$352,000 |
| 129 Clinch | 35 | 3 | \$105.00 | \$11,760 | 97 Lowndes | 2,080 | 3 | \$105.00 | \$698,880 |
| 123 Cobb | 250 | 3 | \$105.00 | \$84,000 | 69 Lumpkin | 4,100 | 3 | \$105.00 | \$1,377,600 |
| 11 Coffee | 14,802 | 3 | \$105.00 | \$4,973,472 | 104 Macon | 1,700 | 3 | \$105.00 | \$571,200 |
| 43 Colquitt | 7,000 | 3 | \$105.00 | \$2,352,000 | 1 Madison | 45,000 | 4 | \$105.00 | \$18,900,000 |
| 113 Columbia | 850 | 3 | \$105.00 | \$285,600 | 41 Marion | 7,881 | 3 | \$105.00 | \$2,648,016 |
| 54 Cook | 5,372 | 3 | \$105.00 | \$1,804,992 | 81 McDuffie | 3,422 | 3 | \$100.00 | \$1,095,040 |
| 83 Coweta | 3,000 | 3 | \$105.00 | \$1,008,000 | - McIntosh | | | | \$0 |
| 72 Crawford | 4,000 | 3 | \$120.00 | \$1,296,000 | - Meriwether | | | | \$0 |
| 52 Crisp | 5,800 | 3 | \$105.00 | \$1,948,800 | 93 Miller | 3,000 | 2 | \$125.00 | \$750,000 |
| 62 Dade | 5,000 | 3 | \$105.00 | \$1,680,000 | 5 Mitchell | 12,140 | 5 | \$105.00 | \$6,373,500 |
| 98 Dawson | 2,000 | 3 | \$105.00 | \$672,000 | 9 Monroe | 7,845 | 5 | \$130.00 | \$5,099,250 |
| 83 Decatur | 3,000 | 3 | \$105.00 | \$1,008,000 | 85 Montgomery | 3,054 | 3 | \$105.00 | \$962,010 |
| - Dekalb | | | | \$0 | 2 Morgan | 25,000 | 3 | \$105.00 | \$8,400,000 |
| 22 Dodge | 9,180 | 4 | \$105.00 | \$3,855,600 | 37 Murray | 8,659 | 3 | \$105.00 | \$2,909,558 |
| 45 Dooly | 6,800 | 3 | \$105.00 | \$2,284,800 | 126 Muscogee | 218 | 3 | \$105.00 | \$73,248 |
| 88 Dougherty | 2,669 | 3 | \$105.00 | \$896,784 | 38 Newton | 7,800 | 4 | \$105.00 | \$2,866,500 |
| - Douglas | | | | \$0 | - Oconee | | | | \$0 |
| 103 Early | 1,733 | 3 | \$105.00 | \$582,288 | 10 Oglethorpe | 15,000 | 3 | \$105.00 | \$5,040,000 |
| 121 Echols | 200 | 5 | \$100.00 | \$100,000 | 92 Paulding | 2,400 | 3 | \$105.00 | \$806,400 |
| 50 Effingham | 7,000 | 3 | \$98.00 | \$2,058,000 | 109 Peach | 1,000 | 4 | \$115.00 | \$460,000 |
| 51 Elbert | 6,000 | 3 | \$105.00 | \$2,016,000 | 94 Pickens | 2,200 | 3 | \$105.00 | \$739,200 |
| 24 Emanuel | 11,000 | 3 | \$105.00 | \$3,696,000 | 44 Pierce | 6,880 | 3 | \$105.00 | \$2,347,800 |
| 95 Evans | 2,101 | 3 | \$105.00 | \$705,936 | 42 Pike | 7,500 | 3 | \$105.00 | \$2,520,000 |
| 125 Fannin | 250 | 3 | \$98.00 | \$73,500 | 63 Polk | 5,200 | 3 | \$100.00 | \$1,664,000 |
| 119 Fayette | 412 | 3 | \$105.00 | \$138,425 | 65 Pulaski | 4,500 | 3 | \$105.00 | \$1,417,500 |
| 15 Floyd | 8,928 | 3 | \$160.00 | \$4,571,136 | 52 Putnam | 5,800 | 3 | \$105.00 | \$1,948,800 |
| 124 Forsyth | 245 | 3 | \$105.00 | \$82,320 | 99 Quitman | 2,014 | 3 | \$103.75 | \$662,540 |
| 18 Franklin | 13,306 | 3 | \$105.00 | \$4,470,816 | - Rabun | | | | \$0 |
| 115 Fulton | 925 | 3 | \$96.00 | \$266,400 | 49 Randolph | 6,455 | 3 | \$103.75 | \$2,122,988 |

| Ran County | Acres | Tons/Acr | \$/Ton | Farm Gate |
|------------------------------------|---------------|-------------|----------------|---------------------|
| 116 Richmond | 750 | 3 | \$105.00 | \$252,000 |
| - Rockdale | | | | \$0 |
| 83 Schley | 3,000 | 3 | \$105.00 | \$1,008,000 |
| 32 Screven | 9,149 | 3 | \$105.00 | \$3,074,064 |
| 106 Seminole | 1,650 | 3 | \$105.00 | \$545,737 |
| 77 Spalding | 3,330 | 3 | \$105.00 | \$1,118,880 |
| 21 Stephens | 4,750 | 8 | \$105.00 | \$3,990,000 |
| 100 Stewart | 1,911 | 3 | \$105.00 | \$652,128 |
| 48 Sumter | 6,500 | 3 | \$105.00 | \$2,184,000 |
| - Talbot | | | | \$0 |
| - Taliaferro | | | | \$0 |
| 46 Tattnall | 6,615 | 3 | \$105.00 | \$2,222,498 |
| 66 Taylor | 3,500 | 4 | \$115.00 | \$1,408,750 |
| 24 Telfair | 11,000 | 3 | \$105.00 | \$3,696,000 |
| 89 Terrell | 2,674 | 3 | \$110.00 | \$882,420 |
| 25 Thomas | 8,516 | 4 | \$105.00 | \$3,576,720 |
| 39 Tift | 7,640 | 3 | \$110.00 | \$2,689,280 |
| 42 Toombs | 8,000 | 3 | \$105.00 | \$2,520,000 |
| 107 Towns | 1,500 | 3 | \$105.00 | \$504,000 |
| - Treutlen | | | | \$0 |
| 91 Troup | 3,000 | 3 | \$90.00 | \$810,000 |
| 71 Turner | 4,062 | 3 | \$100.00 | \$1,320,150 |
| 80 Twiggs | 2,999 | 4 | \$105.00 | \$1,102,283 |
| 64 Union | 4,500 | 3 | \$105.00 | \$1,512,000 |
| 36 Upson | 7,393 | 3 | \$125.00 | \$2,957,068 |
| 8 Walker | 17,000 | 3 | \$105.00 | \$5,355,000 |
| 117 Walton | 700 | 3 | \$105.00 | \$235,200 |
| 87 Ware | 2,700 | 3 | \$105.00 | \$907,200 |
| 60 Warren | 4,900 | 4 | \$100.00 | \$1,715,000 |
| 6 Washington | 10,000 | 5 | \$140.00 | \$6,300,000 |
| 57 Wayne | 5,500 | 3 | \$100.00 | \$1,760,000 |
| 56 Webster | 5,307 | 3 | \$105.00 | \$1,783,152 |
| 76 Wheeler | 3,400 | 3 | \$105.00 | \$1,142,400 |
| 10 White | 15,000 | 3 | \$105.00 | \$5,040,000 |
| 59 Whitfield | 5,500 | 3 | \$105.00 | \$1,732,500 |
| 35 Wilcox | 8,961 | 3 | \$105.00 | \$3,010,896 |
| 4 Wilkes | 27,089 | 3 | \$80.00 | \$6,501,372 |
| 86 Wilkinson | 2,778 | 3 | \$105.00 | \$933,408 |
| 30 Worth | 9,370 | 3 | \$105.00 | \$3,148,320 |
| Totals & Avg. | 880,41 | 3.35 | \$106.0 | \$312,843,67 |
| Percent of Row & Forage | | | | 10.73% |

Top Ten Counties For Hay



Top Ten Counties by Value - Hay

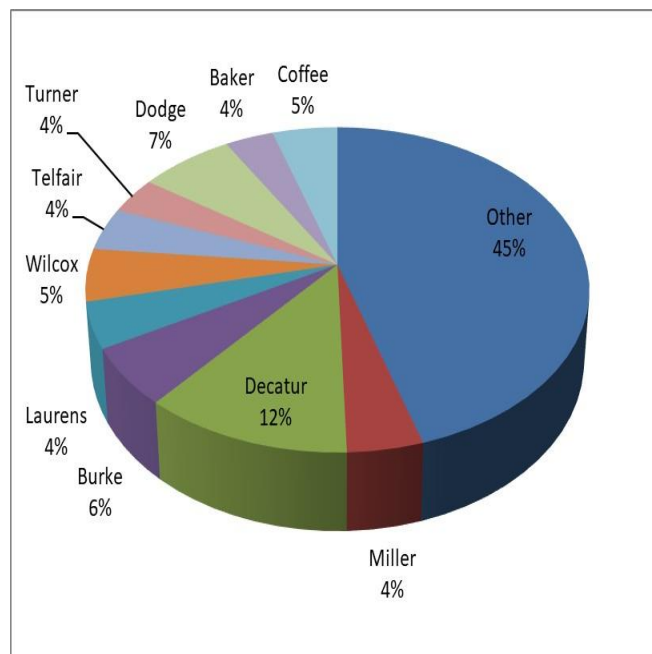
| County | Acres | Yield | Price | Farm Gate |
|------------|--------|-------|----------|--------------|
| Madison | 45,000 | 4 | \$105.00 | \$18,900,000 |
| Morgan | 25,000 | 3 | \$105.00 | \$8,400,000 |
| Gordon | 22,000 | 3 | \$105.00 | \$7,392,000 |
| Wilkes | 27,089 | 3 | \$80.00 | \$6,501,372 |
| Mitchell | 12,140 | 5 | \$105.00 | \$6,373,500 |
| Washington | 10,000 | 5 | \$140.00 | \$6,300,000 |
| Jackson | 17,000 | 3 | \$105.00 | \$5,712,000 |
| Walker | 17,000 | 3 | \$105.00 | \$5,355,000 |
| Monroe | 7,845 | 5 | \$130.00 | \$5,099,250 |
| Oglethorpe | 15,000 | 3 | \$105.00 | \$5,040,000 |

Oats Farm Gate Value 2021

| Rank | County | Acres | Bu/Acre | \$/Bu | Farm Gate | Rank | County | Acres | Bu/Acre | \$/Bu | Farm Gate |
|------|---------------|-------|---------|--------|-------------|------|------------|-------|---------|--------|-----------|
| 46 | Appling | 157 | 70 | \$5.55 | \$61,157 | - | Gilmer | | | | \$0 |
| 42 | Atkinson | 214 | 70 | \$5.55 | \$83,139 | 14 | Glascocock | 1,150 | 60 | \$5.50 | \$379,500 |
| 81 | Bacon | 10 | 70 | \$5.55 | \$3,885 | - | Glynn | | | | \$0 |
| 10 | Baker | 2,000 | 75 | \$4.25 | \$637,500 | 33 | Gordon | 313 | 70 | \$5.55 | \$121,600 |
| - | Baldwin | | | | \$0 | 32 | Grady | 366 | 65 | \$5.55 | \$132,009 |
| - | Banks | | | | \$0 | - | Greene | | | | \$0 |
| - | Barrow | | | | \$0 | - | Gwinnett | | | | \$0 |
| 69 | Bartow | 41 | 70 | \$5.55 | \$15,792 | - | Habersham | | | | \$0 |
| - | Ben Hill | | | | \$0 | 81 | Hall | 10 | 70 | \$5.55 | \$3,885 |
| 49 | Berrien | 143 | 70 | \$5.55 | \$55,555 | 50 | Hancock | 140 | 70 | \$5.55 | \$54,390 |
| 60 | Bibb | 68 | 70 | \$5.55 | \$26,418 | - | Haralson | | | | \$0 |
| 48 | Bleckley | 145 | 70 | \$5.55 | \$56,484 | 38 | Harris | 250 | 61 | \$6.50 | \$99,125 |
| - | Brantley | | | | \$0 | 55 | Hart | 297 | 55 | \$2.70 | \$44,079 |
| 19 | Brooks | 654 | 70 | \$5.55 | \$254,079 | - | Heard | | | | \$0 |
| - | Bryan | | | | \$0 | - | Henry | | | | \$0 |
| 15 | Bulloch | 755 | 70 | \$5.55 | \$293,317 | 36 | Houston | 290 | 65 | \$5.50 | \$103,675 |
| 3 | Burke | 2,800 | 65 | \$5.55 | \$1,010,100 | 70 | Irwin | 40 | 70 | \$5.55 | \$15,540 |
| - | Butts | | | | \$0 | 67 | Jackson | 50 | 70 | \$5.55 | \$19,425 |
| 37 | Calhoun | 242 | 75 | \$5.55 | \$100,732 | 41 | Jasper | 225 | 70 | \$5.55 | \$87,412 |
| - | Camden | | | | \$0 | - | Jeff Davis | | | | \$0 |
| 40 | Candler | 234 | 70 | \$5.55 | \$90,909 | 13 | Jefferson | 1,100 | 72 | \$5.65 | \$447,480 |
| - | Carroll | | | | \$0 | 27 | Jenkins | 450 | 70 | \$5.55 | \$174,825 |
| - | Catoosa | | | | \$0 | 26 | Johnson | 500 | 60 | \$6.00 | \$180,000 |
| - | Charlton | | | | \$0 | - | Jones | | | | \$0 |
| - | Chatham | | | | \$0 | 47 | Lamar | 150 | 70 | \$5.55 | \$58,348 |
| - | Chattahoochee | | | | \$0 | - | Lanier | | | | \$0 |
| - | Chattooga | | | | \$0 | 6 | Laurens | 2,061 | 70 | \$5.55 | \$800,698 |
| - | Cherokee | | | | \$0 | - | Lee | | | | \$0 |
| - | Clarke | | | | \$0 | 59 | Liberty | 100 | 70 | \$5.00 | \$35,000 |
| - | Clay | | | | \$0 | - | Lincoln | | | | \$0 |
| - | Clayton | | | | \$0 | - | Long | | | | \$0 |
| - | Clinch | | | | \$0 | - | Lowndes | | | | \$0 |
| - | Cobb | | | | \$0 | - | Lumpkin | | | | \$0 |
| 5 | Coffee | 2,201 | 70 | \$5.55 | \$855,088 | 11 | Macon | 1,500 | 70 | \$5.55 | \$582,750 |
| 28 | Colquitt | 441 | 70 | \$5.55 | \$171,328 | 24 | Madison | 512 | 70 | \$5.55 | \$198,912 |
| - | Columbia | | | | \$0 | 16 | Marion | 739 | 70 | \$5.55 | \$287,101 |
| 67 | Cook | 50 | 70 | \$5.55 | \$19,425 | - | McDuffie | | | | \$0 |
| 64 | Coweta | 61 | 70 | \$5.55 | \$23,811 | - | McIntosh | | | | \$0 |
| 77 | Crawford | 50 | 54 | \$2.70 | \$7,290 | - | Meriwether | | | | \$0 |
| 39 | Crisp | 237 | 70 | \$5.55 | \$92,074 | 8 | Miller | 2,561 | 60 | \$4.86 | \$746,787 |
| - | Dade | | | | \$0 | 22 | Mitchell | 535 | 70 | \$5.55 | \$207,847 |
| - | Dawson | | | | \$0 | 65 | Monroe | 150 | 54 | \$2.70 | \$21,870 |
| 1 | Decatur | 5,287 | 70 | \$5.55 | \$2,054,131 | 62 | Montgomery | 64 | 70 | \$5.55 | \$24,864 |
| - | Dekalb | | | | \$0 | - | Morgan | | | | \$0 |
| 2 | Dodge | 3,165 | 70 | \$5.55 | \$1,229,602 | 80 | Murray | 12 | 70 | \$5.55 | \$4,759 |
| 45 | Dooly | 186 | 70 | \$5.55 | \$72,261 | - | Muscogee | | | | \$0 |
| 68 | Dougherty | 45 | 70 | \$5.55 | \$17,482 | - | Newton | | | | \$0 |
| - | Douglas | | | | \$0 | 56 | Oconee | 99 | 70 | \$5.55 | \$38,461 |
| 31 | Early | 320 | 80 | \$5.55 | \$142,080 | 63 | Oglethorpe | 50 | 65 | \$7.50 | \$24,375 |
| - | Echols | | | | \$0 | - | Paulding | | | | \$0 |
| 35 | Effingham | 300 | 64 | \$5.55 | \$106,560 | 72 | Peach | 25 | 85 | \$5.50 | \$11,687 |
| 70 | Elbert | 40 | 70 | \$5.55 | \$15,540 | - | Pickens | | | | \$0 |
| 30 | Emanuel | 425 | 70 | \$5.50 | \$163,625 | - | Pierce | | | | \$0 |
| - | Evans | | | | \$0 | 76 | Pike | 19 | 70 | \$5.55 | \$7,381 |
| - | Fannin | | | | \$0 | 51 | Polk | 350 | 60 | \$2.50 | \$52,500 |
| - | Fayette | | | | \$0 | 43 | Pulaski | 240 | 60 | \$5.55 | \$79,920 |
| - | Floyd | | | | \$0 | 67 | Putnam | 50 | 70 | \$5.55 | \$19,425 |
| - | Forsyth | | | | \$0 | - | Quitman | | | | \$0 |
| 25 | Franklin | 470 | 70 | \$5.55 | \$182,595 | - | Rabun | | | | \$0 |
| - | Fulton | | | | \$0 | 53 | Randolph | 143 | 67 | \$4.85 | \$46,594 |

| Rank | County | Acres | Bu/Acre | \$/Bu | Farm Gate |
|------------------------------------|------------|---------------|--------------|---------------|---------------------|
| 71 | Richmond | 37 | 70 | \$5.55 | \$14,374 |
| - | Rockdale | | | | \$0 |
| 58 | Schley | 92 | 70 | \$5.55 | \$35,742 |
| 18 | Screven | 664 | 70 | \$5.55 | \$257,964 |
| 17 | Seminole | 610 | 80 | \$5.55 | \$270,840 |
| 66 | Spalding | 55 | 70 | \$5.55 | \$21,367 |
| - | Stephens | | | | \$0 |
| - | Stewart | | | | \$0 |
| 34 | Sumter | 300 | 70 | \$5.55 | \$116,550 |
| 61 | Talbot | 60 | 70 | \$6.00 | \$25,200 |
| - | Taliaferro | | | | \$0 |
| 78 | Tattnall | 48 | 54 | \$2.70 | \$7,058 |
| 57 | Taylor | 100 | 65 | \$5.50 | \$35,750 |
| 7 | Telfair | 1,945 | 70 | \$5.55 | \$755,632 |
| 74 | Terrell | 31 | 65 | \$5.60 | \$11,284 |
| 79 | Thomas | 17 | 60 | \$5.55 | \$5,661 |
| 21 | Tift | 560 | 74 | \$5.55 | \$229,992 |
| 75 | Toombs | 22 | 70 | \$5.55 | \$8,547 |
| - | Towns | | | | \$0 |
| 84 | Treutlen | 13 | 40 | \$5.55 | \$2,948 |
| - | Troup | | | | \$0 |
| 9 | Turner | 1,517 | 75 | \$5.75 | \$654,189 |
| - | Twiggs | | | | \$0 |
| 73 | Union | 30 | 70 | \$5.55 | \$11,655 |
| 82 | Upson | 8 | 70 | \$5.55 | \$3,236 |
| - | Walker | | | | \$0 |
| 52 | Walton | 135 | 70 | \$5.55 | \$52,447 |
| 23 | Ware | 518 | 70 | \$5.55 | \$201,243 |
| 20 | Warren | 800 | 54 | \$5.50 | \$237,600 |
| 29 | Washington | 400 | 70 | \$6.00 | \$168,000 |
| 54 | Wayne | 150 | 60 | \$5.00 | \$45,000 |
| 83 | Webster | 8 | 70 | \$5.55 | \$3,108 |
| 12 | Wheeler | 1,350 | 70 | \$5.55 | \$524,475 |
| - | White | | | | \$0 |
| - | Whitfield | | | | \$0 |
| 4 | Wilcox | 2,381 | 70 | \$5.55 | \$925,018 |
| 86 | Wilkes | 15 | 54 | \$2.70 | \$2,173 |
| 85 | Wilkinson | 7 | 70 | \$5.55 | \$2,882 |
| 44 | Worth | 200 | 70 | \$5.55 | \$77,700 |
| Totals & Avg. | | 47,355 | 68.71 | \$5.43 | \$17,661,835 |
| Percent of Row & Forage | | 0.61% | | | |

Top Ten Counties For Oats



Top Ten Counties by Value - Oats

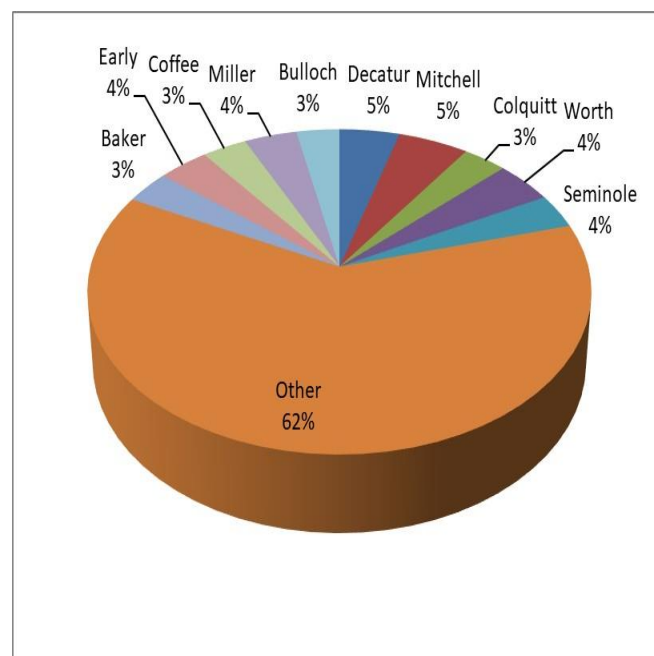
| County | Acres | Yield | Price | Farm Gate |
|---------|-------|-------|--------|-------------|
| Decatur | 5,287 | 70 | \$5.55 | \$2,054,131 |
| Dodge | 3,165 | 70 | \$5.55 | \$1,229,602 |
| Burke | 2,800 | 65 | \$5.55 | \$1,010,100 |
| Wilcox | 2,381 | 70 | \$5.55 | \$925,018 |
| Coffee | 2,201 | 70 | \$5.55 | \$855,088 |
| Laurens | 2,061 | 70 | \$5.55 | \$800,698 |
| Telfair | 1,945 | 70 | \$5.55 | \$755,632 |
| Miller | 2,561 | 60 | \$4.86 | \$746,787 |
| Turner | 1,517 | 75 | \$5.75 | \$654,189 |
| Baker | 2,000 | 75 | \$4.25 | \$637,500 |

Peanuts Farm Gate Value 2021

| Rank | County | Acres | Lb/Acre | \$/Lb | Farm Gate | Rank | County | Acres | Lb/Acre | \$/Lb | Farm Gate |
|------|---------------|--------|---------|--------|--------------|------|------------|--------|---------|--------|--------------|
| 21 | Appling | 14,000 | 4450 | \$0.22 | \$13,706,000 | - | Gilmer | | | | \$0 |
| 24 | Atkinson | 12,072 | 4600 | \$0.22 | \$12,216,864 | 57 | Glascocock | 2,800 | 4000 | \$0.20 | \$2,240,000 |
| 58 | Bacon | 1,932 | 4400 | \$0.22 | \$1,870,176 | - | Glynn | | | | \$0 |
| 7 | Baker | 20,000 | 4800 | \$0.27 | \$25,920,000 | - | Gordon | | | | \$0 |
| - | Baldwin | | | | \$0 | 27 | Grady | 11,043 | 4500 | \$0.22 | \$10,932,570 |
| - | Banks | | | | \$0 | - | Greene | | | | \$0 |
| - | Barrow | | | | \$0 | - | Gwinnett | | | | \$0 |
| - | Bartow | | | | \$0 | - | Habersham | | | | \$0 |
| 40 | Ben Hill | 7,462 | 4450 | \$0.22 | \$7,305,298 | - | Hall | | | | \$0 |
| 12 | Berrien | 22,244 | 4450 | \$0.22 | \$21,776,876 | - | Hancock | | | | \$0 |
| - | Bibb | | | | \$0 | - | Haralson | | | | \$0 |
| 42 | Bleckley | 6,700 | 4450 | \$0.22 | \$6,559,084 | - | Harris | | | | \$0 |
| 67 | Brantley | 715 | 4200 | \$0.22 | \$660,660 | - | Hart | | | | \$0 |
| 25 | Brooks | 12,408 | 4450 | \$0.22 | \$12,147,432 | - | Heard | | | | \$0 |
| 74 | Bryan | 400 | 2000 | \$0.25 | \$200,000 | - | Henry | | | | \$0 |
| 10 | Bulloch | 25,407 | 4450 | \$0.22 | \$24,873,453 | 66 | Houston | 1,532 | 3000 | \$0.20 | \$918,912 |
| 13 | Burke | 21,000 | 4600 | \$0.22 | \$21,252,000 | 11 | Irwin | 23,737 | 4450 | \$0.22 | \$23,238,523 |
| - | Butts | | | | \$0 | - | Jackson | | | | \$0 |
| 15 | Calhoun | 17,174 | 4700 | \$0.22 | \$17,757,916 | - | Jasper | | | | \$0 |
| - | Camden | | | | \$0 | 31 | Jeff Davis | 11,747 | 4000 | \$0.22 | \$10,337,360 |
| 69 | Candler | 5,423 | 500 | \$0.22 | \$596,530 | 28 | Jefferson | 11,000 | 4500 | \$0.22 | \$10,890,000 |
| - | Carroll | | | | \$0 | 32 | Jenkins | 10,284 | 4500 | \$0.22 | \$10,181,160 |
| - | Catoosa | | | | \$0 | 61 | Johnson | 1,260 | 4750 | \$0.23 | \$1,376,550 |
| - | Charlton | | | | \$0 | - | Jones | | | | \$0 |
| - | Chatham | | | | \$0 | - | Lamar | | | | \$0 |
| - | Chattahoochee | | | | \$0 | 44 | Lanier | 6,179 | 4450 | \$0.22 | \$6,049,241 |
| - | Chattooga | | | | \$0 | 48 | Laurens | 5,580 | 3799 | \$0.22 | \$4,663,652 |
| - | Cherokee | | | | \$0 | 22 | Lee | 13,934 | 4450 | \$0.22 | \$13,641,386 |
| - | Clarke | | | | \$0 | - | Liberty | | | | \$0 |
| 46 | Clay | 5,914 | 4440 | \$0.21 | \$5,514,465 | - | Lincoln | | | | \$0 |
| - | Clayton | | | | \$0 | 76 | Long | 171 | 4450 | \$0.22 | \$167,409 |
| 75 | Clinch | 197 | 4450 | \$0.22 | \$192,863 | 49 | Lowndes | 4,560 | 4450 | \$0.22 | \$4,464,240 |
| - | Cobb | | | | \$0 | - | Lumpkin | | | | \$0 |
| 8 | Coffee | 26,270 | 4450 | \$0.22 | \$25,718,330 | 41 | Macon | 6,019 | 4450 | \$0.25 | \$6,696,137 |
| 9 | Colquitt | 25,359 | 4500 | \$0.22 | \$25,105,410 | - | Madison | | | | \$0 |
| - | Columbia | | | | \$0 | 63 | Marion | 1,039 | 4450 | \$0.24 | \$1,109,652 |
| 29 | Cook | 10,880 | 4450 | \$0.22 | \$10,651,520 | - | McDuffie | | | | \$0 |
| - | Coweta | | | | \$0 | - | McIntosh | | | | \$0 |
| 73 | Crawford | 250 | 4100 | \$0.20 | \$205,000 | - | Meriwether | | | | \$0 |
| 23 | Crisp | 12,530 | 4450 | \$0.22 | \$12,266,870 | 4 | Miller | 25,842 | 5350 | \$0.22 | \$30,416,034 |
| - | Dade | | | | \$0 | 1 | Mitchell | 43,392 | 4262 | \$0.22 | \$40,686,074 |
| - | Dawson | | | | \$0 | - | Monroe | | | | \$0 |
| 2 | Decatur | 34,787 | 4555 | \$0.22 | \$34,860,363 | 56 | Montgomery | 2,601 | 4450 | \$0.22 | \$2,546,379 |
| - | Dekalb | | | | \$0 | - | Morgan | | | | \$0 |
| 37 | Dodge | 8,565 | 4600 | \$0.22 | \$8,667,780 | - | Murray | | | | \$0 |
| 14 | Dooly | 21,500 | 4450 | \$0.22 | \$21,048,500 | - | Muscogee | | | | \$0 |
| 52 | Dougherty | 3,500 | 4450 | \$0.22 | \$3,426,500 | - | Newton | | | | \$0 |
| - | Douglas | | | | \$0 | - | Oconee | | | | \$0 |
| 5 | Early | 29,407 | 4500 | \$0.22 | \$29,112,930 | - | Oglethorpe | | | | \$0 |
| 64 | Echols | 1,000 | 5000 | \$0.22 | \$1,100,000 | - | Paulding | | | | \$0 |
| 50 | Effingham | 3,875 | 4500 | \$0.22 | \$3,836,250 | 62 | Peach | 1,488 | 4100 | \$0.22 | \$1,342,176 |
| - | Elbert | | | | \$0 | - | Pickens | | | | \$0 |
| 39 | Emanuel | 7,400 | 4450 | \$0.24 | \$7,903,200 | 35 | Pierce | 9,800 | 4250 | \$0.22 | \$9,163,000 |
| 59 | Evans | 1,603 | 4450 | \$0.22 | \$1,569,337 | - | Pike | | | | \$0 |
| - | Fannin | | | | \$0 | - | Polk | | | | \$0 |
| - | Fayette | | | | \$0 | 20 | Pulaski | 11,000 | 5000 | \$0.25 | \$13,750,000 |
| - | Floyd | | | | \$0 | - | Putnam | | | | \$0 |
| - | Forsyth | | | | \$0 | 68 | Quitman | 744 | 4226 | \$0.21 | \$660,509 |
| - | Franklin | | | | \$0 | - | Rabun | | | | \$0 |
| - | Fulton | | | | \$0 | 33 | Randolph | 10,809 | 4226 | \$0.21 | \$9,592,315 |

| Rank | County | Acres | Lb/Acre | \$/Lb | Farm Gate |
|------------------------------------|------------|----------------|----------------|---------------|----------------------|
| - | Richmond | | | | \$0 |
| - | Rockdale | | | | \$0 |
| 71 | Schley | 500 | 4400 | \$0.22 | \$484,000 |
| 36 | Screven | 9,267 | 4450 | \$0.22 | \$9,072,393 |
| 6 | Seminole | 22,279 | 4450 | \$0.27 | \$26,768,218 |
| - | Spalding | | | | \$0 |
| - | Stephens | | | | \$0 |
| 55 | Stewart | 2,743 | 4700 | \$0.22 | \$2,836,262 |
| 34 | Sumter | 9,512 | 4450 | \$0.22 | \$9,312,248 |
| - | Talbot | | | | \$0 |
| - | Taliaferro | | | | \$0 |
| 30 | Tattnall | 7,344 | 4450 | \$0.32 | \$10,458,408 |
| 65 | Taylor | 1,100 | 3800 | \$0.22 | \$919,600 |
| 45 | Telfair | 6,000 | 4450 | \$0.22 | \$5,874,000 |
| 26 | Terrell | 10,687 | 4000 | \$0.26 | \$11,114,480 |
| 19 | Thomas | 13,777 | 4500 | \$0.23 | \$14,259,195 |
| 18 | Tift | 14,330 | 4700 | \$0.23 | \$15,490,730 |
| 51 | Toombs | 3,576 | 4450 | \$0.22 | \$3,500,904 |
| - | Towns | | | | \$0 |
| - | Treutlen | | | | \$0 |
| - | Troup | | | | \$0 |
| 16 | Turner | 16,398 | 4486 | \$0.22 | \$16,183,514 |
| 54 | Twiggs | 2,999 | 4450 | \$0.22 | \$2,936,021 |
| - | Union | | | | \$0 |
| - | Upson | | | | \$0 |
| - | Walker | | | | \$0 |
| - | Walton | | | | \$0 |
| 47 | Ware | 5,050 | 4250 | \$0.22 | \$4,721,750 |
| 70 | Warren | 700 | 4000 | \$0.20 | \$560,000 |
| 53 | Washington | 3,100 | 4750 | \$0.23 | \$3,386,750 |
| 38 | Wayne | 8,267 | 4450 | \$0.22 | \$8,093,393 |
| 43 | Webster | 5,866 | 4450 | \$0.25 | \$6,525,925 |
| 60 | Wheeler | 1,600 | 4450 | \$0.22 | \$1,566,400 |
| - | White | | | | \$0 |
| - | Whitfield | | | | \$0 |
| 17 | Wilcox | 16,477 | 4450 | \$0.22 | \$16,130,983 |
| - | Wilkes | | | | \$0 |
| 72 | Wilkinson | 247 | 4450 | \$0.22 | \$241,813 |
| 3 | Worth | 33,489 | 4500 | \$0.22 | \$33,154,110 |
| Totals & Avg. | | 771,843 | 4461.41 | \$0.23 | \$776,675,989 |
| Percent of Row & Forage | | 26.64% | | | |

Top Ten Counties For Peanuts



Top Ten Counties by Value - Peanuts

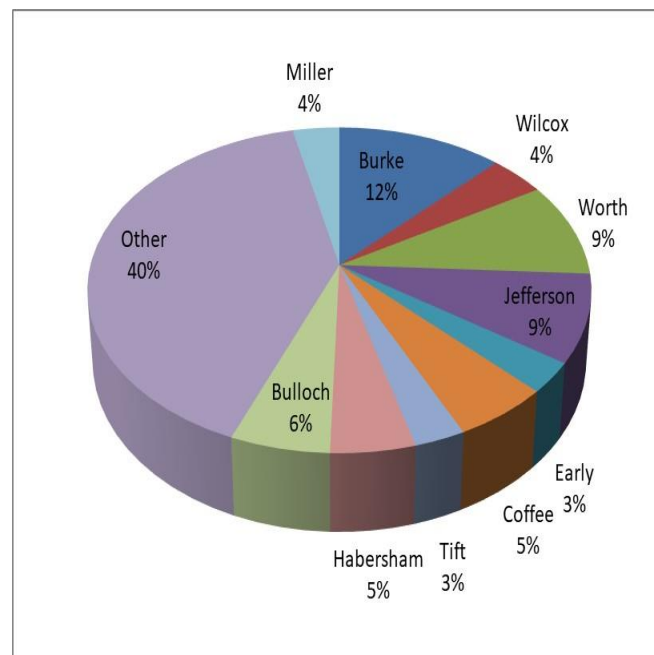
| County | Acres | Yield | Price | Farm Gate |
|----------|--------|-------|--------|--------------|
| Mitchell | 43,392 | 4262 | \$0.22 | \$40,686,074 |
| Decatur | 34,787 | 4555 | \$0.22 | \$34,860,363 |
| Worth | 33,489 | 4500 | \$0.22 | \$33,154,110 |
| Miller | 25,842 | 5350 | \$0.22 | \$30,416,034 |
| Early | 29,407 | 4500 | \$0.22 | \$29,112,930 |
| Seminole | 22,279 | 4450 | \$0.27 | \$26,768,218 |
| Baker | 20,000 | 4800 | \$0.27 | \$25,920,000 |
| Coffee | 26,270 | 4450 | \$0.22 | \$25,718,330 |
| Colquitt | 25,359 | 4500 | \$0.22 | \$25,105,410 |
| Bulloch | 25,407 | 4450 | \$0.22 | \$24,873,453 |

Rye Farm Gate Value 2021

| Rank | County | Acres | Bu/Acre | \$/Bu | Farm Gate | Rank | County | Acres | Bu/Acre | \$/Bu | Farm Gate |
|------|---------------|-------|---------|--------|-------------|------|------------|-------|---------|---------|-----------|
| 36 | Appling | 224 | 33 | \$6.65 | \$49,788 | - | Gilmer | | | | \$0 |
| 38 | Atkinson | 210 | 33 | \$6.65 | \$46,643 | 19 | Glascocock | 590 | 35 | \$6.50 | \$134,225 |
| - | Bacon | | | | \$0 | - | Glynn | | | | \$0 |
| 49 | Baker | 175 | 18 | \$8.00 | \$25,200 | - | Gordon | | | | \$0 |
| 62 | Baldwin | 50 | 33 | \$6.65 | \$11,105 | - | Grady | | | | \$0 |
| - | Banks | | | | \$0 | - | Greene | | | | \$0 |
| - | Barrow | | | | \$0 | - | Gwinnett | | | | \$0 |
| 11 | Bartow | 1,130 | 33 | \$6.65 | \$250,984 | 6 | Habersham | 2,000 | 33 | \$6.65 | \$444,220 |
| 14 | Ben Hill | 828 | 33 | \$6.65 | \$181,704 | 68 | Hall | 30 | 35 | \$6.65 | \$6,962 |
| 26 | Berrien | 366 | 33 | \$6.65 | \$81,292 | - | Hancock | | | | \$0 |
| 80 | Bibb | 8 | 33 | \$6.65 | \$1,776 | - | Haralson | | | | \$0 |
| 71 | Bleckley | 23 | 33 | \$6.65 | \$5,197 | 17 | Harris | 600 | 35 | \$7.20 | \$151,200 |
| - | Brantley | | | | \$0 | 79 | Hart | 10 | 35 | \$5.20 | \$1,822 |
| 20 | Brooks | 594 | 33 | \$6.65 | \$131,933 | - | Heard | | | | \$0 |
| - | Bryan | | | | \$0 | - | Henry | | | | \$0 |
| 4 | Bulloch | 2,357 | 33 | \$6.65 | \$523,513 | 75 | Houston | 15 | 35 | \$6.70 | \$3,468 |
| 1 | Burke | 5,000 | 35 | \$6.65 | \$1,163,750 | 52 | Irwin | 102 | 33 | \$6.65 | \$22,655 |
| 54 | Butts | 122 | 35 | \$5.20 | \$22,204 | 78 | Jackson | 9 | 33 | \$6.65 | \$1,927 |
| 72 | Calhoun | 18 | 40 | \$6.65 | \$4,788 | - | Jasper | | | | \$0 |
| - | Camden | | | | \$0 | - | Jeff Davis | | | | \$0 |
| 69 | Candler | 28 | 33 | \$6.65 | \$6,219 | 3 | Jefferson | 3,600 | 34 | \$6.70 | \$820,080 |
| 85 | Carroll | 5 | 5 | \$6.65 | \$164 | 48 | Jenkins | 116 | 33 | \$6.65 | \$25,764 |
| - | Catoosa | | | | \$0 | 55 | Johnson | 100 | 30 | \$7.00 | \$21,000 |
| - | Charlton | | | | \$0 | - | Jones | | | | \$0 |
| - | Chatham | | | | \$0 | 84 | Lamar | 3 | 33 | \$6.65 | \$559 |
| - | Chattahoochee | | | | \$0 | 29 | Lanier | 355 | 33 | \$6.65 | \$78,849 |
| - | Chattooga | | | | \$0 | 15 | Laurens | 790 | 33 | \$6.65 | \$175,466 |
| - | Cherokee | | | | \$0 | 12 | Lee | 978 | 33 | \$6.65 | \$217,223 |
| - | Clarke | | | | \$0 | 57 | Liberty | 80 | 33 | \$6.65 | \$17,556 |
| 77 | Clay | 14 | 33 | \$6.63 | \$3,099 | - | Lincoln | | | | \$0 |
| - | Clayton | | | | \$0 | - | Long | | | | \$0 |
| - | Clinch | | | | \$0 | 73 | Lowndes | 20 | 33 | \$6.65 | \$4,442 |
| - | Cobb | | | | \$0 | 64 | Lumpkin | 45 | 33 | \$6.65 | \$9,994 |
| 5 | Coffee | 2,305 | 33 | \$6.65 | \$511,963 | 27 | Macon | 365 | 33 | \$6.65 | \$81,070 |
| - | Colquitt | | | | \$0 | 44 | Madison | 176 | 33 | \$6.65 | \$39,091 |
| - | Columbia | | | | \$0 | 21 | Marion | 534 | 33 | \$6.65 | \$118,606 |
| 42 | Cook | 200 | 33 | \$6.65 | \$44,422 | - | McDuffie | | | | \$0 |
| - | Coweta | | | | \$0 | - | McIntosh | | | | \$0 |
| 40 | Crawford | 250 | 35 | \$5.20 | \$45,370 | - | Meriwether | | | | \$0 |
| 18 | Crisp | 605 | 33 | \$6.65 | \$134,376 | 8 | Miller | 1,823 | 30 | \$6.00 | \$328,140 |
| - | Dade | | | | \$0 | 74 | Mitchell | 22 | 25 | \$6.65 | \$3,657 |
| - | Dawson | | | | \$0 | 46 | Monroe | 150 | 35 | \$5.20 | \$27,222 |
| 43 | Decatur | 180 | 33 | \$6.65 | \$39,514 | - | Montgomery | | | | \$0 |
| - | Dekalb | | | | \$0 | - | Morgan | | | | \$0 |
| 41 | Dodge | 225 | 30 | \$6.65 | \$44,887 | - | Murray | | | | \$0 |
| 22 | Dooley | 500 | 34 | \$6.65 | \$113,050 | - | Muscogee | | | | \$0 |
| 70 | Dougherty | 25 | 33 | \$6.65 | \$5,552 | 63 | Newton | 45 | 34 | \$6.65 | \$10,174 |
| - | Douglas | | | | \$0 | 60 | Oconee | 67 | 33 | \$6.65 | \$14,881 |
| 9 | Early | 1,412 | 30 | \$6.65 | \$281,694 | 33 | Oglethorpe | 100 | 45 | \$12.00 | \$54,000 |
| - | Echols | | | | \$0 | - | Paulding | | | | \$0 |
| 81 | Effingham | 8 | 33 | \$6.65 | \$1,755 | 56 | Peach | 75 | 35 | \$6.75 | \$17,718 |
| 58 | Elbert | 80 | 32 | \$6.65 | \$17,024 | - | Pickens | | | | \$0 |
| 16 | Emanuel | 700 | 36 | \$6.65 | \$167,580 | - | Pierce | | | | \$0 |
| 50 | Evans | 109 | 33 | \$6.65 | \$24,209 | - | Pike | | | | \$0 |
| - | Fannin | | | | \$0 | 47 | Polk | 150 | 34 | \$5.20 | \$26,520 |
| - | Fayette | | | | \$0 | 23 | Pulaski | 460 | 35 | \$6.65 | \$107,065 |
| - | Floyd | | | | \$0 | 65 | Putnam | 50 | 30 | \$6.65 | \$9,975 |
| - | Forsyth | | | | \$0 | - | Quitman | | | | \$0 |
| - | Franklin | | | | \$0 | - | Rabun | | | | \$0 |
| - | Fulton | | | | \$0 | 13 | Randolph | 893 | 35 | \$6.64 | \$207,551 |

| Rank | County | Acres | Bu/Acre | \$/Bu | Farm Gate |
|--------------------------|------------|--|--------------|---------------|--------------------|
| - | Richmond | | | | \$0 |
| 83 | Rockdale | 4 | 32 | \$5.35 | \$684 |
| 61 | Schley | 60 | 34 | \$6.65 | \$13,566 |
| 32 | Screven | 250 | 33 | \$6.65 | \$55,527 |
| 67 | Seminole | 32 | 35 | \$6.65 | \$7,426 |
| - | Spalding | | | | \$0 |
| - | Stephens | | | | \$0 |
| 76 | Stewart | 12 | 40 | \$6.65 | \$3,192 |
| 25 | Sumter | 350 | 35 | \$6.65 | \$81,462 |
| 24 | Talbot | 400 | 30 | \$7.00 | \$84,000 |
| - | Taliaferro | | | | \$0 |
| 51 | Tattnall | 88 | 50 | \$5.20 | \$22,869 |
| 35 | Taylor | 225 | 35 | \$6.75 | \$53,156 |
| 39 | Telfair | 205 | 33 | \$6.65 | \$45,532 |
| - | Terrell | | | | \$0 |
| - | Thomas | | | | \$0 |
| 10 | Tift | 737 | 55 | \$6.65 | \$269,557 |
| 66 | Toombs | 36 | 33 | \$6.65 | \$7,900 |
| - | Towns | | | | \$0 |
| 31 | Treutlen | 333 | 30 | \$6.65 | \$66,481 |
| - | Troup | | | | \$0 |
| 34 | Turner | 544 | 15 | \$6.60 | \$53,854 |
| 37 | Twiggs | 219 | 33 | \$6.65 | \$48,604 |
| - | Union | | | | \$0 |
| - | Upson | | | | \$0 |
| - | Walker | | | | \$0 |
| - | Walton | | | | \$0 |
| 73 | Ware | 20 | 33 | \$6.65 | \$4,442 |
| 30 | Warren | 320 | 34 | \$6.50 | \$70,720 |
| - | Washington | | | | \$0 |
| 53 | Wayne | 100 | 33 | \$6.65 | \$22,211 |
| 82 | Webster | 5 | 33 | \$6.65 | \$1,110 |
| 28 | Wheeler | 360 | 33 | \$6.65 | \$79,959 |
| - | White | | | | \$0 |
| - | Whitfield | | | | \$0 |
| 7 | Wilcox | 1,747 | 33 | \$6.65 | \$388,026 |
| 45 | Wilkes | 166 | 35 | \$5.20 | \$30,137 |
| 59 | Wilkinson | 72 | 33 | \$6.65 | \$16,011 |
| 2 | Worth | 4,000 | 33 | \$6.65 | \$888,440 |
| Totals & Avg. | | 42,389 | 33.62 | \$6.62 | \$9,438,730 |
| | | Percent of Row & Forage 0.32% | | | |

Top Ten Counties For Rye



Top Ten Counties by Value - Rye

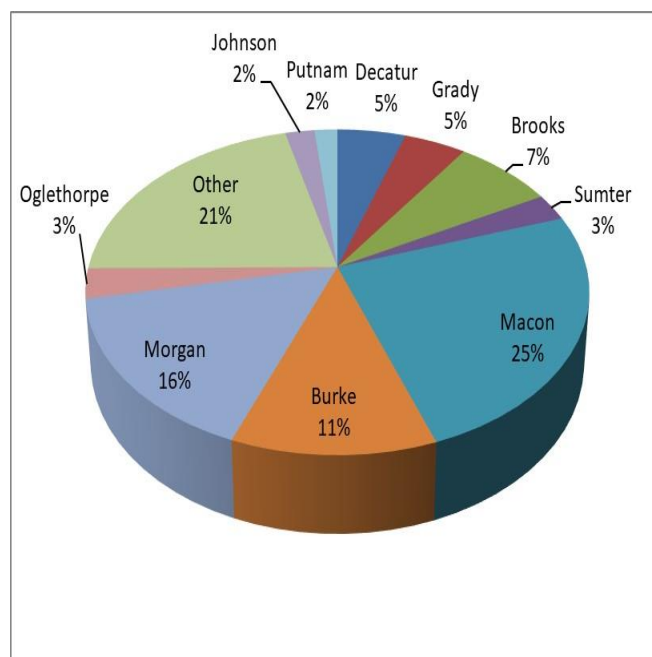
| County | Acres | Yield | Price | Farm Gate |
|-----------|-------|-------|--------|-------------|
| Burke | 5,000 | 35 | \$6.65 | \$1,163,750 |
| Worth | 4,000 | 33 | \$6.65 | \$888,440 |
| Jefferson | 3,600 | 34 | \$6.70 | \$820,080 |
| Bulloch | 2,357 | 33 | \$6.65 | \$523,513 |
| Coffee | 2,305 | 33 | \$6.65 | \$511,963 |
| Habersham | 2,000 | 33 | \$6.65 | \$444,220 |
| Wilcox | 1,747 | 33 | \$6.65 | \$388,026 |
| Miller | 1,823 | 30 | \$6.00 | \$328,140 |
| Early | 1,412 | 30 | \$6.65 | \$281,694 |
| Tift | 737 | 55 | \$6.65 | \$269,557 |

Silage Farm Gate Value 2021

| Rank | County | Acres | Lb/Acre | \$/Lb | Farm Gate | Rank | County | Acres | Lb/Acre | \$/Lb | Farm Gate |
|------|---------------|-------|---------|----------|-------------|------|------------|--------|---------|----------|--------------|
| - | Appling | | | | \$0 | - | Gilmer | | | | \$0 |
| - | Atkinson | | | | \$0 | 9 | Glascocock | 200 | 55 | \$85.00 | \$935,000 |
| - | Bacon | | | | \$0 | - | Glynn | | | | \$0 |
| 43 | Baker | 15 | 5 | \$30.00 | \$2,250 | - | Gordon | | | | \$0 |
| 22 | Baldwin | 100 | 24 | \$48.00 | \$115,200 | 5 | Grady | 1,095 | 20 | \$100.00 | \$2,190,000 |
| 30 | Banks | 120 | 18 | \$30.00 | \$64,800 | - | Greene | | | | \$0 |
| - | Barrow | | | | \$0 | - | Gwinnett | | | | \$0 |
| - | Bartow | | | | \$0 | - | Habersham | | | | \$0 |
| - | Ben Hill | | | | \$0 | 14 | Hall | 350 | 24 | \$45.00 | \$378,000 |
| - | Berrien | | | | \$0 | 29 | Hancock | 80 | 11 | \$80.00 | \$70,400 |
| - | Bibb | | | | \$0 | - | Haralson | | | | \$0 |
| - | Bleckley | | | | \$0 | - | Harris | | | | \$0 |
| - | Brantley | | | | \$0 | 36 | Hart | 40 | 22 | \$44.00 | \$38,720 |
| - | Brooks | | | | \$0 | - | Heard | | | | \$0 |
| - | Bryan | | | | \$0 | 31 | Henry | 50 | 29 | \$44.00 | \$63,800 |
| - | Bulloch | | | | \$0 | 38 | Houston | 38 | 18 | \$37.00 | \$25,308 |
| 2 | Burke | 7,500 | 18 | \$55.00 | \$7,425,000 | 25 | Irwin | 100 | 22 | \$40.00 | \$88,000 |
| 41 | Butts | 100 | 3 | \$35.00 | \$10,500 | - | Jackson | | | | \$0 |
| - | Calhoun | | | | \$0 | 24 | Jasper | 200 | 8 | \$60.00 | \$96,000 |
| - | Camden | | | | \$0 | - | Jeff Davis | | | | \$0 |
| - | Candler | | | | \$0 | - | Jefferson | | | | \$0 |
| - | Carroll | | | | \$0 | 33 | Jenkins | 80 | 17 | \$35.00 | \$47,600 |
| 40 | Catoosa | 50 | 8 | \$45.00 | \$18,000 | 10 | Johnson | 500 | 25 | \$65.00 | \$812,500 |
| - | Charlton | | | | \$0 | 17 | Jones | 236 | 22 | \$48.92 | \$253,992 |
| - | Chatham | | | | \$0 | 23 | Lamar | 101 | 22 | \$44.00 | \$97,768 |
| - | Chattahoochee | | | | \$0 | - | Lanier | | | | \$0 |
| - | Chattooga | | | | \$0 | - | Laurens | | | | \$0 |
| - | Cherokee | | | | \$0 | 11 | Lee | 1,000 | 18 | \$43.00 | \$774,000 |
| - | Clarke | | | | \$0 | - | Liberty | | | | \$0 |
| - | Clay | | | | \$0 | - | Lincoln | | | | \$0 |
| - | Clayton | | | | \$0 | - | Long | | | | \$0 |
| - | Clinch | | | | \$0 | - | Lowndes | | | | \$0 |
| - | Cobb | | | | \$0 | 18 | Lumpkin | 150 | 22 | \$65.00 | \$214,500 |
| - | Coffee | | | | \$0 | 1 | Macon | 15,500 | 20 | \$36.00 | \$16,042,500 |
| - | Colquitt | | | | \$0 | 13 | Madison | 500 | 5 | \$175.00 | \$393,750 |
| - | Columbia | | | | \$0 | - | Marion | | | | \$0 |
| - | Cook | | | | \$0 | 35 | McDuffie | 300 | 3 | \$44.00 | \$42,240 |
| 15 | Coweta | 375 | 20 | \$43.00 | \$322,500 | - | McIntosh | | | | \$0 |
| - | Crawford | | | | \$0 | - | Meriwether | | | | \$0 |
| 21 | Crisp | 200 | 19 | \$44.00 | \$167,200 | - | Miller | | | | \$0 |
| - | Dade | | | | \$0 | 8 | Mitchell | 2,500 | 4 | \$100.00 | \$1,000,000 |
| 39 | Dawson | 20 | 22 | \$44.00 | \$19,360 | - | Monroe | | | | \$0 |
| 3 | Decatur | 1,500 | 22 | \$100.00 | \$3,300,000 | - | Montgomery | | | | \$0 |
| - | Dekalb | | | | \$0 | 4 | Morgan | 6,000 | 8 | \$60.00 | \$2,880,000 |
| - | Dodge | | | | \$0 | - | Murray | | | | \$0 |
| - | Dooley | | | | \$0 | - | Muscogee | | | | \$0 |
| - | Dougherty | | | | \$0 | - | Newton | | | | \$0 |
| - | Douglas | | | | \$0 | - | Oconee | | | | \$0 |
| - | Early | | | | \$0 | 6 | Oglethorpe | 2,000 | 22 | \$44.00 | \$1,936,000 |
| - | Echols | | | | \$0 | 28 | Paulding | 100 | 20 | \$36.80 | \$73,600 |
| - | Effingham | | | | \$0 | - | Peach | | | | \$0 |
| - | Elbert | | | | \$0 | - | Pickens | | | | \$0 |
| 7 | Emanuel | 600 | 12 | \$150.00 | \$1,080,000 | - | Pierce | | | | \$0 |
| - | Evans | | | | \$0 | 20 | Pike | 175 | 22 | \$44.00 | \$169,400 |
| 42 | Fannin | 10 | 22 | \$44.00 | \$9,680 | 16 | Polk | 350 | 19 | \$45.00 | \$299,250 |
| - | Fayette | | | | \$0 | - | Pulaski | | | | \$0 |
| - | Floyd | | | | \$0 | 32 | Putnam | 250 | 6 | \$40.00 | \$60,000 |
| - | Forsyth | | | | \$0 | - | Quitman | | | | \$0 |
| - | Franklin | | | | \$0 | - | Rabun | | | | \$0 |
| - | Fulton | | | | \$0 | - | Randolph | | | | \$0 |

| Rank | County | Acres | Lb/Acre | \$/Lb | Farm Gate |
|--------------------------|------------|--|--------------|----------------|---------------------|
| - | Richmond | | | | \$0 |
| - | Rockdale | | | | \$0 |
| - | Schley | | | | \$0 |
| - | Screven | | | | \$0 |
| 12 | Seminole | 350 | 18 | \$68.00 | \$428,400 |
| - | Spalding | | | | \$0 |
| 37 | Stephens | 40 | 20 | \$44.00 | \$35,200 |
| - | Stewart | | | | \$0 |
| - | Sumter | | | | \$0 |
| - | Talbot | | | | \$0 |
| - | Taliaferro | | | | \$0 |
| 26 | Tattnall | 100 | 20 | \$41.00 | \$82,000 |
| 34 | Taylor | 50 | 21 | \$44.00 | \$46,200 |
| - | Telfair | | | | \$0 |
| - | Terrell | | | | \$0 |
| - | Thomas | | | | \$0 |
| 27 | Tift | 250 | 6 | \$50.00 | \$75,000 |
| - | Toombs | | | | \$0 |
| - | Towns | | | | \$0 |
| - | Treutlen | | | | \$0 |
| - | Troup | | | | \$0 |
| - | Turner | | | | \$0 |
| - | Twiggs | | | | \$0 |
| - | Union | | | | \$0 |
| - | Upson | | | | \$0 |
| - | Walker | | | | \$0 |
| - | Walton | | | | \$0 |
| - | Ware | | | | \$0 |
| - | Warren | | | | \$0 |
| 19 | Washington | 120 | 25 | \$65.00 | \$195,000 |
| - | Wayne | | | | \$0 |
| - | Webster | | | | \$0 |
| - | Wheeler | | | | \$0 |
| - | White | | | | \$0 |
| - | Whitfield | | | | \$0 |
| - | Wilcox | | | | \$0 |
| 30 | Wilkes | 100 | 18 | \$36.00 | \$64,800 |
| - | Wilkinson | | | | \$0 |
| - | Worth | | | | \$0 |
| Totals & Avg. | | 43,495 | 16.78 | \$58.16 | \$42,443,419 |
| | | Percent of Row & Forage 1.46% | | | |

Top Ten Counties For Silage



Top Ten Counties by Value - Silage

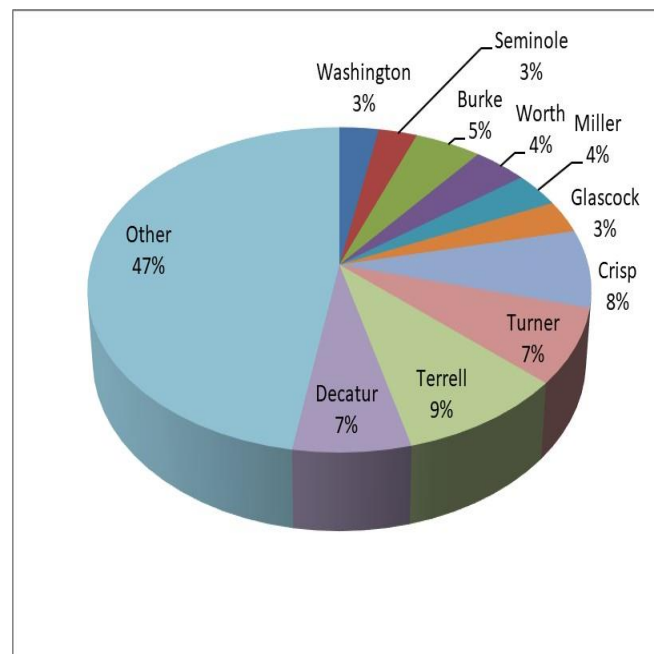
| County | Acres | Yield | Price | Farm Gate |
|------------|--------|-------|----------|--------------|
| Macon | 15,500 | 20 | \$36.00 | \$16,042,500 |
| Burke | 7,500 | 18 | \$55.00 | \$7,425,000 |
| Decatur | 1,500 | 22 | \$100.00 | \$3,300,000 |
| Morgan | 6,000 | 8 | \$60.00 | \$2,880,000 |
| Grady | 1,095 | 20 | \$100.00 | \$2,190,000 |
| Oglethorpe | 2,000 | 22 | \$44.00 | \$1,936,000 |
| Emanuel | 600 | 12 | \$150.00 | \$1,080,000 |
| Mitchell | 2,500 | 4 | \$100.00 | \$1,000,000 |
| Glascoc | 200 | 55 | \$85.00 | \$935,000 |
| Johnson | 500 | 25 | \$65.00 | \$812,500 |

Sorghum Farm Gate Value 2021

| Rank | County | Acres | Bu/Acre | \$/Bu | Farm Gate | Rank | County | Acres | Bu/Acre | \$/Bu | Farm Gate |
|------|---------------|-------|---------|---------|-----------|------|------------|-------|---------|---------|-----------|
| 55 | Appling | 87 | 69 | \$5.00 | \$30,015 | - | Gilmer | | | | \$0 |
| 82 | Atkinson | 12 | 69 | \$5.00 | \$4,140 | 8 | Glascocock | 900 | 68 | \$6.50 | \$397,800 |
| 48 | Bacon | 154 | 69 | \$5.00 | \$53,130 | - | Glynn | | | | \$0 |
| 21 | Baker | 570 | 65 | \$4.51 | \$167,095 | - | Gordon | | | | \$0 |
| - | Baldwin | | | | \$0 | 33 | Grady | 242 | 69 | \$6.00 | \$100,188 |
| 53 | Banks | 110 | 70 | \$5.00 | \$38,500 | - | Greene | | | | \$0 |
| - | Barrow | | | | \$0 | - | Gwinnett | | | | \$0 |
| - | Bartow | | | | \$0 | 20 | Habersham | 500 | 69 | \$5.00 | \$172,500 |
| 60 | Ben Hill | 54 | 69 | \$5.00 | \$18,630 | 63 | Hall | 45 | 69 | \$5.00 | \$15,525 |
| 57 | Berrien | 67 | 69 | \$5.00 | \$23,115 | - | Hancock | | | | \$0 |
| 78 | Bibb | 22 | 69 | \$5.00 | \$7,590 | - | Haralson | | | | \$0 |
| 61 | Bleckley | 53 | 69 | \$5.00 | \$18,378 | - | Harris | | | | \$0 |
| - | Brantley | | | | \$0 | 37 | Hart | 240 | 73 | \$5.00 | \$87,785 |
| 50 | Brooks | 145 | 69 | \$5.00 | \$50,025 | - | Heard | | | | \$0 |
| - | Bryan | | | | \$0 | - | Henry | | | | \$0 |
| 29 | Bulloch | 302 | 69 | \$5.00 | \$104,190 | - | Houston | | | | \$0 |
| 5 | Burke | 875 | 69 | \$10.00 | \$603,750 | 15 | Irwin | 708 | 69 | \$5.00 | \$244,260 |
| - | Butts | | | | \$0 | 52 | Jackson | 114 | 69 | \$5.00 | \$39,330 |
| 74 | Calhoun | 1,131 | 75 | \$0.12 | \$10,179 | 41 | Jasper | 201 | 69 | \$5.00 | \$69,345 |
| - | Camden | | | | \$0 | 32 | Jeff Davis | 296 | 69 | \$5.00 | \$102,120 |
| - | Candler | | | | \$0 | 59 | Jefferson | 1,800 | 65 | \$0.16 | \$18,720 |
| - | Carroll | | | | \$0 | 69 | Jenkins | 36 | 69 | \$5.00 | \$12,420 |
| - | Catoosa | | | | \$0 | 31 | Johnson | 200 | 73 | \$7.00 | \$102,200 |
| - | Charlton | | | | \$0 | - | Jones | | | | \$0 |
| - | Chatham | | | | \$0 | 51 | Lamar | 101 | 96 | \$5.00 | \$48,480 |
| - | Chattahoochee | | | | \$0 | - | Lanier | | | | \$0 |
| - | Chattooga | | | | \$0 | 30 | Laurens | 301 | 69 | \$5.00 | \$103,845 |
| - | Cherokee | | | | \$0 | 16 | Lee | 613 | 69 | \$5.00 | \$211,485 |
| 83 | Clarke | 11 | 69 | \$5.00 | \$3,795 | 71 | Liberty | 40 | 60 | \$5.00 | \$12,000 |
| 88 | Clay | 32 | 67 | \$0.09 | \$194 | - | Lincoln | | | | \$0 |
| - | Clayton | | | | \$0 | - | Long | | | | \$0 |
| - | Clinch | | | | \$0 | 75 | Lowndes | 26 | 69 | \$5.00 | \$8,970 |
| - | Cobb | | | | \$0 | - | Lumpkin | | | | \$0 |
| 73 | Coffee | 32 | 69 | \$5.00 | \$11,040 | 19 | Macon | 584 | 69 | \$5.00 | \$201,480 |
| 39 | Colquitt | 234 | 70 | \$5.00 | \$81,900 | 77 | Madison | 22 | 69 | \$5.10 | \$7,741 |
| - | Columbia | | | | \$0 | 67 | Marion | 28 | 69 | \$6.48 | \$12,519 |
| 34 | Cook | 276 | 70 | \$5.00 | \$96,600 | 70 | McDuffie | 45 | 55 | \$5.00 | \$12,375 |
| - | Coweta | | | | \$0 | - | McIntosh | | | | \$0 |
| - | Crawford | | | | \$0 | - | Meriwether | | | | \$0 |
| 2 | Crisp | 2,739 | 69 | \$5.00 | \$944,955 | 7 | Miller | 1,033 | 70 | \$5.90 | \$426,629 |
| - | Dade | | | | \$0 | 49 | Mitchell | 140 | 75 | \$5.00 | \$52,500 |
| - | Dawson | | | | \$0 | - | Monroe | | | | \$0 |
| 4 | Decatur | 2,348 | 68 | \$5.00 | \$798,320 | - | Montgomery | | | | \$0 |
| - | Dekalb | | | | \$0 | 25 | Morgan | 367 | 70 | \$5.00 | \$128,450 |
| 26 | Dodge | 300 | 75 | \$5.00 | \$112,500 | - | Murray | | | | \$0 |
| 17 | Dooly | 675 | 69 | \$4.50 | \$209,587 | - | Muscogee | | | | \$0 |
| 36 | Dougherty | 261 | 69 | \$5.00 | \$90,045 | - | Newton | | | | \$0 |
| - | Douglas | | | | \$0 | - | Oconee | | | | \$0 |
| 12 | Early | 669 | 80 | \$5.55 | \$297,036 | 24 | Oglethorpe | 245 | 69 | \$7.69 | \$129,999 |
| - | Echols | | | | \$0 | - | Paulding | | | | \$0 |
| 81 | Effingham | 15 | 73 | \$5.00 | \$5,490 | 76 | Peach | 25 | 70 | \$5.10 | \$8,925 |
| 66 | Elbert | 40 | 65 | \$5.00 | \$13,000 | - | Pickens | | | | \$0 |
| 18 | Emanuel | 600 | 69 | \$5.00 | \$207,000 | 58 | Pierce | 67 | 69 | \$5.00 | \$22,942 |
| - | Evans | | | | \$0 | 84 | Pike | 9 | 69 | \$5.00 | \$3,105 |
| - | Fannin | | | | \$0 | 47 | Polk | 55 | 70 | \$15.00 | \$57,750 |
| - | Fayette | | | | \$0 | 40 | Pulaski | 300 | 50 | \$5.00 | \$75,000 |
| - | Floyd | | | | \$0 | 38 | Putnam | 225 | 65 | \$6.00 | \$87,750 |
| - | Forsyth | | | | \$0 | 86 | Quitman | 80 | 67 | \$0.09 | \$484 |
| 42 | Franklin | 200 | 69 | \$5.00 | \$69,000 | - | Rabun | | | | \$0 |
| - | Fulton | | | | \$0 | 79 | Randolph | 1,069 | 73 | \$0.09 | \$7,024 |

| Rank | County | Acres | Bu/Acre | \$/Bu | Farm Gate |
|--------------------------|------------|--|--------------|---------------|---------------------|
| - | Richmond | | | | \$0 |
| 87 | Rockdale | 1 | 70 | \$5.50 | \$385 |
| 65 | Schley | 45 | 69 | \$4.25 | \$13,196 |
| 45 | Screven | 193 | 69 | \$5.00 | \$66,585 |
| 10 | Seminole | 799 | 73 | \$6.00 | \$350,920 |
| - | Spalding | | | | \$0 |
| - | Stephens | | | | \$0 |
| 85 | Stewart | 141 | 75 | \$0.12 | \$1,269 |
| 35 | Sumter | 325 | 69 | \$4.25 | \$95,306 |
| - | Talbot | | | | \$0 |
| - | Taliaferro | | | | \$0 |
| 80 | Tattnall | 10 | 125 | \$5.00 | \$6,350 |
| 28 | Taylor | 275 | 70 | \$5.50 | \$105,875 |
| 27 | Telfair | 312 | 69 | \$5.00 | \$107,640 |
| 1 | Terrell | 1,526 | 75 | \$10.00 | \$1,144,500 |
| 44 | Thomas | 198 | 69 | \$5.00 | \$68,310 |
| 11 | Tift | 587 | 71 | \$7.96 | \$331,748 |
| 72 | Toombs | 33 | 69 | \$5.00 | \$11,385 |
| - | Towns | | | | \$0 |
| 43 | Treutlen | 145 | 75 | \$6.30 | \$68,370 |
| - | Troup | | | | \$0 |
| 3 | Turner | 2,524 | 72 | \$5.00 | \$908,640 |
| - | Twiggs | | | | \$0 |
| - | Union | | | | \$0 |
| 64 | Upson | 39 | 73 | \$5.00 | \$14,274 |
| 46 | Walker | 183 | 69 | \$5.00 | \$63,135 |
| - | Walton | | | | \$0 |
| 22 | Ware | 450 | 69 | \$5.00 | \$155,250 |
| 23 | Warren | 450 | 62 | \$5.50 | \$153,450 |
| 9 | Washington | 700 | 73 | \$7.00 | \$357,700 |
| 54 | Wayne | 86 | 69 | \$5.60 | \$33,230 |
| 13 | Webster | 617 | 69 | \$6.78 | \$288,644 |
| 68 | Wheeler | 725 | 69 | \$0.25 | \$12,506 |
| - | White | | | | \$0 |
| - | Whitfield | | | | \$0 |
| 14 | Wilcox | 781 | 69 | \$5.00 | \$269,445 |
| 62 | Wilkes | 47 | 75 | \$5.00 | \$17,478 |
| 56 | Wilkinson | 77 | 69 | \$5.00 | \$26,565 |
| 6 | Worth | 1,409 | 69 | \$5.00 | \$486,105 |
| Totals & Avg. | | 35,349 | 69.88 | \$4.94 | \$12,209,116 |
| | | Percent of Row & Forage 0.42% | | | |

Top Ten Counties For Sorghum



Top Ten Counties by Value - Sorghum

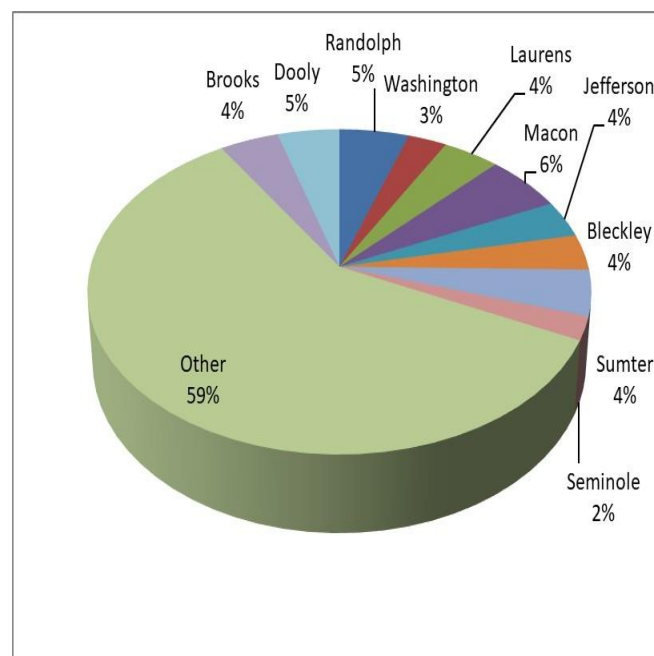
| County | Acres | Yield | Price | Farm Gate |
|------------|-------|-------|---------|-------------|
| Terrell | 1,526 | 75 | \$10.00 | \$1,144,500 |
| Crisp | 2,739 | 69 | \$5.00 | \$944,955 |
| Turner | 2,524 | 72 | \$5.00 | \$908,640 |
| Decatur | 2,348 | 68 | \$5.00 | \$798,320 |
| Burke | 875 | 69 | \$10.00 | \$603,750 |
| Worth | 1,409 | 69 | \$5.00 | \$486,105 |
| Miller | 1,033 | 70 | \$5.90 | \$426,629 |
| Glascock | 900 | 68 | \$6.50 | \$397,800 |
| Washington | 700 | 73 | \$7.00 | \$357,700 |
| Seminole | 799 | 73 | \$6.00 | \$350,920 |

Soybeans Farm Gate Value 2021

| Rank | County | Acres | Bu/Acre | \$/Bu | Farm Gate | Rank | County | Acres | Bu/Acre | \$/Bu | Farm Gate |
|------|---------------|-------|---------|---------|-------------|------|------------|-------|---------|---------|-------------|
| 19 | Appling | 2,404 | 46 | \$13.00 | \$1,437,873 | 109 | Gilmer | 75 | 46 | \$13.00 | \$44,850 |
| 77 | Atkinson | 407 | 46 | \$13.00 | \$243,386 | 31 | Glascock | 1,600 | 42 | \$13.25 | \$890,400 |
| 87 | Bacon | 257 | 46 | \$13.00 | \$153,686 | - | Glynn | | | | \$0 |
| 27 | Baker | 2,500 | 45 | \$9.10 | \$1,023,750 | 13 | Gordon | 2,841 | 46 | \$13.00 | \$1,698,918 |
| - | Baldwin | | | | \$0 | 21 | Grady | 1,965 | 50 | \$13.00 | \$1,277,250 |
| 111 | Banks | 65 | 40 | \$12.50 | \$32,500 | 102 | Greene | 146 | 46 | \$13.00 | \$87,308 |
| - | Barrow | | | | \$0 | - | Gwinnett | | | | \$0 |
| 35 | Bartow | 1,319 | 46 | \$13.00 | \$788,762 | 90 | Habersham | 225 | 46 | \$13.00 | \$134,550 |
| 93 | Ben Hill | 211 | 46 | \$13.00 | \$126,178 | 104 | Hall | 128 | 46 | \$13.00 | \$76,544 |
| 64 | Berrien | 596 | 46 | \$13.00 | \$356,408 | - | Hancock | | | | \$0 |
| 78 | Bibb | 383 | 46 | \$13.00 | \$229,034 | 108 | Haralson | 200 | 29 | \$9.00 | \$52,200 |
| 8 | Bleckley | 5,392 | 46 | \$13.00 | \$3,224,535 | 56 | Harris | 350 | 41 | \$28.00 | \$401,800 |
| 112 | Brantley | 45 | 46 | \$13.00 | \$26,910 | 14 | Hart | 2,948 | 55 | \$10.40 | \$1,686,238 |
| 5 | Brooks | 6,649 | 46 | \$13.00 | \$3,976,102 | 113 | Heard | 34 | 41 | \$10.40 | \$14,497 |
| 91 | Bryan | 250 | 40 | \$13.00 | \$130,000 | 63 | Henry | 600 | 46 | \$13.00 | \$358,800 |
| 36 | Bulloch | 1,306 | 46 | \$13.00 | \$780,988 | 41 | Houston | 1,067 | 43 | \$12.75 | \$584,796 |
| 18 | Burke | 2,350 | 48 | \$13.00 | \$1,466,400 | 80 | Irwin | 354 | 46 | \$13.00 | \$211,692 |
| 88 | Butts | 352 | 41 | \$10.40 | \$150,092 | 89 | Jackson | 227 | 46 | \$13.00 | \$135,913 |
| 57 | Calhoun | 560 | 55 | \$13.00 | \$400,400 | - | Jasper | | | | \$0 |
| - | Camden | | | | \$0 | 59 | Jeff Davis | 537 | 55 | \$13.00 | \$383,955 |
| 85 | Candler | 306 | 46 | \$13.00 | \$182,988 | 7 | Jefferson | 5,200 | 49 | \$13.15 | \$3,350,620 |
| 81 | Carroll | 124 | 124 | \$13.00 | \$200,113 | 49 | Jenkins | 818 | 46 | \$13.00 | \$489,164 |
| 116 | Catoosa | 1 | 41 | \$10.40 | \$426 | 23 | Johnson | 1,900 | 45 | \$13.00 | \$1,111,500 |
| - | Charlton | | | | \$0 | - | Jones | | | | \$0 |
| - | Chatham | | | | \$0 | 52 | Lamar | 789 | 46 | \$13.00 | \$471,648 |
| - | Chattahoochee | | | | \$0 | 101 | Lanier | 159 | 46 | \$13.00 | \$95,082 |
| 45 | Chattooga | 900 | 46 | \$13.00 | \$538,469 | 6 | Laurens | 7,179 | 41 | \$13.00 | \$3,817,074 |
| - | Cherokee | | | | \$0 | 33 | Lee | 1,403 | 46 | \$13.00 | \$838,994 |
| 98 | Clarke | 177 | 46 | \$13.00 | \$105,846 | 100 | Liberty | 186 | 40 | \$13.00 | \$96,720 |
| - | Clay | | | | \$0 | - | Lincoln | | | | \$0 |
| - | Clayton | | | | \$0 | 110 | Long | 75 | 45 | \$13.00 | \$43,875 |
| - | Clinch | | | | \$0 | 42 | Lowndes | 950 | 46 | \$13.00 | \$568,100 |
| - | Cobb | | | | \$0 | 112 | Lumpkin | 45 | 46 | \$13.00 | \$26,910 |
| 39 | Coffee | 1,058 | 46 | \$13.00 | \$632,684 | 1 | Macon | 8,737 | 46 | \$13.00 | \$5,224,726 |
| 94 | Colquitt | 191 | 50 | \$13.00 | \$124,150 | 37 | Madison | 1,200 | 46 | \$13.00 | \$717,600 |
| - | Columbia | | | | \$0 | 29 | Marion | 1,543 | 46 | \$13.00 | \$922,714 |
| 51 | Cook | 802 | 46 | \$13.00 | \$479,596 | 84 | McDuffie | 352 | 40 | \$13.00 | \$183,040 |
| - | Coweta | | | | \$0 | - | McIntosh | | | | \$0 |
| 60 | Crawford | 900 | 41 | \$10.40 | \$383,760 | 97 | Meriwether | 250 | 41 | \$10.40 | \$106,600 |
| 73 | Crisp | 480 | 46 | \$13.00 | \$287,040 | 48 | Miller | 784 | 50 | \$13.00 | \$509,600 |
| 71 | Dade | 500 | 46 | \$13.00 | \$299,000 | 53 | Mitchell | 725 | 50 | \$13.00 | \$471,250 |
| - | Dawson | | | | \$0 | 47 | Monroe | 1,197 | 41 | \$10.40 | \$510,400 |
| 11 | Decatur | 2,810 | 50 | \$13.00 | \$1,826,708 | 107 | Montgomery | 105 | 46 | \$13.00 | \$62,790 |
| - | Dekalb | | | | \$0 | 38 | Morgan | 981 | 55 | \$13.00 | \$701,415 |
| 76 | Dodge | 435 | 45 | \$13.00 | \$254,475 | 28 | Murray | 1,474 | 46 | \$13.69 | \$928,450 |
| 3 | Dooly | 7,000 | 46 | \$13.00 | \$4,186,000 | - | Muscogee | | | | \$0 |
| - | Dougherty | | | | \$0 | 58 | Newton | 650 | 46 | \$13.00 | \$388,700 |
| - | Douglas | | | | \$0 | 106 | Oconee | 110 | 46 | \$13.00 | \$65,780 |
| 16 | Early | 2,068 | 60 | \$13.00 | \$1,613,040 | 54 | Oglethorpe | 850 | 40 | \$13.00 | \$442,000 |
| - | Echols | | | | \$0 | - | Paulding | | | | \$0 |
| 67 | Effingham | 675 | 38 | \$13.00 | \$333,450 | 62 | Peach | 550 | 55 | \$12.00 | \$363,000 |
| 20 | Elbert | 2,300 | 46 | \$13.00 | \$1,375,400 | - | Pickens | | | | \$0 |
| 17 | Emanuel | 2,400 | 50 | \$13.00 | \$1,560,000 | 15 | Pierce | 2,476 | 52 | \$13.00 | \$1,673,776 |
| 105 | Evans | 122 | 46 | \$13.00 | \$72,956 | 65 | Pike | 564 | 46 | \$13.00 | \$337,272 |
| 114 | Fannin | 20 | 41 | \$10.40 | \$8,528 | 43 | Polk | 1,308 | 41 | \$10.40 | \$557,671 |
| - | Fayette | | | | \$0 | 74 | Pulaski | 400 | 50 | \$13.00 | \$260,000 |
| 26 | Floyd | 1,468 | 54 | \$13.00 | \$1,030,227 | 82 | Putnam | 425 | 35 | \$13.00 | \$193,375 |
| - | Forsyth | | | | \$0 | - | Quitman | | | | \$0 |
| 22 | Franklin | 1,900 | 46 | \$13.00 | \$1,136,200 | - | Rabun | | | | \$0 |
| - | Fulton | | | | \$0 | 2 | Randolph | 6,391 | 57 | \$12.90 | \$4,707,701 |

| Rank | County | Acres | Bu/Acre | \$/Bu | Farm Gate |
|------------------------------------|------------|----------------|--------------|----------------|---------------------|
| 66 | Richmond | 558 | 46 | \$13.00 | \$333,684 |
| 115 | Rockdale | 5 | 40 | \$9.90 | \$1,980 |
| 95 | Schley | 200 | 46 | \$13.00 | \$119,600 |
| 61 | Screven | 631 | 46 | \$13.00 | \$377,338 |
| 10 | Seminole | 2,291 | 65 | \$14.00 | \$2,084,810 |
| 70 | Spalding | 530 | 44 | \$13.00 | \$303,160 |
| - | Stephens | | | | \$0 |
| 86 | Stewart | 221 | 55 | \$13.00 | \$158,015 |
| 4 | Sumter | 6,900 | 46 | \$13.00 | \$4,126,200 |
| - | Talbot | | | | \$0 |
| - | Taliaferro | | | | \$0 |
| 25 | Tattnall | 2,424 | 41 | \$10.40 | \$1,033,572 |
| 32 | Taylor | 1,500 | 45 | \$13.00 | \$877,500 |
| 40 | Telfair | 985 | 46 | \$13.00 | \$589,030 |
| 12 | Terrell | 2,308 | 55 | \$14.00 | \$1,777,160 |
| 46 | Thomas | 870 | 46 | \$13.00 | \$520,260 |
| 96 | Tift | 160 | 55 | \$13.00 | \$114,400 |
| 30 | Toombs | 1,509 | 46 | \$13.00 | \$902,382 |
| - | Towns | | | | \$0 |
| 103 | Treutlen | 144 | 46 | \$13.00 | \$86,052 |
| - | Troup | | | | \$0 |
| 99 | Turner | 163 | 55 | \$11.00 | \$98,693 |
| 55 | Twiggs | 710 | 46 | \$13.00 | \$424,675 |
| - | Union | | | | \$0 |
| - | Upson | | | | \$0 |
| 34 | Walker | 1,385 | 46 | \$13.00 | \$828,230 |
| 75 | Walton | 436 | 45 | \$13.00 | \$255,060 |
| 69 | Ware | 520 | 46 | \$13.00 | \$310,960 |
| 50 | Warren | 900 | 42 | \$12.80 | \$483,840 |
| 9 | Washington | 3,100 | 60 | \$14.00 | \$2,604,000 |
| 92 | Wayne | 212 | 46 | \$13.00 | \$126,776 |
| 83 | Webster | 297 | 50 | \$13.00 | \$193,050 |
| 44 | Wheeler | 922 | 46 | \$13.00 | \$551,356 |
| 68 | White | 300 | 65 | \$16.00 | \$312,000 |
| - | Whitfield | | | | \$0 |
| 72 | Wilcox | 495 | 46 | \$13.00 | \$296,010 |
| - | Wilkes | | | | \$0 |
| 79 | Wilkinson | 382 | 46 | \$13.00 | \$228,555 |
| 24 | Worth | 1,678 | 50 | \$13.00 | \$1,090,700 |
| Totals & Avg. | | 147,492 | 47.72 | \$12.88 | \$90,664,377 |
| Percent of Row & Forage | | 3.11% | | | |

Top Ten Counties For Soybeans



Top Ten Counties by Value - Soybeans

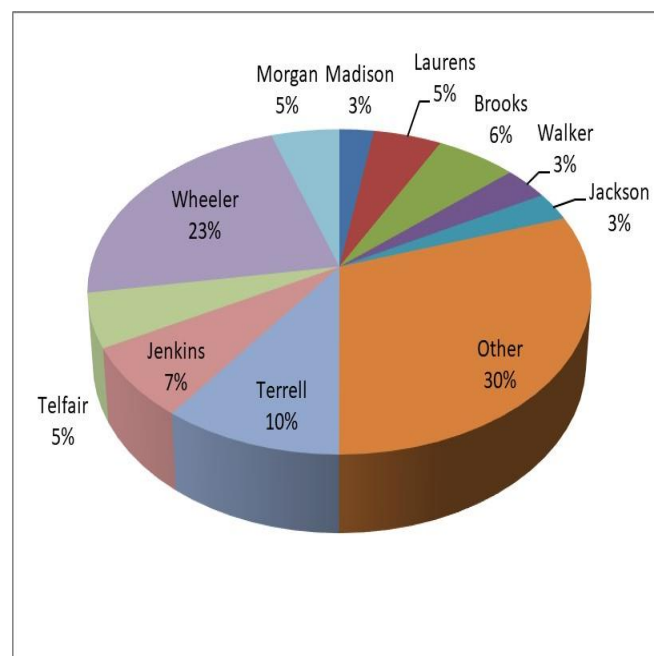
| County | Acres | Yield | Price | Farm Gate |
|------------|-------|-------|---------|-------------|
| Macon | 8,737 | 46 | \$13.00 | \$5,224,726 |
| Randolph | 6,391 | 57 | \$12.90 | \$4,707,701 |
| Dooly | 7,000 | 46 | \$13.00 | \$4,186,000 |
| Sumter | 6,900 | 46 | \$13.00 | \$4,126,200 |
| Brooks | 6,649 | 46 | \$13.00 | \$3,976,102 |
| Laurens | 7,179 | 41 | \$13.00 | \$3,817,074 |
| Jefferson | 5,200 | 49 | \$13.15 | \$3,350,620 |
| Bleckley | 5,392 | 46 | \$13.00 | \$3,224,535 |
| Washington | 3,100 | 60 | \$14.00 | \$2,604,000 |
| Seminole | 2,291 | 65 | \$14.00 | \$2,084,810 |

Straw Farm Gate Value 2021

| Rank | County | Acres | Bales/Acre | \$/Bale | Farm Gate | Rank | County | Acres | Bales/Acre | \$/Bale | Farm Gate |
|------|---------------|-------|------------|---------|-----------|------|------------|-------|------------|---------|-------------|
| - | Appling | | | | \$0 | - | Gilmer | | | | \$0 |
| - | Atkinson | | | | \$0 | 16 | Glascocock | 1,600 | 54 | \$2.75 | \$237,600 |
| 35 | Bacon | 600 | 5 | \$20.00 | \$60,000 | - | Glynn | | | | \$0 |
| 13 | Baker | 1,000 | 50 | \$6.00 | \$300,000 | - | Gordon | | | | \$0 |
| 46 | Baldwin | 75 | 15 | \$5.00 | \$5,625 | - | Grady | | | | \$0 |
| - | Banks | | | | \$0 | - | Greene | | | | \$0 |
| - | Barrow | | | | \$0 | - | Gwinnett | | | | \$0 |
| - | Bartow | | | | \$0 | - | Habersham | | | | \$0 |
| - | Ben Hill | | | | \$0 | - | Hall | | | | \$0 |
| - | Berrien | | | | \$0 | - | Hancock | | | | \$0 |
| - | Bibb | | | | \$0 | - | Haralson | | | | \$0 |
| 30 | Bleckley | 800 | 4 | \$30.00 | \$96,000 | 24 | Harris | 1,000 | 42 | \$3.25 | \$136,500 |
| - | Brantley | | | | \$0 | - | Hart | | | | \$0 |
| 4 | Brooks | 4,200 | 75 | \$3.00 | \$945,000 | - | Heard | | | | \$0 |
| - | Bryan | | | | \$0 | - | Henry | | | | \$0 |
| - | Bulloch | | | | \$0 | 15 | Houston | 2,000 | 3 | \$40.00 | \$240,000 |
| - | Burke | | | | \$0 | 22 | Irwin | 1,000 | 5 | \$40.00 | \$180,000 |
| 20 | Butts | 200 | 200 | \$5.00 | \$200,000 | 9 | Jackson | 1,000 | 100 | \$4.50 | \$450,000 |
| - | Calhoun | | | | \$0 | - | Jasper | | | | \$0 |
| - | Camden | | | | \$0 | - | Jeff Davis | | | | \$0 |
| - | Candler | | | | \$0 | - | Jefferson | | | | \$0 |
| - | Carroll | | | | \$0 | 3 | Jenkins | 223 | 250 | \$20.00 | \$1,115,000 |
| - | Catoosa | | | | \$0 | 12 | Johnson | 2,000 | 4 | \$44.00 | \$308,000 |
| - | Charlton | | | | \$0 | - | Jones | | | | \$0 |
| - | Chatham | | | | \$0 | 11 | Lamar | 1,453 | 50 | \$4.25 | \$308,762 |
| - | Chattahoochee | | | | \$0 | - | Lanier | | | | \$0 |
| - | Chattooga | | | | \$0 | 7 | Laurens | 5,000 | 4 | \$40.00 | \$800,000 |
| - | Cherokee | | | | \$0 | - | Lee | | | | \$0 |
| - | Clarke | | | | \$0 | - | Liberty | | | | \$0 |
| - | Clay | | | | \$0 | - | Lincoln | | | | \$0 |
| - | Clayton | | | | \$0 | - | Long | | | | \$0 |
| - | Clinch | | | | \$0 | - | Lowndes | | | | \$0 |
| - | Cobb | | | | \$0 | - | Lumpkin | | | | \$0 |
| - | Coffee | | | | \$0 | 28 | Macon | 2,200 | 3 | \$16.00 | \$105,600 |
| 25 | Colquitt | 700 | 75 | \$2.50 | \$131,250 | 10 | Madison | 1,200 | 75 | \$4.50 | \$405,000 |
| - | Columbia | | | | \$0 | 32 | Marion | 1,575 | 60 | \$0.87 | \$82,215 |
| - | Cook | | | | \$0 | - | McDuffie | | | | \$0 |
| - | Coweta | | | | \$0 | - | McIntosh | | | | \$0 |
| 29 | Crawford | 1,000 | 3 | \$35.00 | \$105,000 | - | Meriwether | | | | \$0 |
| 14 | Crisp | 1,250 | 75 | \$3.00 | \$281,250 | - | Miller | | | | \$0 |
| - | Dade | | | | \$0 | 38 | Mitchell | 100 | 100 | \$5.00 | \$50,000 |
| - | Dawson | | | | \$0 | 23 | Monroe | 1,200 | 3 | \$50.00 | \$150,000 |
| 38 | Decatur | 100 | 100 | \$5.00 | \$50,000 | 41 | Montgomery | 200 | 3 | \$50.00 | \$30,000 |
| - | Dekalb | | | | \$0 | 6 | Morgan | 1,981 | 90 | \$4.50 | \$802,305 |
| 31 | Dodge | 2,000 | 2 | \$30.00 | \$90,000 | - | Murray | | | | \$0 |
| - | Dooley | | | | \$0 | - | Muscogee | | | | \$0 |
| - | Dougherty | | | | \$0 | - | Newton | | | | \$0 |
| - | Douglas | | | | \$0 | - | Oconee | | | | \$0 |
| 18 | Early | 900 | 75 | \$3.00 | \$202,500 | 39 | Oglethorpe | 100 | 110 | \$4.50 | \$49,500 |
| - | Echols | | | | \$0 | - | Paulding | | | | \$0 |
| - | Effingham | | | | \$0 | 37 | Peach | 500 | 3 | \$35.00 | \$52,500 |
| 41 | Elbert | 100 | 50 | \$6.00 | \$30,000 | - | Pickens | | | | \$0 |
| - | Emanuel | | | | \$0 | 38 | Pierce | 500 | 5 | \$20.00 | \$50,000 |
| - | Evans | | | | \$0 | - | Pike | | | | \$0 |
| - | Fannin | | | | \$0 | - | Polk | | | | \$0 |
| - | Fayette | | | | \$0 | - | Pulaski | | | | \$0 |
| - | Floyd | | | | \$0 | 43 | Putnam | 75 | 30 | \$6.00 | \$13,500 |
| - | Forsyth | | | | \$0 | - | Quitman | | | | \$0 |
| 19 | Franklin | 300 | 250 | \$2.67 | \$200,002 | - | Rabun | | | | \$0 |
| - | Fulton | | | | \$0 | - | Randolph | | | | \$0 |

| Rank | County | Acres | Bales/Acre | \$/Bale | Farm Gate |
|------------------------------------|------------|---------------|--------------|---------------|---------------------|
| - | Richmond | | | | \$0 |
| - | Rockdale | | | | \$0 |
| - | Schley | | | | \$0 |
| 36 | Screven | 700 | 4 | \$20.00 | \$56,000 |
| - | Seminole | | | | \$0 |
| 44 | Spalding | 80 | 70 | \$2.00 | \$11,200 |
| - | Stephens | | | | \$0 |
| - | Stewart | | | | \$0 |
| - | Sumter | | | | \$0 |
| - | Talbot | | | | \$0 |
| - | Taliaferro | | | | \$0 |
| - | Tattnall | | | | \$0 |
| 26 | Taylor | 1,200 | 3 | \$35.00 | \$126,000 |
| 5 | Telfair | 1,250 | 225 | \$3.00 | \$843,750 |
| 2 | Terrell | 150 | 300 | \$35.00 | \$1,575,000 |
| - | Thomas | | | | \$0 |
| - | Tift | | | | \$0 |
| 33 | Toombs | 450 | 3 | \$50.00 | \$67,500 |
| - | Towns | | | | \$0 |
| - | Treutlen | | | | \$0 |
| - | Troup | | | | \$0 |
| - | Turner | | | | \$0 |
| 30 | Twiggs | 800 | 4 | \$30.00 | \$96,000 |
| - | Union | | | | \$0 |
| 27 | Upson | 550 | 50 | \$4.25 | \$116,875 |
| 8 | Walker | 700 | 150 | \$5.00 | \$525,000 |
| - | Walton | | | | \$0 |
| - | Ware | | | | \$0 |
| 21 | Warren | 1,400 | 50 | \$2.75 | \$192,500 |
| 17 | Washington | 2,000 | 4 | \$30.00 | \$210,000 |
| - | Wayne | | | | \$0 |
| 42 | Webster | 500 | 50 | \$0.90 | \$22,500 |
| 1 | Wheeler | 4,500 | 225 | \$3.50 | \$3,543,750 |
| - | White | | | | \$0 |
| - | Whitfield | | | | \$0 |
| - | Wilcox | | | | \$0 |
| 45 | Wilkes | 50 | 40 | \$4.00 | \$8,000 |
| 40 | Wilkinson | 300 | 4 | \$40.00 | \$48,000 |
| 34 | Worth | 300 | 5 | \$45.00 | \$60,750 |
| Totals & Avg. | | 53,062 | 58.63 | \$5.07 | \$15,765,935 |
| Percent of Row & Forage | | 0.54% | | | |

Top Ten Counties For Straw



Top Ten Counties by Value - Straw

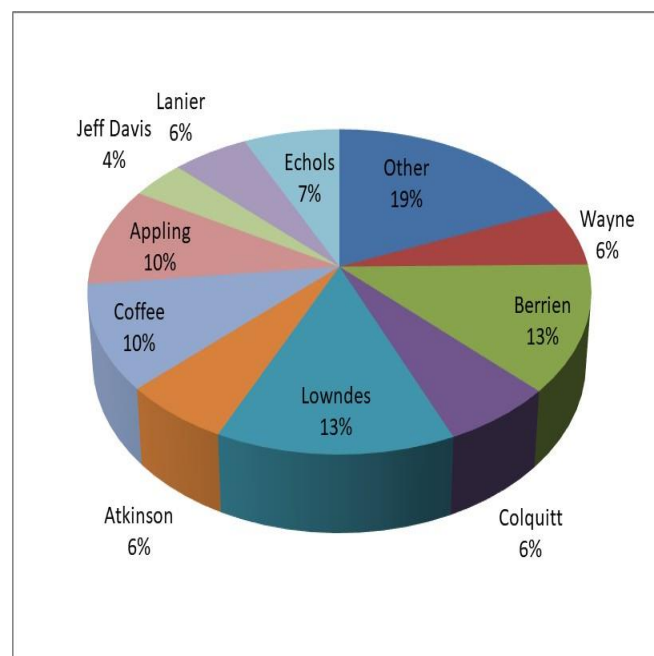
| County | Acres | Yield | Price | Farm Gate |
|---------|-------|-------|---------|-------------|
| Wheeler | 4,500 | 225 | \$3.50 | \$3,543,750 |
| Terrell | 150 | 300 | \$35.00 | \$1,575,000 |
| Jenkins | 223 | 250 | \$20.00 | \$1,115,000 |
| Brooks | 4,200 | 75 | \$3.00 | \$945,000 |
| Telfair | 1,250 | 225 | \$3.00 | \$843,750 |
| Morgan | 1,981 | 90 | \$4.50 | \$802,305 |
| Laurens | 5,000 | 4 | \$40.00 | \$800,000 |
| Walker | 700 | 150 | \$5.00 | \$525,000 |
| Jackson | 1,000 | 100 | \$4.50 | \$450,000 |
| Madison | 1,200 | 75 | \$4.50 | \$405,000 |

Tobacco Farm Gate Value 2021

| Rank | County | Acres | Lb/Acre | \$/Lb | Farm Gate | Rank | County | Acres | Lb/Acre | \$/Lb | Farm Gate |
|------|---------------|-------|---------|--------|-------------|------|------------|-------|---------|--------|-------------|
| 4 | Appling | 816 | 1900 | \$2.00 | \$3,100,800 | - | Gilmer | | | | \$0 |
| 7 | Atkinson | 366 | 2600 | \$1.97 | \$1,874,652 | - | Glascok | | | | \$0 |
| 12 | Bacon | 305 | 1600 | \$1.97 | \$961,360 | - | Glynn | | | | \$0 |
| - | Baker | | | | \$0 | - | Gordon | | | | \$0 |
| - | Baldwin | | | | \$0 | - | Grady | | | | \$0 |
| - | Banks | | | | \$0 | - | Greene | | | | \$0 |
| - | Barrow | | | | \$0 | - | Gwinnett | | | | \$0 |
| - | Bartow | | | | \$0 | - | Habersham | | | | \$0 |
| 17 | Ben Hill | 106 | 1930 | \$2.04 | \$417,343 | - | Hall | | | | \$0 |
| 2 | Berrien | 953 | 2000 | \$2.04 | \$3,888,240 | - | Hancock | | | | \$0 |
| - | Bibb | | | | \$0 | - | Haralson | | | | \$0 |
| - | Bleckley | | | | \$0 | - | Harris | | | | \$0 |
| - | Brantley | | | | \$0 | - | Hart | | | | \$0 |
| 11 | Brooks | 241 | 2500 | \$1.97 | \$1,186,925 | - | Heard | | | | \$0 |
| - | Bryan | | | | \$0 | - | Henry | | | | \$0 |
| 20 | Bulloch | 54 | 1930 | \$2.04 | \$212,608 | - | Houston | | | | \$0 |
| - | Burke | | | | \$0 | 15 | Irwin | 129 | 1950 | \$2.04 | \$513,162 |
| - | Butts | | | | \$0 | - | Jackson | | | | \$0 |
| - | Calhoun | | | | \$0 | - | Jasper | | | | \$0 |
| - | Camden | | | | \$0 | 10 | Jeff Davis | 309 | 1930 | \$2.04 | \$1,216,594 |
| 21 | Candler | 41 | 2200 | \$1.90 | \$171,380 | - | Jefferson | | | | \$0 |
| - | Carroll | | | | \$0 | - | Jenkins | | | | \$0 |
| - | Catoosa | | | | \$0 | - | Johnson | | | | \$0 |
| - | Charlton | | | | \$0 | - | Jones | | | | \$0 |
| - | Chatham | | | | \$0 | - | Lamar | | | | \$0 |
| - | Chattahoochee | | | | \$0 | 9 | Lanier | 444 | 1930 | \$2.04 | \$1,748,116 |
| - | Chattooga | | | | \$0 | - | Laurens | | | | \$0 |
| - | Cherokee | | | | \$0 | - | Lee | | | | \$0 |
| - | Clarke | | | | \$0 | - | Liberty | | | | \$0 |
| - | Clay | | | | \$0 | - | Lincoln | | | | \$0 |
| - | Clayton | | | | \$0 | - | Long | | | | \$0 |
| - | Clinch | | | | \$0 | 1 | Lowndes | 825 | 2535 | \$1.97 | \$4,120,008 |
| - | Cobb | | | | \$0 | - | Lumpkin | | | | \$0 |
| 3 | Coffee | 814 | 1930 | \$2.04 | \$3,204,880 | - | Macon | | | | \$0 |
| 6 | Colquitt | 421 | 2300 | \$2.00 | \$1,936,600 | - | Madison | | | | \$0 |
| - | Columbia | | | | \$0 | - | Marion | | | | \$0 |
| 22 | Cook | 34 | 1930 | \$2.04 | \$133,864 | - | McDuffie | | | | \$0 |
| - | Coweta | | | | \$0 | - | McIntosh | | | | \$0 |
| - | Crawford | | | | \$0 | - | Meriwether | | | | \$0 |
| - | Crisp | | | | \$0 | - | Miller | | | | \$0 |
| - | Dade | | | | \$0 | - | Mitchell | | | | \$0 |
| - | Dawson | | | | \$0 | - | Monroe | | | | \$0 |
| - | Decatur | | | | \$0 | - | Montgomery | | | | \$0 |
| - | Dekalb | | | | \$0 | - | Morgan | | | | \$0 |
| - | Dodge | | | | \$0 | - | Murray | | | | \$0 |
| - | Dooly | | | | \$0 | - | Muscogee | | | | \$0 |
| - | Dougherty | | | | \$0 | - | Newton | | | | \$0 |
| - | Douglas | | | | \$0 | - | Oconee | | | | \$0 |
| - | Early | | | | \$0 | - | Oglethorpe | | | | \$0 |
| 5 | Echols | 450 | 2500 | \$1.97 | \$2,216,250 | - | Paulding | | | | \$0 |
| 19 | Effingham | 54 | 2535 | \$1.97 | \$269,673 | - | Peach | | | | \$0 |
| - | Elbert | | | | \$0 | - | Pickens | | | | \$0 |
| - | Emanuel | | | | \$0 | - | Pierce | | | | \$0 |
| 14 | Evans | 145 | 2000 | \$1.97 | \$571,300 | - | Pike | | | | \$0 |
| - | Fannin | | | | \$0 | - | Polk | | | | \$0 |
| - | Fayette | | | | \$0 | - | Pulaski | | | | \$0 |
| - | Floyd | | | | \$0 | - | Putnam | | | | \$0 |
| - | Forsyth | | | | \$0 | - | Quitman | | | | \$0 |
| - | Franklin | | | | \$0 | - | Rabun | | | | \$0 |
| - | Fulton | | | | \$0 | - | Randolph | | | | \$0 |

| Rank | County | Acres | Lb/Acre | \$/Lb | Farm Gate |
|------------------------------------|------------|--------------|----------------|---------------|---------------------|
| - | Richmond | | | | \$0 |
| - | Rockdale | | | | \$0 |
| - | Schley | | | | \$0 |
| 13 | Screven | 125 | 2535 | \$1.97 | \$624,243 |
| - | Seminole | | | | \$0 |
| - | Spalding | | | | \$0 |
| - | Stephens | | | | \$0 |
| - | Stewart | | | | \$0 |
| - | Sumter | | | | \$0 |
| - | Talbot | | | | \$0 |
| - | Taliaferro | | | | \$0 |
| - | Tattnall | | | | \$0 |
| - | Taylor | | | | \$0 |
| - | Telfair | | | | \$0 |
| - | Terrell | | | | \$0 |
| - | Thomas | | | | \$0 |
| 18 | Tift | 54 | 2535 | \$2.04 | \$279,255 |
| - | Toombs | | | | \$0 |
| - | Towns | | | | \$0 |
| - | Treutlen | | | | \$0 |
| - | Troup | | | | \$0 |
| - | Turner | | | | \$0 |
| - | Twiggs | | | | \$0 |
| - | Union | | | | \$0 |
| - | Upson | | | | \$0 |
| - | Walker | | | | \$0 |
| - | Walton | | | | \$0 |
| 16 | Ware | 120 | 1930 | \$2.04 | \$472,464 |
| - | Warren | | | | \$0 |
| - | Washington | | | | \$0 |
| 8 | Wayne | 526 | 1800 | \$1.97 | \$1,865,196 |
| - | Webster | | | | \$0 |
| - | Wheeler | | | | \$0 |
| - | White | | | | \$0 |
| - | Whitfield | | | | \$0 |
| - | Wilcox | | | | \$0 |
| - | Wilkes | | | | \$0 |
| - | Wilkinson | | | | \$0 |
| - | Worth | | | | \$0 |
| Totals & Avg. | | 7,332 | 2111.66 | \$2.00 | \$30,984,920 |
| Percent of Row & Forage | | 1.06% | | | |

Top Ten Counties For Tobacco



Top Ten Counties by Value - Tobacco

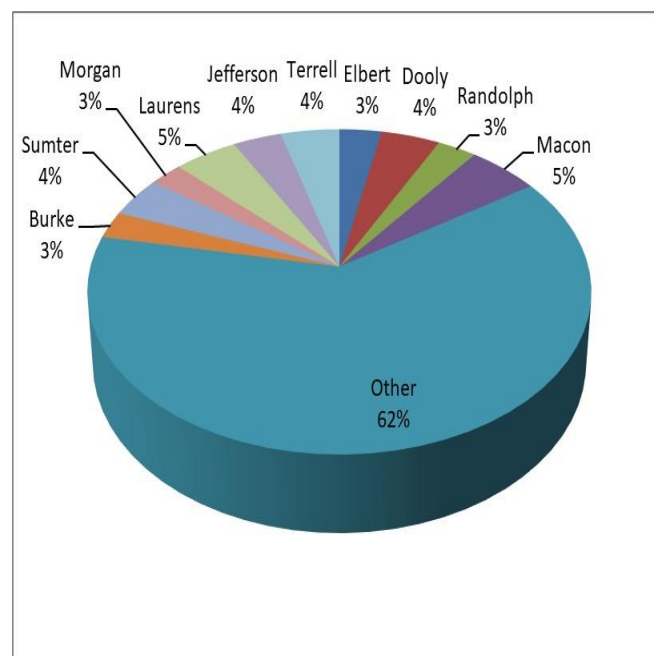
| County | Acres | Yield | Price | Farm Gate |
|------------|-------|-------|--------|-------------|
| Lowndes | 825 | 2535 | \$1.97 | \$4,120,008 |
| Berrien | 953 | 2000 | \$2.04 | \$3,888,240 |
| Coffee | 814 | 1930 | \$2.04 | \$3,204,880 |
| Appling | 816 | 1900 | \$2.00 | \$3,100,800 |
| Echols | 450 | 2500 | \$1.97 | \$2,216,250 |
| Colquitt | 421 | 2300 | \$2.00 | \$1,936,600 |
| Atkinson | 366 | 2600 | \$1.97 | \$1,874,652 |
| Wayne | 526 | 1800 | \$1.97 | \$1,865,196 |
| Lanier | 444 | 1930 | \$2.04 | \$1,748,116 |
| Jeff Davis | 309 | 1930 | \$2.04 | \$1,216,594 |

Wheat Farm Gate Value 2021

| Rank | County | Acres | Bu/Acre | \$/Bu | Farm Gate | Rank | County | Acres | Bu/Acre | \$/Bu | Farm Gate |
|------|---------------|-------|---------|---------|-------------|------|------------|-------|---------|--------|-------------|
| 49 | Appling | 931 | 50 | \$7.00 | \$326,018 | 110 | Gilmer | 40 | 56 | \$6.65 | \$14,896 |
| 95 | Atkinson | 133 | 55 | \$7.00 | \$51,205 | 34 | Glascocock | 1,400 | 53 | \$6.55 | \$486,010 |
| 97 | Bacon | 130 | 55 | \$6.50 | \$46,475 | - | Glynn | | | | \$0 |
| 14 | Baker | 4,000 | 50 | \$4.60 | \$920,000 | 71 | Gordon | 832 | 55 | \$3.20 | \$146,432 |
| 100 | Baldwin | 100 | 56 | \$6.65 | \$37,240 | 33 | Grady | 1,334 | 50 | \$7.50 | \$500,250 |
| 101 | Banks | 110 | 48 | \$6.60 | \$34,848 | 74 | Greene | 300 | 56 | \$6.65 | \$111,720 |
| - | Barrow | | | | \$0 | - | Gwinnett | | | | \$0 |
| 76 | Bartow | 341 | 55 | \$5.20 | \$97,411 | 36 | Habersham | 2,000 | 35 | \$6.65 | \$465,500 |
| 67 | Ben Hill | 450 | 56 | \$6.65 | \$167,580 | 103 | Hall | 70 | 56 | \$6.65 | \$26,068 |
| 86 | Berrien | 197 | 56 | \$6.65 | \$73,362 | - | Hancock | | | | \$0 |
| 72 | Bibb | 390 | 60 | \$5.20 | \$121,680 | - | Haralson | | | | \$0 |
| 17 | Bleckley | 2,327 | 56 | \$6.65 | \$866,526 | - | Harris | | | | \$0 |
| - | Brantley | | | | \$0 | 16 | Hart | 2,596 | 65 | \$5.20 | \$877,427 |
| 58 | Brooks | 755 | 55 | \$5.20 | \$215,930 | - | Heard | | | | \$0 |
| 115 | Bryan | 27 | 50 | \$6.00 | \$8,100 | 87 | Henry | 300 | 56 | \$4.00 | \$67,200 |
| 19 | Bulloch | 1,956 | 55 | \$7.50 | \$806,850 | 27 | Houston | 1,978 | 45 | \$6.75 | \$600,817 |
| 9 | Burke | 3,512 | 56 | \$6.65 | \$1,307,868 | 26 | Irwin | 2,143 | 55 | \$5.25 | \$618,791 |
| 85 | Butts | 257 | 55 | \$5.20 | \$73,502 | 55 | Jackson | 690 | 56 | \$6.65 | \$256,795 |
| 21 | Calhoun | 1,636 | 60 | \$6.65 | \$652,764 | - | Jasper | | | | \$0 |
| - | Camden | | | | \$0 | 45 | Jeff Davis | 1,322 | 50 | \$5.20 | \$343,720 |
| 92 | Candler | 190 | 50 | \$6.00 | \$57,000 | 6 | Jefferson | 4,700 | 56 | \$6.70 | \$1,763,440 |
| 114 | Carroll | 35 | 35 | \$6.65 | \$8,146 | 54 | Jenkins | 716 | 56 | \$6.65 | \$266,638 |
| 91 | Catoosa | 200 | 55 | \$5.20 | \$57,200 | 24 | Johnson | 1,500 | 65 | \$6.50 | \$633,750 |
| - | Charlton | | | | \$0 | 105 | Jones | 50 | 56 | \$6.65 | \$18,620 |
| - | Chatham | | | | \$0 | 47 | Lamar | 895 | 56 | \$6.65 | \$333,365 |
| - | Chattahoochee | | | | \$0 | 38 | Lanier | 1,153 | 56 | \$6.65 | \$429,377 |
| 78 | Chattooga | 315 | 50 | \$6.00 | \$94,500 | 2 | Laurens | 6,832 | 56 | \$6.00 | \$2,295,552 |
| - | Cherokee | | | | \$0 | 29 | Lee | 1,484 | 56 | \$6.65 | \$552,641 |
| 93 | Clarke | 150 | 56 | \$6.65 | \$55,860 | 89 | Liberty | 200 | 50 | \$6.00 | \$60,000 |
| - | Clay | | | | \$0 | 113 | Lincoln | 37 | 50 | \$5.20 | \$9,620 |
| - | Clayton | | | | \$0 | - | Long | | | | \$0 |
| - | Clinch | | | | \$0 | 102 | Lowndes | 91 | 56 | \$6.65 | \$33,888 |
| - | Cobb | | | | \$0 | 105 | Lumpkin | 50 | 56 | \$6.65 | \$18,620 |
| 108 | Coffee | 47 | 56 | \$6.65 | \$17,502 | 1 | Macon | 7,791 | 60 | \$5.50 | \$2,571,030 |
| 37 | Colquitt | 1,260 | 60 | \$6.00 | \$453,600 | 42 | Madison | 1,225 | 55 | \$6.00 | \$404,250 |
| - | Columbia | | | | \$0 | 64 | Marion | 468 | 56 | \$6.65 | \$174,283 |
| 84 | Cook | 200 | 56 | \$6.65 | \$74,480 | 109 | McDuffie | 52 | 45 | \$6.65 | \$15,561 |
| 106 | Coweta | 49 | 56 | \$6.65 | \$18,322 | - | McIntosh | | | | \$0 |
| 52 | Crawford | 1,000 | 55 | \$5.20 | \$286,000 | 82 | Meriwether | 300 | 55 | \$5.20 | \$85,800 |
| 23 | Crisp | 1,707 | 56 | \$6.65 | \$635,686 | 28 | Miller | 2,022 | 45 | \$6.50 | \$591,435 |
| 84 | Dade | 200 | 56 | \$6.65 | \$74,480 | - | Mitchell | | | | \$0 |
| - | Dawson | | | | \$0 | 50 | Monroe | 1,070 | 55 | \$5.20 | \$306,020 |
| 20 | Decatur | 1,798 | 56 | \$6.65 | \$669,727 | 88 | Montgomery | 169 | 56 | \$6.65 | \$62,935 |
| - | Dekalb | | | | \$0 | 10 | Morgan | 1,981 | 90 | \$6.65 | \$1,185,628 |
| 48 | Dodge | 910 | 55 | \$6.65 | \$332,832 | 99 | Murray | 100 | 56 | \$6.65 | \$37,262 |
| 3 | Dooley | 5,750 | 56 | \$6.65 | \$2,141,300 | - | Muscogee | | | | \$0 |
| 66 | Dougherty | 461 | 56 | \$6.65 | \$171,676 | 69 | Newton | 350 | 65 | \$6.65 | \$151,287 |
| - | Douglas | | | | \$0 | 77 | Oconee | 255 | 56 | \$6.65 | \$94,962 |
| 25 | Early | 1,901 | 55 | \$6.00 | \$627,330 | 100 | Oglethorpe | 100 | 56 | \$6.65 | \$37,240 |
| - | Echols | | | | \$0 | - | Paulding | | | | \$0 |
| 57 | Effingham | 600 | 55 | \$7.00 | \$231,000 | 96 | Peach | 150 | 65 | \$5.15 | \$50,212 |
| 7 | Elbert | 1,800 | 100 | \$8.48 | \$1,526,400 | - | Pickens | | | | \$0 |
| 31 | Emanuel | 1,500 | 50 | \$7.00 | \$525,000 | 51 | Pierce | 845 | 55 | \$6.50 | \$302,087 |
| - | Evans | | | | \$0 | 81 | Pike | 234 | 56 | \$6.65 | \$87,141 |
| 111 | Fannin | 40 | 56 | \$5.90 | \$13,216 | 62 | Polk | 626 | 55 | \$5.20 | \$179,038 |
| - | Fayette | | | | \$0 | 22 | Pulaski | 1,600 | 60 | \$6.65 | \$638,400 |
| 98 | Floyd | 69 | 60 | \$10.40 | \$43,324 | 83 | Putnam | 210 | 56 | \$6.65 | \$78,204 |
| 112 | Forsyth | 34 | 50 | \$6.90 | \$11,939 | 90 | Quitman | 155 | 57 | \$6.60 | \$58,299 |
| 70 | Franklin | 600 | 56 | \$4.50 | \$151,200 | - | Rabun | | | | \$0 |
| - | Fulton | | | | \$0 | 8 | Randolph | 3,571 | 60 | \$6.60 | \$1,414,116 |

| Rank | County | Acres | Bu/Acre | \$/Bu | Farm Gate |
|--------------------------|------------|--|--------------|---------------|---------------------|
| 79 | Richmond | 245 | 56 | \$6.65 | \$91,238 |
| 104 | Rockdale | 70 | 56 | \$5.18 | \$20,305 |
| 107 | Schley | 75 | 40 | \$6.00 | \$18,000 |
| 35 | Screven | 2,354 | 40 | \$5.00 | \$470,800 |
| 43 | Seminole | 811 | 70 | \$6.80 | \$386,036 |
| 80 | Spalding | 305 | 55 | \$5.30 | \$88,907 |
| 105 | Stephens | 50 | 56 | \$6.65 | \$18,620 |
| 63 | Stewart | 445 | 60 | \$6.65 | \$177,555 |
| 5 | Sumter | 6,620 | 50 | \$6.00 | \$1,986,000 |
| 73 | Talbot | 400 | 40 | \$7.50 | \$120,000 |
| 94 | Taliaferro | 185 | 55 | \$5.20 | \$52,910 |
| 60 | Tattnall | 707 | 55 | \$5.20 | \$202,087 |
| 30 | Taylor | 1,700 | 60 | \$5.20 | \$530,400 |
| 41 | Telfair | 845 | 65 | \$7.50 | \$411,937 |
| 4 | Terrell | 4,677 | 65 | \$7.00 | \$2,128,035 |
| 116 | Thomas | 90 | 55 | \$1.00 | \$4,950 |
| 46 | Tift | 876 | 56 | \$7.00 | \$343,392 |
| 65 | Toombs | 465 | 56 | \$6.65 | \$173,166 |
| - | Towns | | | | \$0 |
| 53 | Treutlen | 636 | 70 | \$6.25 | \$278,114 |
| - | Troup | | | | \$0 |
| 40 | Turner | 1,039 | 60 | \$6.65 | \$414,561 |
| 32 | Twiggs | 1,382 | 56 | \$6.65 | \$514,556 |
| 105 | Union | 50 | 56 | \$6.65 | \$18,620 |
| 44 | Upson | 975 | 56 | \$6.65 | \$363,090 |
| 75 | Walker | 385 | 50 | \$5.20 | \$100,100 |
| 59 | Walton | 570 | 56 | \$6.65 | \$212,268 |
| - | Ware | | | | \$0 |
| 39 | Warren | 1,250 | 52 | \$6.50 | \$422,500 |
| 18 | Washington | 1,950 | 65 | \$6.50 | \$823,875 |
| 11 | Wayne | 2,206 | 75 | \$7.04 | \$1,164,768 |
| 61 | Webster | 511 | 56 | \$6.65 | \$190,296 |
| 15 | Wheeler | 1,600 | 70 | \$8.00 | \$896,000 |
| - | White | | | | \$0 |
| - | Whitfield | | | | \$0 |
| 12 | Wilcox | 3,098 | 56 | \$6.65 | \$1,153,695 |
| 56 | Wilkes | 800 | 60 | \$5.20 | \$249,600 |
| 68 | Wilkinson | 419 | 56 | \$6.65 | \$155,864 |
| 13 | Worth | 2,622 | 56 | \$6.65 | \$976,432 |
| Totals & Avg. | | 134,468 | 57.19 | \$6.33 | \$48,700,104 |
| | | Percent of Row & Forage 1.67% | | | |

Top Ten Counties For Wheat



Top Ten Counties by Value - Wheat

| County | Acres | Yield | Price | Farm Gate |
|-----------|-------|-------|--------|-------------|
| Macon | 7,791 | 60 | \$5.50 | \$2,571,030 |
| Laurens | 6,832 | 56 | \$6.00 | \$2,295,552 |
| Dooly | 5,750 | 56 | \$6.65 | \$2,141,300 |
| Terrell | 4,677 | 65 | \$7.00 | \$2,128,035 |
| Sumter | 6,620 | 50 | \$6.00 | \$1,986,000 |
| Jefferson | 4,700 | 56 | \$6.70 | \$1,763,440 |
| Elbert | 1,800 | 100 | \$8.48 | \$1,526,400 |
| Randolph | 3,571 | 60 | \$6.60 | \$1,414,116 |
| Burke | 3,512 | 56 | \$6.65 | \$1,307,868 |
| Morgan | 1,981 | 90 | \$6.65 | \$1,185,628 |

Miscellaneous Row And Forage Crops Farm Gate Value 2021

| Rank | County | Farm Gate | Rank | County | Farm Gate | Rank | County | Farm Gate |
|------|---------------|-------------|------|------------|-------------|------------------------------------|------------|---------------------|
| - | Appling | \$0 | - | Fannin | \$0 | - | Oglethorpe | \$0 |
| 55 | Atkinson | \$70,000 | - | Fayette | \$0 | - | Paulding | \$0 |
| 81 | Bacon | \$9,100 | 65 | Floyd | \$32,750 | 39 | Peach | \$121,993 |
| 2 | Baker | \$2,117,400 | 66 | Forsyth | \$30,342 | - | Pickens | \$0 |
| - | Baldwin | \$0 | 70 | Franklin | \$21,000 | 36 | Pierce | \$133,656 |
| - | Banks | \$0 | - | Fulton | \$0 | 52 | Pike | \$80,329 |
| - | Barrow | \$0 | - | Gilmer | \$0 | 24 | Polk | \$273,536 |
| 64 | Bartow | \$35,157 | 14 | Glascock | \$443,794 | 84 | Pulaski | \$5,400 |
| - | Ben Hill | \$0 | - | Glynn | \$0 | 6 | Putnam | \$941,300 |
| 21 | Berrien | \$349,188 | 23 | Gordon | \$304,558 | 78 | Quitman | \$11,875 |
| 57 | Bibb | \$53,520 | 46 | Grady | \$105,600 | - | Rabun | \$0 |
| 83 | Bleckley | \$6,342 | - | Greene | \$0 | 51 | Randolph | \$84,448 |
| 59 | Brantley | \$48,474 | - | Gwinnett | \$0 | 82 | Richmond | \$7,500 |
| 25 | Brooks | \$235,396 | - | Habersham | \$0 | 87 | Rockdale | \$2,000 |
| 60 | Bryan | \$45,000 | 5 | Hall | \$952,644 | - | Schley | \$0 |
| - | Bulloch | \$0 | - | Hancock | \$0 | 3 | Screven | \$1,600,000 |
| 11 | Burke | \$546,654 | - | Haralson | \$0 | 12 | Seminole | \$541,680 |
| 76 | Butts | \$15,075 | - | Harris | \$0 | 75 | Spalding | \$16,320 |
| 54 | Calhoun | \$72,560 | 73 | Hart | \$16,400 | - | Stephens | \$0 |
| - | Camden | \$0 | - | Heard | \$0 | 77 | Stewart | \$14,780 |
| 62 | Candler | \$40,320 | - | Henry | \$0 | - | Sumter | \$0 |
| 53 | Carroll | \$75,000 | - | Houston | \$0 | - | Talbot | \$0 |
| - | Catoosa | \$0 | - | Irwin | \$0 | - | Taliaferro | \$0 |
| - | Charlton | \$0 | 4 | Jackson | \$1,142,355 | - | Tattnall | \$0 |
| - | Chatham | \$0 | 85 | Jasper | \$4,123 | 67 | Taylor | \$26,250 |
| - | Chattahoochee | \$0 | 19 | Jeff Davis | \$357,960 | 16 | Telfair | \$402,380 |
| 32 | Chattooga | \$168,456 | 9 | Jefferson | \$792,236 | - | Terrell | \$0 |
| - | Cherokee | \$0 | 38 | Jenkins | \$130,900 | 44 | Thomas | \$111,300 |
| - | Clarke | \$0 | 29 | Johnson | \$188,000 | 20 | Tift | \$355,875 |
| 74 | Clay | \$16,380 | - | Jones | \$0 | 71 | Toombs | \$20,040 |
| - | Clayton | \$0 | 28 | Lamar | \$196,040 | - | Towns | \$0 |
| - | Clinch | \$0 | 88 | Lanier | \$1,890 | - | Treutlen | \$0 |
| - | Cobb | \$0 | 10 | Laurens | \$618,977 | - | Troup | \$0 |
| 58 | Coffee | \$50,950 | 69 | Lee | \$21,745 | 17 | Turner | \$399,798 |
| 7 | Colquitt | \$912,240 | 86 | Liberty | \$3,871 | 72 | Twiggs | \$17,451 |
| - | Columbia | \$0 | 80 | Lincoln | \$10,000 | - | Union | \$0 |
| - | Cook | \$0 | - | Long | \$0 | 89 | Upson | \$1,640 |
| - | Coweta | \$0 | 40 | Lowndes | \$121,500 | - | Walker | \$0 |
| - | Crawford | \$0 | - | Lumpkin | \$0 | - | Walton | \$0 |
| 48 | Crisp | \$93,386 | 26 | Macon | \$235,207 | - | Ware | \$0 |
| - | Dade | \$0 | 8 | Madison | \$809,980 | 34 | Warren | \$159,696 |
| 53 | Dawson | \$75,000 | 42 | Marion | \$115,240 | 18 | Washington | \$359,250 |
| 49 | Decatur | \$91,305 | - | McDuffie | \$0 | 27 | Wayne | \$225,000 |
| - | Dekalb | \$0 | - | McIntosh | \$0 | 33 | Webster | \$160,121 |
| 56 | Dodge | \$63,750 | - | Meriwether | \$0 | 15 | Wheeler | \$425,250 |
| - | Dooley | \$0 | - | Miller | \$0 | 61 | White | \$44,000 |
| 30 | Dougherty | \$177,937 | 47 | Mitchell | \$95,000 | - | Whitfield | \$0 |
| - | Douglas | \$0 | 22 | Monroe | \$306,770 | 63 | Wilcox | \$35,285 |
| - | Early | \$0 | 68 | Montgomery | \$23,400 | 43 | Wilkes | \$113,000 |
| - | Echols | \$0 | 13 | Morgan | \$450,425 | 82 | Wilkinson | \$7,500 |
| 37 | Effingham | \$131,250 | 31 | Murray | \$169,331 | 1 | Worth | \$2,564,305 |
| 50 | Elbert | \$89,480 | - | Muscogee | \$0 | Totals & Avg. | | \$22,945,478 |
| 35 | Emanuel | \$150,000 | 41 | Newton | \$119,875 | Percent of Row & Forage | | |
| 45 | Evans | \$110,000 | 79 | Oconee | \$11,274 | 0.79% | | |

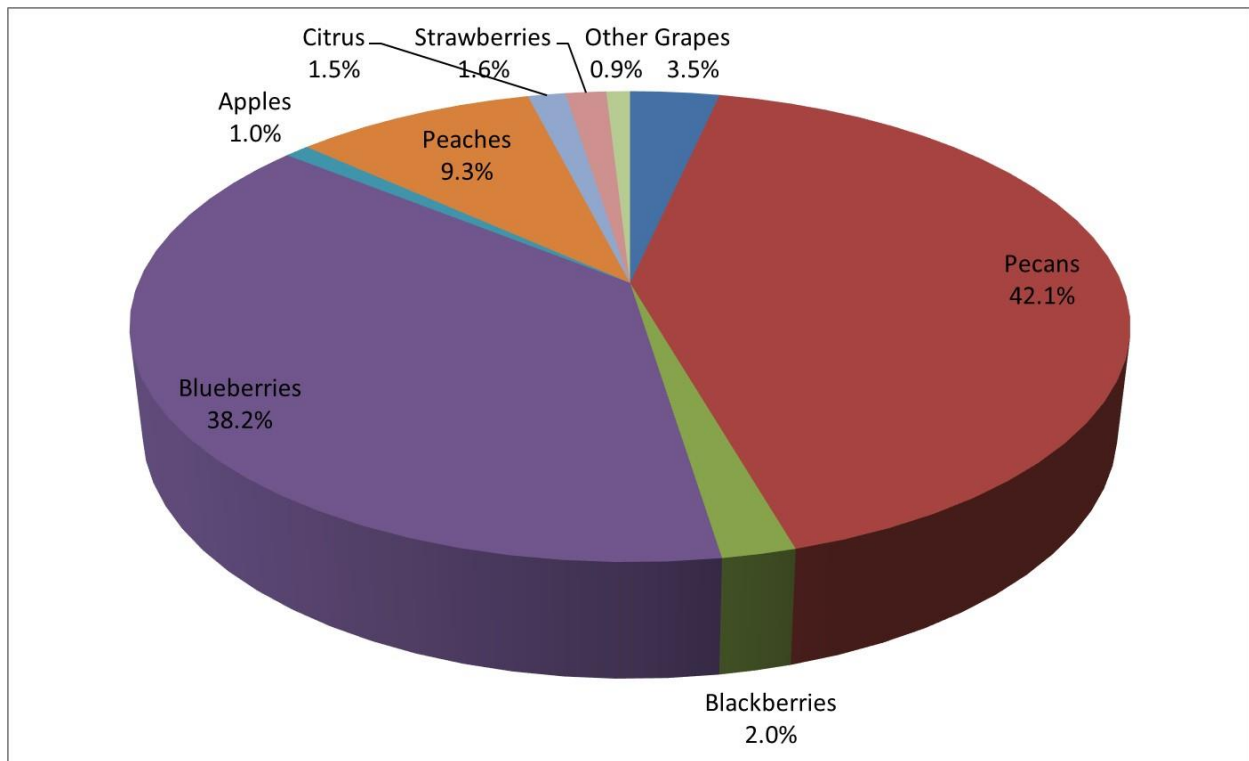
Total Row and Forage Crops Value

| Rank | County | Farm Gate | Rank | County | Farm Gate | Rank | County | Farm Gate |
|------|---------------|---------------|------|------------|---------------|--|------------|--------------|
| 22 | Appling | \$47,106,100 | 144 | Fayette | \$255,553 | 86 | Peach | \$4,887,013 |
| 32 | Atkinson | \$37,008,296 | 62 | Floyd | \$12,079,686 | 131 | Pickens | \$754,320 |
| 49 | Bacon | \$20,066,499 | 146 | Forsyth | \$206,084 | 33 | Pierce | \$33,848,577 |
| 13 | Baker | \$62,532,570 | 72 | Franklin | \$8,359,832 | 100 | Pike | \$3,209,416 |
| 111 | Baldwin | \$1,996,954 | 142 | Fulton | \$273,366 | 79 | Polk | \$6,317,373 |
| 90 | Banks | \$4,450,968 | 107 | Gilmer | \$2,314,706 | 30 | Pulaski | \$39,997,285 |
| 143 | Barrow | \$268,800 | 61 | Glascock | \$12,366,579 | 87 | Putnam | \$4,818,449 |
| 65 | Bartow | \$9,345,059 | - | Glynn | \$0 | 117 | Quitman | \$1,638,629 |
| 47 | Ben Hill | \$22,577,109 | 54 | Gordon | \$13,968,043 | 151 | Rabun | \$19,350 |
| 16 | Berrien | \$59,467,438 | 29 | Grady | \$42,961,757 | 31 | Randolph | \$37,554,641 |
| 119 | Bibb | \$1,343,648 | 94 | Greene | \$4,017,469 | 125 | Richmond | \$963,752 |
| 40 | Bleckley | \$28,408,712 | 138 | Gwinnett | \$460,320 | 147 | Rockdale | \$103,103 |
| 106 | Brantley | \$2,448,648 | 84 | Habersham | \$5,513,770 | 102 | Schley | \$3,073,577 |
| 15 | Brooks | \$60,396,258 | 89 | Hall | \$4,573,612 | 25 | Screven | \$45,573,477 |
| 126 | Bryan | \$943,600 | 124 | Hancock | \$1,030,438 | 11 | Seminole | \$68,476,153 |
| 10 | Bulloch | \$69,250,331 | 103 | Haralson | \$3,056,880 | 118 | Spalding | \$1,559,835 |
| 5 | Burke | \$85,354,772 | 105 | Harris | \$2,734,500 | 91 | Stephens | \$4,290,320 |
| 136 | Butts | \$522,373 | 67 | Hart | \$9,232,681 | 71 | Stewart | \$8,393,881 |
| 20 | Calhoun | \$52,368,037 | 139 | Heard | \$397,829 | 18 | Sumter | \$55,004,040 |
| 152 | Camden | \$17,287 | 114 | Henry | \$1,687,967 | 141 | Talbot | \$281,000 |
| 59 | Candler | \$13,084,595 | 63 | Houston | \$10,880,102 | 150 | Taliaferro | \$52,910 |
| 85 | Carroll | \$5,308,164 | 12 | Irwin | \$62,614,948 | 42 | Tattnall | \$26,381,343 |
| 122 | Catoosa | \$1,148,516 | 73 | Jackson | \$7,940,366 | 81 | Taylor | \$6,033,356 |
| 135 | Charlton | \$560,520 | 101 | Jasper | \$3,085,882 | 41 | Telfair | \$27,170,919 |
| - | Chatham | \$0 | 37 | Jeff Davis | \$30,885,041 | 14 | Terrell | \$62,398,884 |
| - | Chattahoochee | \$0 | 19 | Jefferson | \$53,698,254 | 24 | Thomas | \$46,478,906 |
| 104 | Chattooga | \$2,945,604 | 38 | Jenkins | \$30,198,209 | 27 | Tift | \$44,136,396 |
| 98 | Cherokee | \$3,330,000 | 57 | Johnson | \$13,179,925 | 50 | Toombs | \$19,860,439 |
| 130 | Clarke | \$793,609 | 123 | Jones | \$1,035,945 | 133 | Towns | \$662,340 |
| 55 | Clay | \$13,473,273 | 83 | Lamar | \$5,565,327 | 80 | Treutlen | \$6,056,426 |
| - | Clayton | \$0 | 52 | Lanier | \$16,151,705 | 129 | Troup | \$810,000 |
| 113 | Clinch | \$1,706,496 | 39 | Laurens | \$28,735,270 | 21 | Turner | \$48,035,259 |
| 148 | Cobb | \$84,000 | 26 | Lee | \$45,207,406 | 74 | Twiggs | \$7,900,401 |
| 8 | Coffee | \$72,025,650 | 132 | Liberty | \$736,347 | 112 | Union | \$1,970,736 |
| 4 | Colquitt | \$85,530,552 | 93 | Lincoln | \$4,099,620 | 96 | Upson | \$3,896,758 |
| 140 | Columbia | \$335,100 | 128 | Long | \$887,284 | 66 | Walker | \$9,257,809 |
| 36 | Cook | \$31,651,158 | 51 | Lowndes | \$18,676,440 | 120 | Walton | \$1,296,918 |
| 116 | Coweta | \$1,643,415 | 109 | Lumpkin | \$2,175,424 | 56 | Ware | \$13,212,171 |
| 97 | Crawford | \$3,581,825 | 17 | Macon | \$58,911,458 | 77 | Warren | \$6,611,606 |
| 28 | Crisp | \$44,101,873 | 48 | Madison | \$22,242,460 | 45 | Washington | \$23,825,175 |
| 99 | Dade | \$3,320,200 | 69 | Marion | \$8,478,506 | 43 | Wayne | \$26,162,609 |
| 121 | Dawson | \$1,188,600 | 115 | McDuffie | \$1,656,444 | 46 | Webster | \$23,062,442 |
| 6 | Decatur | \$82,532,634 | - | McIntosh | \$0 | 58 | Wheeler | \$13,115,934 |
| - | Dekalb | \$0 | 134 | Meriwether | \$579,400 | 76 | White | \$7,058,920 |
| 35 | Dodge | \$31,702,905 | 7 | Miller | \$80,345,383 | 108 | Whitfield | \$2,268,420 |
| 2 | Dooly | \$100,781,568 | 1 | Mitchell | \$104,772,161 | 23 | Wilcox | \$46,609,346 |
| 60 | Dougherty | \$12,689,783 | 78 | Monroe | \$6,462,919 | 70 | Wilkes | \$8,394,800 |
| - | Douglas | \$0 | 64 | Montgomery | \$9,712,413 | 110 | Wilkinson | \$2,042,840 |
| 9 | Early | \$70,002,577 | 44 | Morgan | \$25,925,973 | 3 | Worth | \$94,849,896 |
| 92 | Echols | \$4,268,100 | 88 | Murray | \$4,645,217 | Totals & Avg. \$2,915,178,860 | | |
| 53 | Effingham | \$14,517,168 | 149 | Muscogee | \$73,248 | | | |
| 82 | Elbert | \$5,853,693 | 95 | Newton | \$4,014,674 | | | |
| 34 | Emanuel | \$33,549,645 | 137 | Oconee | \$468,845 | | | |
| 75 | Evans | \$7,749,373 | 68 | Oglethorpe | \$8,747,805 | | | |
| 145 | Fannin | \$252,344 | 127 | Paulding | \$932,780 | | | |

2021 Georgia Fruits and Nuts Farm Gate Value

\$912,076,545

Fruits and Nuts 2021 Farm Gate Value



Apples Farm Gate Value 2021

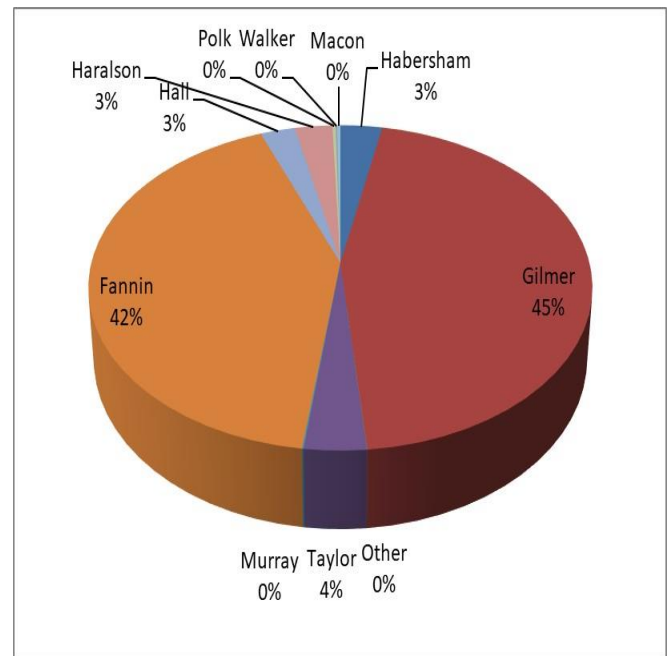
| Rank | County | Acres Farm gate Value | | Rank | County | Acres Farm gate Value | |
|------|---------------|-----------------------|-------------|------|------------|-----------------------|-------------|
| - | Appling | | \$0 | 1 | Gilmer | 325 | \$3,948,750 |
| - | Atkinson | | \$0 | - | Glascocock | | \$0 |
| - | Bacon | | \$0 | - | Glynn | | \$0 |
| - | Baker | | \$0 | 11 | Gordon | | \$945 |
| - | Baldwin | | \$0 | - | Grady | | \$0 |
| - | Banks | | \$0 | - | Greene | | \$0 |
| - | Barrow | | \$0 | - | Gwinnett | | \$0 |
| - | Bartow | | \$0 | 4 | Habersham | 20 | \$270,000 |
| - | Ben Hill | | \$0 | 6 | Hall | 25 | \$225,000 |
| - | Berrien | | \$0 | - | Hancock | | \$0 |
| - | Bibb | | \$0 | 5 | Haralson | 20 | \$243,000 |
| - | Bleckley | | \$0 | - | Harris | | \$0 |
| - | Brantley | | \$0 | - | Hart | | \$0 |
| - | Brooks | | \$0 | - | Heard | | \$0 |
| - | Bryan | | \$0 | - | Henry | | \$0 |
| - | Bulloch | | \$0 | - | Houston | | \$0 |
| - | Burke | | \$0 | - | Irwin | | \$0 |
| - | Butts | | \$0 | - | Jackson | | \$0 |
| - | Calhoun | | \$0 | - | Jasper | | \$0 |
| - | Camden | | \$0 | - | Jeff Davis | | \$0 |
| - | Candler | | \$0 | - | Jefferson | | \$0 |
| - | Carroll | | \$0 | - | Jenkins | | \$0 |
| - | Catoosa | | \$0 | - | Johnson | | \$0 |
| - | Charlton | | \$0 | - | Jones | | \$0 |
| - | Chatham | | \$0 | - | Lamar | | \$0 |
| - | Chattahoochee | | \$0 | - | Lanier | | \$0 |
| - | Chattooga | | \$0 | - | Laurens | | \$0 |
| - | Cherokee | | \$0 | - | Lee | | \$0 |
| - | Clarke | | \$0 | - | Liberty | | \$0 |
| - | Clay | | \$0 | - | Lincoln | | \$0 |
| - | Clayton | | \$0 | - | Long | | \$0 |
| - | Clinch | | \$0 | - | Lowndes | | \$0 |
| - | Cobb | | \$0 | - | Lumpkin | | \$0 |
| - | Coffee | | \$0 | 7 | Macon | 2 | \$20,800 |
| - | Colquitt | | \$0 | - | Madison | | \$0 |
| - | Columbia | | \$0 | - | Marion | | \$0 |
| - | Cook | | \$0 | - | McDuffie | | \$0 |
| - | Coweta | | \$0 | - | McIntosh | | \$0 |
| - | Crawford | | \$0 | - | Meriwether | | \$0 |
| - | Crisp | | \$0 | - | Miller | | \$0 |
| - | Dade | | \$0 | - | Mitchell | | \$0 |
| - | Dawson | | \$0 | - | Monroe | | \$0 |
| - | Decatur | | \$0 | - | Montgomery | | \$0 |
| - | Dekalb | | \$0 | - | Morgan | | \$0 |
| - | Dodge | | \$0 | 10 | Murray | 10 | \$7,502 |
| - | Dooley | | \$0 | - | Muscogee | | \$0 |
| - | Dougherty | | \$0 | - | Newton | | \$0 |
| - | Douglas | | \$0 | - | Oconee | | \$0 |
| - | Early | | \$0 | - | Oglethorpe | | \$0 |
| - | Echols | | \$0 | - | Paulding | | \$0 |
| - | Effingham | | \$0 | - | Peach | | \$0 |
| - | Elbert | | \$0 | - | Pickens | | \$0 |
| - | Emanuel | | \$0 | - | Pierce | | \$0 |
| - | Evans | | \$0 | - | Pike | | \$0 |
| 2 | Fannin | 300 | \$3,645,000 | 8 | Polk | 2 | \$20,000 |
| - | Fayette | | \$0 | - | Pulaski | | \$0 |
| - | Floyd | | \$0 | - | Putnam | | \$0 |
| - | Forsyth | | \$0 | - | Quitman | | \$0 |
| - | Franklin | | \$0 | - | Rabun | | \$0 |
| - | Fulton | | \$0 | - | Randolph | | \$0 |

| Rank | County | Acres | Farm gate Value |
|--------------------------|------------|------------|--------------------|
| - | Richmond | | \$0 |
| - | Rockdale | | \$0 |
| - | Schley | | \$0 |
| - | Screven | | \$0 |
| - | Seminole | | \$0 |
| - | Spalding | | \$0 |
| - | Stephens | | \$0 |
| - | Stewart | | \$0 |
| - | Sumter | | \$0 |
| - | Talbot | | \$0 |
| - | Taliaferro | | \$0 |
| - | Tattnall | | \$0 |
| 3 | Taylor | 30 | \$300,000 |
| - | Telfair | | \$0 |
| - | Terrell | | \$0 |
| - | Thomas | | \$0 |
| - | Tift | | \$0 |
| - | Toombs | | \$0 |
| - | Towns | | \$0 |
| - | Treutlen | | \$0 |
| - | Troup | | \$0 |
| - | Turner | | \$0 |
| - | Twiggs | | \$0 |
| - | Union | | \$0 |
| - | Upson | | \$0 |
| 9 | Walker | 1 | \$10,800 |
| - | Walton | | \$0 |
| - | Ware | | \$0 |
| - | Warren | | \$0 |
| - | Washington | | \$0 |
| - | Wayne | | \$0 |
| - | Webster | | \$0 |
| - | Wheeler | | \$0 |
| - | White | | \$0 |
| - | Whitfield | | \$0 |
| - | Wilcox | | \$0 |
| - | Wilkes | | \$0 |
| - | Wilkinson | | \$0 |
| - | Worth | | \$0 |
| Totals & Avg. | | 735 | \$8,691,797 |

Percent of Fruits & Nuts 0.95%

Top Ten Counties

For Apples



Top Ten Counties by Value - Apples

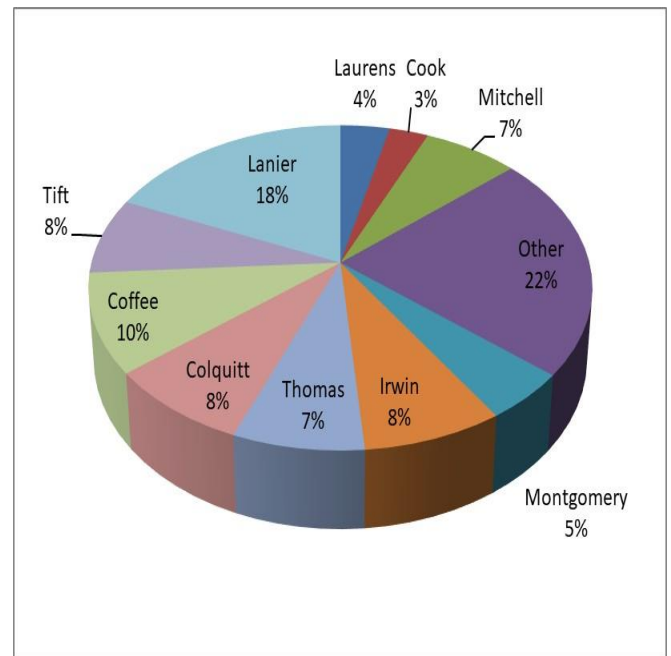
| County | Acres | Farm gate Value |
|-----------|-------|-----------------|
| Gilmer | 325 | \$3,948,750 |
| Fannin | 300 | \$3,645,000 |
| Taylor | 30 | \$300,000 |
| Habersham | 20 | \$270,000 |
| Haralson | 20 | \$243,000 |
| Hall | 25 | \$225,000 |
| Macon | 2 | \$20,800 |
| Polk | 2 | \$20,000 |
| Walker | 1 | \$10,800 |
| Murray | 10 | \$7,502 |

Blackberries Farm Gate Value 2021

| Rank | County | Acres | Farm gate Value | Rank | County | Acres | Farm gate Value |
|------|---------------|-------|-----------------|------|------------|-------|-----------------|
| - | Appling | | \$0 | 36 | Gilmer | 2 | \$29,000 |
| 19 | Atkinson | 8 | \$139,200 | - | Glascok | | \$0 |
| 13 | Bacon | 45 | \$360,000 | - | Glynn | | \$0 |
| - | Baker | | \$0 | 52 | Gordon | | \$2,625 |
| - | Baldwin | | \$0 | - | Grady | | \$0 |
| - | Banks | | \$0 | 43 | Greene | 1 | \$15,000 |
| - | Barrow | | \$0 | - | Gwinnett | | \$0 |
| - | Bartow | | \$0 | 22 | Habersham | 5 | \$120,000 |
| - | Ben Hill | | \$0 | 17 | Hall | 6 | \$177,480 |
| - | Berrien | | \$0 | - | Hancock | | \$0 |
| - | Bibb | | \$0 | - | Haralson | | \$0 |
| - | Bleckley | | \$0 | 24 | Harris | 3 | \$93,600 |
| 18 | Brantley | 20 | \$160,000 | - | Hart | | \$0 |
| - | Brooks | | \$0 | - | Heard | | \$0 |
| - | Bryan | | \$0 | 33 | Henry | 8 | \$36,000 |
| - | Bulloch | | \$0 | 31 | Houston | 10 | \$45,000 |
| - | Burke | | \$0 | 4 | Irwin | 282 | \$1,443,840 |
| 23 | Butts | 5 | \$116,000 | 45 | Jackson | 3 | \$12,000 |
| - | Calhoun | | \$0 | 29 | Jasper | 2 | \$56,000 |
| - | Camden | | \$0 | - | Jeff Davis | | \$0 |
| - | Candler | | \$0 | 50 | Jefferson | 1 | \$5,550 |
| 37 | Carroll | 2 | \$28,800 | - | Jenkins | | \$0 |
| - | Catoosa | | \$0 | - | Johnson | | \$0 |
| - | Charlton | | \$0 | - | Jones | | \$0 |
| - | Chatham | | \$0 | - | Lamar | | \$0 |
| - | Chattahoochee | | \$0 | 1 | Lanier | 188 | \$3,384,000 |
| - | Chattooga | | \$0 | 9 | Laurens | 26 | \$676,000 |
| - | Cherokee | | \$0 | - | Lee | | \$0 |
| - | Clarke | | \$0 | - | Liberty | | \$0 |
| - | Clay | | \$0 | 42 | Lincoln | 1 | \$18,000 |
| - | Clayton | | \$0 | - | Long | | \$0 |
| 15 | Clinch | 25 | \$250,000 | - | Lowndes | | \$0 |
| - | Cobb | | \$0 | - | Lumpkin | | \$0 |
| 2 | Coffee | 114 | \$1,818,300 | - | Macon | | \$0 |
| 3 | Colquitt | 81 | \$1,502,547 | 35 | Madison | 2 | \$32,000 |
| 12 | Columbia | 45 | \$438,075 | - | Marion | | \$0 |
| 10 | Cook | 29 | \$536,558 | - | McDuffie | | \$0 |
| - | Coweta | | \$0 | - | McIntosh | | \$0 |
| - | Crawford | | \$0 | - | Meriwether | | \$0 |
| - | Crisp | | \$0 | - | Miller | | \$0 |
| 47 | Dade | 1 | \$8,990 | 7 | Mitchell | 6 | \$1,305,000 |
| 38 | Dawson | 1 | \$24,000 | 30 | Monroe | 3 | \$52,200 |
| - | Decatur | | \$0 | 8 | Montgomery | 38 | \$881,600 |
| - | Dekalb | | \$0 | 51 | Morgan | 2 | \$3,500 |
| - | Dodge | | \$0 | 39 | Murray | 2 | \$22,968 |
| - | Dooly | | \$0 | - | Muscogee | | \$0 |
| 34 | Dougherty | 2 | \$34,800 | 20 | Newton | 6 | \$127,800 |
| - | Douglas | | \$0 | - | Oconee | | \$0 |
| - | Early | | \$0 | - | Oglethorpe | | \$0 |
| - | Echols | | \$0 | 23 | Paulding | 5 | \$116,000 |
| 53 | Effingham | 1 | \$600 | - | Peach | | \$0 |
| - | Elbert | | \$0 | - | Pickens | | \$0 |
| - | Emanuel | | \$0 | 27 | Pierce | 10 | \$80,000 |
| - | Evans | | \$0 | 48 | Pike | 3 | \$8,928 |
| 28 | Fannin | 4 | \$58,000 | 16 | Polk | 8 | \$208,000 |
| 41 | Fayette | 2 | \$19,500 | - | Pulaski | | \$0 |
| 32 | Floyd | 1 | \$40,000 | 14 | Putnam | 1 | \$300,000 |
| 38 | Forsyth | 1 | \$24,000 | - | Quitman | | \$0 |
| - | Franklin | | \$0 | 49 | Rabun | 5 | \$7,500 |
| - | Fulton | | \$0 | 45 | Randolph | 4 | \$12,000 |

| Rank | County | Acres | Farm gate Value |
|-------------------------------------|------------|--------------|---------------------|
| - | Richmond | | \$0 |
| - | Rockdale | | \$0 |
| - | Schley | | \$0 |
| - | Screven | | \$0 |
| - | Seminole | | \$0 |
| - | Spalding | | \$0 |
| - | Stephens | | \$0 |
| - | Stewart | | \$0 |
| - | Sumter | | \$0 |
| - | Talbot | | \$0 |
| - | Taliaferro | | \$0 |
| 26 | Tattnall | 6 | \$90,000 |
| - | Taylor | | \$0 |
| - | Telfair | | \$0 |
| - | Terrell | | \$0 |
| 6 | Thomas | 54 | \$1,350,000 |
| 5 | Tift | 57 | \$1,408,000 |
| 21 | Toombs | 6 | \$121,800 |
| - | Towns | | \$0 |
| - | Treutlen | | \$0 |
| 42 | Troup | 3 | \$18,000 |
| - | Turner | | \$0 |
| - | Twiggs | | \$0 |
| 11 | Union | 10 | \$480,000 |
| - | Upson | | \$0 |
| 44 | Walker | 1 | \$13,000 |
| - | Walton | | \$0 |
| 40 | Ware | 3 | \$21,000 |
| - | Warren | | \$0 |
| - | Washington | | \$0 |
| - | Wayne | | \$0 |
| 46 | Webster | 5 | \$10,000 |
| - | Wheeler | | \$0 |
| - | White | | \$0 |
| - | Whitfield | | \$0 |
| - | Wilcox | | \$0 |
| - | Wilkes | | \$0 |
| - | Wilkinson | | \$0 |
| 25 | Worth | 22 | \$92,400 |
| Totals & Avg. | | 1,187 | \$18,435,161 |
| Percent of Fruits & Nuts | | 2.02% | |

Top Ten Counties For Blackberries



Top Ten Counties by Value - Blackberries

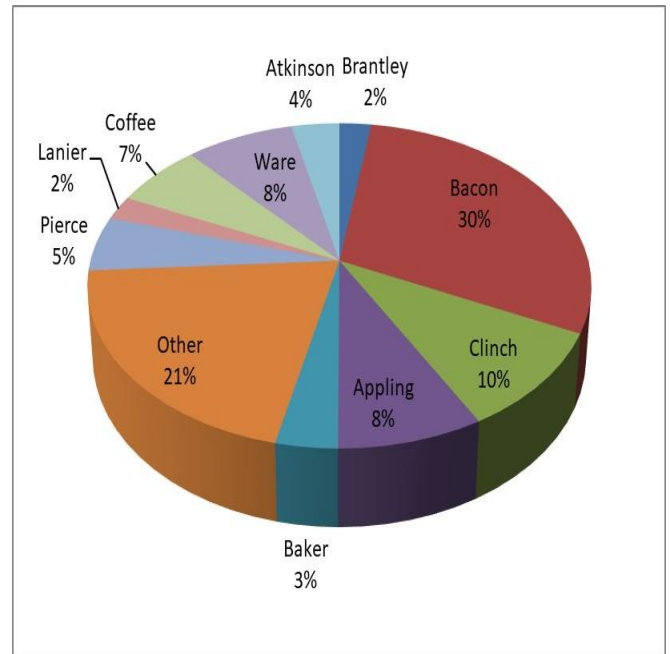
| County | Acres | Farm gate Value |
|------------|-------|-----------------|
| Lanier | 188 | \$3,384,000 |
| Coffee | 114 | \$1,818,300 |
| Colquitt | 81 | \$1,502,547 |
| Irwin | 282 | \$1,443,840 |
| Tift | 57 | \$1,408,000 |
| Thomas | 54 | \$1,350,000 |
| Mitchell | 6 | \$1,305,000 |
| Montgomery | 38 | \$881,600 |
| Laurens | 26 | \$676,000 |
| Cook | 29 | \$536,558 |

Blueberries Farm Gate Value 2021

| Rank | County | Acres | Farm gate Value | Rank | County | Acres | Farm gate Value |
|------|---------------|-------|-----------------|------|------------|-------|-----------------|
| 3 | Appling | 2,300 | \$28,336,000 | 44 | Gilmer | 37 | \$366,600 |
| 7 | Atkinson | 893 | \$12,490,015 | 104 | Glascock | 2 | \$20,000 |
| 1 | Bacon | 7,750 | \$103,608,600 | 48 | Glynn | 14 | \$336,000 |
| 8 | Baker | 501 | \$12,005,775 | 92 | Gordon | 4 | \$44,710 |
| 68 | Baldwin | 10 | \$140,000 | 45 | Grady | 48 | \$364,896 |
| - | Banks | | \$0 | 95 | Greene | 7 | \$40,750 |
| - | Barrow | | \$0 | 96 | Gwinnett | 4 | \$40,000 |
| 111 | Bartow | 2 | \$13,500 | 32 | Habersham | 40 | \$708,750 |
| 60 | Ben Hill | 13 | \$194,625 | 41 | Hall | 37 | \$490,650 |
| 14 | Berrien | 373 | \$5,697,780 | 89 | Hancock | 4 | \$52,800 |
| - | Bibb | | \$0 | 100 | Haralson | 40 | \$28,400 |
| - | Bleckley | | \$0 | 24 | Harris | 67 | \$1,306,000 |
| 10 | Brantley | 701 | \$8,257,860 | 110 | Hart | 8 | \$14,725 |
| 106 | Brooks | 1 | \$16,940 | - | Heard | | \$0 |
| - | Bryan | | \$0 | 73 | Henry | 14 | \$121,500 |
| 86 | Bulloch | 5 | \$61,875 | 120 | Houston | 1 | \$1,800 |
| 88 | Burke | 25 | \$56,250 | 20 | Irwin | 143 | \$1,930,500 |
| 59 | Butts | 15 | \$210,000 | 76 | Jackson | 12 | \$108,750 |
| 93 | Calhoun | 22 | \$44,000 | 91 | Jasper | 4 | \$49,500 |
| 22 | Camden | 111 | \$1,867,955 | 15 | Jeff Davis | 342 | \$4,962,650 |
| 35 | Candler | 48 | \$594,000 | 104 | Jefferson | 2 | \$20,000 |
| 61 | Carroll | 15 | \$179,438 | - | Jenkins | | \$0 |
| - | Catoosa | | \$0 | 42 | Johnson | 40 | \$428,625 |
| 34 | Charlton | 53 | \$637,750 | - | Jones | | \$0 |
| - | Chatham | | \$0 | - | Lamar | | \$0 |
| - | Chattahoochee | | \$0 | 9 | Lanier | 566 | \$8,443,040 |
| 103 | Chattooga | 15 | \$22,500 | - | Laurens | | \$0 |
| 31 | Cherokee | 17 | \$857,200 | 46 | Lee | 28 | \$346,500 |
| 102 | Clarke | 2 | \$26,520 | 109 | Liberty | 5 | \$15,000 |
| - | Clay | | \$0 | 88 | Lincoln | 4 | \$56,250 |
| - | Clayton | | \$0 | 33 | Long | 55 | \$656,470 |
| 2 | Clinch | 2,267 | \$34,430,505 | 11 | Lowndes | 395 | \$6,371,750 |
| 103 | Cobb | 2 | \$22,500 | 80 | Lumpkin | 4 | \$84,000 |
| 5 | Coffee | 1,386 | \$22,572,990 | 62 | Macon | 18 | \$179,010 |
| 23 | Colquitt | 124 | \$1,686,836 | 53 | Madison | 18 | \$252,000 |
| 26 | Columbia | 100 | \$1,164,750 | 82 | Marion | 5 | \$78,750 |
| 27 | Cook | 65 | \$1,101,100 | 108 | McDuffie | 8 | \$15,300 |
| 85 | Coweta | 5 | \$66,000 | 21 | McIntosh | 306 | \$1,906,415 |
| 117 | Crawford | 1 | \$6,750 | 70 | Meriwether | 20 | \$135,000 |
| - | Crisp | | \$0 | 30 | Miller | 96 | \$887,040 |
| 64 | Dade | 18 | \$163,750 | 18 | Mitchell | 153 | \$2,576,503 |
| 77 | Dawson | 9 | \$101,250 | 55 | Monroe | 21 | \$243,250 |
| 39 | Decatur | 39 | \$514,580 | 43 | Montgomery | 25 | \$395,063 |
| - | Dekalb | | \$0 | 40 | Morgan | 47 | \$509,000 |
| 118 | Dodge | 1 | \$6,413 | 116 | Murray | 1 | \$7,956 |
| - | Dooly | | \$0 | - | Muscogee | | \$0 |
| 47 | Dougherty | 25 | \$337,500 | 66 | Newton | 11 | \$150,625 |
| - | Douglas | | \$0 | 98 | Oconee | 11 | \$32,010 |
| - | Early | | \$0 | 54 | Oglethorpe | 20 | \$247,500 |
| 12 | Echols | 400 | \$6,300,000 | 90 | Paulding | 4 | \$50,000 |
| 51 | Effingham | 25 | \$307,500 | 115 | Peach | 1 | \$8,000 |
| 16 | Elbert | 202 | \$2,974,750 | 101 | Pickens | 13 | \$27,574 |
| 32 | Emanuel | 90 | \$708,750 | 6 | Pierce | 1,625 | \$18,999,000 |
| - | Evans | | \$0 | 119 | Pike | 4 | \$5,760 |
| 50 | Fannin | 26 | \$308,160 | 36 | Polk | 37 | \$592,100 |
| 84 | Fayette | 3 | \$68,250 | - | Pulaski | | \$0 |
| 63 | Floyd | 9 | \$174,000 | 13 | Putnam | 5 | \$5,883,000 |
| 58 | Forsyth | 11 | \$211,750 | - | Quitman | | \$0 |
| - | Franklin | | \$0 | 79 | Rabun | 9 | \$94,000 |
| 107 | Fulton | 2 | \$16,875 | 112 | Randolph | 2 | \$11,300 |

| Rank | County | Acres | Farm gate Value |
|-------------------------------------|------------|---------------|----------------------|
| 103 | Richmond | 2 | \$22,500 |
| 97 | Rockdale | 4 | \$37,017 |
| 87 | Schley | 5 | \$58,500 |
| 29 | Screven | 69 | \$946,536 |
| 114 | Seminole | 1 | \$10,000 |
| 94 | Spalding | 3 | \$42,500 |
| 78 | Stephens | 8 | \$98,000 |
| - | Stewart | | \$0 |
| 67 | Sumter | 11 | \$141,075 |
| 38 | Talbot | 45 | \$549,375 |
| - | Taliaferro | | \$0 |
| 104 | Tattnall | 5 | \$20,000 |
| 83 | Taylor | 7 | \$73,500 |
| 17 | Telfair | 170 | \$2,651,550 |
| 81 | Terrell | 5 | \$79,063 |
| 56 | Thomas | 14 | \$237,160 |
| 75 | Tift | 7 | \$110,250 |
| 37 | Toombs | 37 | \$569,800 |
| 69 | Towns | 10 | \$137,445 |
| 114 | Treutlen | 10 | \$10,000 |
| 52 | Troup | 20 | \$275,000 |
| 74 | Turner | 27 | \$113,400 |
| 71 | Twiggs | 4 | \$134,750 |
| 49 | Union | 21 | \$319,075 |
| 111 | Upson | 1 | \$13,500 |
| 72 | Walker | 21 | \$132,440 |
| 19 | Walton | 200 | \$1,989,000 |
| 4 | Ware | 2,200 | \$28,070,000 |
| 105 | Warren | 2 | \$17,100 |
| 99 | Washington | 3 | \$30,000 |
| 25 | Wayne | 105 | \$1,166,720 |
| - | Webster | | \$0 |
| 65 | Wheeler | 9 | \$152,460 |
| - | White | | \$0 |
| 57 | Whitfield | 25 | \$225,000 |
| 28 | Wilcox | 70 | \$1,041,135 |
| - | Wilkes | | \$0 |
| 113 | Wilkinson | 1 | \$11,250 |
| - | Worth | | \$0 |
| Totals & Avg. | | 25,191 | \$348,745,413 |
| Percent of Fruits & Nuts | | 38.24% | |

Top Ten Counties For Blueberries



Top Ten Counties by Value - Blueberries

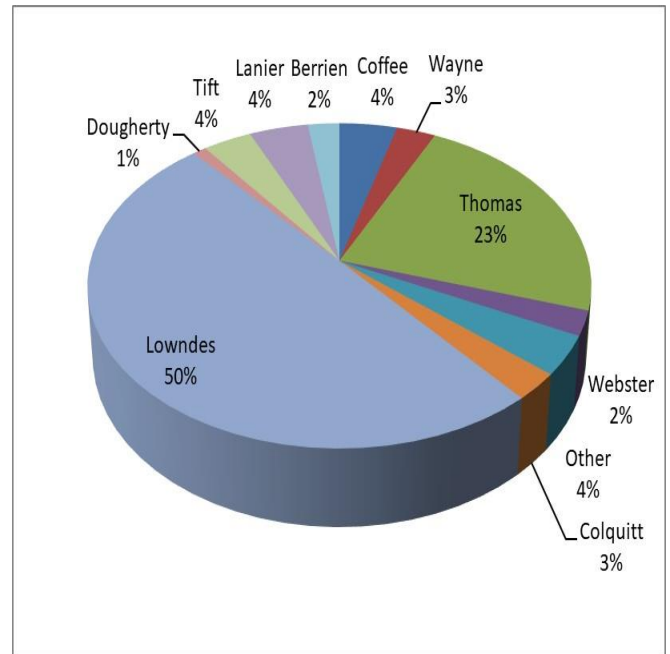
| County | Acres | Farm gate Value |
|----------|-------|-----------------|
| Bacon | 7,750 | \$103,608,600 |
| Clinch | 2,267 | \$34,430,505 |
| Appling | 2,300 | \$28,336,000 |
| Ware | 2,200 | \$28,070,000 |
| Coffee | 1,386 | \$22,572,990 |
| Pierce | 1,625 | \$18,999,000 |
| Atkinson | 893 | \$12,490,015 |
| Baker | 501 | \$12,005,775 |
| Lanier | 566 | \$8,443,040 |
| Brantley | 701 | \$8,257,860 |

Citrus Farm Gate Value 2021

| Rank | County | Acres | Farm gate Value | Rank | County | Acres | Farm gate Value |
|------|---------------|-------|-----------------|------|------------|-------|-----------------|
| - | Appling | | \$0 | - | Gilmer | | \$0 |
| 20 | Atkinson | 29 | \$5,800 | - | Glascok | | \$0 |
| 14 | Bacon | 14 | \$53,200 | - | Glynn | | \$0 |
| - | Baker | | \$0 | - | Gordon | | \$0 |
| - | Baldwin | | \$0 | 23 | Grady | 4 | \$2,400 |
| - | Banks | | \$0 | - | Greene | | \$0 |
| - | Barrow | | \$0 | - | Gwinnett | | \$0 |
| - | Bartow | | \$0 | - | Habersham | | \$0 |
| 21 | Ben Hill | 15 | \$4,579 | - | Hall | | \$0 |
| 9 | Berrien | 26 | \$312,000 | - | Hancock | | \$0 |
| - | Bibb | | \$0 | - | Haralson | | \$0 |
| - | Bleckley | | \$0 | - | Harris | | \$0 |
| 16 | Brantley | 12 | \$46,452 | - | Hart | | \$0 |
| 11 | Brooks | 52 | \$104,000 | - | Heard | | \$0 |
| - | Bryan | | \$0 | - | Henry | | \$0 |
| - | Bulloch | | \$0 | - | Houston | | \$0 |
| - | Burke | | \$0 | 19 | Irwin | 5 | \$27,500 |
| - | Butts | | \$0 | - | Jackson | | \$0 |
| 12 | Calhoun | 32 | \$80,000 | - | Jasper | | \$0 |
| - | Camden | | \$0 | - | Jeff Davis | | \$0 |
| 17 | Candler | 20 | \$30,000 | - | Jefferson | | \$0 |
| - | Carroll | | \$0 | - | Jenkins | | \$0 |
| - | Catoosa | | \$0 | - | Johnson | | \$0 |
| - | Charlton | | \$0 | - | Jones | | \$0 |
| - | Chatham | | \$0 | - | Lamar | | \$0 |
| - | Chattahoochee | | \$0 | 3 | Lanier | 58 | \$580,000 |
| - | Chattooga | | \$0 | - | Laurens | | \$0 |
| - | Cherokee | | \$0 | - | Lee | | \$0 |
| - | Clarke | | \$0 | - | Liberty | | \$0 |
| - | Clay | | \$0 | - | Lincoln | | \$0 |
| - | Clayton | | \$0 | - | Long | | \$0 |
| - | Clinch | | \$0 | 1 | Lowndes | 300 | \$6,600,000 |
| - | Cobb | | \$0 | - | Lumpkin | | \$0 |
| 4 | Coffee | 30 | \$570,000 | - | Macon | | \$0 |
| 7 | Colquitt | 19 | \$353,400 | - | Madison | | \$0 |
| - | Columbia | | \$0 | - | Marion | | \$0 |
| - | Cook | | \$0 | - | McDuffie | | \$0 |
| - | Coweta | | \$0 | - | McIntosh | | \$0 |
| - | Crawford | | \$0 | - | Meriwether | | \$0 |
| - | Crisp | | \$0 | - | Miller | | \$0 |
| - | Dade | | \$0 | 18 | Mitchell | 163 | \$29,340 |
| - | Dawson | | \$0 | - | Monroe | | \$0 |
| 24 | Decatur | 31 | \$1,830 | - | Montgomery | | \$0 |
| - | Dekalb | | \$0 | - | Morgan | | \$0 |
| - | Dodge | | \$0 | - | Murray | | \$0 |
| - | Dooly | | \$0 | - | Muscogee | | \$0 |
| 10 | Dougherty | 25 | \$131,250 | - | Newton | | \$0 |
| - | Douglas | | \$0 | - | Oconee | | \$0 |
| - | Early | | \$0 | - | Oglethorpe | | \$0 |
| - | Echols | | \$0 | - | Paulding | | \$0 |
| - | Effingham | | \$0 | - | Peach | | \$0 |
| - | Elbert | | \$0 | - | Pickens | | \$0 |
| - | Emanuel | | \$0 | 13 | Pierce | 16 | \$74,480 |
| - | Evans | | \$0 | - | Pike | | \$0 |
| - | Fannin | | \$0 | - | Polk | | \$0 |
| - | Fayette | | \$0 | - | Pulaski | | \$0 |
| - | Floyd | | \$0 | - | Putnam | | \$0 |
| - | Forsyth | | \$0 | - | Quitman | | \$0 |
| - | Franklin | | \$0 | - | Rabun | | \$0 |
| - | Fulton | | \$0 | - | Randolph | | \$0 |

| Rank | County | Acres | Farm gate Value |
|-------------------------------------|------------|--------------|---------------------|
| - | Richmond | | \$0 |
| - | Rockdale | | \$0 |
| - | Schley | | \$0 |
| - | Screven | | \$0 |
| - | Seminole | | \$0 |
| - | Spalding | | \$0 |
| - | Stephens | | \$0 |
| - | Stewart | | \$0 |
| - | Sumter | | \$0 |
| - | Talbot | | \$0 |
| - | Taliaferro | | \$0 |
| - | Tattnall | | \$0 |
| - | Taylor | | \$0 |
| - | Telfair | | \$0 |
| - | Terrell | | \$0 |
| 2 | Thomas | 200 | \$3,000,000 |
| 5 | Tift | 6 | \$480,000 |
| - | Toombs | | \$0 |
| - | Towns | | \$0 |
| - | Treutlen | | \$0 |
| - | Troup | | \$0 |
| - | Turner | | \$0 |
| - | Twiggs | | \$0 |
| - | Union | | \$0 |
| - | Upson | | \$0 |
| - | Walker | | \$0 |
| - | Walton | | \$0 |
| 15 | Ware | 8 | \$48,000 |
| - | Warren | | \$0 |
| - | Washington | | \$0 |
| 6 | Wayne | 32 | \$384,000 |
| 8 | Webster | 36 | \$324,000 |
| - | Wheeler | | \$0 |
| - | White | | \$0 |
| - | Whitfield | | \$0 |
| - | Wilcox | | \$0 |
| - | Wilkes | | \$0 |
| - | Wilkinson | | \$0 |
| 22 | Worth | 43 | \$4,300 |
| Totals & Avg. | | 1,176 | \$13,246,531 |
| Percent of Fruits & Nuts | | 1.45% | |

Top Ten Counties For Citrus



Top Ten Counties by Value - Citrus

| County | Acres | Farm gate Value |
|-----------|-------|-----------------|
| Lowndes | 300 | \$6,600,000 |
| Thomas | 200 | \$3,000,000 |
| Lanier | 58 | \$580,000 |
| Coffee | 30 | \$570,000 |
| Tift | 6 | \$480,000 |
| Wayne | 32 | \$384,000 |
| Colquitt | 19 | \$353,400 |
| Webster | 36 | \$324,000 |
| Berrien | 26 | \$312,000 |
| Dougherty | 25 | \$131,250 |

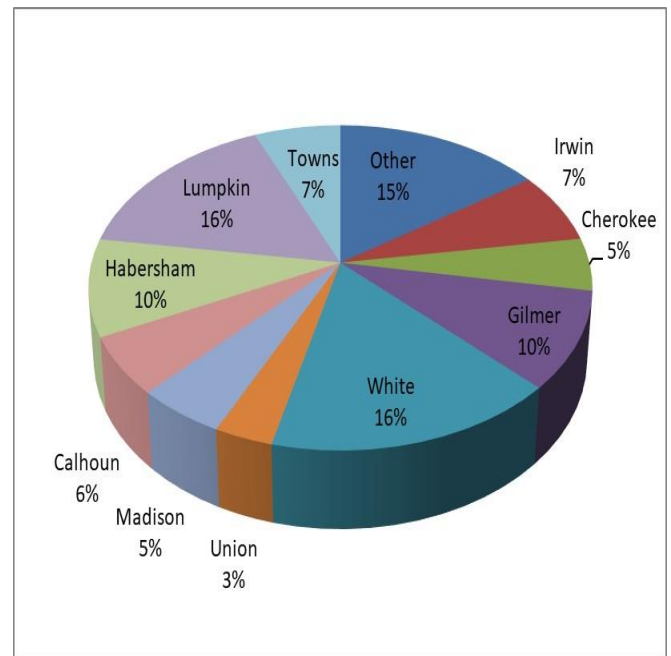
Grapes Farm Gate Value 2021

| Rank | County | Acres | Farm gate Value | Rank | County | Acres | Farm gate Value |
|------|---------------|-------|-----------------|------|------------|-------|-----------------|
| - | Appling | | \$0 | 3 | Gilmer | 48 | \$3,041,280 |
| - | Atkinson | | \$0 | - | Glascok | | \$0 |
| - | Bacon | | \$0 | - | Glynn | | \$0 |
| 39 | Baker | 1 | \$1,800 | - | Gordon | | \$0 |
| - | Baldwin | | \$0 | - | Grady | | \$0 |
| - | Banks | | \$0 | - | Greene | | \$0 |
| - | Barrow | | \$0 | - | Gwinnett | | \$0 |
| 34 | Bartow | 6 | \$20,430 | 3 | Habersham | 48 | \$3,041,280 |
| - | Ben Hill | | \$0 | 17 | Hall | 5 | \$187,000 |
| - | Berrien | | \$0 | 28 | Hancock | 28 | \$50,400 |
| - | Bibb | | \$0 | 15 | Haralson | 30 | \$292,500 |
| - | Bleckley | | \$0 | - | Harris | | \$0 |
| - | Brantley | | \$0 | - | Hart | | \$0 |
| - | Brooks | | \$0 | - | Heard | | \$0 |
| - | Bryan | | \$0 | - | Henry | | \$0 |
| - | Bulloch | | \$0 | - | Houston | | \$0 |
| - | Burke | | \$0 | 4 | Irwin | 837 | \$2,260,319 |
| 25 | Butts | 5 | \$66,000 | 38 | Jackson | 2 | \$2,000 |
| 6 | Calhoun | 180 | \$1,800,000 | - | Jasper | | \$0 |
| - | Camden | | \$0 | - | Jeff Davis | | \$0 |
| - | Candler | | \$0 | - | Jefferson | | \$0 |
| 24 | Carroll | 25 | \$99,750 | - | Jenkins | | \$0 |
| - | Catoosa | | \$0 | - | Johnson | | \$0 |
| - | Charlton | | \$0 | - | Jones | | \$0 |
| - | Chatham | | \$0 | - | Lamar | | \$0 |
| - | Chattahoochee | | \$0 | - | Lanier | | \$0 |
| 12 | Chattooga | 35 | \$420,000 | - | Laurens | | \$0 |
| 7 | Cherokee | 17 | \$1,652,400 | - | Lee | | \$0 |
| 39 | Clarke | 2 | \$1,800 | - | Liberty | | \$0 |
| - | Clay | | \$0 | - | Lincoln | | \$0 |
| - | Clayton | | \$0 | - | Long | | \$0 |
| - | Clinch | | \$0 | - | Lowndes | | \$0 |
| - | Cobb | | \$0 | 2 | Lumpkin | 85 | \$5,100,000 |
| - | Coffee | | \$0 | - | Macon | | \$0 |
| 23 | Colquitt | 20 | \$100,000 | 8 | Madison | 30 | \$1,575,000 |
| - | Columbia | | \$0 | - | Marion | | \$0 |
| - | Cook | | \$0 | - | McDuffie | | \$0 |
| - | Coweta | | \$0 | - | McIntosh | | \$0 |
| - | Crawford | | \$0 | 29 | Meriwether | 6 | \$36,000 |
| - | Crisp | | \$0 | - | Miller | | \$0 |
| 36 | Dade | 1 | \$4,500 | 18 | Mitchell | 5 | \$180,000 |
| 20 | Dawson | 4 | \$150,000 | - | Monroe | | \$0 |
| - | Decatur | | \$0 | - | Montgomery | | \$0 |
| - | Dekalb | | \$0 | - | Morgan | | \$0 |
| - | Dodge | | \$0 | - | Murray | | \$0 |
| - | Dooly | | \$0 | - | Muscogee | | \$0 |
| 42 | Dougherty | 3 | \$198 | 32 | Newton | 5 | \$33,000 |
| - | Douglas | | \$0 | - | Oconee | | \$0 |
| - | Early | | \$0 | 31 | Oglethorpe | 6 | \$33,600 |
| - | Echols | | \$0 | 21 | Paulding | 5 | \$138,600 |
| 40 | Effingham | 1 | \$1,600 | - | Peach | | \$0 |
| 41 | Elbert | 1 | \$1,000 | - | Pickens | | \$0 |
| - | Emanuel | | \$0 | - | Pierce | | \$0 |
| - | Evans | | \$0 | 33 | Pike | 3 | \$24,000 |
| 10 | Fannin | 12 | \$760,320 | - | Polk | | \$0 |
| - | Fayette | | \$0 | - | Pulaski | | \$0 |
| 13 | Floyd | 7 | \$409,500 | - | Putnam | | \$0 |
| 29 | Forsyth | 3 | \$36,000 | - | Quitman | | \$0 |
| - | Franklin | | \$0 | 11 | Rabun | 23 | \$729,000 |
| - | Fulton | | \$0 | - | Randolph | | \$0 |

| Rank | County | Acres | Farm gate Value |
|-------------------------------------|------------|--------------|---------------------|
| - | Richmond | | \$0 |
| - | Rockdale | | \$0 |
| - | Schley | | \$0 |
| 16 | Screven | 99 | \$215,622 |
| - | Seminole | | \$0 |
| 35 | Spalding | 1 | \$9,600 |
| 14 | Stephens | 10 | \$371,200 |
| - | Stewart | | \$0 |
| - | Sumter | | \$0 |
| - | Talbot | | \$0 |
| - | Taliaferro | | \$0 |
| - | Tattnall | | \$0 |
| - | Taylor | | \$0 |
| - | Telfair | | \$0 |
| - | Terrell | | \$0 |
| 19 | Thomas | 32 | \$172,800 |
| - | Tift | | \$0 |
| - | Toombs | | \$0 |
| 5 | Towns | 45 | \$2,025,000 |
| 27 | Treutlen | 12 | \$57,800 |
| 26 | Troup | 5 | \$60,000 |
| - | Turner | | \$0 |
| - | Twiggs | | \$0 |
| 9 | Union | 23 | \$1,035,000 |
| - | Upson | | \$0 |
| 22 | Walker | 9 | \$137,400 |
| - | Walton | | \$0 |
| - | Ware | | \$0 |
| 37 | Warren | 4 | \$4,320 |
| - | Washington | | \$0 |
| 30 | Wayne | 8 | \$34,000 |
| - | Webster | | \$0 |
| - | Wheeler | | \$0 |
| 1 | White | 75 | \$5,160,000 |
| - | Whitfield | | \$0 |
| - | Wilcox | | \$0 |
| - | Wilkes | | \$0 |
| - | Wilkinson | | \$0 |
| - | Worth | | \$0 |
| Totals & Avg. | | 1,812 | \$31,532,019 |
| Percent of Fruits & Nuts | | 3.46% | |

Top Ten Counties

For Grapes



Top Ten Counties by Value - Grapes

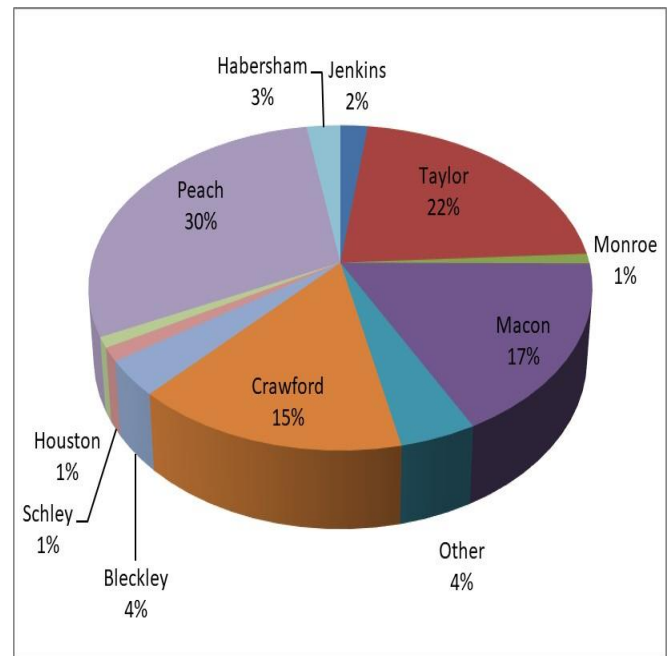
| County | Acres | Farm gate Value |
|-----------|-------|-----------------|
| White | 75 | \$5,160,000 |
| Lumpkin | 85 | \$5,100,000 |
| Gilmer | 48 | \$3,041,280 |
| Habersham | 48 | \$3,041,280 |
| Irwin | 837 | \$2,260,319 |
| Towns | 45 | \$2,025,000 |
| Calhoun | 180 | \$1,800,000 |
| Cherokee | 17 | \$1,652,400 |
| Madison | 30 | \$1,575,000 |
| Union | 23 | \$1,035,000 |

Peaches Farm Gate Value 2021

| Rank | County | Acres | Farm gate Value | Rank | County | Acres | Farm gate Value |
|-------------|---------------|--------------|------------------------|-------------|---------------|--------------|------------------------|
| - | Appling | | \$0 | 14 | Gilmer | 65 | \$390,000 |
| 22 | Atkinson | 16 | \$82,688 | - | Glascocock | | \$0 |
| - | Bacon | | \$0 | - | Glynn | | \$0 |
| 23 | Baker | 5 | \$75,000 | - | Gordon | | \$0 |
| 30 | Baldwin | 10 | \$14,400 | - | Grady | | \$0 |
| 20 | Banks | 18 | \$94,500 | - | Greene | | \$0 |
| - | Barrow | | \$0 | - | Gwinnett | | \$0 |
| - | Bartow | | \$0 | 6 | Habersham | 250 | \$2,138,000 |
| - | Ben Hill | | \$0 | 11 | Hall | 223 | \$803,692 |
| - | Berrien | | \$0 | - | Hancock | | \$0 |
| - | Bibb | | \$0 | - | Haralson | | \$0 |
| 5 | Bleckley | 582 | \$3,007,776 | - | Harris | | \$0 |
| - | Brantley | | \$0 | 17 | Hart | 29 | \$146,717 |
| 12 | Brooks | 131 | \$677,008 | - | Heard | | \$0 |
| - | Bryan | | \$0 | - | Henry | | \$0 |
| - | Bulloch | | \$0 | 9 | Houston | 94 | \$879,840 |
| - | Burke | | \$0 | - | Irwin | | \$0 |
| - | Butts | | \$0 | - | Jackson | | \$0 |
| - | Calhoun | | \$0 | 34 | Jasper | 6 | \$6,372 |
| - | Camden | | \$0 | - | Jeff Davis | | \$0 |
| - | Candler | | \$0 | - | Jefferson | | \$0 |
| - | Carroll | | \$0 | 7 | Jenkins | 15 | \$1,730,250 |
| - | Catoosa | | \$0 | - | Johnson | | \$0 |
| - | Charlton | | \$0 | - | Jones | | \$0 |
| - | Chatham | | \$0 | - | Lamar | | \$0 |
| - | Chattahoochee | | \$0 | - | Lanier | | \$0 |
| - | Chattooga | | \$0 | 36 | Laurens | 2 | \$1,174 |
| - | Cherokee | | \$0 | - | Lee | | \$0 |
| - | Clarke | | \$0 | - | Liberty | | \$0 |
| - | Clay | | \$0 | - | Lincoln | | \$0 |
| - | Clayton | | \$0 | - | Long | | \$0 |
| - | Clinch | | \$0 | - | Lowndes | | \$0 |
| - | Cobb | | \$0 | - | Lumpkin | | \$0 |
| - | Coffee | | \$0 | 3 | Macon | 2,277 | \$14,709,420 |
| 28 | Colquitt | 5 | \$26,600 | - | Madison | | \$0 |
| - | Columbia | | \$0 | - | Marion | | \$0 |
| - | Cook | | \$0 | - | McDuffie | | \$0 |
| - | Coweta | | \$0 | - | McIntosh | | \$0 |
| 4 | Crawford | 1,900 | \$12,920,000 | 13 | Meriwether | 900 | \$428,400 |
| - | Crisp | | \$0 | - | Miller | | \$0 |
| - | Dade | | \$0 | - | Mitchell | | \$0 |
| - | Dawson | | \$0 | 10 | Monroe | 160 | \$826,880 |
| 29 | Decatur | 13 | \$22,925 | - | Montgomery | | \$0 |
| - | Dekalb | | \$0 | 31 | Morgan | 12 | \$10,800 |
| - | Dodge | | \$0 | - | Murray | | \$0 |
| 25 | Dooley | 15 | \$54,000 | - | Muscogee | | \$0 |
| - | Dougherty | | \$0 | - | Newton | | \$0 |
| - | Douglas | | \$0 | - | Oconee | | \$0 |
| - | Early | | \$0 | - | Oglethorpe | | \$0 |
| - | Echols | | \$0 | - | Paulding | | \$0 |
| - | Effingham | | \$0 | 1 | Peach | 2,500 | \$25,200,000 |
| 27 | Elbert | 4 | \$28,000 | - | Pickens | | \$0 |
| - | Emanuel | | \$0 | - | Pierce | | \$0 |
| - | Evans | | \$0 | 15 | Pike | 65 | \$176,800 |
| 18 | Fannin | 22 | \$120,000 | - | Polk | | \$0 |
| 32 | Fayette | 3 | \$9,000 | - | Pulaski | | \$0 |
| - | Floyd | | \$0 | - | Putnam | | \$0 |
| - | Forsyth | | \$0 | - | Quitman | | \$0 |
| 19 | Franklin | 16 | \$97,280 | - | Rabun | | \$0 |
| - | Fulton | | \$0 | - | Randolph | | \$0 |

| Rank | County | Acres | Farm gate Value |
|-------------------------------------|------------|---------------|---------------------|
| - | Richmond | | \$0 |
| - | Rockdale | | \$0 |
| 8 | Schley | 200 | \$1,125,000 |
| - | Screven | | \$0 |
| 26 | Seminole | 6 | \$29,400 |
| - | Spalding | | \$0 |
| 33 | Stephens | 1 | \$7,000 |
| - | Stewart | | \$0 |
| - | Sumter | | \$0 |
| - | Talbot | | \$0 |
| - | Taliaferro | | \$0 |
| 24 | Tattnall | 10 | \$56,000 |
| 2 | Taylor | 2,000 | \$18,720,000 |
| 16 | Telfair | 20 | \$160,000 |
| - | Terrell | | \$0 |
| - | Thomas | | \$0 |
| 21 | Tift | 6 | \$91,000 |
| - | Toombs | | \$0 |
| - | Towns | | \$0 |
| - | Treutlen | | \$0 |
| - | Troup | | \$0 |
| - | Turner | | \$0 |
| - | Twiggs | | \$0 |
| - | Union | | \$0 |
| - | Upson | | \$0 |
| 35 | Walker | 1 | \$3,000 |
| - | Walton | | \$0 |
| - | Ware | | \$0 |
| - | Warren | | \$0 |
| - | Washington | | \$0 |
| - | Wayne | | \$0 |
| - | Webster | | \$0 |
| - | Wheeler | | \$0 |
| - | White | | \$0 |
| - | Whitfield | | \$0 |
| - | Wilcox | | \$0 |
| - | Wilkes | | \$0 |
| - | Wilkinson | | \$0 |
| - | Worth | | \$0 |
| Totals & Avg. | | 11,582 | \$84,868,921 |
| Percent of Fruits & Nuts | | 9.31% | |

Top Ten Counties For Peaches



Top Ten Counties by Value - Peaches

| County | Acres | Farm gate Value |
|-----------|-------|-----------------|
| Peach | 2,500 | \$25,200,000 |
| Taylor | 2,000 | \$18,720,000 |
| Macon | 2,277 | \$14,709,420 |
| Crawford | 1,900 | \$12,920,000 |
| Bleckley | 582 | \$3,007,776 |
| Habersham | 250 | \$2,138,000 |
| Jenkins | 15 | \$1,730,250 |
| Schley | 200 | \$1,125,000 |
| Houston | 94 | \$879,840 |
| Monroe | 160 | \$826,880 |

Pecans Farm Gate Value 2021

| Rank | County | Acres | Farm gate Value | Rank | County | Acres | Farm gate Value |
|------|---------------|--------|-----------------|------|------------|--------|-----------------|
| 16 | Appling | 4,300 | \$8,729,000 | - | Gilmer | | \$0 |
| 66 | Atkinson | 157 | \$345,400 | 64 | Glascocock | 220 | \$440,000 |
| 62 | Bacon | 328 | \$499,380 | - | Glynn | | \$0 |
| 46 | Baker | 800 | \$1,804,000 | - | Gordon | | \$0 |
| 60 | Baldwin | 1,000 | \$674,400 | 29 | Grady | 3,045 | \$3,909,780 |
| - | Banks | | \$0 | 105 | Greene | 8 | \$9,744 |
| - | Barrow | | \$0 | - | Gwinnett | | \$0 |
| - | Bartow | | \$0 | - | Habersham | | \$0 |
| 17 | Ben Hill | 3,875 | \$7,750,000 | - | Hall | | \$0 |
| 14 | Berrien | 4,307 | \$9,617,531 | 52 | Hancock | 550 | \$1,228,150 |
| 63 | Bibb | 179 | \$443,025 | 104 | Haralson | 40 | \$11,280 |
| 42 | Bleckley | 910 | \$2,032,030 | 87 | Harris | 25 | \$65,938 |
| 85 | Brantley | 150 | \$91,350 | 84 | Hart | 155 | \$100,394 |
| 19 | Brooks | 2,955 | \$6,598,515 | - | Heard | | \$0 |
| 99 | Bryan | 25 | \$25,000 | - | Henry | | \$0 |
| 18 | Bulloch | 3,300 | \$6,699,000 | 11 | Houston | 6,166 | \$10,358,880 |
| 39 | Burke | 1,300 | \$2,375,100 | 40 | Irwin | 2,904 | \$2,358,048 |
| 94 | Butts | 30 | \$41,910 | - | Jackson | | \$0 |
| 7 | Calhoun | 4,595 | \$12,406,500 | 67 | Jasper | 170 | \$345,100 |
| - | Camden | | \$0 | 78 | Jeff Davis | 64 | \$129,920 |
| 49 | Candler | 790 | \$1,603,700 | 28 | Jefferson | 2,800 | \$4,018,000 |
| 91 | Carroll | 26 | \$55,900 | 69 | Jenkins | 400 | \$324,800 |
| - | Catoosa | | \$0 | 73 | Johnson | 90 | \$198,000 |
| - | Charlton | | \$0 | - | Jones | | \$0 |
| - | Chatham | | \$0 | 83 | Lamar | 51 | \$103,144 |
| - | Chattahoochee | | \$0 | 65 | Lanier | 184 | \$373,520 |
| 95 | Chattooga | 25 | \$40,600 | 53 | Laurens | 575 | \$1,167,250 |
| - | Cherokee | | \$0 | 6 | Lee | 10,300 | \$12,926,500 |
| 107 | Clarke | 20 | \$414 | 98 | Liberty | 20 | \$27,750 |
| 102 | Clay | 9 | \$17,366 | 76 | Lincoln | 100 | \$152,250 |
| - | Clayton | | \$0 | 82 | Long | 100 | \$121,800 |
| 88 | Clinch | 30 | \$60,900 | 4 | Lowndes | 6,800 | \$13,804,000 |
| - | Cobb | | \$0 | - | Lumpkin | | \$0 |
| 54 | Coffee | 556 | \$1,128,680 | 3 | Macon | 9,608 | \$17,553,816 |
| 26 | Colquitt | 2,854 | \$4,566,400 | 76 | Madison | 75 | \$152,250 |
| - | Columbia | | \$0 | 86 | Marion | 35 | \$71,050 |
| 27 | Cook | 2,000 | \$4,466,000 | 97 | McDuffie | 54 | \$32,886 |
| - | Coweta | | \$0 | - | McIntosh | | \$0 |
| 20 | Crawford | 4,500 | \$5,715,000 | - | Meriwether | | \$0 |
| 25 | Crisp | 4,399 | \$4,643,584 | 50 | Miller | 694 | \$1,408,820 |
| - | Dade | | \$0 | 1 | Mitchell | 19,278 | \$46,652,760 |
| - | Dawson | | \$0 | 101 | Monroe | 15 | \$19,050 |
| 37 | Decatur | 1,570 | \$2,549,160 | 30 | Montgomery | 1,777 | \$3,607,310 |
| - | Dekalb | | \$0 | 58 | Morgan | 450 | \$913,500 |
| 44 | Dodge | 1,200 | \$1,948,800 | - | Murray | | \$0 |
| 5 | Dooly | 6,000 | \$13,398,000 | - | Muscogee | | \$0 |
| 2 | Dougherty | 17,500 | \$39,077,500 | 93 | Newton | 50 | \$45,675 |
| - | Douglas | | \$0 | - | Oconee | | \$0 |
| 55 | Early | 546 | \$1,108,380 | 103 | Oglethorpe | 6 | \$12,180 |
| - | Echols | | \$0 | - | Paulding | | \$0 |
| 71 | Effingham | 100 | \$247,500 | 8 | Peach | 11,000 | \$12,375,000 |
| 89 | Elbert | 600 | \$60,000 | - | Pickens | | \$0 |
| 35 | Emanuel | 1,400 | \$2,842,000 | 47 | Pierce | 2,100 | \$1,705,200 |
| 51 | Evans | 672 | \$1,364,160 | 90 | Pike | 63 | \$56,700 |
| - | Fannin | | \$0 | - | Polk | | \$0 |
| - | Fayette | | \$0 | 9 | Pulaski | 4,200 | \$11,340,000 |
| - | Floyd | | \$0 | 70 | Putnam | 135 | \$274,050 |
| - | Forsyth | | \$0 | 80 | Quitman | 150 | \$122,850 |
| - | Franklin | | \$0 | - | Rabun | | \$0 |
| - | Fulton | | \$0 | 41 | Randolph | 1,115 | \$2,157,931 |

| Rank | County | Acres | Farm gate Value |
|--------------------------|------------|----------------|----------------------|
| 68 | Richmond | 154 | \$343,882 |
| 79 | Rockdale | 85 | \$124,143 |
| 61 | Schley | 270 | \$548,100 |
| 15 | Screven | 4,280 | \$9,557,240 |
| 56 | Seminole | 881 | \$1,073,058 |
| 96 | Spalding | 19 | \$36,642 |
| 106 | Stephens | 5 | \$5,100 |
| 43 | Stewart | 790 | \$1,955,250 |
| 10 | Sumter | 5,150 | \$10,454,500 |
| 59 | Talbot | 700 | \$700,000 |
| - | Taliaferro | | \$0 |
| 22 | Tattnall | 7,500 | \$5,095,875 |
| 75 | Taylor | 250 | \$165,000 |
| 24 | Telfair | 2,400 | \$4,872,000 |
| 23 | Terrell | 2,501 | \$5,062,024 |
| 12 | Thomas | 4,500 | \$10,048,500 |
| 33 | Tift | 1,408 | \$3,144,064 |
| 38 | Toombs | 1,217 | \$2,470,510 |
| - | Towns | | \$0 |
| 100 | Treutlen | 29 | \$23,360 |
| - | Troup | | \$0 |
| 34 | Turner | 1,558 | \$3,004,603 |
| 72 | Twiggs | 103 | \$229,999 |
| - | Union | | \$0 |
| 74 | Upson | 96 | \$194,352 |
| - | Walker | | \$0 |
| 77 | Walton | 70 | \$142,100 |
| 45 | Ware | 1,550 | \$1,887,900 |
| 57 | Warren | 580 | \$1,044,000 |
| 31 | Washington | 1,500 | \$3,300,000 |
| 48 | Wayne | 1,000 | \$1,624,000 |
| 21 | Webster | 2,154 | \$5,247,144 |
| 32 | Wheeler | 1,600 | \$3,248,000 |
| - | White | | \$0 |
| - | Whitfield | | \$0 |
| 36 | Wilcox | 4,400 | \$2,679,600 |
| 81 | Wilkes | 120 | \$121,920 |
| 92 | Wilkinson | 24 | \$48,720 |
| 13 | Worth | 3,655 | \$9,645,545 |
| Totals & Avg. | | 209,129 | \$383,798,591 |

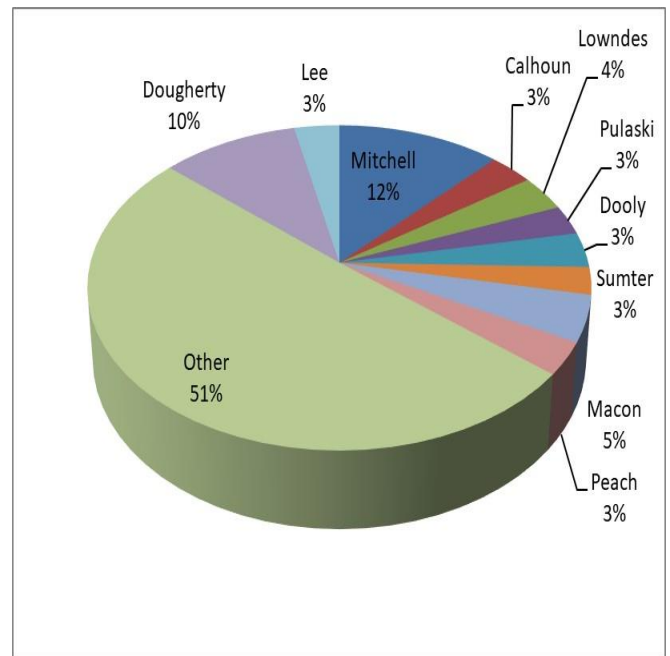
Percent of Fruits & Nuts 42.08%

Top Ten Counties by Value - Pecans

| County | Acres | Farm gate Value |
|-----------|--------|-----------------|
| Mitchell | 19,278 | \$46,652,760 |
| Dougherty | 17,500 | \$39,077,500 |
| Macon | 9,608 | \$17,553,816 |
| Lowndes | 6,800 | \$13,804,000 |
| Dooly | 6,000 | \$13,398,000 |
| Lee | 10,300 | \$12,926,500 |
| Calhoun | 4,595 | \$12,406,500 |
| Peach | 11,000 | \$12,375,000 |
| Pulaski | 4,200 | \$11,340,000 |
| Sumter | 5,150 | \$10,454,500 |

Top Ten Counties

For Pecans

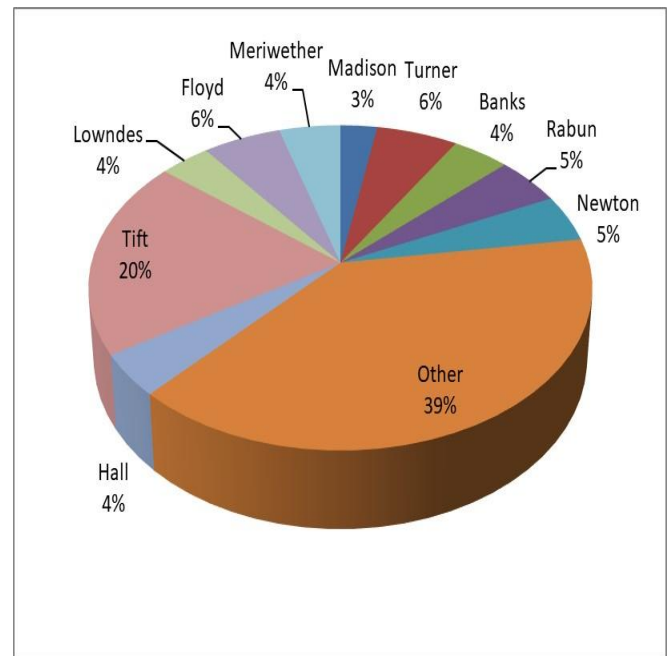


Strawberries Farm Gate Value 2021

| Rank | County | Acres | Farm gate Value | Rank | County | Acres | Farm gate Value |
|------|---------------|-------|-----------------|------|------------|-------|-----------------|
| 13 | Appling | 12 | \$288,000 | 16 | Gilmer | 5 | \$262,500 |
| - | Atkinson | | \$0 | - | Glascok | | \$0 |
| - | Bacon | | \$0 | - | Glynn | | \$0 |
| - | Baker | | \$0 | 33 | Gordon | 3 | \$67,500 |
| - | Baldwin | | \$0 | - | Grady | | \$0 |
| 7 | Banks | 18 | \$612,000 | - | Greene | | \$0 |
| 45 | Barrow | 3 | \$27,000 | - | Gwinnett | | \$0 |
| 42 | Bartow | 1 | \$36,000 | - | Habersham | | \$0 |
| - | Ben Hill | | \$0 | 8 | Hall | 22 | \$601,500 |
| - | Berrien | | \$0 | - | Hancock | | \$0 |
| 15 | Bibb | 3 | \$264,000 | - | Haralson | | \$0 |
| - | Bleckley | | \$0 | 20 | Harris | 4 | \$216,000 |
| - | Brantley | | \$0 | - | Hart | | \$0 |
| - | Brooks | | \$0 | - | Heard | | \$0 |
| - | Bryan | | \$0 | 27 | Henry | 17 | \$107,100 |
| - | Bulloch | | \$0 | 20 | Houston | 6 | \$216,000 |
| 22 | Burke | 4 | \$162,000 | 26 | Irwin | 3 | \$120,000 |
| - | Butts | | \$0 | - | Jackson | | \$0 |
| - | Calhoun | | \$0 | - | Jasper | | \$0 |
| 50 | Camden | 2 | \$10,000 | - | Jeff Davis | | \$0 |
| - | Candler | | \$0 | 28 | Jefferson | 4 | \$105,000 |
| 30 | Carroll | 2 | \$89,719 | - | Jenkins | | \$0 |
| 35 | Catoosa | 1 | \$57,800 | 14 | Johnson | 10 | \$270,000 |
| - | Charlton | | \$0 | - | Jones | | \$0 |
| - | Chatham | | \$0 | - | Lamar | | \$0 |
| - | Chattahoochee | | \$0 | - | Lanier | | \$0 |
| - | Chattooga | | \$0 | 40 | Laurens | 1 | \$45,000 |
| 19 | Cherokee | 5 | \$236,250 | - | Lee | | \$0 |
| - | Clarke | | \$0 | - | Liberty | | \$0 |
| - | Clay | | \$0 | 38 | Lincoln | 2 | \$52,000 |
| - | Clayton | | \$0 | - | Long | | \$0 |
| - | Clinch | | \$0 | 9 | Lowndes | 15 | \$540,000 |
| - | Cobb | | \$0 | - | Lumpkin | | \$0 |
| - | Coffee | | \$0 | 34 | Macon | 2 | \$60,000 |
| 29 | Colquitt | 3 | \$90,000 | 10 | Madison | 11 | \$396,000 |
| - | Columbia | | \$0 | - | Marion | | \$0 |
| - | Cook | | \$0 | - | McDuffie | | \$0 |
| 23 | Coweta | 2 | \$160,000 | - | McIntosh | | \$0 |
| - | Crawford | | \$0 | 6 | Meriwether | 19 | \$660,000 |
| 16 | Crisp | 5 | \$262,500 | - | Miller | | \$0 |
| - | Dade | | \$0 | - | Mitchell | | \$0 |
| - | Dawson | | \$0 | 21 | Monroe | 7 | \$210,000 |
| - | Decatur | | \$0 | - | Montgomery | | \$0 |
| - | Dekalb | | \$0 | 50 | Morgan | 2 | \$10,000 |
| 41 | Dodge | 1 | \$42,000 | 43 | Murray | 2 | \$30,075 |
| - | Dooly | | \$0 | - | Muscogee | | \$0 |
| - | Dougherty | | \$0 | 5 | Newton | 8 | \$678,400 |
| - | Douglas | | \$0 | 36 | Oconee | 8 | \$56,000 |
| - | Early | | \$0 | 24 | Oglethorpe | 5 | \$150,000 |
| - | Echols | | \$0 | - | Paulding | | \$0 |
| 25 | Effingham | 5 | \$135,000 | 12 | Peach | 5 | \$321,000 |
| - | Elbert | | \$0 | - | Pickens | | \$0 |
| - | Emanuel | | \$0 | - | Pierce | | \$0 |
| - | Evans | | \$0 | - | Pike | | \$0 |
| 17 | Fannin | 7 | \$252,000 | - | Polk | | \$0 |
| 51 | Fayette | 2 | \$9,750 | - | Pulaski | | \$0 |
| 3 | Floyd | 7 | \$840,000 | - | Putnam | | \$0 |
| 19 | Forsyth | 5 | \$236,250 | - | Quitman | | \$0 |
| - | Franklin | | \$0 | 4 | Rabun | 38 | \$703,000 |
| - | Fulton | | \$0 | - | Randolph | | \$0 |

| Rank | County | Acres | Farm gate Value |
|-------------------------------------|------------|--------------|---------------------|
| - | Richmond | | \$0 |
| - | Rockdale | | \$0 |
| - | Schley | | \$0 |
| 37 | Screven | 3 | \$54,000 |
| - | Seminole | | \$0 |
| 44 | Spalding | 1 | \$30,000 |
| - | Stephens | | \$0 |
| - | Stewart | | \$0 |
| - | Sumter | | \$0 |
| - | Talbot | | \$0 |
| - | Taliaferro | | \$0 |
| 18 | Tattnall | 4 | \$251,250 |
| 11 | Taylor | 6 | \$360,000 |
| 48 | Telfair | 3 | \$16,800 |
| 32 | Terrell | 2 | \$68,000 |
| - | Thomas | | \$0 |
| 1 | Tift | 32 | \$2,864,000 |
| - | Toombs | | \$0 |
| - | Towns | | \$0 |
| - | Treutlen | | \$0 |
| 47 | Troup | 2 | \$19,849 |
| 2 | Turner | 6 | \$873,750 |
| - | Twiggs | | \$0 |
| 39 | Union | 1 | \$45,180 |
| 46 | Upson | 1 | \$24,000 |
| 34 | Walker | 2 | \$60,000 |
| - | Walton | | \$0 |
| - | Ware | | \$0 |
| - | Warren | | \$0 |
| - | Washington | | \$0 |
| 49 | Wayne | 1 | \$14,400 |
| - | Webster | | \$0 |
| - | Wheeler | | \$0 |
| - | White | | \$0 |
| - | Whitfield | | \$0 |
| 31 | Wilcox | 5 | \$70,000 |
| - | Wilkes | | \$0 |
| - | Wilkinson | | \$0 |
| - | Worth | | \$0 |
| Totals & Avg. | | 356 | \$14,438,573 |
| Percent of Fruits & Nuts | | 1.58% | |

Top Ten Counties For Strawberries



Top Ten Counties by Value - Strawberries

| County | Acres | Farm gate Value |
|------------|-------|-----------------|
| Tift | 32 | \$2,864,000 |
| Turner | 6 | \$873,750 |
| Floyd | 7 | \$840,000 |
| Rabun | 38 | \$703,000 |
| Newton | 8 | \$678,400 |
| Meriwether | 19 | \$660,000 |
| Banks | 18 | \$612,000 |
| Hall | 22 | \$601,500 |
| Lowndes | 15 | \$540,000 |
| Madison | 11 | \$396,000 |

Miscellaneous Fruits and Nuts Farm Gate Value 2021

| Rank | County | Farm gate | Rank | County | Farm gate | Rank | County | Farm gate |
|------|---------------|-------------|------|------------|-----------|--------------------------------------|------------|-------------|
| - | Appling | \$0 | 20 | Fannin | \$27,000 | - | Oglethorpe | \$0 |
| - | Atkinson | \$0 | - | Fayette | \$0 | - | Paulding | \$0 |
| 22 | Bacon | \$20,000 | - | Floyd | \$0 | 24 | Peach | \$18,000 |
| 38 | Baker | \$900 | 15 | Forsyth | \$52,800 | 35 | Pickens | \$2,432 |
| - | Baldwin | \$0 | - | Franklin | \$0 | - | Pierce | \$0 |
| - | Banks | \$0 | 19 | Fulton | \$31,500 | 9 | Pike | \$96,100 |
| 10 | Barrow | \$79,680 | 14 | Gilmer | \$60,000 | - | Polk | \$0 |
| - | Bartow | \$0 | - | Glascocock | \$0 | - | Pulaski | \$0 |
| - | Ben Hill | \$0 | - | Glynn | \$0 | 32 | Putnam | \$4,050 |
| 1 | Berrien | \$4,328,000 | 34 | Gordon | \$2,840 | - | Quitman | \$0 |
| - | Bibb | \$0 | - | Grady | \$0 | - | Rabun | \$0 |
| - | Bleckley | \$0 | 29 | Greene | \$9,000 | - | Randolph | \$0 |
| - | Brantley | \$0 | - | Gwinnett | \$0 | - | Richmond | \$0 |
| 37 | Brooks | \$1,000 | - | Habersham | \$0 | - | Rockdale | \$0 |
| - | Bryan | \$0 | 39 | Hall | \$160 | - | Schley | \$0 |
| 7 | Bulloch | \$120,000 | - | Hancock | \$0 | - | Screven | \$0 |
| - | Burke | \$0 | - | Haralson | \$0 | 33 | Seminole | \$3,000 |
| - | Butts | \$0 | - | Harris | \$0 | 13 | Spalding | \$66,640 |
| 3 | Calhoun | \$900,000 | - | Hart | \$0 | 8 | Stephens | \$100,000 |
| - | Camden | \$0 | - | Heard | \$0 | - | Stewart | \$0 |
| - | Candler | \$0 | 26 | Henry | \$15,600 | - | Sumter | \$0 |
| - | Carroll | \$0 | - | Houston | \$0 | - | Talbot | \$0 |
| - | Catoosa | \$0 | - | Irwin | \$0 | - | Taliaferro | \$0 |
| - | Charlton | \$0 | - | Jackson | \$0 | - | Tattnell | \$0 |
| - | Chatham | \$0 | - | Jasper | \$0 | 30 | Taylor | \$6,375 |
| - | Chattahoochee | \$0 | - | Jeff Davis | \$0 | 4 | Telfair | \$336,000 |
| - | Chattooga | \$0 | - | Jefferson | \$0 | - | Terrell | \$0 |
| - | Cherokee | \$0 | - | Jenkins | \$0 | - | Thomas | \$0 |
| 36 | Clarke | \$1,800 | - | Johnson | \$0 | - | Tift | \$0 |
| - | Clay | \$0 | - | Jones | \$0 | 6 | Toombs | \$132,075 |
| - | Clayton | \$0 | - | Lamar | \$0 | - | Towns | \$0 |
| - | Clinch | \$0 | 16 | Lanier | \$46,800 | - | Treutlen | \$0 |
| - | Cobb | \$0 | - | Laurens | \$0 | - | Troup | \$0 |
| - | Coffee | \$0 | - | Lee | \$0 | - | Turner | \$0 |
| - | Colquitt | \$0 | 11 | Liberty | \$77,250 | - | Twiggs | \$0 |
| 5 | Columbia | \$137,500 | - | Lincoln | \$0 | - | Union | \$0 |
| - | Cook | \$0 | - | Long | \$0 | - | Upson | \$0 |
| - | Coweta | \$0 | 17 | Lowndes | \$38,450 | 31 | Walker | \$6,000 |
| 23 | Crawford | \$19,500 | - | Lumpkin | \$0 | - | Walton | \$0 |
| - | Crisp | \$0 | 27 | Macon | \$12,750 | - | Ware | \$0 |
| - | Dade | \$0 | - | Madison | \$0 | - | Warren | \$0 |
| - | Dawson | \$0 | - | Marion | \$0 | - | Washington | \$0 |
| - | Decatur | \$0 | - | McDuffie | \$0 | - | Wayne | \$0 |
| - | Dekalb | \$0 | - | McIntosh | \$0 | 12 | Webster | \$71,000 |
| - | Dodge | \$0 | - | Meriwether | \$0 | 21 | Wheeler | \$25,000 |
| 25 | Dooly | \$17,136 | - | Miller | \$0 | 2 | White | \$1,408,000 |
| - | Dougherty | \$0 | - | Mitchell | \$0 | - | Whitfield | \$0 |
| - | Douglas | \$0 | - | Monroe | \$0 | - | Wilcox | \$0 |
| - | Early | \$0 | 28 | Montgomery | \$11,200 | - | Wilkes | \$0 |
| - | Echols | \$0 | - | Morgan | \$0 | - | Wilkinson | \$0 |
| - | Effingham | \$0 | - | Murray | \$0 | - | Worth | \$0 |
| - | Elbert | \$0 | - | Muscogee | \$0 | Totals & Avg. \$8,319,538 | | |
| - | Emanuel | \$0 | 18 | Newton | \$34,000 | Percent of Fruits & Nuts | | |
| - | Evans | \$0 | - | Oconee | \$0 | 0.91% | | |

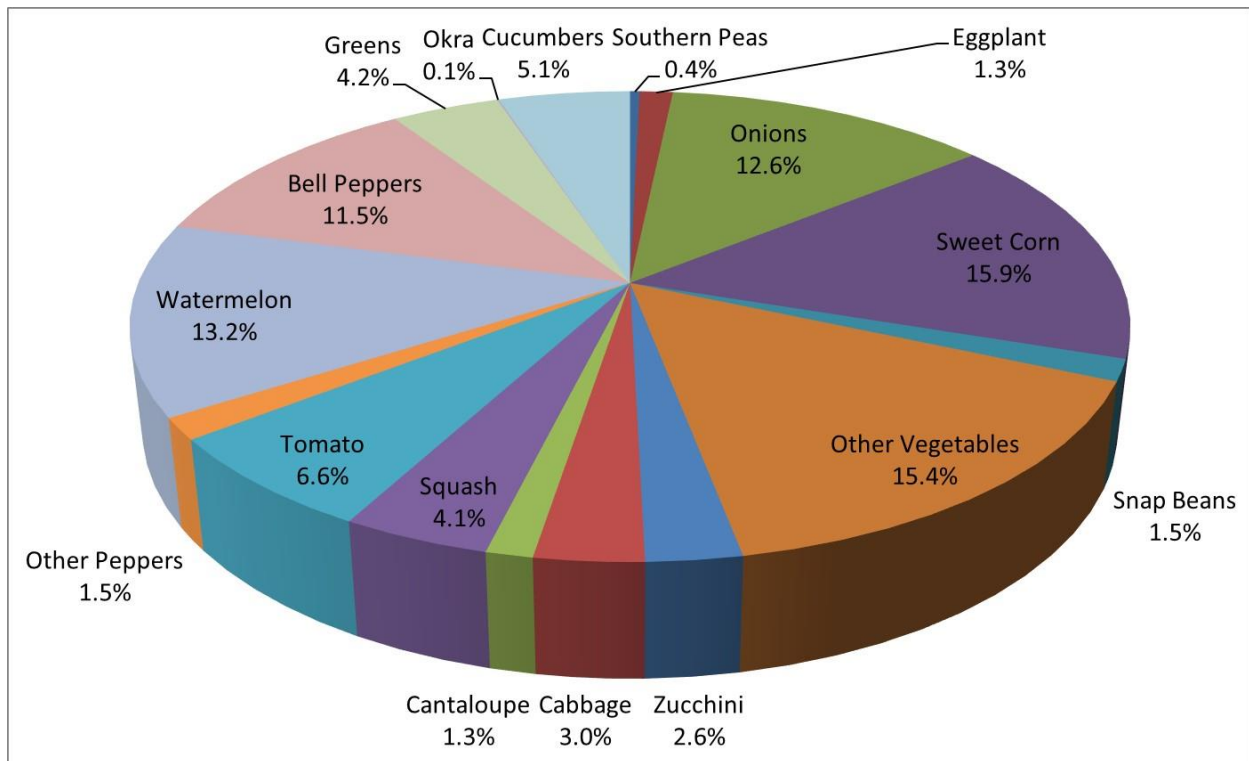
Total Fruits and Nuts Value

| Rank | County | Farm gate | Rank | County | Farm gate | Rank | County | Farm gate |
|------|---------------|---------------|------|------------|--------------|--------------------------|------------|----------------------|
| 5 | Appling | \$37,353,000 | 133 | Fayette | \$106,500 | 4 | Peach | \$37,922,000 |
| 20 | Atkinson | \$13,063,103 | 81 | Floyd | \$1,463,500 | 147 | Pickens | \$30,006 |
| 1 | Bacon | \$104,541,180 | 102 | Forsyth | \$560,800 | 11 | Pierce | \$20,858,680 |
| 17 | Baker | \$13,887,475 | 135 | Franklin | \$97,280 | 110 | Pike | \$368,288 |
| 93 | Baldwin | \$828,800 | 143 | Fulton | \$48,375 | 94 | Polk | \$820,100 |
| 97 | Banks | \$706,500 | 30 | Gilmer | \$8,098,130 | 23 | Pulaski | \$11,340,000 |
| 132 | Barrow | \$106,680 | 104 | Glascocock | \$460,000 | 37 | Putnam | \$6,461,100 |
| 139 | Bartow | \$69,930 | 114 | Glynn | \$336,000 | 127 | Quitman | \$122,850 |
| 33 | Ben Hill | \$7,949,204 | 131 | Gordon | \$118,620 | 80 | Rabun | \$1,533,500 |
| 12 | Berrien | \$19,955,311 | 50 | Grady | \$4,277,076 | 67 | Randolph | \$2,181,231 |
| 96 | Bibb | \$707,025 | 138 | Greene | \$74,494 | 111 | Richmond | \$366,382 |
| 47 | Bleckley | \$5,039,806 | 145 | Gwinnett | \$40,000 | 125 | Rockdale | \$161,160 |
| 27 | Brantley | \$8,555,662 | 39 | Habersham | \$6,278,030 | 78 | Schley | \$1,731,600 |
| 34 | Brooks | \$7,397,463 | 63 | Hall | \$2,485,482 | 24 | Screven | \$10,773,398 |
| 148 | Bryan | \$25,000 | 85 | Hancock | \$1,331,350 | 88 | Seminole | \$1,115,458 |
| 35 | Bulloch | \$6,880,875 | 101 | Haralson | \$575,180 | 123 | Spalding | \$185,382 |
| 62 | Burke | \$2,593,350 | 79 | Harris | \$1,681,538 | 100 | Stephens | \$581,300 |
| 108 | Butts | \$433,910 | 119 | Hart | \$261,835 | 72 | Stewart | \$1,955,250 |
| 15 | Calhoun | \$15,230,500 | - | Heard | \$0 | 25 | Sumter | \$10,595,575 |
| 76 | Camden | \$1,877,955 | 116 | Henry | \$280,200 | 87 | Talbot | \$1,249,375 |
| 66 | Candler | \$2,227,700 | 22 | Houston | \$11,501,520 | - | Taliaferro | \$0 |
| 106 | Carroll | \$453,606 | 29 | Irwin | \$8,140,207 | 42 | Tattall | \$5,513,125 |
| 142 | Catoosa | \$57,800 | 128 | Jackson | \$122,750 | 13 | Taylor | \$19,624,875 |
| 99 | Charlton | \$637,750 | 105 | Jasper | \$456,972 | 32 | Telfair | \$8,036,350 |
| - | Chatham | \$0 | 46 | Jeff Davis | \$5,092,570 | 43 | Terrell | \$5,209,087 |
| - | Chattahoochee | \$0 | 51 | Jefferson | \$4,148,550 | 16 | Thomas | \$14,808,460 |
| 103 | Chattooga | \$483,100 | 70 | Jenkins | \$2,055,050 | 31 | Tift | \$8,097,314 |
| 61 | Cherokee | \$2,745,850 | 92 | Johnson | \$896,625 | 57 | Toombs | \$3,294,185 |
| 146 | Clarke | \$30,534 | - | Jones | \$0 | 68 | Towns | \$2,162,445 |
| 150 | Clay | \$17,366 | 134 | Lamar | \$103,144 | 136 | Treutlen | \$91,160 |
| - | Clayton | \$0 | 21 | Lanier | \$12,827,360 | 109 | Troup | \$372,849 |
| 6 | Clinch | \$34,741,405 | 74 | Laurens | \$1,889,424 | 52 | Turner | \$3,991,753 |
| 149 | Cobb | \$22,500 | 19 | Lee | \$13,273,000 | 112 | Twiggs | \$364,749 |
| 10 | Coffee | \$26,089,970 | 130 | Liberty | \$120,000 | 75 | Union | \$1,879,255 |
| 28 | Colquitt | \$8,325,783 | 117 | Lincoln | \$278,500 | 120 | Upson | \$231,852 |
| 77 | Columbia | \$1,740,325 | 95 | Long | \$778,270 | 113 | Walker | \$362,640 |
| 40 | Cook | \$6,103,658 | 9 | Lowndes | \$27,354,200 | 69 | Walton | \$2,131,100 |
| 121 | Coweta | \$226,000 | 44 | Lumpkin | \$5,184,000 | 8 | Ware | \$30,026,900 |
| 14 | Crawford | \$18,661,250 | 7 | Macon | \$32,535,796 | 91 | Warren | \$1,065,420 |
| 48 | Crisp | \$4,906,084 | 64 | Madison | \$2,407,250 | 56 | Washington | \$3,330,000 |
| 124 | Dade | \$177,240 | 126 | Marion | \$149,800 | 58 | Wayne | \$3,223,120 |
| 118 | Dawson | \$275,250 | 144 | McDuffie | \$48,186 | 41 | Webster | \$5,652,144 |
| 59 | Decatur | \$3,088,495 | 73 | McIntosh | \$1,906,415 | 55 | Wheeler | \$3,425,460 |
| - | Dekalb | \$0 | 86 | Meriwether | \$1,259,400 | 36 | White | \$6,568,000 |
| 71 | Dodge | \$1,997,213 | 65 | Miller | \$2,295,860 | 122 | Whitfield | \$225,000 |
| 18 | Dooley | \$13,469,136 | 2 | Mitchell | \$50,743,603 | 53 | Wilcox | \$3,790,735 |
| 3 | Dougherty | \$39,581,248 | 84 | Monroe | \$1,351,380 | 129 | Wilkes | \$121,920 |
| - | Douglas | \$0 | 49 | Montgomery | \$4,895,173 | 141 | Wilkinson | \$59,970 |
| 89 | Early | \$1,108,380 | 82 | Morgan | \$1,446,800 | 26 | Worth | \$9,742,245 |
| 38 | Echols | \$6,300,000 | 140 | Murray | \$68,501 | Totals & Avg. | | \$912,076,545 |
| 98 | Effingham | \$692,200 | - | Muscogee | \$0 | | | |
| 60 | Elbert | \$3,063,750 | 90 | Newton | \$1,069,500 | | | |
| 54 | Emanuel | \$3,550,750 | 137 | Oconee | \$88,010 | | | |
| 83 | Evans | \$1,364,160 | 107 | Oglethorpe | \$443,280 | | | |
| 45 | Fannin | \$5,170,480 | 115 | Paulding | \$304,600 | | | |

2021 Georgia Vegetables Farm Gate Value

\$1,337,974,658

Vegetables 2021 Farm Gate Value



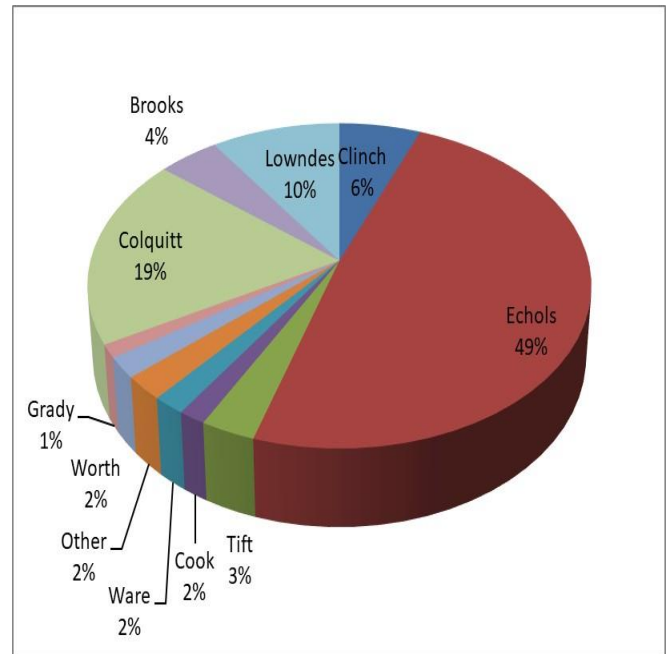
Bell Peppers Farm Gate Value 2021

| Rank | County | Acres | Farm gate Value | Rank | County | Acres | Farm gate Value |
|------|---------------|-------|-----------------|------|------------|-------|-----------------|
| 11 | Appling | 35 | \$728,000 | 29 | Gilmer | 3 | \$12,675 |
| - | Atkinson | | \$0 | - | Glascok | | \$0 |
| - | Bacon | | \$0 | - | Glynn | | \$0 |
| - | Baker | | \$0 | 25 | Gordon | 1 | \$26,000 |
| - | Baldwin | | \$0 | 10 | Grady | 180 | \$1,980,000 |
| - | Banks | | \$0 | - | Greene | | \$0 |
| - | Barrow | | \$0 | - | Gwinnett | | \$0 |
| - | Bartow | | \$0 | - | Habersham | | \$0 |
| - | Ben Hill | | \$0 | 16 | Hall | 8 | \$166,400 |
| - | Berrien | | \$0 | - | Hancock | | \$0 |
| - | Bibb | | \$0 | - | Haralson | | \$0 |
| - | Bleckley | | \$0 | - | Harris | | \$0 |
| - | Brantley | | \$0 | - | Hart | | \$0 |
| 5 | Brooks | 333 | \$6,926,400 | - | Heard | | \$0 |
| - | Bryan | | \$0 | - | Henry | | \$0 |
| - | Bulloch | | \$0 | - | Houston | | \$0 |
| - | Burke | | \$0 | - | Irwin | | \$0 |
| - | Butts | | \$0 | - | Jackson | | \$0 |
| - | Calhoun | | \$0 | - | Jasper | | \$0 |
| - | Camden | | \$0 | - | Jeff Davis | | \$0 |
| - | Candler | | \$0 | - | Jefferson | | \$0 |
| 22 | Carroll | 2 | \$48,000 | - | Jenkins | | \$0 |
| - | Catoosa | | \$0 | - | Johnson | | \$0 |
| - | Charlton | | \$0 | - | Jones | | \$0 |
| - | Chatham | | \$0 | - | Lamar | | \$0 |
| - | Chattahoochee | | \$0 | 12 | Lanier | 30 | \$624,000 |
| 33 | Chattooga | 2 | \$6,000 | 34 | Laurens | | \$2,080 |
| 36 | Cherokee | 2 | \$1,560 | 35 | Lee | | \$1,674 |
| - | Clarke | | \$0 | - | Liberty | | \$0 |
| - | Clay | | \$0 | - | Lincoln | | \$0 |
| - | Clayton | | \$0 | - | Long | | \$0 |
| 4 | Clinch | 62 | \$9,349,600 | 3 | Lowndes | 710 | \$14,768,000 |
| - | Cobb | | \$0 | - | Lumpkin | | \$0 |
| - | Coffee | | \$0 | 23 | Macon | 2 | \$40,144 |
| 2 | Colquitt | 1,230 | \$29,274,000 | 31 | Madison | 1 | \$10,400 |
| - | Columbia | | \$0 | - | Marion | | \$0 |
| 9 | Cook | 113 | \$2,350,400 | - | McDuffie | | \$0 |
| - | Coweta | | \$0 | - | McIntosh | | \$0 |
| - | Crawford | | \$0 | - | Meriwether | | \$0 |
| - | Crisp | | \$0 | - | Miller | | \$0 |
| - | Dade | | \$0 | - | Mitchell | | \$0 |
| - | Dawson | | \$0 | - | Monroe | | \$0 |
| 14 | Decatur | 18 | \$374,400 | - | Montgomery | | \$0 |
| - | Dekalb | | \$0 | - | Morgan | | \$0 |
| - | Dodge | | \$0 | - | Murray | | \$0 |
| - | Dooley | | \$0 | - | Muscogee | | \$0 |
| - | Dougherty | | \$0 | 26 | Newton | 2 | \$24,000 |
| - | Douglas | | \$0 | - | Oconee | | \$0 |
| - | Early | | \$0 | - | Oglethorpe | | \$0 |
| 1 | Echols | 2,600 | \$74,880,000 | 30 | Paulding | 1 | \$10,800 |
| - | Effingham | | \$0 | - | Peach | | \$0 |
| - | Elbert | | \$0 | - | Pickens | | \$0 |
| - | Emanuel | | \$0 | - | Pierce | | \$0 |
| - | Evans | | \$0 | - | Pike | | \$0 |
| 32 | Fannin | 2 | \$9,680 | - | Polk | | \$0 |
| 27 | Fayette | 1 | \$20,800 | - | Pulaski | | \$0 |
| - | Floyd | | \$0 | - | Putnam | | \$0 |
| 19 | Forsyth | 5 | \$104,000 | - | Quitman | | \$0 |
| - | Franklin | | \$0 | 15 | Rabun | 30 | \$271,200 |
| 20 | Fulton | 4 | \$96,000 | - | Randolph | | \$0 |

| Rank | County | Acres | Farm gate Value |
|------------------------------|------------|---------------|----------------------|
| - | Richmond | | \$0 |
| 28 | Rockdale | 7 | \$19,050 |
| - | Schley | | \$0 |
| - | Screven | | \$0 |
| - | Seminole | | \$0 |
| - | Spalding | | \$0 |
| - | Stephens | | \$0 |
| - | Stewart | | \$0 |
| - | Sumter | | \$0 |
| - | Talbot | | \$0 |
| - | Taliaferro | | \$0 |
| 37 | Tattnall | 1 | \$1,519 |
| - | Taylor | | \$0 |
| 18 | Telfair | 6 | \$124,800 |
| - | Terrell | | \$0 |
| - | Thomas | | \$0 |
| 6 | Tift | 199 | \$4,709,600 |
| - | Toombs | | \$0 |
| - | Towns | | \$0 |
| - | Treutlen | | \$0 |
| 21 | Troup | 4 | \$89,600 |
| - | Turner | | \$0 |
| - | Twiggs | | \$0 |
| 19 | Union | 5 | \$104,000 |
| - | Upson | | \$0 |
| 24 | Walker | 3 | \$31,200 |
| - | Walton | | \$0 |
| 8 | Ware | 135 | \$2,808,000 |
| - | Warren | | \$0 |
| - | Washington | | \$0 |
| 17 | Wayne | 7 | \$145,600 |
| - | Webster | | \$0 |
| 13 | Wheeler | 25 | \$520,000 |
| - | White | | \$0 |
| - | Whitfield | | \$0 |
| - | Wilcox | | \$0 |
| - | Wilkes | | \$0 |
| - | Wilkinson | | \$0 |
| 7 | Worth | 133 | \$3,147,200 |
| Totals & Avg. | | 5,902 | \$153,806,782 |
| Percent of Vegetables | | 11.50% | |

Top Ten Counties

For Bell Peppers



Top Ten Counties by Value - Bell Peppers

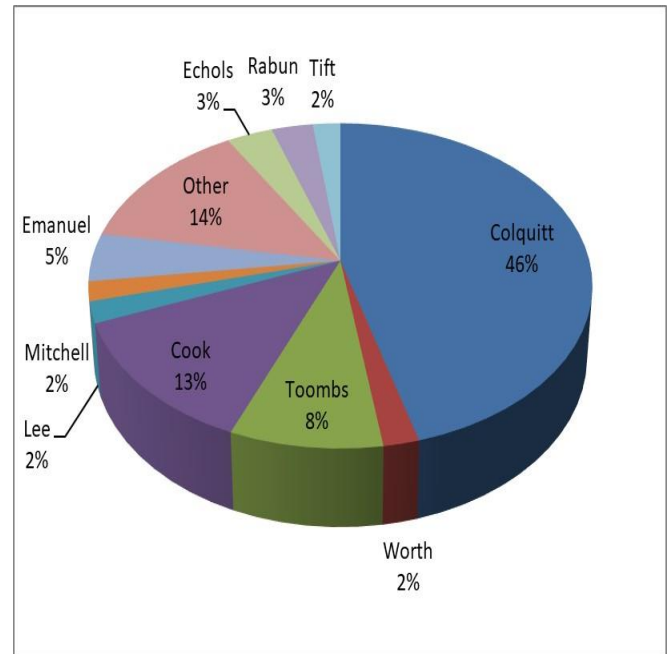
| County | Acres | Farm gate Value |
|----------|-------|-----------------|
| Echols | 2,600 | \$74,880,000 |
| Colquitt | 1,230 | \$29,274,000 |
| Lowndes | 710 | \$14,768,000 |
| Clinch | 62 | \$9,349,600 |
| Brooks | 333 | \$6,926,400 |
| Tift | 199 | \$4,709,600 |
| Worth | 133 | \$3,147,200 |
| Ware | 135 | \$2,808,000 |
| Cook | 113 | \$2,350,400 |
| Grady | 180 | \$1,980,000 |

Cabbage Farm Gate Value 2021

| Rank | County | Acres | Farm gate Value | Rank | County | Acres | Farm gate Value |
|------|---------------|-------|-----------------|------|------------|-------|-----------------|
| 11 | Appling | 111 | \$757,575 | 21 | Gilmer | 35 | \$123,113 |
| - | Atkinson | | \$0 | - | Glascok | | \$0 |
| - | Bacon | | \$0 | - | Glynn | | \$0 |
| 34 | Baker | 2 | \$1,200 | 31 | Gordon | 1 | \$6,825 |
| - | Baldwin | | \$0 | 19 | Grady | 32 | \$166,400 |
| - | Banks | | \$0 | - | Greene | | \$0 |
| - | Barrow | | \$0 | - | Gwinnett | | \$0 |
| - | Bartow | | \$0 | - | Habersham | | \$0 |
| - | Ben Hill | | \$0 | 25 | Hall | 2 | \$13,650 |
| - | Berrien | | \$0 | - | Hancock | | \$0 |
| - | Bibb | | \$0 | - | Haralson | | \$0 |
| - | Bleckley | | \$0 | - | Harris | | \$0 |
| - | Brantley | | \$0 | - | Hart | | \$0 |
| 13 | Brooks | 104 | \$709,800 | - | Heard | | \$0 |
| - | Bryan | | \$0 | - | Henry | | \$0 |
| - | Bulloch | | \$0 | - | Houston | | \$0 |
| - | Burke | | \$0 | - | Irwin | | \$0 |
| - | Butts | | \$0 | - | Jackson | | \$0 |
| - | Calhoun | | \$0 | - | Jasper | | \$0 |
| - | Camden | | \$0 | - | Jeff Davis | | \$0 |
| - | Candler | | \$0 | - | Jefferson | | \$0 |
| 32 | Carroll | 1 | \$3,575 | - | Jenkins | | \$0 |
| - | Catoosa | | \$0 | - | Johnson | | \$0 |
| - | Charlton | | \$0 | - | Jones | | \$0 |
| - | Chatham | | \$0 | - | Lamar | | \$0 |
| - | Chattahoochee | | \$0 | - | Lanier | | \$0 |
| - | Chattooga | | \$0 | 17 | Laurens | 70 | \$474,134 |
| - | Cherokee | | \$0 | 7 | Lee | 123 | \$839,475 |
| - | Clarke | | \$0 | - | Liberty | | \$0 |
| - | Clay | | \$0 | - | Lincoln | | \$0 |
| - | Clayton | | \$0 | - | Long | | \$0 |
| - | Clinch | | \$0 | 15 | Lowndes | 95 | \$667,875 |
| - | Cobb | | \$0 | - | Lumpkin | | \$0 |
| - | Coffee | | \$0 | - | Macon | | \$0 |
| 1 | Colquitt | 2,409 | \$18,214,000 | - | Madison | | \$0 |
| - | Columbia | | \$0 | - | Marion | | \$0 |
| 2 | Cook | 746 | \$5,091,450 | - | McDuffie | | \$0 |
| - | Coweta | | \$0 | - | McIntosh | | \$0 |
| - | Crawford | | \$0 | - | Meriwether | | \$0 |
| - | Crisp | | \$0 | - | Miller | | \$0 |
| - | Dade | | \$0 | 10 | Mitchell | 140 | \$770,000 |
| - | Dawson | | \$0 | - | Monroe | | \$0 |
| - | Decatur | | \$0 | - | Montgomery | | \$0 |
| - | Dekalb | | \$0 | - | Morgan | | \$0 |
| - | Dodge | | \$0 | - | Murray | | \$0 |
| - | Dooly | | \$0 | - | Muscogee | | \$0 |
| - | Dougherty | | \$0 | 30 | Newton | 2 | \$7,150 |
| - | Douglas | | \$0 | - | Oconee | | \$0 |
| - | Early | | \$0 | - | Oglethorpe | | \$0 |
| 5 | Echols | 200 | \$1,365,000 | 26 | Paulding | 2 | \$9,600 |
| - | Effingham | | \$0 | - | Peach | | \$0 |
| - | Elbert | | \$0 | - | Pickens | | \$0 |
| 4 | Emanuel | 280 | \$1,911,000 | - | Pierce | | \$0 |
| - | Evans | | \$0 | - | Pike | | \$0 |
| - | Fannin | | \$0 | - | Polk | | \$0 |
| - | Fayette | | \$0 | - | Pulaski | | \$0 |
| - | Floyd | | \$0 | - | Putnam | | \$0 |
| 23 | Forsyth | 4 | \$27,300 | - | Quitman | | \$0 |
| - | Franklin | | \$0 | 6 | Rabun | 152 | \$1,229,634 |
| 27 | Fulton | 2 | \$9,100 | - | Randolph | | \$0 |

| Rank | County | Acres | Farm gate Value |
|------------------------------|------------|--------------|---------------------|
| - | Richmond | | \$0 |
| 29 | Rockdale | 1 | \$7,700 |
| - | Schley | | \$0 |
| - | Screven | | \$0 |
| - | Seminole | | \$0 |
| - | Spalding | | \$0 |
| - | Stephens | | \$0 |
| - | Stewart | | \$0 |
| 12 | Sumter | 110 | \$750,750 |
| 20 | Talbot | 20 | \$136,500 |
| - | Taliaferro | | \$0 |
| 28 | Tattnall | 2 | \$8,112 |
| - | Taylor | | \$0 |
| 16 | Telfair | 75 | \$511,875 |
| - | Terrell | | \$0 |
| - | Thomas | | \$0 |
| 8 | Tift | 102 | \$819,000 |
| 3 | Toombs | 497 | \$3,392,025 |
| - | Towns | | \$0 |
| - | Treutlen | | \$0 |
| 30 | Troup | 1 | \$7,150 |
| - | Turner | | \$0 |
| - | Twiggs | | \$0 |
| 22 | Union | 17 | \$116,025 |
| - | Upson | | \$0 |
| 33 | Walker | 1 | \$3,150 |
| - | Walton | | \$0 |
| 14 | Ware | 100 | \$682,500 |
| - | Warren | | \$0 |
| - | Washington | | \$0 |
| 24 | Wayne | 3 | \$22,050 |
| - | Webster | | \$0 |
| 18 | Wheeler | 35 | \$238,875 |
| - | White | | \$0 |
| - | Whitfield | | \$0 |
| - | Wilcox | | \$0 |
| - | Wilkes | | \$0 |
| - | Wilkinson | | \$0 |
| 9 | Worth | 100 | \$795,000 |
| Totals & Avg. | | 5,577 | \$39,888,567 |
| Percent of Vegetables | | 2.98% | |

Top Ten Counties For Cabbage



Top Ten Counties by Value - Cabbage

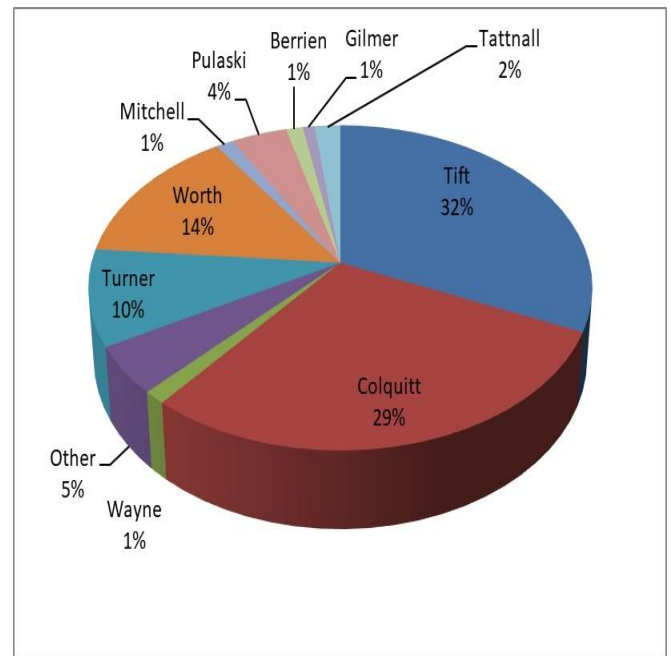
| County | Acres | Farm gate Value |
|----------|-------|-----------------|
| Colquitt | 2,409 | \$18,214,000 |
| Cook | 746 | \$5,091,450 |
| Toombs | 497 | \$3,392,025 |
| Emanuel | 280 | \$1,911,000 |
| Echols | 200 | \$1,365,000 |
| Rabun | 152 | \$1,229,634 |
| Lee | 123 | \$839,475 |
| Tift | 102 | \$819,000 |
| Worth | 100 | \$795,000 |
| Mitchell | 140 | \$770,000 |

Cantaloupe Farm Gate Value 2021

| Rank | County | Acres | Farm gate Value | Rank | County | Acres | Farm gate Value |
|------|---------------|-------|-----------------|------|------------|-------|-----------------|
| - | Appling | | \$0 | 8 | Gilmer | 7 | \$151,200 |
| - | Atkinson | | \$0 | - | Glascok | | \$0 |
| - | Bacon | | \$0 | - | Glynn | | \$0 |
| 10 | Baker | 25 | \$138,000 | - | Gordon | | \$0 |
| - | Baldwin | | \$0 | - | Grady | | \$0 |
| - | Banks | | \$0 | - | Greene | | \$0 |
| - | Barrow | | \$0 | - | Gwinnett | | \$0 |
| - | Bartow | | \$0 | 13 | Habersham | 12 | \$86,400 |
| - | Ben Hill | | \$0 | 15 | Hall | 2 | \$14,400 |
| 7 | Berrien | 30 | \$216,000 | - | Hancock | | \$0 |
| - | Bibb | | \$0 | - | Haralson | | \$0 |
| - | Bleckley | | \$0 | - | Harris | | \$0 |
| - | Brantley | | \$0 | 15 | Hart | 2 | \$14,400 |
| - | Brooks | | \$0 | - | Heard | | \$0 |
| - | Bryan | | \$0 | - | Henry | | \$0 |
| - | Bulloch | | \$0 | - | Houston | | \$0 |
| - | Burke | | \$0 | - | Irwin | | \$0 |
| - | Butts | | \$0 | - | Jackson | | \$0 |
| - | Calhoun | | \$0 | - | Jasper | | \$0 |
| - | Camden | | \$0 | - | Jeff Davis | | \$0 |
| - | Candler | | \$0 | - | Jefferson | | \$0 |
| 18 | Carroll | 1 | \$7,200 | - | Jenkins | | \$0 |
| - | Catoosa | | \$0 | - | Johnson | | \$0 |
| - | Charlton | | \$0 | - | Jones | | \$0 |
| - | Chatham | | \$0 | - | Lamar | | \$0 |
| - | Chattahoochee | | \$0 | - | Lanier | | \$0 |
| - | Chattooga | | \$0 | - | Laurens | | \$0 |
| - | Cherokee | | \$0 | 17 | Lee | 2 | \$10,800 |
| - | Clarke | | \$0 | - | Liberty | | \$0 |
| - | Clay | | \$0 | - | Lincoln | | \$0 |
| - | Clayton | | \$0 | - | Long | | \$0 |
| - | Clinch | | \$0 | - | Lowndes | | \$0 |
| - | Cobb | | \$0 | - | Lumpkin | | \$0 |
| - | Coffee | | \$0 | - | Macon | | \$0 |
| 2 | Colquitt | 668 | \$5,010,000 | - | Madison | | \$0 |
| - | Columbia | | \$0 | - | Marion | | \$0 |
| - | Cook | | \$0 | - | McDuffie | | \$0 |
| - | Coweta | | \$0 | - | McIntosh | | \$0 |
| - | Crawford | | \$0 | - | Meriwether | | \$0 |
| 11 | Crisp | 19 | \$136,800 | - | Miller | | \$0 |
| 18 | Dade | 1 | \$7,200 | 7 | Mitchell | 20 | \$216,000 |
| - | Dawson | | \$0 | - | Monroe | | \$0 |
| 15 | Decatur | 2 | \$14,400 | - | Montgomery | | \$0 |
| - | Dekalb | | \$0 | - | Morgan | | \$0 |
| - | Dodge | | \$0 | - | Murray | | \$0 |
| 14 | Dooly | 5 | \$36,000 | - | Muscogee | | \$0 |
| - | Dougherty | | \$0 | - | Newton | | \$0 |
| - | Douglas | | \$0 | - | Oconee | | \$0 |
| - | Early | | \$0 | - | Oglethorpe | | \$0 |
| - | Echols | | \$0 | - | Paulding | | \$0 |
| - | Effingham | | \$0 | - | Peach | | \$0 |
| 12 | Elbert | 20 | \$120,000 | - | Pickens | | \$0 |
| - | Emanuel | | \$0 | - | Pierce | | \$0 |
| - | Evans | | \$0 | - | Pike | | \$0 |
| - | Fannin | | \$0 | - | Polk | | \$0 |
| - | Fayette | | \$0 | 5 | Pulaski | 100 | \$720,000 |
| - | Floyd | | \$0 | - | Putnam | | \$0 |
| - | Forsyth | | \$0 | - | Quitman | | \$0 |
| - | Franklin | | \$0 | - | Rabun | | \$0 |
| - | Fulton | | \$0 | - | Randolph | | \$0 |

| Rank | County | Acres | Farm gate Value |
|------------------------------|------------|--------------|---------------------|
| - | Richmond | | \$0 |
| - | Rockdale | | \$0 |
| - | Schley | | \$0 |
| - | Screven | | \$0 |
| 15 | Seminole | 2 | \$14,400 |
| - | Spalding | | \$0 |
| - | Stephens | | \$0 |
| - | Stewart | | \$0 |
| - | Sumter | | \$0 |
| - | Talbot | | \$0 |
| - | Taliaferro | | \$0 |
| 6 | Tattnall | 5 | \$330,000 |
| - | Taylor | | \$0 |
| 9 | Telfair | 20 | \$144,000 |
| 18 | Terrell | 1 | \$7,200 |
| - | Thomas | | \$0 |
| 1 | Tift | 600 | \$5,462,500 |
| 16 | Toombs | 2 | \$12,000 |
| - | Towns | | \$0 |
| - | Treutlen | | \$0 |
| 19 | Troup | 1 | \$4,800 |
| 4 | Turner | 260 | \$1,642,350 |
| - | Twiggs | | \$0 |
| - | Union | | \$0 |
| - | Upson | | \$0 |
| 18 | Walker | 2 | \$7,200 |
| - | Walton | | \$0 |
| - | Ware | | \$0 |
| - | Warren | | \$0 |
| - | Washington | | \$0 |
| 7 | Wayne | 30 | \$216,000 |
| - | Webster | | \$0 |
| 14 | Wheeler | 5 | \$36,000 |
| - | White | | \$0 |
| - | Whitfield | | \$0 |
| - | Wilcox | | \$0 |
| - | Wilkes | | \$0 |
| - | Wilkinson | | \$0 |
| 3 | Worth | 290 | \$2,436,000 |
| Totals & Avg. | | 2,134 | \$17,211,250 |
| Percent of Vegetables | | 1.29% | |

Top Ten Counties For Cantaloupe



Top Ten Counties by Value - Cantaloupe

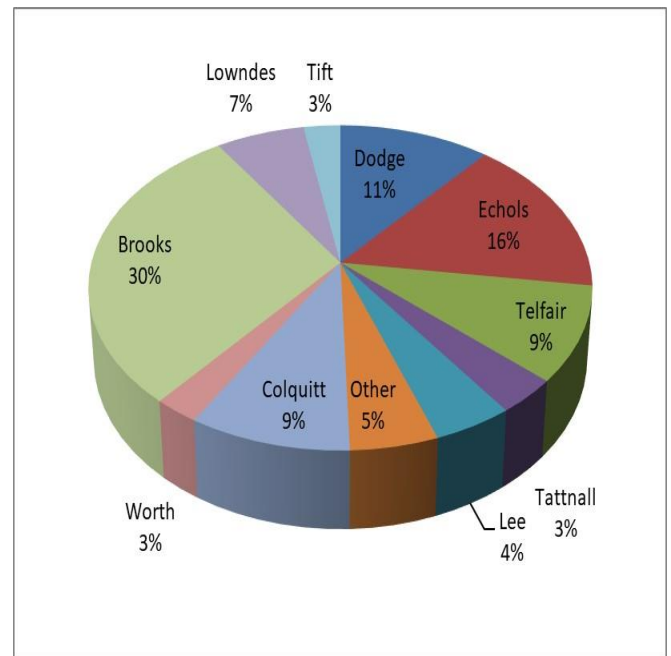
| County | Acres | Farm gate Value |
|----------|-------|-----------------|
| Tift | 600 | \$5,462,500 |
| Colquitt | 668 | \$5,010,000 |
| Worth | 290 | \$2,436,000 |
| Turner | 260 | \$1,642,350 |
| Pulaski | 100 | \$720,000 |
| Tattnall | 5 | \$330,000 |
| Berrien | 30 | \$216,000 |
| Mitchell | 20 | \$216,000 |
| Wayne | 30 | \$216,000 |
| Gilmer | 7 | \$151,200 |

Cucumbers Farm Gate Value 2021

| Rank | County | Acres | Farm gate Value | Rank | County | Acres | Farm gate Value |
|------|---------------|-------|-----------------|------|------------|-------|-----------------|
| - | Appling | | \$0 | 25 | Gilmer | 4 | \$20,000 |
| - | Atkinson | | \$0 | - | Glascock | | \$0 |
| - | Bacon | | \$0 | - | Glynn | | \$0 |
| 17 | Baker | 15 | \$87,000 | 30 | Gordon | 1 | \$8,000 |
| - | Baldwin | | \$0 | 13 | Grady | 47 | \$376,000 |
| - | Banks | | \$0 | - | Greene | | \$0 |
| - | Barrow | | \$0 | - | Gwinnett | | \$0 |
| - | Bartow | | \$0 | 15 | Habersham | 13 | \$145,600 |
| - | Ben Hill | | \$0 | 20 | Hall | 5 | \$40,000 |
| - | Berrien | | \$0 | - | Hancock | | \$0 |
| - | Bibb | | \$0 | - | Haralson | | \$0 |
| - | Bleckley | | \$0 | - | Harris | | \$0 |
| - | Brantley | | \$0 | - | Hart | | \$0 |
| 1 | Brooks | 1,812 | \$20,149,440 | - | Heard | | \$0 |
| - | Bryan | | \$0 | - | Henry | | \$0 |
| - | Bulloch | | \$0 | - | Houston | | \$0 |
| - | Burke | | \$0 | - | Irwin | | \$0 |
| - | Butts | | \$0 | - | Jackson | | \$0 |
| - | Calhoun | | \$0 | - | Jasper | | \$0 |
| - | Camden | | \$0 | - | Jeff Davis | | \$0 |
| 27 | Candler | 2 | \$16,000 | - | Jefferson | | \$0 |
| 23 | Carroll | 2 | \$22,400 | - | Jenkins | | \$0 |
| 34 | Catoosa | 1 | \$3,250 | - | Johnson | | \$0 |
| - | Charlton | | \$0 | - | Jones | | \$0 |
| - | Chatham | | \$0 | - | Lamar | | \$0 |
| - | Chattahoochee | | \$0 | - | Lanier | | \$0 |
| - | Chattooga | | \$0 | 32 | Laurens | 1 | \$6,880 |
| 30 | Cherokee | 1 | \$8,000 | 7 | Lee | 379 | \$3,032,000 |
| - | Clarke | | \$0 | - | Liberty | | \$0 |
| - | Clay | | \$0 | - | Lincoln | | \$0 |
| - | Clayton | | \$0 | - | Long | | \$0 |
| 14 | Clinch | 42 | \$336,000 | 6 | Lowndes | 560 | \$4,480,000 |
| 28 | Cobb | 4 | \$12,000 | - | Lumpkin | | \$0 |
| - | Coffee | | \$0 | 12 | Macon | 77 | \$616,000 |
| 5 | Colquitt | 590 | \$6,136,000 | 33 | Madison | 1 | \$4,000 |
| - | Columbia | | \$0 | - | Marion | | \$0 |
| 16 | Cook | 11 | \$137,610 | - | McDuffie | | \$0 |
| - | Coweta | | \$0 | - | McIntosh | | \$0 |
| - | Crawford | | \$0 | - | Meriwether | | \$0 |
| - | Crisp | | \$0 | - | Miller | | \$0 |
| 30 | Dade | 1 | \$8,000 | - | Mitchell | | \$0 |
| - | Dawson | | \$0 | - | Monroe | | \$0 |
| 30 | Decatur | 1 | \$8,000 | - | Montgomery | | \$0 |
| - | Dekalb | | \$0 | - | Morgan | | \$0 |
| 3 | Dodge | 1,700 | \$7,650,000 | - | Murray | | \$0 |
| - | Dooly | | \$0 | - | Muscogee | | \$0 |
| - | Dougherty | | \$0 | 31 | Newton | 2 | \$7,150 |
| - | Douglas | | \$0 | - | Oconee | | \$0 |
| - | Early | | \$0 | - | Oglethorpe | | \$0 |
| 2 | Echols | 1,100 | \$10,890,000 | 24 | Paulding | 3 | \$21,000 |
| - | Effingham | | \$0 | - | Peach | | \$0 |
| 29 | Elbert | 5 | \$10,000 | - | Pickens | | \$0 |
| - | Emanuel | | \$0 | - | Pierce | | \$0 |
| - | Evans | | \$0 | - | Pike | | \$0 |
| - | Fannin | | \$0 | - | Polk | | \$0 |
| - | Fayette | | \$0 | - | Pulaski | | \$0 |
| - | Floyd | | \$0 | - | Putnam | | \$0 |
| 22 | Forsyth | 3 | \$24,000 | - | Quitman | | \$0 |
| - | Franklin | | \$0 | 26 | Rabun | 3 | \$18,000 |
| 21 | Fulton | 2 | \$30,400 | - | Randolph | | \$0 |

| Rank | County | Acres | Farm gate Value |
|------------------------------|------------|--------------|---------------------|
| - | Richmond | | \$0 |
| - | Rockdale | | \$0 |
| - | Schley | | \$0 |
| - | Screven | | \$0 |
| 35 | Seminole | | \$2,000 |
| - | Spalding | | \$0 |
| - | Stephens | | \$0 |
| - | Stewart | | \$0 |
| 11 | Sumter | 150 | \$1,200,000 |
| - | Talbot | | \$0 |
| - | Taliaferro | | \$0 |
| 8 | Tattnall | 316 | \$2,358,719 |
| - | Taylor | | \$0 |
| 4 | Telfair | 800 | \$6,400,000 |
| - | Terrell | | \$0 |
| - | Thomas | | \$0 |
| 9 | Tift | 90 | \$1,872,000 |
| 30 | Toombs | 2 | \$8,000 |
| - | Towns | | \$0 |
| - | Treutlen | | \$0 |
| 30 | Troup | 1 | \$8,000 |
| - | Turner | | \$0 |
| - | Twiggs | | \$0 |
| 19 | Union | 6 | \$48,000 |
| - | Upson | | \$0 |
| 30 | Walker | 2 | \$8,000 |
| - | Walton | | \$0 |
| - | Ware | | \$0 |
| - | Warren | | \$0 |
| - | Washington | | \$0 |
| 19 | Wayne | 6 | \$48,000 |
| - | Webster | | \$0 |
| 18 | Wheeler | 7 | \$56,000 |
| - | White | | \$0 |
| - | Whitfield | | \$0 |
| - | Wilcox | | \$0 |
| - | Wilkes | | \$0 |
| - | Wilkinson | | \$0 |
| 10 | Worth | 100 | \$1,728,000 |
| Totals & Avg. | | 7,868 | \$68,039,449 |
| Percent of Vegetables | | 5.09% | |

Top Ten Counties For Cucumbers



Top Ten Counties by Value - Cucumbers

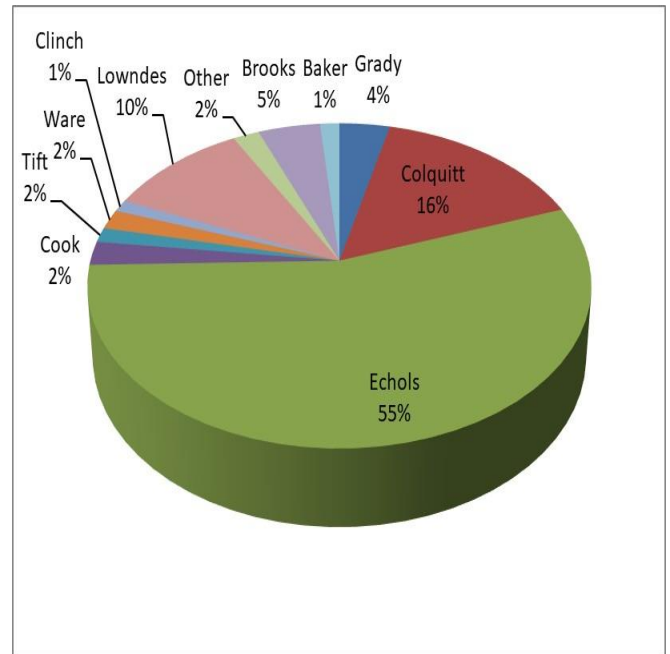
| County | Acres | Farm gate Value |
|----------|-------|-----------------|
| Brooks | 1,812 | \$20,149,440 |
| Echols | 1,100 | \$10,890,000 |
| Dodge | 1,700 | \$7,650,000 |
| Telfair | 800 | \$6,400,000 |
| Colquitt | 590 | \$6,136,000 |
| Lowndes | 560 | \$4,480,000 |
| Lee | 379 | \$3,032,000 |
| Tattnall | 316 | \$2,358,719 |
| Tift | 90 | \$1,872,000 |
| Worth | 100 | \$1,728,000 |

Eggplant Farm Gate Value 2021

| Rank | County | Acres | Farm gate Value | Rank | County | Acres | Farm gate Value |
|------|---------------|-------|-----------------|------|------------|-------|-----------------|
| - | Appling | | \$0 | - | Gilmer | | \$0 |
| - | Atkinson | | \$0 | - | Glascok | | \$0 |
| - | Bacon | | \$0 | - | Glynn | | \$0 |
| 9 | Baker | 22 | \$246,400 | - | Gordon | | \$0 |
| - | Baldwin | | \$0 | 5 | Grady | 92 | \$644,000 |
| - | Banks | | \$0 | - | Greene | | \$0 |
| - | Barrow | | \$0 | - | Gwinnett | | \$0 |
| - | Bartow | | \$0 | - | Habersham | | \$0 |
| - | Ben Hill | | \$0 | - | Hall | | \$0 |
| - | Berrien | | \$0 | - | Hancock | | \$0 |
| - | Bibb | | \$0 | - | Haralson | | \$0 |
| - | Bleckley | | \$0 | - | Harris | | \$0 |
| - | Brantley | | \$0 | - | Hart | | \$0 |
| 4 | Brooks | 71 | \$795,200 | - | Heard | | \$0 |
| - | Bryan | | \$0 | - | Henry | | \$0 |
| - | Bulloch | | \$0 | - | Houston | | \$0 |
| - | Burke | | \$0 | - | Irwin | | \$0 |
| - | Butts | | \$0 | - | Jackson | | \$0 |
| - | Calhoun | | \$0 | - | Jasper | | \$0 |
| - | Camden | | \$0 | - | Jeff Davis | | \$0 |
| - | Candler | | \$0 | - | Jefferson | | \$0 |
| - | Carroll | | \$0 | - | Jenkins | | \$0 |
| - | Catoosa | | \$0 | - | Johnson | | \$0 |
| - | Charlton | | \$0 | - | Jones | | \$0 |
| - | Chatham | | \$0 | - | Lamar | | \$0 |
| - | Chattahoochee | | \$0 | - | Lanier | | \$0 |
| - | Chattooga | | \$0 | - | Laurens | | \$0 |
| 16 | Cherokee | 1 | \$10,500 | - | Lee | | \$0 |
| - | Clarke | | \$0 | - | Liberty | | \$0 |
| - | Clay | | \$0 | - | Lincoln | | \$0 |
| - | Clayton | | \$0 | - | Long | | \$0 |
| 10 | Clinch | 18 | \$201,600 | 3 | Lowndes | 160 | \$1,792,000 |
| - | Cobb | | \$0 | - | Lumpkin | | \$0 |
| - | Coffee | | \$0 | 19 | Macon | | \$4,816 |
| 2 | Colquitt | 240 | \$2,700,000 | - | Madison | | \$0 |
| - | Columbia | | \$0 | - | Marion | | \$0 |
| 6 | Cook | 36 | \$403,200 | - | McDuffie | | \$0 |
| - | Coweta | | \$0 | - | McIntosh | | \$0 |
| - | Crawford | | \$0 | - | Meriwether | | \$0 |
| - | Crisp | | \$0 | - | Miller | | \$0 |
| - | Dade | | \$0 | 20 | Mitchell | | \$1,120 |
| - | Dawson | | \$0 | - | Monroe | | \$0 |
| - | Decatur | | \$0 | - | Montgomery | | \$0 |
| - | Dekalb | | \$0 | - | Morgan | | \$0 |
| - | Dodge | | \$0 | - | Murray | | \$0 |
| - | Dooly | | \$0 | - | Muscogee | | \$0 |
| - | Dougherty | | \$0 | - | Newton | | \$0 |
| - | Douglas | | \$0 | - | Oconee | | \$0 |
| - | Early | | \$0 | - | Oglethorpe | | \$0 |
| 1 | Echols | 900 | \$9,450,000 | 17 | Paulding | 1 | \$9,600 |
| - | Effingham | | \$0 | - | Peach | | \$0 |
| - | Elbert | | \$0 | - | Pickens | | \$0 |
| - | Emanuel | | \$0 | - | Pierce | | \$0 |
| - | Evans | | \$0 | - | Pike | | \$0 |
| - | Fannin | | \$0 | - | Polk | | \$0 |
| - | Fayette | | \$0 | - | Pulaski | | \$0 |
| - | Floyd | | \$0 | - | Putnam | | \$0 |
| 15 | Forsyth | 1 | \$11,200 | - | Quitman | | \$0 |
| - | Franklin | | \$0 | 11 | Rabun | 7 | \$112,000 |
| 13 | Fulton | 4 | \$44,800 | - | Randolph | | \$0 |

| Rank | County | Acres | Farm gate Value |
|------------------------------|------------|--------------|---------------------|
| - | Richmond | | \$0 |
| 18 | Rockdale | 1 | \$5,873 |
| - | Schley | | \$0 |
| - | Screven | | \$0 |
| - | Seminole | | \$0 |
| - | Spalding | | \$0 |
| - | Stephens | | \$0 |
| - | Stewart | | \$0 |
| - | Sumter | | \$0 |
| - | Talbot | | \$0 |
| - | Taliaferro | | \$0 |
| 13 | Tattnall | 2 | \$44,800 |
| - | Taylor | | \$0 |
| 12 | Telfair | 5 | \$56,000 |
| - | Terrell | | \$0 |
| - | Thomas | | \$0 |
| 8 | Tift | 21 | \$252,000 |
| - | Toombs | | \$0 |
| - | Towns | | \$0 |
| - | Treutlen | | \$0 |
| - | Troup | | \$0 |
| - | Turner | | \$0 |
| - | Twiggs | | \$0 |
| 14 | Union | 3 | \$33,600 |
| - | Upson | | \$0 |
| - | Walker | | \$0 |
| - | Walton | | \$0 |
| 7 | Ware | 30 | \$336,000 |
| - | Warren | | \$0 |
| - | Washington | | \$0 |
| - | Wayne | | \$0 |
| - | Webster | | \$0 |
| - | Wheeler | | \$0 |
| - | White | | \$0 |
| - | Whitfield | | \$0 |
| - | Wilcox | | \$0 |
| - | Wilkes | | \$0 |
| - | Wilkinson | | \$0 |
| - | Worth | | \$0 |
| Totals & Avg. | | 1,615 | \$17,154,709 |
| Percent of Vegetables | | 1.28% | |

Top Ten Counties For Eggplant



Top Ten Counties by Value - Eggplant

| County | Acres | Farm gate Value |
|----------|-------|-----------------|
| Echols | 900 | \$9,450,000 |
| Colquitt | 240 | \$2,700,000 |
| Lowndes | 160 | \$1,792,000 |
| Brooks | 71 | \$795,200 |
| Grady | 92 | \$644,000 |
| Cook | 36 | \$403,200 |
| Ware | 30 | \$336,000 |
| Tift | 21 | \$252,000 |
| Baker | 22 | \$246,400 |
| Clinch | 18 | \$201,600 |

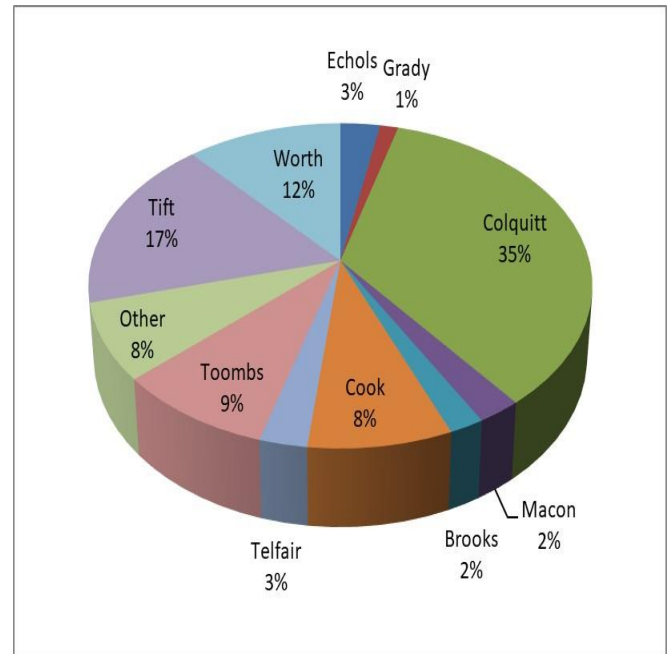
Greens Farm Gate Value 2021

| Rank | County | Acres | Farm gate Value | Rank | County | Acres | Farm gate Value |
|------|---------------|-------|-----------------|------|------------|-------|-----------------|
| 15 | Appling | 40 | \$287,500 | 39 | Gilmer | 20 | \$22,000 |
| - | Atkinson | | \$0 | - | Glascok | | \$0 |
| - | Bacon | | \$0 | - | Glynn | | \$0 |
| 21 | Baker | 29 | \$162,350 | 46 | Gordon | 1 | \$7,150 |
| - | Baldwin | | \$0 | 10 | Grady | 326 | \$749,250 |
| - | Banks | | \$0 | - | Greene | | \$0 |
| - | Barrow | | \$0 | - | Gwinnett | | \$0 |
| - | Bartow | | \$0 | 13 | Habersham | 87 | \$391,970 |
| - | Ben Hill | | \$0 | 25 | Hall | 14 | \$84,250 |
| - | Berrien | | \$0 | - | Hancock | | \$0 |
| - | Bibb | | \$0 | - | Haralson | | \$0 |
| - | Bleckley | | \$0 | 40 | Harris | 2 | \$19,500 |
| - | Brantley | | \$0 | - | Hart | | \$0 |
| 9 | Brooks | 185 | \$1,080,900 | - | Heard | | \$0 |
| - | Bryan | | \$0 | - | Henry | | \$0 |
| - | Bulloch | | \$0 | - | Houston | | \$0 |
| 18 | Burke | 33 | \$200,840 | 20 | Irwin | 25 | \$195,000 |
| - | Butts | | \$0 | - | Jackson | | \$0 |
| - | Calhoun | | \$0 | - | Jasper | | \$0 |
| - | Camden | | \$0 | - | Jeff Davis | | \$0 |
| - | Candler | | \$0 | - | Jefferson | | \$0 |
| 33 | Carroll | 7 | \$47,610 | 29 | Jenkins | 15 | \$66,000 |
| 48 | Catoosa | 3 | \$4,050 | - | Johnson | | \$0 |
| - | Charlton | | \$0 | - | Jones | | \$0 |
| - | Chatham | | \$0 | - | Lamar | | \$0 |
| - | Chattahoochee | | \$0 | - | Lanier | | \$0 |
| 35 | Chattooga | 6 | \$39,000 | - | Laurens | | \$0 |
| 28 | Cherokee | 3 | \$68,000 | 49 | Lee | | \$3,413 |
| - | Clarke | | \$0 | - | Liberty | | \$0 |
| - | Clay | | \$0 | - | Lincoln | | \$0 |
| - | Clayton | | \$0 | 23 | Long | 16 | \$101,200 |
| - | Clinch | | \$0 | - | Lowndes | | \$0 |
| - | Cobb | | \$0 | - | Lumpkin | | \$0 |
| - | Coffee | | \$0 | 8 | Macon | 175 | \$1,365,000 |
| 1 | Colquitt | 2,888 | \$19,516,000 | 41 | Madison | 4 | \$19,300 |
| - | Columbia | | \$0 | - | Marion | | \$0 |
| 5 | Cook | 1,016 | \$4,470,835 | - | McDuffie | | \$0 |
| - | Coweta | | \$0 | - | McIntosh | | \$0 |
| - | Crawford | | \$0 | - | Meriwether | | \$0 |
| 32 | Crisp | 8 | \$52,000 | - | Miller | | \$0 |
| 43 | Dade | 4 | \$18,000 | - | Mitchell | | \$0 |
| - | Dawson | | \$0 | - | Monroe | | \$0 |
| 26 | Decatur | 12 | \$78,000 | - | Montgomery | | \$0 |
| - | Dekalb | | \$0 | - | Morgan | | \$0 |
| - | Dodge | | \$0 | - | Murray | | \$0 |
| 17 | Dooly | 30 | \$208,000 | - | Muscogee | | \$0 |
| - | Dougherty | | \$0 | 47 | Newton | 1 | \$6,500 |
| - | Douglas | | \$0 | - | Oconee | | \$0 |
| - | Early | | \$0 | - | Oglethorpe | | \$0 |
| 6 | Echols | 375 | \$1,646,250 | 22 | Paulding | 28 | \$126,000 |
| - | Effingham | | \$0 | - | Peach | | \$0 |
| 42 | Elbert | 15 | \$19,250 | - | Pickens | | \$0 |
| - | Emanuel | | \$0 | - | Pierce | | \$0 |
| - | Evans | | \$0 | - | Pike | | \$0 |
| 38 | Fannin | 14 | \$25,200 | 16 | Polk | 47 | \$218,728 |
| 31 | Fayette | 8 | \$55,250 | - | Pulaski | | \$0 |
| - | Floyd | | \$0 | - | Putnam | | \$0 |
| 37 | Forsyth | 5 | \$25,500 | - | Quitman | | \$0 |
| - | Franklin | | \$0 | - | Rabun | | \$0 |
| 30 | Fulton | 8 | \$61,300 | - | Randolph | | \$0 |

| Rank | County | Acres | Farm gate Value |
|------------------------------|------------|--------------|---------------------|
| - | Richmond | | \$0 |
| 36 | Rockdale | 4 | \$27,530 |
| - | Schley | | \$0 |
| - | Screven | | \$0 |
| - | Seminole | | \$0 |
| 45 | Spalding | 1 | \$8,750 |
| - | Stephens | | \$0 |
| - | Stewart | | \$0 |
| - | Sumter | | \$0 |
| 11 | Talbot | 70 | \$423,000 |
| - | Taliaferro | | \$0 |
| 19 | Tattnall | 49 | \$197,425 |
| - | Taylor | | \$0 |
| 7 | Telfair | 246 | \$1,478,000 |
| - | Terrell | | \$0 |
| - | Thomas | | \$0 |
| 2 | Tift | 908 | \$9,755,000 |
| 4 | Toombs | 730 | \$4,925,000 |
| - | Towns | | \$0 |
| - | Treutlen | | \$0 |
| 44 | Troup | 2 | \$16,250 |
| - | Turner | | \$0 |
| - | Twiggs | | \$0 |
| 12 | Union | 69 | \$420,330 |
| - | Upson | | \$0 |
| - | Walker | | \$0 |
| - | Walton | | \$0 |
| - | Ware | | \$0 |
| 27 | Warren | 16 | \$70,400 |
| - | Washington | | \$0 |
| 14 | Wayne | 48 | \$299,500 |
| 34 | Webster | 6 | \$46,800 |
| 24 | Wheeler | 16 | \$96,500 |
| - | White | | \$0 |
| - | Whitfield | | \$0 |
| - | Wilcox | | \$0 |
| - | Wilkes | | \$0 |
| - | Wilkinson | | \$0 |
| 3 | Worth | 620 | \$6,442,000 |
| Totals & Avg. | | 8,235 | \$55,647,581 |
| Percent of Vegetables | | 4.16% | |

Top Ten Counties

For Greens



Top Ten Counties by Value - Greens

| County | Acres | Farm gate Value |
|----------|-------|-----------------|
| Colquitt | 2,888 | \$19,516,000 |
| Tift | 908 | \$9,755,000 |
| Worth | 620 | \$6,442,000 |
| Toombs | 730 | \$4,925,000 |
| Cook | 1,016 | \$4,470,835 |
| Echols | 375 | \$1,646,250 |
| Telfair | 246 | \$1,478,000 |
| Macon | 175 | \$1,365,000 |
| Brooks | 185 | \$1,080,900 |
| Grady | 326 | \$749,250 |

Okra Farm Gate Value 2021

| Rank | County | Acres | Farm gate | Rank | County | Acres | Farm gate |
|------|---------------|-------|-----------|------|------------|-------|-----------|
| - | Appling | | \$0 | 10 | Gilmer | 6 | \$28,800 |
| - | Atkinson | | \$0 | 19 | Glascock | 2 | \$12,600 |
| - | Bacon | | \$0 | - | Glynn | | \$0 |
| 8 | Baker | 25 | \$36,000 | 9 | Gordon | 2 | \$30,000 |
| - | Baldwin | | \$0 | 15 | Grady | 4 | \$19,200 |
| - | Banks | | \$0 | - | Greene | | \$0 |
| - | Barrow | | \$0 | - | Gwinnett | | \$0 |
| - | Bartow | | \$0 | 3 | Habersham | 8 | \$80,000 |
| - | Ben Hill | | \$0 | 6 | Hall | 7 | \$42,000 |
| - | Berrien | | \$0 | - | Hancock | | \$0 |
| - | Bibb | | \$0 | - | Haralson | | \$0 |
| - | Bleckley | | \$0 | 21 | Harris | 2 | \$11,250 |
| - | Brantley | | \$0 | - | Hart | | \$0 |
| - | Brooks | | \$0 | - | Heard | | \$0 |
| - | Bryan | | \$0 | - | Henry | | \$0 |
| - | Bulloch | | \$0 | - | Houston | | \$0 |
| - | Burke | | \$0 | - | Irwin | | \$0 |
| - | Butts | | \$0 | - | Jackson | | \$0 |
| - | Calhoun | | \$0 | - | Jasper | | \$0 |
| - | Camden | | \$0 | - | Jeff Davis | | \$0 |
| 26 | Candler | 1 | \$6,000 | - | Jefferson | | \$0 |
| 12 | Carroll | 4 | \$24,000 | - | Jenkins | | \$0 |
| 30 | Catoosa | 2 | \$1,350 | - | Johnson | | \$0 |
| - | Charlton | | \$0 | - | Jones | | \$0 |
| - | Chatham | | \$0 | - | Lamar | | \$0 |
| - | Chattahoochee | | \$0 | - | Lanier | | \$0 |
| 9 | Chattooga | 5 | \$30,000 | 11 | Laurens | 5 | \$27,960 |
| 2 | Cherokee | 2 | \$96,000 | 20 | Lee | 2 | \$12,000 |
| - | Clarke | | \$0 | - | Liberty | | \$0 |
| - | Clay | | \$0 | - | Lincoln | | \$0 |
| - | Clayton | | \$0 | - | Long | | \$0 |
| - | Clinch | | \$0 | - | Lowndes | | \$0 |
| - | Cobb | | \$0 | - | Lumpkin | | \$0 |
| - | Coffee | | \$0 | 20 | Macon | 2 | \$12,000 |
| - | Colquitt | | \$0 | 28 | Madison | 1 | \$3,000 |
| - | Columbia | | \$0 | - | Marion | | \$0 |
| - | Cook | | \$0 | - | McDuffie | | \$0 |
| - | Coweta | | \$0 | - | McIntosh | | \$0 |
| - | Crawford | | \$0 | - | Meriwether | | \$0 |
| - | Crisp | | \$0 | - | Miller | | \$0 |
| 20 | Dade | 2 | \$12,000 | 29 | Mitchell | | \$1,500 |
| - | Dawson | | \$0 | - | Monroe | | \$0 |
| 20 | Decatur | 2 | \$12,000 | - | Montgomery | | \$0 |
| - | Dekalb | | \$0 | - | Morgan | | \$0 |
| 13 | Dodge | 6 | \$20,625 | - | Murray | | \$0 |
| - | Dooley | | \$0 | - | Muscogee | | \$0 |
| - | Dougherty | | \$0 | - | Newton | | \$0 |
| - | Douglas | | \$0 | - | Oconee | | \$0 |
| - | Early | | \$0 | - | Oglethorpe | | \$0 |
| - | Echols | | \$0 | 27 | Paulding | 1 | \$4,800 |
| - | Effingham | | \$0 | - | Peach | | \$0 |
| 7 | Elbert | 22 | \$39,600 | - | Pickens | | \$0 |
| - | Emanuel | | \$0 | - | Pierce | | \$0 |
| - | Evans | | \$0 | - | Pike | | \$0 |
| - | Fannin | | \$0 | 14 | Polk | 8 | \$20,000 |
| - | Fayette | | \$0 | - | Pulaski | | \$0 |
| - | Floyd | | \$0 | - | Putnam | | \$0 |
| - | Forsyth | | \$0 | - | Quitman | | \$0 |
| - | Franklin | | \$0 | - | Rabun | | \$0 |
| 25 | Fulton | 1 | \$6,500 | - | Randolph | | \$0 |

| Rank | County | Acres | Farm gate |
|--------------------------|------------|------------|------------------|
| - | Richmond | | \$0 |
| 5 | Rockdale | 2 | \$54,300 |
| - | Schley | | \$0 |
| - | Screven | | \$0 |
| 17 | Seminole | 3 | \$16,200 |
| - | Spalding | | \$0 |
| - | Stephens | | \$0 |
| - | Stewart | | \$0 |
| - | Sumter | | \$0 |
| - | Talbot | | \$0 |
| - | Taliaferro | | \$0 |
| - | Tattnall | | \$0 |
| - | Taylor | | \$0 |
| 16 | Telfair | 3 | \$18,000 |
| 23 | Terrell | 1 | \$8,050 |
| - | Thomas | | \$0 |
| - | Tift | | \$0 |
| - | Toombs | | \$0 |
| - | Towns | | \$0 |
| - | Treutlen | | \$0 |
| 24 | Troup | 1 | \$7,500 |
| - | Turner | | \$0 |
| - | Twiggs | | \$0 |
| 16 | Union | 3 | \$18,000 |
| - | Upson | | \$0 |
| 22 | Walker | 3 | \$10,800 |
| - | Walton | | \$0 |
| - | Ware | | \$0 |
| 20 | Warren | 4 | \$12,000 |
| - | Washington | | \$0 |
| 1 | Wayne | 25 | \$150,000 |
| - | Webster | | \$0 |
| 4 | Wheeler | 12 | \$72,000 |
| - | White | | \$0 |
| - | Whitfield | | \$0 |
| - | Wilcox | | \$0 |
| - | Wilkes | | \$0 |
| - | Wilkinson | | \$0 |
| 18 | Worth | 3 | \$15,000 |
| Totals & Avg. | | 182 | \$971,035 |

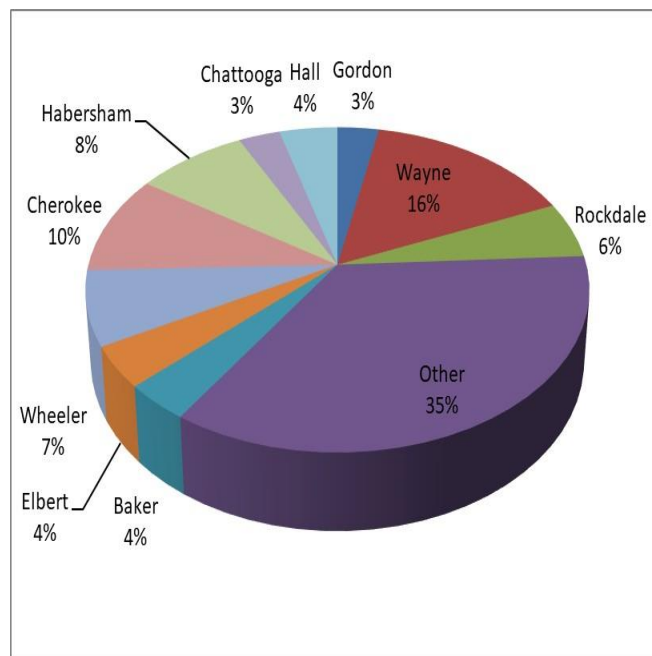
Percent of Vegetables 0.07%

Top Ten Counties by Value - Okra

| County | Acres | Farm gate Value |
|-----------|-------|-----------------|
| Wayne | 25 | \$150,000 |
| Cherokee | 2 | \$96,000 |
| Habersham | 8 | \$80,000 |
| Wheeler | 12 | \$72,000 |
| Rockdale | 2 | \$54,300 |
| Hall | 7 | \$42,000 |
| Elbert | 22 | \$39,600 |
| Baker | 25 | \$36,000 |
| Chattooga | 5 | \$30,000 |
| Gordon | 2 | \$30,000 |

Top Ten Counties

For Okra



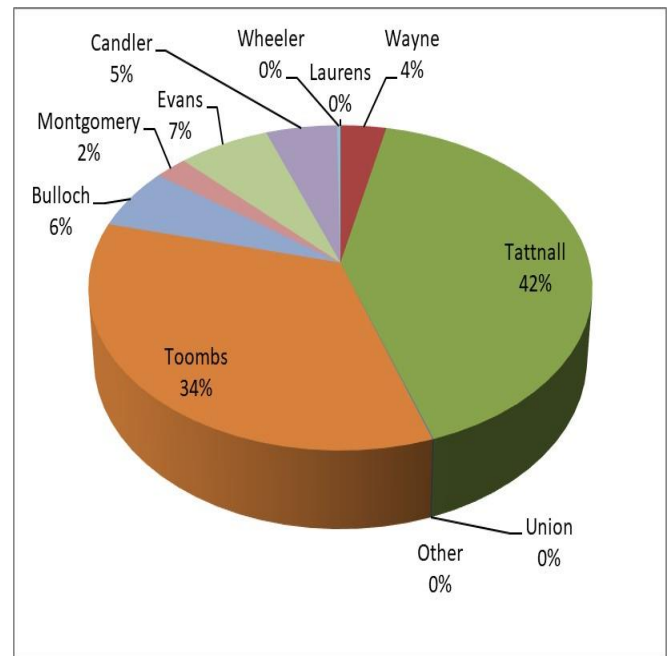
Onions Farm Gate Value 2021

| Rank | County | Acres | Farm gate Value | Rank | County | Acres | Farm gate Value |
|------|---------------|-------|-----------------|------|------------|-------|-----------------|
| - | Appling | | \$0 | - | Gilmer | | \$0 |
| - | Atkinson | | \$0 | - | Glascok | | \$0 |
| - | Bacon | | \$0 | - | Glynn | | \$0 |
| - | Baker | | \$0 | - | Gordon | | \$0 |
| - | Baldwin | | \$0 | - | Grady | | \$0 |
| - | Banks | | \$0 | - | Greene | | \$0 |
| - | Barrow | | \$0 | - | Gwinnett | | \$0 |
| - | Bartow | | \$0 | - | Habersham | | \$0 |
| - | Ben Hill | | \$0 | 11 | Hall | 1 | \$14,400 |
| - | Berrien | | \$0 | - | Hancock | | \$0 |
| - | Bibb | | \$0 | - | Haralson | | \$0 |
| - | Bleckley | | \$0 | - | Harris | | \$0 |
| - | Brantley | | \$0 | - | Hart | | \$0 |
| - | Brooks | | \$0 | - | Heard | | \$0 |
| - | Bryan | | \$0 | - | Henry | | \$0 |
| 4 | Bulloch | 726 | \$10,454,400 | - | Houston | | \$0 |
| - | Burke | | \$0 | - | Irwin | | \$0 |
| - | Butts | | \$0 | - | Jackson | | \$0 |
| - | Calhoun | | \$0 | - | Jasper | | \$0 |
| - | Camden | | \$0 | - | Jeff Davis | | \$0 |
| 5 | Candler | 450 | \$8,910,000 | - | Jefferson | | \$0 |
| - | Carroll | | \$0 | - | Jenkins | | \$0 |
| - | Catoosa | | \$0 | - | Johnson | | \$0 |
| - | Charlton | | \$0 | - | Jones | | \$0 |
| - | Chatham | | \$0 | - | Lamar | | \$0 |
| - | Chattahoochee | | \$0 | - | Lanier | | \$0 |
| - | Chattooga | | \$0 | 10 | Laurens | 2 | \$28,800 |
| - | Cherokee | | \$0 | 12 | Lee | | \$1,046 |
| - | Clarke | | \$0 | - | Liberty | | \$0 |
| - | Clay | | \$0 | - | Lincoln | | \$0 |
| - | Clayton | | \$0 | - | Long | | \$0 |
| - | Clinch | | \$0 | - | Lowndes | | \$0 |
| - | Cobb | | \$0 | - | Lumpkin | | \$0 |
| - | Coffee | | \$0 | - | Macon | | \$0 |
| - | Colquitt | | \$0 | - | Madison | | \$0 |
| - | Columbia | | \$0 | - | Marion | | \$0 |
| - | Cook | | \$0 | - | McDuffie | | \$0 |
| - | Coweta | | \$0 | - | McIntosh | | \$0 |
| - | Crawford | | \$0 | - | Meriwether | | \$0 |
| - | Crisp | | \$0 | - | Miller | | \$0 |
| 11 | Dade | 1 | \$14,400 | - | Mitchell | | \$0 |
| - | Dawson | | \$0 | - | Monroe | | \$0 |
| - | Decatur | | \$0 | 7 | Montgomery | 277 | \$3,988,800 |
| - | Dekalb | | \$0 | - | Morgan | | \$0 |
| - | Dodge | | \$0 | - | Murray | | \$0 |
| - | Dooly | | \$0 | - | Muscogee | | \$0 |
| - | Dougherty | | \$0 | - | Newton | | \$0 |
| - | Douglas | | \$0 | - | Oconee | | \$0 |
| - | Early | | \$0 | - | Oglethorpe | | \$0 |
| - | Echols | | \$0 | - | Paulding | | \$0 |
| - | Effingham | | \$0 | - | Peach | | \$0 |
| - | Elbert | | \$0 | - | Pickens | | \$0 |
| - | Emanuel | | \$0 | - | Pierce | | \$0 |
| 3 | Evans | 576 | \$11,404,800 | - | Pike | | \$0 |
| - | Fannin | | \$0 | - | Polk | | \$0 |
| - | Fayette | | \$0 | - | Pulaski | | \$0 |
| - | Floyd | | \$0 | - | Putnam | | \$0 |
| - | Forsyth | | \$0 | - | Quitman | | \$0 |
| - | Franklin | | \$0 | - | Rabun | | \$0 |
| - | Fulton | | \$0 | - | Randolph | | \$0 |

| Rank | County | Acres | Farm gate Value |
|------------------------------|------------|---------------|----------------------|
| - | Richmond | | \$0 |
| 13 | Rockdale | 1 | \$150 |
| - | Schley | | \$0 |
| - | Screven | | \$0 |
| - | Seminole | | \$0 |
| - | Spalding | | \$0 |
| - | Stephens | | \$0 |
| - | Stewart | | \$0 |
| - | Sumter | | \$0 |
| - | Talbot | | \$0 |
| - | Taliaferro | | \$0 |
| 1 | Tattall | 4,833 | \$69,595,200 |
| - | Taylor | | \$0 |
| 11 | Telfair | 1 | \$14,400 |
| - | Terrell | | \$0 |
| - | Thomas | | \$0 |
| - | Tift | | \$0 |
| 2 | Toombs | 3,987 | \$57,412,800 |
| - | Towns | | \$0 |
| - | Treutlen | | \$0 |
| 11 | Troup | 1 | \$14,400 |
| - | Turner | | \$0 |
| - | Twiggs | | \$0 |
| 9 | Union | 3 | \$43,200 |
| - | Upson | | \$0 |
| - | Walker | | \$0 |
| - | Walton | | \$0 |
| - | Ware | | \$0 |
| - | Warren | | \$0 |
| - | Washington | | \$0 |
| 6 | Wayne | 396 | \$5,702,400 |
| - | Webster | | \$0 |
| 8 | Wheeler | 30 | \$432,000 |
| - | White | | \$0 |
| - | Whitfield | | \$0 |
| - | Wilcox | | \$0 |
| - | Wilkes | | \$0 |
| - | Wilkinson | | \$0 |
| - | Worth | | \$0 |
| Totals & Avg. | | 11,285 | \$168,031,196 |
| Percent of Vegetables | | 12.56% | |

Top Ten Counties

For Onions



Top Ten Counties by Value - Onions

| County | Acres | Farm gate Value |
|------------|-------|-----------------|
| Tattall | 4,833 | \$69,595,200 |
| Toombs | 3,987 | \$57,412,800 |
| Evans | 576 | \$11,404,800 |
| Bulloch | 726 | \$10,454,400 |
| Candler | 450 | \$8,910,000 |
| Wayne | 396 | \$5,702,400 |
| Montgomery | 277 | \$3,988,800 |
| Wheeler | 30 | \$432,000 |
| Union | 3 | \$43,200 |
| Laurens | 2 | \$28,800 |

Other Peppers (banana, hot & specialty peppers) Farm Gate Value 2021

| Ran County | Acre | Farm gate | Ran County | Acre | Farm gate | Ran County | Acre | Farm gate |
|-----------------|------|-------------|--------------|------|-------------|------------------------------|-------------|--------------------|
| - Appling | | \$0 | 22 Fannin | 2 | \$1,260 | - Oglethorpe | | \$0 |
| - Atkinson | | \$0 | - Fayette | | \$0 | 15 Paulding | 2 | \$36,000 |
| - Bacon | | \$0 | - Floyd | | \$0 | - Peach | | \$0 |
| - Baker | | \$0 | 14 Forsyth | 3 | \$64,800 | - Pickens | | \$0 |
| - Baldwin | | \$0 | - Franklin | | \$0 | - Pierce | | \$0 |
| - Banks | | \$0 | 16 Fulton | 1 | \$23,400 | - Pike | | \$0 |
| - Barrow | | \$0 | 12 Gilmer | 5 | \$108,000 | - Polk | | \$0 |
| - Bartow | | \$0 | - Glascock | | \$0 | - Pulaski | | \$0 |
| - Ben Hill | | \$0 | - Glynn | | \$0 | - Putnam | | \$0 |
| - Berrien | | \$0 | 17 Gordon | 1 | \$21,600 | - Quitman | | \$0 |
| - Bibb | | \$0 | 3 Grady | 178 | \$2,883,600 | 8 Rabun | 25 | \$540,000 |
| - Bleckley | | \$0 | - Greene | | \$0 | - Randolph | | \$0 |
| - Brantley | | \$0 | - Gwinnett | | \$0 | - Richmond | | \$0 |
| 7 Brooks | 34 | \$734,400 | - Habersham | | \$0 | - Rockdale | | \$0 |
| - Bryan | | \$0 | 13 Hall | 4 | \$86,400 | - Schley | | \$0 |
| - Bulloch | | \$0 | - Hancock | | \$0 | - Screven | | \$0 |
| 17 Burke | 1 | \$21,600 | - Haralson | | \$0 | 15 Seminole | 2 | \$36,000 |
| - Butts | | \$0 | - Harris | | \$0 | - Spalding | | \$0 |
| - Calhoun | | \$0 | - Hart | | \$0 | - Stephens | | \$0 |
| - Camden | | \$0 | - Heard | | \$0 | - Stewart | | \$0 |
| - Candler | | \$0 | - Henry | | \$0 | - Sumter | | \$0 |
| 17 Carroll | 1 | \$21,600 | - Houston | | \$0 | - Talbot | | \$0 |
| - Catoosa | | \$0 | - Irwin | | \$0 | - Taliaferro | | \$0 |
| - Charlton | | \$0 | - Jackson | | \$0 | - Tattnall | | \$0 |
| - Chatham | | \$0 | - Jasper | | \$0 | - Taylor | | \$0 |
| - Chattahoochee | | \$0 | - Jeff Davis | | \$0 | 11 Telfair | 9 | \$194,400 |
| - Chattooga | | \$0 | - Jefferson | | \$0 | - Terrell | | \$0 |
| - Cherokee | | \$0 | - Jenkins | | \$0 | - Thomas | | \$0 |
| - Clarke | | \$0 | - Johnson | | \$0 | 4 Tift | 135 | \$2,460,000 |
| - Clay | | \$0 | - Jones | | \$0 | - Toombs | | \$0 |
| - Clayton | | \$0 | - Lamar | | \$0 | - Towns | | \$0 |
| 10 Clinch | 13 | \$270,000 | - Lanier | | \$0 | - Treutlen | | \$0 |
| - Cobb | | \$0 | 20 Laurens | | \$6,480 | 17 Troup | 1 | \$21,600 |
| - Coffee | | \$0 | - Lee | | \$0 | - Turner | | \$0 |
| 1 Colquitt | 220 | \$4,554,000 | - Liberty | | \$0 | - Twiggs | | \$0 |
| - Columbia | | \$0 | - Lincoln | | \$0 | - Union | | \$0 |
| 14 Cook | 3 | \$64,800 | - Long | | \$0 | - Upson | | \$0 |
| - Coweta | | \$0 | 2 Lowndes | 170 | \$3,672,000 | - Walker | | \$0 |
| - Crawford | | \$0 | - Lumpkin | | \$0 | - Walton | | \$0 |
| - Crisp | | \$0 | 19 Macon | | \$8,640 | - Ware | | \$0 |
| - Dade | | \$0 | 18 Madison | 1 | \$10,800 | - Warren | | \$0 |
| - Dawson | | \$0 | - Marion | | \$0 | - Washington | | \$0 |
| - Decatur | | \$0 | - McDuffie | | \$0 | - Wayne | | \$0 |
| - Dekalb | | \$0 | - McIntosh | | \$0 | - Webster | | \$0 |
| - Dodge | | \$0 | - Meriwether | | \$0 | 9 Wheeler | 14 | \$302,400 |
| - Dooly | | \$0 | - Miller | | \$0 | - White | | \$0 |
| - Dougherty | | \$0 | 21 Mitchell | | \$5,400 | - Whitfield | | \$0 |
| - Douglas | | \$0 | - Monroe | | \$0 | - Wilcox | | \$0 |
| - Early | | \$0 | - Montgomery | | \$0 | - Wilkes | | \$0 |
| 5 Echols | 100 | \$2,080,000 | - Morgan | | \$0 | - Wilkinson | | \$0 |
| - Effingham | | \$0 | - Murray | | \$0 | 6 Worth | 90 | \$1,564,000 |
| - Elbert | | \$0 | - Muscogee | | \$0 | Totals & Avg. | 1,01 | \$19,793,18 |
| - Emanuel | | \$0 | - Newton | | \$0 | Percent of Vegetables | | |
| - Evans | | \$0 | - Oconee | | \$0 | 1.48% | | |

Other Vegetables Farm Gate Value 2021

| Rank | County | Farm gate | Rank | County | Farm gate | Rank | County | Farm gate |
|------|---------------|--------------|------|------------|-------------|--|------------|--------------|
| 24 | Appling | \$1,014,000 | 58 | Fannin | \$48,150 | 44 | Oglethorpe | \$150,000 |
| - | Atkinson | \$0 | 62 | Fayette | \$40,830 | 69 | Paulding | \$22,420 |
| - | Bacon | \$0 | 12 | Floyd | \$3,600,000 | - | Peach | \$0 |
| 60 | Baker | \$42,900 | 77 | Forsyth | \$14,400 | 86 | Pickens | \$420 |
| - | Baldwin | \$0 | 71 | Franklin | \$20,000 | - | Pierce | \$0 |
| 40 | Banks | \$204,000 | 33 | Fulton | \$393,020 | 41 | Pike | \$200,000 |
| 34 | Barrow | \$374,000 | 31 | Gilmer | \$691,102 | 64 | Polk | \$30,600 |
| 8 | Bartow | \$4,673,000 | - | Glascocock | \$0 | 51 | Pulaski | \$100,000 |
| - | Ben Hill | \$0 | - | Glynn | \$0 | - | Putnam | \$0 |
| - | Berrien | \$0 | 50 | Gordon | \$104,340 | - | Quitman | \$0 |
| - | Bibb | \$0 | 35 | Grady | \$343,320 | 37 | Rabun | \$279,000 |
| - | Bleckley | \$0 | - | Greene | \$0 | 48 | Randolph | \$135,000 |
| 87 | Brantley | \$63 | - | Gwinnett | \$0 | 46 | Richmond | \$144,000 |
| 13 | Brooks | \$2,806,089 | 5 | Habersham | \$8,907,105 | 56 | Rockdale | \$62,600 |
| - | Bryan | \$0 | 17 | Hall | \$1,675,936 | - | Schley | \$0 |
| 15 | Bulloch | \$1,938,988 | - | Hancock | \$0 | 20 | Screven | \$1,188,750 |
| 65 | Burke | \$30,000 | - | Haralson | \$0 | 10 | Seminole | \$3,706,216 |
| - | Butts | \$0 | 25 | Harris | \$1,005,000 | 68 | Spalding | \$24,000 |
| - | Calhoun | \$0 | - | Hart | \$0 | 38 | Stephens | \$250,000 |
| - | Camden | \$0 | - | Heard | \$0 | - | Stewart | \$0 |
| - | Candler | \$0 | - | Henry | \$0 | 70 | Sumter | \$20,813 |
| 39 | Carroll | \$242,888 | - | Houston | \$0 | 45 | Talbot | \$146,400 |
| 79 | Catoosa | \$8,400 | - | Irwin | \$0 | - | Taliaferro | \$0 |
| - | Charlton | \$0 | - | Jackson | \$0 | 7 | Tattnall | \$5,156,129 |
| - | Chatham | \$0 | 61 | Jasper | \$42,000 | - | Taylor | \$0 |
| - | Chattahoochee | \$0 | 74 | Jeff Davis | \$16,650 | 4 | Telfair | \$11,796,305 |
| - | Chattooga | \$0 | - | Jefferson | \$0 | 55 | Terrell | \$67,200 |
| 28 | Cherokee | \$850,000 | - | Jenkins | \$0 | 29 | Thomas | \$765,000 |
| 32 | Clarke | \$580,000 | 83 | Johnson | \$2,550 | 3 | Tift | \$35,147,000 |
| - | Clay | \$0 | - | Jones | \$0 | 9 | Toombs | \$4,005,000 |
| - | Clayton | \$0 | - | Lamar | \$0 | 63 | Towns | \$40,000 |
| - | Clinch | \$0 | - | Lanier | \$0 | - | Treutlen | \$0 |
| 52 | Cobb | \$76,000 | 30 | Laurens | \$699,300 | 66 | Troup | \$27,250 |
| - | Coffee | \$0 | 85 | Lee | \$500 | 11 | Turner | \$3,702,078 |
| 1 | Colquitt | \$59,159,400 | - | Liberty | \$0 | 59 | Twiggs | \$45,000 |
| 18 | Columbia | \$1,262,000 | 80 | Lincoln | \$6,800 | 16 | Union | \$1,936,553 |
| - | Cook | \$0 | - | Long | \$0 | - | Upson | \$0 |
| 43 | Coweta | \$180,001 | 23 | Lowndes | \$1,019,000 | 75 | Walker | \$15,960 |
| - | Crawford | \$0 | 57 | Lumpkin | \$60,000 | - | Walton | \$0 |
| 81 | Crisp | \$5,000 | - | Macon | \$0 | - | Ware | \$0 |
| 73 | Dade | \$17,485 | 21 | Madison | \$1,125,000 | 42 | Warren | \$194,040 |
| 22 | Dawson | \$1,120,000 | 82 | Marion | \$4,896 | - | Washington | \$0 |
| 27 | Decatur | \$879,607 | - | McDuffie | \$0 | 54 | Wayne | \$73,333 |
| - | Dekalb | \$0 | - | McIntosh | \$0 | 47 | Webster | \$137,631 |
| - | Dodge | \$0 | - | Meriwether | \$0 | 6 | Wheeler | \$5,536,605 |
| 76 | Dooley | \$15,120 | - | Miller | \$0 | 59 | White | \$45,000 |
| - | Dougherty | \$0 | 84 | Mitchell | \$2,500 | - | Whitfield | \$0 |
| 67 | Douglas | \$27,000 | - | Monroe | \$0 | - | Wilcox | \$0 |
| 53 | Early | \$74,625 | - | Montgomery | \$0 | - | Wilkes | \$0 |
| 2 | Echols | \$47,200,000 | 49 | Morgan | \$132,655 | - | Wilkinson | \$0 |
| - | Effingham | \$0 | - | Murray | \$0 | 19 | Worth | \$1,250,000 |
| 72 | Elbert | \$19,100 | 81 | Muscogee | \$5,000 | Totals & Avg. \$222,567,162 | | |
| 14 | Emanuel | \$2,220,000 | 36 | Newton | \$297,550 | Percent of Vegetables | | |
| 26 | Evans | \$879,795 | 78 | Oconee | \$9,795 | 16.63% | | |

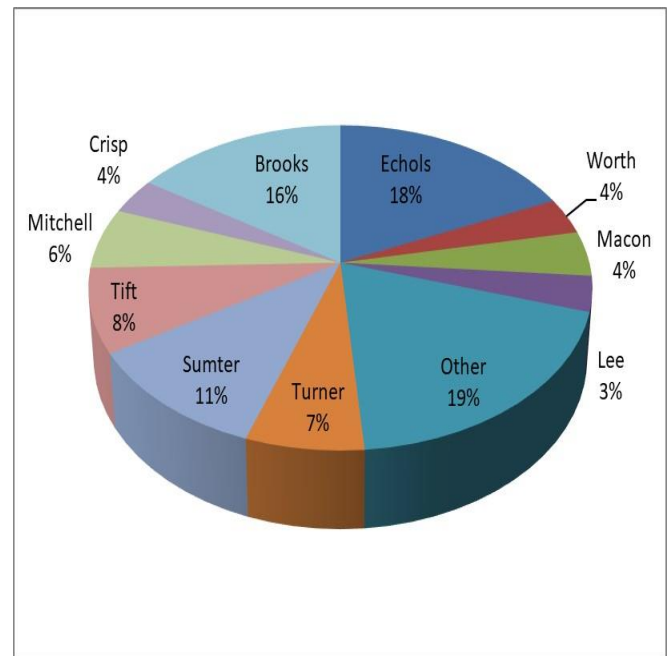
Snap Beans Farm Gate Value 2021

| Rank | County | Acres | Farm gate Value | Rank | County | Acres | Farm gate Value |
|------|---------------|-------|-----------------|------|------------|-------|-----------------|
| - | Appling | | \$0 | - | Gilmer | | \$0 |
| - | Atkinson | | \$0 | - | Glascocock | | \$0 |
| - | Bacon | | \$0 | - | Glynn | | \$0 |
| 31 | Baker | 5 | \$2,250 | 30 | Gordon | 1 | \$2,400 |
| - | Baldwin | | \$0 | - | Grady | | \$0 |
| - | Banks | | \$0 | - | Greene | | \$0 |
| - | Barrow | | \$0 | - | Gwinnett | | \$0 |
| - | Bartow | | \$0 | - | Habersham | | \$0 |
| - | Ben Hill | | \$0 | 22 | Hall | 15 | \$36,000 |
| 14 | Berrien | 157 | \$377,616 | - | Hancock | | \$0 |
| - | Bibb | | \$0 | - | Haralson | | \$0 |
| - | Bleckley | | \$0 | 27 | Harris | 1 | \$4,410 |
| - | Brantley | | \$0 | 32 | Hart | | \$265 |
| 2 | Brooks | 1,302 | \$3,124,800 | - | Heard | | \$0 |
| - | Bryan | | \$0 | - | Henry | | \$0 |
| - | Bulloch | | \$0 | - | Houston | | \$0 |
| - | Burke | | \$0 | - | Irwin | | \$0 |
| - | Butts | | \$0 | - | Jackson | | \$0 |
| - | Calhoun | | \$0 | - | Jasper | | \$0 |
| - | Camden | | \$0 | 11 | Jeff Davis | 536 | \$646,550 |
| - | Candler | | \$0 | - | Jefferson | | \$0 |
| 24 | Carroll | 3 | \$9,660 | - | Jenkins | | \$0 |
| - | Catoosa | | \$0 | - | Johnson | | \$0 |
| - | Charlton | | \$0 | - | Jones | | \$0 |
| - | Chatham | | \$0 | - | Lamar | | \$0 |
| - | Chattahoochee | | \$0 | - | Lanier | | \$0 |
| - | Chattooga | | \$0 | - | Laurens | | \$0 |
| - | Cherokee | | \$0 | 9 | Lee | 289 | \$693,600 |
| - | Clarke | | \$0 | - | Liberty | | \$0 |
| - | Clay | | \$0 | - | Lincoln | | \$0 |
| - | Clayton | | \$0 | - | Long | | \$0 |
| - | Clinch | | \$0 | - | Lowndes | | \$0 |
| - | Cobb | | \$0 | - | Lumpkin | | \$0 |
| 17 | Coffee | 94 | \$225,600 | 7 | Macon | 354 | \$885,000 |
| 10 | Colquitt | 319 | \$669,900 | - | Madison | | \$0 |
| - | Columbia | | \$0 | - | Marion | | \$0 |
| - | Cook | | \$0 | - | McDuffie | | \$0 |
| - | Coweta | | \$0 | - | McIntosh | | \$0 |
| - | Crawford | | \$0 | - | Meriwether | | \$0 |
| 8 | Crisp | 300 | \$720,000 | - | Miller | | \$0 |
| - | Dade | | \$0 | 6 | Mitchell | 441 | \$1,203,930 |
| - | Dawson | | \$0 | - | Monroe | | \$0 |
| 12 | Decatur | 177 | \$424,800 | - | Montgomery | | \$0 |
| - | Dekalb | | \$0 | - | Morgan | | \$0 |
| - | Dodge | | \$0 | - | Murray | | \$0 |
| - | Dooly | | \$0 | - | Muscogee | | \$0 |
| - | Dougherty | | \$0 | - | Newton | | \$0 |
| - | Douglas | | \$0 | - | Oconee | | \$0 |
| - | Early | | \$0 | - | Oglethorpe | | \$0 |
| 1 | Echols | 1,500 | \$3,600,000 | - | Paulding | | \$0 |
| - | Effingham | | \$0 | - | Peach | | \$0 |
| 26 | Elbert | 5 | \$6,000 | - | Pickens | | \$0 |
| - | Emanuel | | \$0 | - | Pierce | | \$0 |
| - | Evans | | \$0 | - | Pike | | \$0 |
| - | Fannin | | \$0 | - | Polk | | \$0 |
| - | Fayette | | \$0 | - | Pulaski | | \$0 |
| - | Floyd | | \$0 | - | Putnam | | \$0 |
| - | Forsyth | | \$0 | - | Quitman | | \$0 |
| - | Franklin | | \$0 | 19 | Rabun | 28 | \$67,200 |
| - | Fulton | | \$0 | - | Randolph | | \$0 |

| Rank | County | Acres | Farm gate Value |
|------------------------------|------------|--------------|---------------------|
| - | Richmond | | \$0 |
| - | Rockdale | | \$0 |
| - | Schley | | \$0 |
| 16 | Screven | 95 | \$228,720 |
| 18 | Seminole | 113 | \$126,560 |
| 28 | Spalding | 3 | \$3,900 |
| - | Stephens | | \$0 |
| - | Stewart | | \$0 |
| 3 | Sumter | 900 | \$2,160,000 |
| - | Talbot | | \$0 |
| - | Taliaferro | | \$0 |
| - | Tattnall | | \$0 |
| - | Taylor | | \$0 |
| 20 | Telfair | 22 | \$52,800 |
| - | Terrell | | \$0 |
| - | Thomas | | \$0 |
| 4 | Tift | 470 | \$1,645,000 |
| 15 | Toombs | 149 | \$357,600 |
| - | Towns | | \$0 |
| - | Treutlen | | \$0 |
| 29 | Troup | 1 | \$2,800 |
| 5 | Turner | 542 | \$1,300,800 |
| - | Twiggs | | \$0 |
| 25 | Union | 3 | \$7,200 |
| - | Upson | | \$0 |
| 25 | Walker | 3 | \$7,200 |
| - | Walton | | \$0 |
| - | Ware | | \$0 |
| 23 | Warren | 22 | \$31,680 |
| - | Washington | | \$0 |
| 21 | Wayne | 20 | \$48,000 |
| - | Webster | | \$0 |
| 13 | Wheeler | 165 | \$396,000 |
| - | White | | \$0 |
| - | Whitfield | | \$0 |
| - | Wilcox | | \$0 |
| - | Wilkes | | \$0 |
| - | Wilkinson | | \$0 |
| 8 | Worth | 400 | \$720,000 |
| Totals & Avg. | | 8,435 | \$19,788,241 |
| Percent of Vegetables | | 1.48% | |

Top Ten Counties

For Snap Beans



Top Ten Counties by Value - Snap Beans

| County | Acres | Farm gate Value |
|----------|-------|-----------------|
| Echols | 1,500 | \$3,600,000 |
| Brooks | 1,302 | \$3,124,800 |
| Sumter | 900 | \$2,160,000 |
| Tift | 470 | \$1,645,000 |
| Turner | 542 | \$1,300,800 |
| Mitchell | 441 | \$1,203,930 |
| Macon | 354 | \$885,000 |
| Crisp | 300 | \$720,000 |
| Worth | 400 | \$720,000 |
| Lee | 289 | \$693,600 |

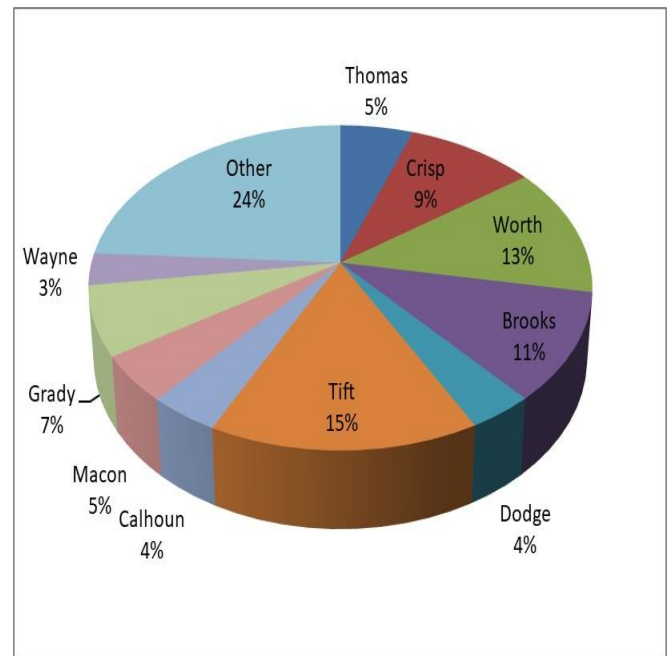
Southern Peas Farm Gate Value 2021

| Rank | County | Acres | Farm gate Value | Rank | County | Acres | Farm gate Value |
|------|---------------|-------|-----------------|------|------------|-------|-----------------|
| - | Appling | | \$0 | 28 | Gilmer | 6 | \$7,875 |
| 22 | Atkinson | 10 | \$26,250 | - | Glascocock | | \$0 |
| - | Bacon | | \$0 | - | Glynn | | \$0 |
| 29 | Baker | 12 | \$7,800 | - | Gordon | | \$0 |
| - | Baldwin | | \$0 | 5 | Grady | 130 | \$341,250 |
| - | Banks | | \$0 | - | Greene | | \$0 |
| - | Barrow | | \$0 | - | Gwinnett | | \$0 |
| - | Bartow | | \$0 | - | Habersham | | \$0 |
| - | Ben Hill | | \$0 | 26 | Hall | 4 | \$10,500 |
| - | Berrien | | \$0 | - | Hancock | | \$0 |
| - | Bibb | | \$0 | - | Haralson | | \$0 |
| 19 | Bleckley | 25 | \$65,625 | - | Harris | | \$0 |
| - | Brantley | | \$0 | - | Hart | | \$0 |
| 3 | Brooks | 202 | \$530,250 | - | Heard | | \$0 |
| - | Bryan | | \$0 | - | Henry | | \$0 |
| - | Bulloch | | \$0 | - | Houston | | \$0 |
| 34 | Burke | 1 | \$2,625 | - | Irwin | | \$0 |
| - | Butts | | \$0 | - | Jackson | | \$0 |
| 8 | Calhoun | 52 | \$195,000 | - | Jasper | | \$0 |
| - | Camden | | \$0 | - | Jeff Davis | | \$0 |
| - | Candler | | \$0 | - | Jefferson | | \$0 |
| 32 | Carroll | 2 | \$4,920 | - | Jenkins | | \$0 |
| - | Catoosa | | \$0 | 14 | Johnson | 114 | \$114,000 |
| - | Charlton | | \$0 | - | Jones | | \$0 |
| - | Chatham | | \$0 | - | Lamar | | \$0 |
| - | Chattahoochee | | \$0 | - | Lanier | | \$0 |
| - | Chattooga | | \$0 | 21 | Laurens | 16 | \$42,000 |
| - | Cherokee | | \$0 | 27 | Lee | 3 | \$8,768 |
| - | Clarke | | \$0 | - | Liberty | | \$0 |
| - | Clay | | \$0 | - | Lincoln | | \$0 |
| - | Clayton | | \$0 | 22 | Long | 10 | \$26,250 |
| - | Clinch | | \$0 | - | Lowndes | | \$0 |
| - | Cobb | | \$0 | - | Lumpkin | | \$0 |
| 25 | Coffee | 5 | \$13,125 | 7 | Macon | 84 | \$226,800 |
| 30 | Colquitt | 2 | \$6,000 | - | Madison | | \$0 |
| - | Columbia | | \$0 | - | Marion | | \$0 |
| - | Cook | | \$0 | - | McDuffie | | \$0 |
| - | Coweta | | \$0 | - | McIntosh | | \$0 |
| - | Crawford | | \$0 | - | Meriwether | | \$0 |
| 4 | Crisp | 180 | \$472,500 | - | Miller | | \$0 |
| - | Dade | | \$0 | - | Mitchell | | \$0 |
| - | Dawson | | \$0 | - | Monroe | | \$0 |
| 13 | Decatur | 47 | \$123,375 | - | Montgomery | | \$0 |
| - | Dekalb | | \$0 | - | Morgan | | \$0 |
| 9 | Dodge | 60 | \$180,000 | - | Murray | | \$0 |
| - | Dooley | | \$0 | - | Muscogee | | \$0 |
| 15 | Dougherty | 43 | \$112,875 | - | Newton | | \$0 |
| - | Douglas | | \$0 | - | Oconee | | \$0 |
| - | Early | | \$0 | - | Oglethorpe | | \$0 |
| - | Echols | | \$0 | 35 | Paulding | 1 | \$2,250 |
| - | Effingham | | \$0 | - | Peach | | \$0 |
| 24 | Elbert | 8 | \$13,600 | - | Pickens | | \$0 |
| - | Emanuel | | \$0 | - | Pierce | | \$0 |
| - | Evans | | \$0 | - | Pike | | \$0 |
| - | Fannin | | \$0 | - | Polk | | \$0 |
| - | Fayette | | \$0 | 11 | Pulaski | 140 | \$147,000 |
| - | Floyd | | \$0 | - | Putnam | | \$0 |
| - | Forsyth | | \$0 | - | Quitman | | \$0 |
| - | Franklin | | \$0 | 28 | Rabun | 3 | \$7,875 |
| - | Fulton | | \$0 | - | Randolph | | \$0 |

| Rank | County | Acres | Farm gate Value |
|------------------------------------|------------|--------------|--------------------|
| - | Richmond | | \$0 |
| - | Rockdale | | \$0 |
| - | Schley | | \$0 |
| 17 | Screven | 30 | \$78,750 |
| 12 | Seminole | 48 | \$138,240 |
| - | Spalding | | \$0 |
| - | Stephens | | \$0 |
| - | Stewart | | \$0 |
| - | Sumter | | \$0 |
| - | Talbot | | \$0 |
| - | Taliaferro | | \$0 |
| - | Tattnall | | \$0 |
| - | Taylor | | \$0 |
| 31 | Telfair | 2 | \$5,250 |
| - | Terrell | | \$0 |
| 6 | Thomas | 102 | \$267,750 |
| 1 | Tift | 275 | \$742,500 |
| 20 | Toombs | 20 | \$43,750 |
| - | Towns | | \$0 |
| - | Treutlen | | \$0 |
| - | Troup | | \$0 |
| 18 | Turner | 52 | \$73,008 |
| - | Twiggs | | \$0 |
| - | Union | | \$0 |
| - | Upson | | \$0 |
| 33 | Walker | 2 | \$3,500 |
| - | Walton | | \$0 |
| - | Ware | | \$0 |
| 16 | Warren | 50 | \$82,500 |
| 23 | Washington | 20 | \$20,000 |
| 10 | Wayne | 60 | \$157,500 |
| - | Webster | | \$0 |
| - | Wheeler | | \$0 |
| - | White | | \$0 |
| - | Whitfield | | \$0 |
| - | Wilcox | | \$0 |
| - | Wilkes | | \$0 |
| - | Wilkinson | | \$0 |
| 2 | Worth | 250 | \$637,500 |
| Totals & Avg. | | 2,071 | \$4,938,761 |
| Percent of Vegetables 0.37% | | | |

Top Ten Counties

For Southern Peas



Top Ten Counties by Value - Southern Peas

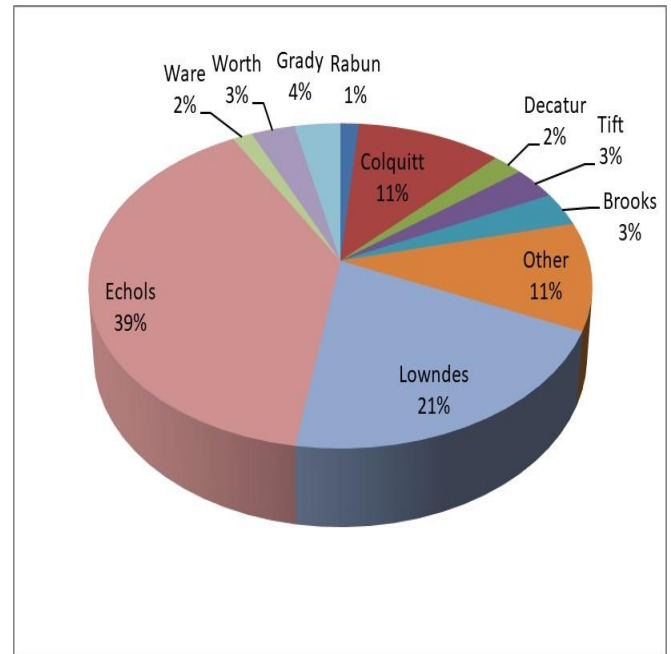
| County | Acres | Farm gate Value |
|---------|-------|-----------------|
| Tift | 275 | \$742,500 |
| Worth | 250 | \$637,500 |
| Brooks | 202 | \$530,250 |
| Crisp | 180 | \$472,500 |
| Grady | 130 | \$341,250 |
| Thomas | 102 | \$267,750 |
| Macon | 84 | \$226,800 |
| Calhoun | 52 | \$195,000 |
| Dodge | 60 | \$180,000 |
| Wayne | 60 | \$157,500 |

Squash (yellow & winter) Farm Gate Value 2021

| Rank | County | Acres | Farm gate Value | Rank | County | Acres | Farm gate Value |
|------|---------------|-------|-----------------|------|------------|-------|-----------------|
| - | Appling | | \$0 | 14 | Gilmer | 30 | \$300,000 |
| - | Atkinson | | \$0 | 21 | Glascock | 20 | \$180,000 |
| 34 | Bacon | 20 | \$20,000 | - | Glynn | | \$0 |
| 23 | Baker | 34 | \$100,000 | 34 | Gordon | 2 | \$20,000 |
| - | Baldwin | | \$0 | 4 | Grady | 192 | \$1,860,000 |
| - | Banks | | \$0 | - | Greene | | \$0 |
| - | Barrow | | \$0 | - | Gwinnett | | \$0 |
| - | Bartow | | \$0 | 35 | Habersham | 26 | \$16,424 |
| - | Ben Hill | | \$0 | 13 | Hall | 42 | \$408,000 |
| - | Berrien | | \$0 | - | Hancock | | \$0 |
| - | Bibb | | \$0 | - | Haralson | | \$0 |
| - | Bleckley | | \$0 | 39 | Harris | 1 | \$12,000 |
| - | Brantley | | \$0 | - | Hart | | \$0 |
| 5 | Brooks | 220 | \$1,840,000 | - | Heard | | \$0 |
| - | Bryan | | \$0 | - | Henry | | \$0 |
| - | Bulloch | | \$0 | - | Houston | | \$0 |
| - | Burke | | \$0 | - | Irwin | | \$0 |
| - | Butts | | \$0 | - | Jackson | | \$0 |
| - | Calhoun | | \$0 | - | Jasper | | \$0 |
| - | Camden | | \$0 | - | Jeff Davis | | \$0 |
| 27 | Candler | 6 | \$60,000 | - | Jefferson | | \$0 |
| 36 | Carroll | 3 | \$15,040 | - | Jenkins | | \$0 |
| 42 | Catoosa | 4 | \$9,500 | - | Johnson | | \$0 |
| - | Charlton | | \$0 | - | Jones | | \$0 |
| - | Chatham | | \$0 | - | Lamar | | \$0 |
| - | Chattahoochee | | \$0 | 20 | Lanier | 30 | \$210,000 |
| - | Chattooga | | \$0 | 28 | Laurens | 6 | \$58,700 |
| 45 | Cherokee | 1 | \$1,600 | 10 | Lee | 98 | \$740,000 |
| - | Clarke | | \$0 | - | Liberty | | \$0 |
| - | Clay | | \$0 | - | Lincoln | | \$0 |
| - | Clayton | | \$0 | - | Long | | \$0 |
| 14 | Clinch | 45 | \$300,000 | 2 | Lowndes | 915 | \$11,210,000 |
| - | Cobb | | \$0 | - | Lumpkin | | \$0 |
| - | Coffee | | \$0 | 24 | Macon | 8 | \$80,200 |
| 3 | Colquitt | 615 | \$5,903,200 | 44 | Madison | 1 | \$5,000 |
| - | Columbia | | \$0 | - | Marion | | \$0 |
| - | Cook | | \$0 | - | McDuffie | | \$0 |
| - | Coweta | | \$0 | - | McIntosh | | \$0 |
| - | Crawford | | \$0 | - | Meriwether | | \$0 |
| 19 | Crisp | 22 | \$220,000 | - | Miller | | \$0 |
| 32 | Dade | 3 | \$30,000 | 44 | Mitchell | 1 | \$5,000 |
| - | Dawson | | \$0 | - | Monroe | | \$0 |
| 7 | Decatur | 162 | \$1,224,000 | - | Montgomery | | \$0 |
| - | Dekalb | | \$0 | - | Morgan | | \$0 |
| - | Dodge | | \$0 | - | Murray | | \$0 |
| - | Dooly | | \$0 | - | Muscogee | | \$0 |
| - | Dougherty | | \$0 | - | Newton | | \$0 |
| - | Douglas | | \$0 | - | Oconee | | \$0 |
| - | Early | | \$0 | - | Oglethorpe | | \$0 |
| 1 | Echols | 1,100 | \$21,450,000 | 30 | Paulding | 5 | \$44,000 |
| - | Effingham | | \$0 | - | Peach | | \$0 |
| 25 | Elbert | 10 | \$80,000 | - | Pickens | | \$0 |
| - | Emanuel | | \$0 | 43 | Pierce | 5 | \$7,500 |
| - | Evans | | \$0 | - | Pike | | \$0 |
| 38 | Fannin | 10 | \$12,500 | - | Polk | | \$0 |
| 41 | Fayette | 1 | \$10,000 | - | Pulaski | | \$0 |
| - | Floyd | | \$0 | - | Putnam | | \$0 |
| 34 | Forsyth | 2 | \$20,000 | - | Quitman | | \$0 |
| - | Franklin | | \$0 | 9 | Rabun | 75 | \$750,000 |
| 29 | Fulton | 3 | \$45,000 | - | Randolph | | \$0 |

| Rank | County | Acres | Farm gate Value |
|------------------------------|------------|--------------|---------------------|
| - | Richmond | | \$0 |
| - | Rockdale | | \$0 |
| - | Schley | | \$0 |
| 44 | Screven | 1 | \$5,000 |
| 22 | Seminole | 30 | \$120,000 |
| - | Spalding | | \$0 |
| - | Stephens | | \$0 |
| - | Stewart | | \$0 |
| 11 | Sumter | 60 | \$600,000 |
| - | Talbot | | \$0 |
| - | Taliaferro | | \$0 |
| 46 | Tattnall | | \$70 |
| - | Taylor | | \$0 |
| 14 | Telfair | 30 | \$300,000 |
| 37 | Terrell | 1 | \$15,000 |
| 16 | Thomas | 28 | \$280,000 |
| 6 | Tift | 120 | \$1,776,000 |
| 15 | Toombs | 32 | \$288,000 |
| - | Towns | | \$0 |
| - | Treutlen | | \$0 |
| 40 | Troup | 2 | \$11,200 |
| 18 | Turner | 35 | \$261,800 |
| - | Twiggs | | \$0 |
| 12 | Union | 46 | \$454,000 |
| - | Upson | | \$0 |
| 31 | Walker | 4 | \$40,000 |
| - | Walton | | \$0 |
| 8 | Ware | 80 | \$800,000 |
| 26 | Warren | 15 | \$72,000 |
| 33 | Washington | 2 | \$24,000 |
| 23 | Wayne | 10 | \$100,000 |
| - | Webster | | \$0 |
| 17 | Wheeler | 48 | \$276,000 |
| - | White | | \$0 |
| - | Whitfield | | \$0 |
| - | Wilcox | | \$0 |
| - | Wilkes | | \$0 |
| - | Wilkinson | | \$0 |
| 6 | Worth | 120 | \$1,776,000 |
| Totals & Avg. | | 4,382 | \$54,446,734 |
| Percent of Vegetables | | 4.07% | |

Top Ten Counties
For Squash (yellow & winter)



Top Ten Counties by Value - Squash (yellow & winter)

| County | Acres | Farm gate Value |
|----------|-------|-----------------|
| Echols | 1,100 | \$21,450,000 |
| Lowndes | 915 | \$11,210,000 |
| Colquitt | 615 | \$5,903,200 |
| Grady | 192 | \$1,860,000 |
| Brooks | 220 | \$1,840,000 |
| Tift | 120 | \$1,776,000 |
| Worth | 120 | \$1,776,000 |
| Decatur | 162 | \$1,224,000 |
| Ware | 80 | \$800,000 |
| Rabun | 75 | \$750,000 |

Sweet Corn Farm Gate Value 2021

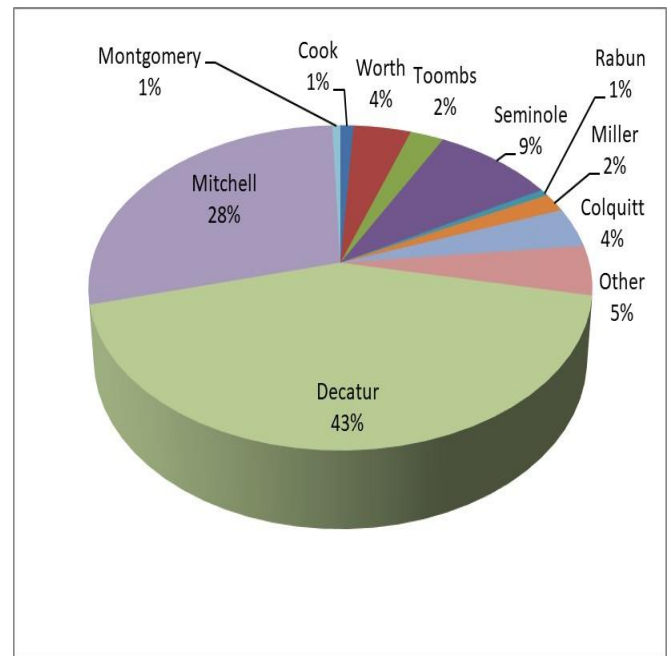
| Rank | County | Acres | Farm gate Value | Rank | County | Acres | Farm gate Value |
|------|---------------|--------|-----------------|------|------------|-------|-----------------|
| - | Appling | | \$0 | 19 | Gilmer | 80 | \$420,000 |
| 32 | Atkinson | 15 | \$118,125 | 26 | Glascock | 25 | \$187,500 |
| - | Bacon | | \$0 | - | Glynn | | \$0 |
| 16 | Baker | 53 | \$512,000 | 44 | Gordon | 3 | \$23,625 |
| - | Baldwin | | \$0 | - | Grady | | \$0 |
| 21 | Banks | 35 | \$262,500 | - | Greene | | \$0 |
| - | Barrow | | \$0 | - | Gwinnett | | \$0 |
| - | Bartow | | \$0 | 15 | Habersham | 450 | \$567,000 |
| 38 | Ben Hill | 9 | \$70,875 | 14 | Hall | 85 | \$669,375 |
| - | Berrien | | \$0 | - | Hancock | | \$0 |
| - | Bibb | | \$0 | 50 | Haralson | 30 | \$9,000 |
| - | Bleckley | | \$0 | 27 | Harris | 12 | \$170,100 |
| - | Brantley | | \$0 | - | Hart | | \$0 |
| 24 | Brooks | 439 | \$221,256 | - | Heard | | \$0 |
| - | Bryan | | \$0 | - | Henry | | \$0 |
| - | Bulloch | | \$0 | - | Houston | | \$0 |
| - | Burke | | \$0 | - | Irwin | | \$0 |
| - | Butts | | \$0 | - | Jackson | | \$0 |
| - | Calhoun | | \$0 | 29 | Jasper | 20 | \$157,500 |
| - | Camden | | \$0 | - | Jeff Davis | | \$0 |
| - | Candler | | \$0 | - | Jefferson | | \$0 |
| 45 | Carroll | 8 | \$18,000 | 34 | Jenkins | 56 | \$91,392 |
| 55 | Catoosa | 4 | \$2,016 | 35 | Johnson | 21 | \$78,750 |
| - | Charlton | | \$0 | - | Jones | | \$0 |
| - | Chatham | | \$0 | - | Lamar | | \$0 |
| - | Chattahoochee | | \$0 | 25 | Lanier | 25 | \$196,875 |
| - | Chattooga | | \$0 | 52 | Laurens | 1 | \$3,938 |
| 41 | Cherokee | 15 | \$54,000 | 47 | Lee | 2 | \$12,364 |
| - | Clarke | | \$0 | - | Liberty | | \$0 |
| - | Clay | | \$0 | 41 | Lincoln | 7 | \$54,000 |
| - | Clayton | | \$0 | 39 | Long | 9 | \$62,100 |
| - | Clinch | | \$0 | - | Lowndes | | \$0 |
| - | Cobb | | \$0 | - | Lumpkin | | \$0 |
| - | Coffee | | \$0 | 18 | Macon | 60 | \$508,800 |
| 5 | Colquitt | 1,120 | \$8,400,000 | 51 | Madison | 1 | \$7,875 |
| - | Columbia | | \$0 | - | Marion | | \$0 |
| 8 | Cook | 266 | \$2,094,750 | - | McDuffie | | \$0 |
| - | Coweta | | \$0 | - | McIntosh | | \$0 |
| - | Crawford | | \$0 | - | Meriwether | | \$0 |
| 35 | Crisp | 10 | \$78,750 | 7 | Miller | 500 | \$3,937,500 |
| 32 | Dade | 15 | \$118,125 | 2 | Mitchell | 7,750 | \$60,562,500 |
| - | Dawson | | \$0 | - | Monroe | | \$0 |
| 1 | Decatur | 12,000 | \$90,750,000 | 10 | Montgomery | 165 | \$1,299,375 |
| - | Dekalb | | \$0 | 52 | Morgan | 1 | \$3,938 |
| 33 | Dodge | 20 | \$108,000 | - | Murray | | \$0 |
| - | Dooly | | \$0 | - | Muscogee | | \$0 |
| - | Dougherty | | \$0 | 35 | Newton | 10 | \$78,750 |
| - | Douglas | | \$0 | 53 | Oconee | 2 | \$3,712 |
| - | Early | | \$0 | - | Oglethorpe | | \$0 |
| - | Echols | | \$0 | 20 | Paulding | 45 | \$270,000 |
| - | Effingham | | \$0 | - | Peach | | \$0 |
| 37 | Elbert | 12 | \$72,000 | - | Pickens | | \$0 |
| - | Emanuel | | \$0 | - | Pierce | | \$0 |
| - | Evans | | \$0 | - | Pike | | \$0 |
| 30 | Fannin | 25 | \$131,250 | - | Polk | | \$0 |
| 40 | Fayette | 7 | \$55,125 | - | Pulaski | | \$0 |
| 46 | Floyd | 2 | \$15,750 | 13 | Putnam | 100 | \$787,500 |
| 42 | Forsyth | 4 | \$31,500 | - | Quitman | | \$0 |
| - | Franklin | | \$0 | 9 | Rabun | 178 | \$1,401,750 |
| 54 | Fulton | 1 | \$3,200 | - | Randolph | | \$0 |

| Rank | County | Acres | Farm gate Value |
|--------------------------|------------|---------------|----------------------|
| 28 | Richmond | 21 | \$165,375 |
| - | Rockdale | | \$0 |
| - | Schley | | \$0 |
| - | Screven | | \$0 |
| 3 | Seminole | 1,600 | \$19,200,000 |
| - | Spalding | | \$0 |
| - | Stephens | | \$0 |
| - | Stewart | | \$0 |
| - | Sumter | | \$0 |
| 23 | Talbot | 30 | \$225,000 |
| - | Taliaferro | | \$0 |
| 48 | Tattnall | 2 | \$10,800 |
| - | Taylor | | \$0 |
| 17 | Telfair | 65 | \$511,875 |
| 36 | Terrell | 17 | \$73,950 |
| - | Thomas | | \$0 |
| 11 | Tift | 185 | \$1,248,750 |
| 6 | Toombs | 675 | \$5,315,625 |
| - | Towns | | \$0 |
| - | Treutlen | | \$0 |
| 44 | Troup | 3 | \$23,625 |
| - | Turner | | \$0 |
| - | Twiggs | | \$0 |
| 13 | Union | 100 | \$787,500 |
| - | Upson | | \$0 |
| 31 | Walker | 20 | \$120,000 |
| - | Walton | | \$0 |
| - | Ware | | \$0 |
| 12 | Warren | 130 | \$789,600 |
| 49 | Washington | 15 | \$10,500 |
| 22 | Wayne | 33 | \$247,050 |
| - | Webster | | \$0 |
| 38 | Wheeler | 9 | \$70,875 |
| 43 | White | 83 | \$24,900 |
| - | Whitfield | | \$0 |
| - | Wilcox | | \$0 |
| - | Wilkes | | \$0 |
| - | Wilkinson | | \$0 |
| 4 | Worth | 1,350 | \$9,112,500 |
| Totals & Avg. | | 28,036 | \$212,620,365 |

Percent of Vegetables 15.89%

Top Ten Counties

For Sweet Corn



Top Ten Counties by Value - Sweet Corn

| County | Acres | Farm gate Value |
|------------|--------|-----------------|
| Decatur | 12,000 | \$90,750,000 |
| Mitchell | 7,750 | \$60,562,500 |
| Seminole | 1,600 | \$19,200,000 |
| Worth | 1,350 | \$9,112,500 |
| Colquitt | 1,120 | \$8,400,000 |
| Toombs | 675 | \$5,315,625 |
| Miller | 500 | \$3,937,500 |
| Cook | 266 | \$2,094,750 |
| Rabun | 178 | \$1,401,750 |
| Montgomery | 165 | \$1,299,375 |

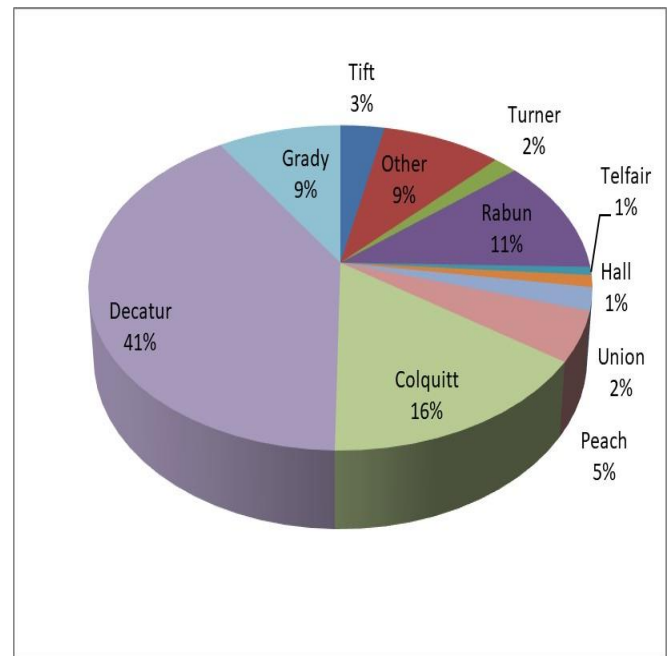
Tomato Farm Gate Value 2021

| Rank | County | Acres | Farm gate Value | Rank | County | Acres | Farm gate Value |
|------|---------------|-------|-----------------|------|------------|-------|-----------------|
| - | Appling | | \$0 | 13 | Gilmer | 55 | \$548,000 |
| - | Atkinson | | \$0 | 26 | Glascocock | 6 | \$144,000 |
| - | Bacon | | \$0 | - | Glynn | | \$0 |
| 46 | Baker | 2 | \$10,000 | 37 | Gordon | 2 | \$57,600 |
| - | Baldwin | | \$0 | 4 | Grady | 360 | \$8,100,000 |
| 23 | Banks | 6 | \$182,400 | - | Greene | | \$0 |
| - | Barrow | | \$0 | - | Gwinnett | | \$0 |
| - | Bartow | | \$0 | 11 | Habersham | 76 | \$710,000 |
| - | Ben Hill | | \$0 | 9 | Hall | 36 | \$1,036,800 |
| 20 | Berrien | 10 | \$288,000 | - | Hancock | | \$0 |
| - | Bibb | | \$0 | 21 | Haralson | 30 | \$252,000 |
| - | Bleckley | | \$0 | 25 | Harris | 4 | \$151,200 |
| - | Brantley | | \$0 | 48 | Hart | | \$3,900 |
| - | Brooks | | \$0 | - | Heard | | \$0 |
| - | Bryan | | \$0 | - | Henry | | \$0 |
| 29 | Bulloch | 4 | \$115,200 | - | Houston | | \$0 |
| - | Burke | | \$0 | - | Irwin | | \$0 |
| - | Butts | | \$0 | - | Jackson | | \$0 |
| - | Calhoun | | \$0 | 24 | Jasper | 10 | \$174,000 |
| - | Camden | | \$0 | 37 | Jeff Davis | 2 | \$57,600 |
| - | Candler | | \$0 | - | Jefferson | | \$0 |
| 39 | Carroll | 5 | \$30,030 | - | Jenkins | | \$0 |
| 33 | Catoosa | 10 | \$84,000 | - | Johnson | | \$0 |
| - | Charlton | | \$0 | - | Jones | | \$0 |
| - | Chatham | | \$0 | - | Lamar | | \$0 |
| - | Chattahoochee | | \$0 | - | Lanier | | \$0 |
| - | Chattooga | | \$0 | 42 | Laurens | 1 | \$25,056 |
| 22 | Cherokee | 3 | \$216,000 | 45 | Lee | | \$11,520 |
| - | Clarke | | \$0 | - | Liberty | | \$0 |
| - | Clay | | \$0 | - | Lincoln | | \$0 |
| - | Clayton | | \$0 | 29 | Long | 4 | \$115,200 |
| - | Clinch | | \$0 | - | Lowndes | | \$0 |
| 38 | Cobb | 4 | \$43,200 | - | Lumpkin | | \$0 |
| - | Coffee | | \$0 | 15 | Macon | 18 | \$486,000 |
| 2 | Colquitt | 564 | \$13,773,600 | 44 | Madison | 1 | \$14,400 |
| - | Columbia | | \$0 | - | Marion | | \$0 |
| - | Cook | | \$0 | - | McDuffie | | \$0 |
| - | Coweta | | \$0 | - | McIntosh | | \$0 |
| - | Crawford | | \$0 | - | Meriwether | | \$0 |
| 19 | Crisp | 14 | \$403,200 | - | Miller | | \$0 |
| 18 | Dade | 15 | \$432,000 | - | Mitchell | | \$0 |
| - | Dawson | | \$0 | - | Monroe | | \$0 |
| 1 | Decatur | 1,239 | \$35,681,184 | - | Montgomery | | \$0 |
| - | Dekalb | | \$0 | 49 | Morgan | 1 | \$288 |
| 43 | Dodge | 5 | \$25,000 | - | Murray | | \$0 |
| - | Dooly | | \$0 | - | Muscogee | | \$0 |
| - | Dougherty | | \$0 | 40 | Newton | 1 | \$28,800 |
| - | Douglas | | \$0 | - | Oconee | | \$0 |
| - | Early | | \$0 | - | Oglethorpe | | \$0 |
| - | Echols | | \$0 | 28 | Paulding | 6 | \$121,600 |
| - | Effingham | | \$0 | 5 | Peach | 25 | \$4,375,000 |
| 34 | Elbert | 4 | \$76,800 | 26 | Pickens | 5 | \$144,000 |
| - | Emanuel | | \$0 | - | Pierce | | \$0 |
| - | Evans | | \$0 | - | Pike | | \$0 |
| 41 | Fannin | 10 | \$28,000 | - | Polk | | \$0 |
| 27 | Fayette | 6 | \$129,600 | - | Pulaski | | \$0 |
| - | Floyd | | \$0 | - | Putnam | | \$0 |
| 17 | Forsyth | 15 | \$450,400 | - | Quitman | | \$0 |
| - | Franklin | | \$0 | 3 | Rabun | 350 | \$10,080,000 |
| 31 | Fulton | 7 | \$105,560 | - | Randolph | | \$0 |

| Rank | County | Acres | Farm gate Value |
|------------------------------|------------|--------------|---------------------|
| - | Richmond | | \$0 |
| - | Rockdale | | \$0 |
| - | Schley | | \$0 |
| - | Screven | | \$0 |
| 47 | Seminole | | \$7,200 |
| - | Spalding | | \$0 |
| - | Stephens | | \$0 |
| - | Stewart | | \$0 |
| - | Sumter | | \$0 |
| 16 | Talbot | 25 | \$468,750 |
| - | Taliaferro | | \$0 |
| 32 | Tattnall | 5 | \$88,500 |
| - | Taylor | | \$0 |
| 10 | Telfair | 25 | \$720,000 |
| 35 | Terrell | 2 | \$65,000 |
| - | Thomas | | \$0 |
| 6 | Tift | 125 | \$2,896,000 |
| 34 | Toombs | 3 | \$76,800 |
| - | Towns | | \$0 |
| - | Treutlen | | \$0 |
| 30 | Troup | 5 | \$105,600 |
| 8 | Turner | 57 | \$1,551,825 |
| - | Twiggs | | \$0 |
| 7 | Union | 70 | \$2,016,000 |
| - | Upson | | \$0 |
| 37 | Walker | 4 | \$57,600 |
| - | Walton | | \$0 |
| 14 | Ware | 18 | \$518,400 |
| 36 | Warren | 3 | \$63,000 |
| - | Washington | | \$0 |
| 29 | Wayne | 4 | \$115,200 |
| - | Webster | | \$0 |
| 12 | Wheeler | 22 | \$633,600 |
| - | White | | \$0 |
| - | Whitfield | | \$0 |
| - | Wilcox | | \$0 |
| - | Wilkes | | \$0 |
| - | Wilkinson | | \$0 |
| - | Worth | | \$0 |
| Totals & Avg. | | 3,284 | \$88,094,613 |
| Percent of Vegetables | | 6.58% | |

Top Ten Counties

For Tomato



Top Ten Counties by Value - Tomato

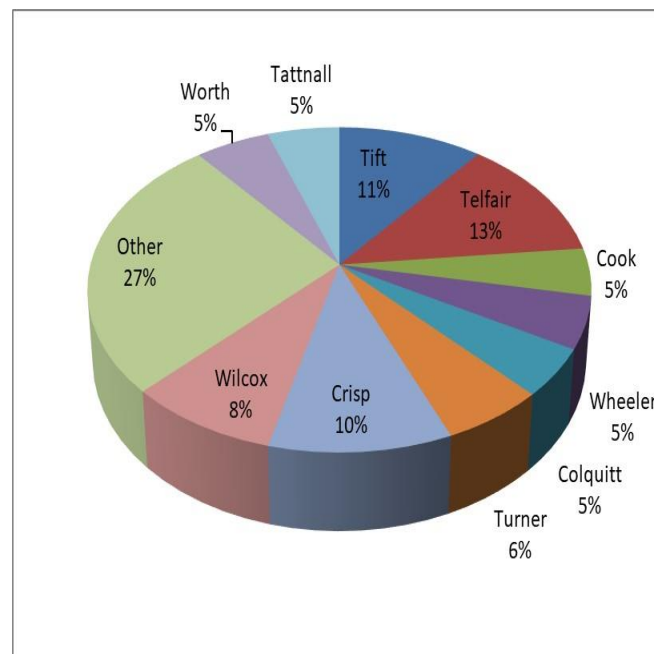
| County | Acres | Farm gate Value |
|----------|-------|-----------------|
| Decatur | 1,239 | \$35,681,184 |
| Colquitt | 564 | \$13,773,600 |
| Rabun | 350 | \$10,080,000 |
| Grady | 360 | \$8,100,000 |
| Peach | 25 | \$4,375,000 |
| Tift | 125 | \$2,896,000 |
| Union | 70 | \$2,016,000 |
| Turner | 57 | \$1,551,825 |
| Hall | 36 | \$1,036,800 |
| Telfair | 25 | \$720,000 |

Watermelon Farm Gate Value 2021

| Rank | County | Acres | Farm gate Value | Rank | County | Acres | Farm gate Value |
|------|---------------|-------|-----------------|------|------------|-------|-----------------|
| - | Appling | | \$0 | 52 | Gilmer | 8 | \$6,720 |
| 44 | Atkinson | 5 | \$30,000 | - | Glascock | | \$0 |
| - | Bacon | | \$0 | - | Glynn | | \$0 |
| 30 | Baker | 22 | \$280,000 | - | Gordon | | \$0 |
| - | Baldwin | | \$0 | 40 | Grady | 5 | \$48,750 |
| 41 | Banks | 8 | \$48,000 | - | Greene | | \$0 |
| - | Barrow | | \$0 | - | Gwinnett | | \$0 |
| - | Bartow | | \$0 | 42 | Habersham | 26 | \$46,155 |
| - | Ben Hill | | \$0 | 37 | Hall | 15 | \$90,000 |
| 10 | Berrien | 815 | \$6,723,750 | - | Hancock | | \$0 |
| 47 | Bibb | 4 | \$19,600 | - | Haralson | | \$0 |
| - | Bleckley | | \$0 | - | Harris | | \$0 |
| - | Brantley | | \$0 | 55 | Hart | 2 | \$126 |
| 21 | Brooks | 141 | \$1,374,750 | - | Heard | | \$0 |
| - | Bryan | | \$0 | - | Henry | | \$0 |
| 16 | Bulloch | 310 | \$2,827,200 | 31 | Houston | 43 | \$258,000 |
| - | Burke | | \$0 | 24 | Irwin | 163 | \$1,100,250 |
| - | Butts | | \$0 | - | Jackson | | \$0 |
| 34 | Calhoun | 25 | \$150,000 | - | Jasper | | \$0 |
| - | Camden | | \$0 | 25 | Jeff Davis | 178 | \$1,068,000 |
| 22 | Candler | 140 | \$1,365,000 | - | Jefferson | | \$0 |
| 54 | Carroll | 2 | \$2,519 | - | Jenkins | | \$0 |
| - | Catoosa | | \$0 | 44 | Johnson | 10 | \$30,000 |
| - | Charlton | | \$0 | - | Jones | | \$0 |
| - | Chatham | | \$0 | - | Lamar | | \$0 |
| - | Chattahoochee | | \$0 | - | Lanier | | \$0 |
| - | Chattooga | | \$0 | 45 | Laurens | 5 | \$27,000 |
| - | Cherokee | | \$0 | 19 | Lee | 179 | \$1,745,250 |
| - | Clarke | | \$0 | - | Liberty | | \$0 |
| - | Clay | | \$0 | - | Lincoln | | \$0 |
| - | Clayton | | \$0 | 29 | Long | 70 | \$420,000 |
| - | Clinch | | \$0 | 38 | Lowndes | 15 | \$78,750 |
| - | Cobb | | \$0 | - | Lumpkin | | \$0 |
| 26 | Coffee | 150 | \$945,000 | 35 | Macon | 95 | \$104,975 |
| 9 | Colquitt | 1,108 | \$8,310,000 | - | Madison | | \$0 |
| 32 | Columbia | 20 | \$200,000 | 50 | Marion | 10 | \$15,000 |
| 8 | Cook | 900 | \$8,312,500 | - | McDuffie | | \$0 |
| - | Coweta | | \$0 | - | McIntosh | | \$0 |
| - | Crawford | | \$0 | - | Meriwether | | \$0 |
| 2 | Crisp | 1,998 | \$17,982,000 | - | Miller | | \$0 |
| 49 | Dade | 10 | \$15,125 | 15 | Mitchell | 300 | \$3,900,000 |
| - | Dawson | | \$0 | - | Monroe | | \$0 |
| 36 | Decatur | 10 | \$97,500 | 28 | Montgomery | 63 | \$425,250 |
| - | Dekalb | | \$0 | - | Morgan | | \$0 |
| 13 | Dodge | 517 | \$4,653,000 | - | Murray | | \$0 |
| 12 | Dooly | 807 | \$4,842,000 | - | Muscogee | | \$0 |
| - | Dougherty | | \$0 | - | Newton | | \$0 |
| - | Douglas | | \$0 | - | Oconee | | \$0 |
| - | Early | | \$0 | - | Oglethorpe | | \$0 |
| - | Echols | | \$0 | - | Paulding | | \$0 |
| - | Effingham | | \$0 | - | Peach | | \$0 |
| 50 | Elbert | 10 | \$15,000 | - | Pickens | | \$0 |
| - | Emanuel | | \$0 | - | Pierce | | \$0 |
| 18 | Evans | 257 | \$2,449,500 | - | Pike | | \$0 |
| 51 | Fannin | 5 | \$9,000 | - | Polk | | \$0 |
| 43 | Fayette | 5 | \$31,500 | 23 | Pulaski | 200 | \$1,200,000 |
| - | Floyd | | \$0 | - | Putnam | | \$0 |
| - | Forsyth | | \$0 | - | Quitman | | \$0 |
| - | Franklin | | \$0 | - | Rabun | | \$0 |
| - | Fulton | | \$0 | - | Randolph | | \$0 |

| Rank | County | Acres | Farm gate Value |
|------------------------------|------------|---------------|----------------------|
| 39 | Richmond | 10 | \$63,000 |
| - | Rockdale | | \$0 |
| - | Schley | | \$0 |
| 27 | Screven | 85 | \$535,500 |
| 48 | Seminole | 200 | \$18,000 |
| - | Spalding | | \$0 |
| - | Stephens | | \$0 |
| - | Stewart | | \$0 |
| 17 | Sumter | 435 | \$2,610,000 |
| 34 | Talbot | 100 | \$150,000 |
| - | Taliaferro | | \$0 |
| 7 | Tattnall | 789 | \$9,472,920 |
| - | Taylor | | \$0 |
| 4 | Telfair | 1,450 | \$10,837,500 |
| 33 | Terrell | 16 | \$160,000 |
| - | Thomas | | \$0 |
| 1 | Tift | 1,285 | \$18,975,000 |
| 11 | Toombs | 545 | \$5,313,750 |
| - | Towns | | \$0 |
| - | Treutlen | | \$0 |
| - | Troup | | \$0 |
| 5 | Turner | 1,677 | \$10,218,320 |
| - | Twiggs | | \$0 |
| 53 | Union | 3 | \$5,400 |
| - | Upson | | \$0 |
| 51 | Walker | 2 | \$9,000 |
| - | Walton | | \$0 |
| - | Ware | | \$0 |
| - | Warren | | \$0 |
| 50 | Washington | 5 | \$15,000 |
| 20 | Wayne | 202 | \$1,515,000 |
| 46 | Webster | 4 | \$24,000 |
| 14 | Wheeler | 625 | \$4,038,750 |
| - | White | | \$0 |
| - | Whitfield | | \$0 |
| 3 | Wilcox | 1,536 | \$14,976,000 |
| - | Wilkes | | \$0 |
| - | Wilkinson | | \$0 |
| 6 | Worth | 1,000 | \$9,800,000 |
| Totals & Avg. | | 18,625 | \$159,984,310 |
| Percent of Vegetables | | 11.96% | |

Top Ten Counties For Watermelon



Top Ten Counties by Value - Watermelon

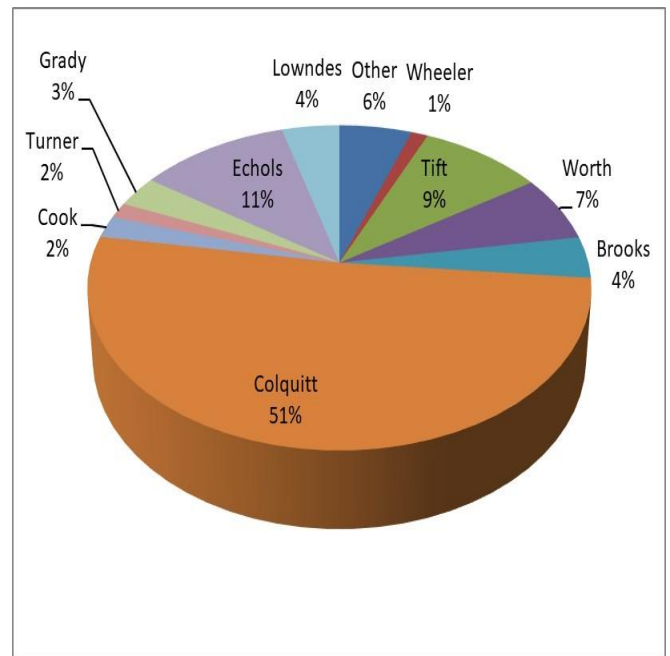
| County | Acres | Farm gate Value |
|----------|-------|-----------------|
| Tift | 1,285 | \$18,975,000 |
| Crisp | 1,998 | \$17,982,000 |
| Wilcox | 1,536 | \$14,976,000 |
| Telfair | 1,450 | \$10,837,500 |
| Turner | 1,677 | \$10,218,320 |
| Worth | 1,000 | \$9,800,000 |
| Tattnall | 789 | \$9,472,920 |
| Cook | 900 | \$8,312,500 |
| Colquitt | 1,108 | \$8,310,000 |
| Berrien | 815 | \$6,723,750 |

Zucchini Farm Gate Value 2021

| Rank | County | Acres | Farm gate Value | Rank | County | Acres | Farm gate Value |
|------|---------------|-------|-----------------|------|------------|-------|-----------------|
| - | Appling | | \$0 | 19 | Gilmer | 5 | \$40,000 |
| - | Atkinson | | \$0 | - | Glascocock | | \$0 |
| - | Bacon | | \$0 | - | Glynn | | \$0 |
| 25 | Baker | 1 | \$6,400 | - | Gordon | | \$0 |
| - | Baldwin | | \$0 | 7 | Grady | 110 | \$1,100,000 |
| - | Banks | | \$0 | - | Greene | | \$0 |
| - | Barrow | | \$0 | - | Gwinnett | | \$0 |
| - | Bartow | | \$0 | - | Habersham | | \$0 |
| - | Ben Hill | | \$0 | 15 | Hall | 10 | \$100,000 |
| - | Berrien | | \$0 | - | Hancock | | \$0 |
| - | Bibb | | \$0 | - | Haralson | | \$0 |
| - | Bleckley | | \$0 | 26 | Harris | 1 | \$5,000 |
| - | Brantley | | \$0 | - | Hart | | \$0 |
| 6 | Brooks | 214 | \$1,450,000 | - | Heard | | \$0 |
| - | Bryan | | \$0 | - | Henry | | \$0 |
| - | Bulloch | | \$0 | - | Houston | | \$0 |
| - | Burke | | \$0 | - | Irwin | | \$0 |
| - | Butts | | \$0 | - | Jackson | | \$0 |
| - | Calhoun | | \$0 | - | Jasper | | \$0 |
| - | Camden | | \$0 | - | Jeff Davis | | \$0 |
| - | Candler | | \$0 | - | Jefferson | | \$0 |
| 20 | Carroll | 3 | \$30,000 | - | Jenkins | | \$0 |
| - | Catoosa | | \$0 | - | Johnson | | \$0 |
| - | Charlton | | \$0 | - | Jones | | \$0 |
| - | Chatham | | \$0 | - | Lamar | | \$0 |
| - | Chattahoochee | | \$0 | - | Lanier | | \$0 |
| - | Chattooga | | \$0 | 28 | Laurens | | \$2,000 |
| - | Cherokee | | \$0 | 17 | Lee | | \$62,775 |
| - | Clarke | | \$0 | - | Liberty | | \$0 |
| - | Clay | | \$0 | - | Lincoln | | \$0 |
| - | Clayton | | \$0 | - | Long | | \$0 |
| - | Clinch | | \$0 | 5 | Lowndes | 150 | \$1,500,000 |
| - | Cobb | | \$0 | - | Lumpkin | | \$0 |
| - | Coffee | | \$0 | - | Macon | | \$0 |
| 1 | Colquitt | 1,628 | \$17,908,000 | 26 | Madison | 1 | \$5,000 |
| - | Columbia | | \$0 | - | Marion | | \$0 |
| 8 | Cook | 76 | \$760,000 | - | McDuffie | | \$0 |
| - | Coweta | | \$0 | - | McIntosh | | \$0 |
| - | Crawford | | \$0 | - | Meriwether | | \$0 |
| 12 | Crisp | 40 | \$400,000 | - | Miller | | \$0 |
| - | Dade | | \$0 | - | Mitchell | | \$0 |
| - | Dawson | | \$0 | - | Monroe | | \$0 |
| - | Decatur | | \$0 | - | Montgomery | | \$0 |
| - | Dekalb | | \$0 | - | Morgan | | \$0 |
| - | Dodge | | \$0 | - | Murray | | \$0 |
| - | Dooly | | \$0 | - | Muscogee | | \$0 |
| - | Dougherty | | \$0 | - | Newton | | \$0 |
| - | Douglas | | \$0 | - | Oconee | | \$0 |
| - | Early | | \$0 | - | Oglethorpe | | \$0 |
| 2 | Echols | 250 | \$3,900,000 | 16 | Paulding | 6 | \$78,000 |
| - | Effingham | | \$0 | - | Peach | | \$0 |
| - | Elbert | | \$0 | - | Pickens | | \$0 |
| - | Emanuel | | \$0 | - | Pierce | | \$0 |
| - | Evans | | \$0 | - | Pike | | \$0 |
| 27 | Fannin | 5 | \$4,000 | - | Polk | | \$0 |
| - | Fayette | | \$0 | - | Pulaski | | \$0 |
| - | Floyd | | \$0 | - | Putnam | | \$0 |
| 24 | Forsyth | 1 | \$10,000 | - | Quitman | | \$0 |
| - | Franklin | | \$0 | - | Rabun | | \$0 |
| 21 | Fulton | 2 | \$24,000 | - | Randolph | | \$0 |

| Rank | County | Acres | Farm gate Value |
|------------------------------|------------|--------------|---------------------|
| - | Richmond | | \$0 |
| - | Rockdale | | \$0 |
| - | Schley | | \$0 |
| - | Screven | | \$0 |
| 24 | Seminole | 1 | \$10,000 |
| - | Spalding | | \$0 |
| - | Stephens | | \$0 |
| - | Stewart | | \$0 |
| 14 | Sumter | 15 | \$150,000 |
| 15 | Talbot | 10 | \$100,000 |
| - | Taliaferro | | \$0 |
| - | Tattnall | | \$0 |
| - | Taylor | | \$0 |
| 18 | Telfair | 5 | \$50,000 |
| - | Terrell | | \$0 |
| 13 | Thomas | 35 | \$350,000 |
| 3 | Tift | 255 | \$3,195,000 |
| - | Toombs | | \$0 |
| - | Towns | | \$0 |
| - | Treutlen | | \$0 |
| 22 | Troup | 3 | \$23,200 |
| 9 | Turner | 55 | \$550,000 |
| - | Twiggs | | \$0 |
| 24 | Union | 1 | \$10,000 |
| - | Upson | | \$0 |
| - | Walker | | \$0 |
| - | Walton | | \$0 |
| 11 | Ware | 55 | \$412,500 |
| - | Warren | | \$0 |
| - | Washington | | \$0 |
| 23 | Wayne | 2 | \$20,000 |
| - | Webster | | \$0 |
| 10 | Wheeler | 43 | \$430,000 |
| - | White | | \$0 |
| - | Whitfield | | \$0 |
| - | Wilcox | | \$0 |
| - | Wilkes | | \$0 |
| - | Wilkinson | | \$0 |
| 4 | Worth | 170 | \$2,312,000 |
| Totals & Avg. | | 3,153 | \$34,997,875 |
| Percent of Vegetables | | 2.62% | |

Top Ten Counties For Zucchini



Top Ten Counties by Value - Zucchini

| County | Acres | Farm gate Value |
|----------|-------|-----------------|
| Colquitt | 1,628 | \$17,908,000 |
| Echols | 250 | \$3,900,000 |
| Tift | 255 | \$3,195,000 |
| Worth | 170 | \$2,312,000 |
| Lowndes | 150 | \$1,500,000 |
| Brooks | 214 | \$1,450,000 |
| Grady | 110 | \$1,100,000 |
| Cook | 76 | \$760,000 |
| Turner | 55 | \$550,000 |
| Wheeler | 43 | \$430,000 |

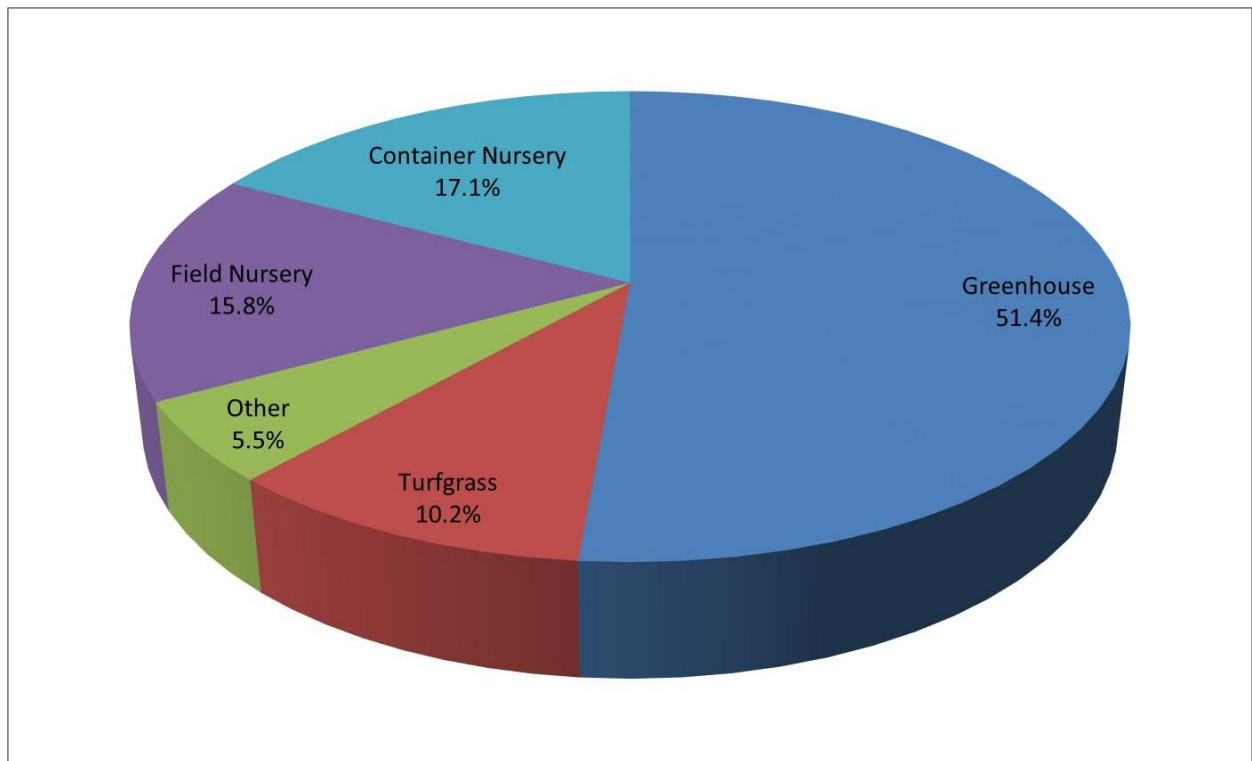
Total Vegetable Value

| Rank | County | Farm gate | Rank | County | Farm gate | Rank | County | Farm gate |
|------|---------------|---------------|------|------------|--------------|--|------------|--------------|
| 41 | Appling | \$2,787,075 | 77 | Fayette | \$343,105 | 36 | Peach | \$4,375,000 |
| 91 | Atkinson | \$174,375 | 40 | Floyd | \$3,615,750 | 94 | Pickens | \$144,420 |
| 112 | Bacon | \$20,000 | 61 | Forsyth | \$783,100 | 117 | Pierce | \$7,500 |
| 48 | Baker | \$1,632,300 | 112 | Franklin | \$20,000 | 88 | Pike | \$200,000 |
| - | Baldwin | \$0 | 59 | Fulton | \$842,280 | 80 | Polk | \$269,328 |
| 64 | Banks | \$696,900 | 42 | Gilmer | \$2,479,485 | 43 | Pulaski | \$2,167,000 |
| 72 | Barrow | \$374,000 | 68 | Glascock | \$524,100 | 60 | Putnam | \$787,500 |
| 34 | Bartow | \$4,673,000 | - | Glynn | \$0 | - | Quitman | \$0 |
| 102 | Ben Hill | \$70,875 | 79 | Gordon | \$307,540 | 19 | Rabun | \$14,756,659 |
| 27 | Berrien | \$7,605,366 | 16 | Grady | \$18,611,770 | 96 | Randolph | \$135,000 |
| 114 | Bibb | \$19,600 | - | Greene | \$0 | 74 | Richmond | \$372,375 |
| 105 | Bleckley | \$65,625 | - | Gwinnett | \$0 | 90 | Rockdale | \$177,203 |
| 119 | Brantley | \$63 | 23 | Habersham | \$10,950,654 | - | Schley | \$0 |
| 8 | Brooks | \$41,743,285 | 35 | Hall | \$4,488,111 | 44 | Screven | \$2,036,720 |
| - | Bryan | \$0 | - | Hancock | \$0 | 13 | Seminole | \$23,394,816 |
| 17 | Bulloch | \$15,335,788 | 82 | Haralson | \$261,000 | 110 | Spalding | \$36,650 |
| 84 | Burke | \$255,065 | 51 | Harris | \$1,378,460 | 85 | Stephens | \$250,000 |
| - | Butts | \$0 | 115 | Hart | \$18,691 | - | Stewart | \$0 |
| 76 | Calhoun | \$345,000 | - | Heard | \$0 | 28 | Sumter | \$7,491,563 |
| - | Camden | \$0 | - | Henry | \$0 | 47 | Talbot | \$1,649,650 |
| 25 | Candler | \$10,357,000 | 83 | Houston | \$258,000 | - | Taliaferro | \$0 |
| 67 | Carroll | \$527,442 | 54 | Irwin | \$1,295,250 | 5 | Tattnall | \$87,264,194 |
| 99 | Catoosa | \$112,566 | - | Jackson | \$0 | - | Taylor | \$0 |
| - | Charlton | \$0 | 73 | Jasper | \$373,500 | 11 | Telfair | \$33,215,205 |
| - | Chatham | \$0 | 45 | Jeff Davis | \$1,788,800 | 71 | Terrell | \$396,400 |
| - | Chattahoochee | \$0 | - | Jefferson | \$0 | 46 | Thomas | \$1,662,750 |
| 100 | Chattooga | \$75,000 | 92 | Jenkins | \$157,392 | 4 | Tift | \$90,955,350 |
| 53 | Cherokee | \$1,305,660 | 86 | Johnson | \$225,300 | 6 | Toombs | \$81,150,350 |
| 66 | Clarke | \$580,000 | - | Jones | \$0 | 109 | Towns | \$40,000 |
| - | Clay | \$0 | - | Lamar | \$0 | - | Treutlen | \$0 |
| - | Clayton | \$0 | 58 | Lanier | \$1,030,875 | 75 | Troup | \$362,975 |
| 24 | Clinch | \$10,457,200 | 50 | Laurens | \$1,404,327 | 15 | Turner | \$19,300,181 |
| 97 | Cobb | \$131,200 | 29 | Lee | \$7,175,184 | 108 | Twiggs | \$45,000 |
| 56 | Coffee | \$1,183,725 | - | Liberty | \$0 | 30 | Union | \$5,999,808 |
| 1 | Colquitt | \$199,534,100 | 106 | Lincoln | \$60,800 | - | Upson | \$0 |
| 49 | Columbia | \$1,462,000 | 63 | Long | \$724,750 | 78 | Walker | \$313,610 |
| 12 | Cook | \$23,685,545 | 10 | Lowndes | \$39,187,625 | - | Walton | \$0 |
| 89 | Coweta | \$180,001 | 107 | Lumpkin | \$60,000 | 32 | Ware | \$5,557,400 |
| - | Crawford | \$0 | 37 | Macon | \$4,338,375 | 52 | Warren | \$1,315,220 |
| 14 | Crisp | \$20,470,250 | 55 | Madison | \$1,204,775 | 104 | Washington | \$69,500 |
| 65 | Dade | \$672,335 | 113 | Marion | \$19,896 | 26 | Wayne | \$8,859,633 |
| 57 | Dawson | \$1,120,000 | - | McDuffie | \$0 | 87 | Webster | \$208,431 |
| 3 | Decatur | \$129,667,266 | - | McIntosh | \$0 | 21 | Wheeler | \$13,135,605 |
| - | Dekalb | \$0 | - | Meriwether | \$0 | 103 | White | \$69,900 |
| 22 | Dodge | \$12,636,625 | 39 | Miller | \$3,937,500 | - | Whitfield | \$0 |
| 33 | Dooly | \$5,101,120 | 7 | Mitchell | \$66,667,950 | 18 | Wilcox | \$14,976,000 |
| 98 | Dougherty | \$112,875 | - | Monroe | \$0 | - | Wilkes | \$0 |
| 111 | Douglas | \$27,000 | 31 | Montgomery | \$5,713,425 | - | Wilkinson | \$0 |
| 101 | Early | \$74,625 | 95 | Morgan | \$136,881 | 9 | Worth | \$41,735,200 |
| 2 | Echols | \$176,461,250 | - | Murray | \$0 | Totals & Avg. \$1,337,974,658 | | |
| - | Effingham | \$0 | 118 | Muscogee | \$5,000 | | | |
| 69 | Elbert | \$471,350 | 70 | Newton | \$442,750 | | | |
| 38 | Emanuel | \$4,131,000 | 116 | Oconee | \$13,507 | | | |
| 20 | Evans | \$14,734,095 | 93 | Oglethorpe | \$150,000 | | | |
| 81 | Fannin | \$269,040 | 62 | Paulding | \$756,070 | | | |

2021 Georgia Ornamental Horticulture Farm Gate Value

\$1,237,792,829

Ornamental Horticulture 2021 Farm Gate Value



Container Nursery Farm Gate Value 2021

| Rank | County | Acres | \$/Acre | Farm gate | Rank | County | Acres | \$/Acre | Farm gate |
|------|---------------|-------|--------------|-------------|------|------------|-------|-------------|--------------|
| 22 | Appling | 50 | \$30,000.00 | \$1,500,000 | - | Gilmer | | | \$0 |
| - | Atkinson | | | \$0 | 53 | Glascocock | 3 | \$60,000.00 | \$180,000 |
| 75 | Bacon | 3 | \$3,000.00 | \$9,000 | 62 | Glynn | 3 | \$40,480.00 | \$101,200 |
| 28 | Baker | 45 | \$21,000.00 | \$945,000 | - | Gordon | | | \$0 |
| 38 | Baldwin | 7 | \$71,294.00 | \$499,058 | 2 | Grady | 568 | \$85,000.00 | \$48,280,000 |
| 44 | Banks | 4 | \$70,000.00 | \$280,000 | 18 | Greene | 30 | \$70,000.00 | \$2,100,000 |
| 65 | Barrow | 1 | \$71,294.00 | \$71,294 | 32 | Gwinnett | 10 | \$72,000.00 | \$720,000 |
| 29 | Bartow | 12 | \$71,294.00 | \$855,528 | 19 | Habersham | 25 | \$71,294.00 | \$1,782,350 |
| - | Ben Hill | | | \$0 | 26 | Hall | 16 | \$71,294.00 | \$1,140,704 |
| 29 | Berrien | 12 | \$71,294.00 | \$855,528 | - | Hancock | | | \$0 |
| - | Bibb | | | \$0 | - | Haralson | | | \$0 |
| - | Bleckley | | | \$0 | - | Harris | | | \$0 |
| - | Brantley | | | \$0 | 11 | Hart | 70 | \$43,170.00 | \$3,021,900 |
| - | Brooks | | | \$0 | - | Heard | | | \$0 |
| 41 | Bryan | 5 | \$71,294.00 | \$356,470 | - | Henry | | | \$0 |
| 15 | Bulloch | 36 | \$71,294.00 | \$2,566,584 | 34 | Houston | 10 | \$70,000.00 | \$700,000 |
| 53 | Burke | 2 | \$90,000.00 | \$180,000 | - | Irwin | | | \$0 |
| 10 | Butts | 50 | \$71,294.00 | \$3,564,700 | 41 | Jackson | 5 | \$71,294.00 | \$356,470 |
| - | Calhoun | | | \$0 | - | Jasper | | | \$0 |
| - | Camden | | | \$0 | 63 | Jeff Davis | 2 | \$50,000.00 | \$100,000 |
| - | Candler | | | \$0 | - | Jefferson | | | \$0 |
| - | Carroll | | | \$0 | - | Jenkins | | | \$0 |
| 41 | Catoosa | 5 | \$71,294.00 | \$356,470 | 36 | Johnson | 8 | \$71,500.00 | \$572,000 |
| - | Charlton | | | \$0 | 49 | Jones | 3 | \$73,468.00 | \$220,404 |
| 48 | Chatham | 16 | \$15,000.00 | \$240,000 | - | Lamar | | | \$0 |
| - | Chattahoochee | | | \$0 | - | Lanier | | | \$0 |
| - | Chattooga | | | \$0 | 70 | Laurens | 1 | \$71,294.00 | \$35,647 |
| 20 | Cherokee | 23 | \$71,294.00 | \$1,639,762 | 56 | Lee | 2 | \$73,453.00 | \$146,906 |
| 7 | Clarke | 75 | \$71,294.00 | \$5,347,050 | 68 | Liberty | 1 | \$53,000.00 | \$53,000 |
| - | Clay | | | \$0 | 76 | Lincoln | 2 | \$3,000.00 | \$6,000 |
| 21 | Clayton | 20 | \$81,294.00 | \$1,625,880 | - | Long | | | \$0 |
| - | Clinch | | | \$0 | 3 | Lowndes | 150 | \$71,294.00 | \$10,694,100 |
| 33 | Cobb | 10 | \$71,294.00 | \$712,940 | 31 | Lumpkin | 14 | \$53,171.00 | \$744,394 |
| 45 | Coffee | 5 | \$53,171.00 | \$265,855 | - | Macon | | | \$0 |
| 23 | Colquitt | 21 | \$71,000.00 | \$1,491,000 | 37 | Madison | 8 | \$71,294.00 | \$570,352 |
| 67 | Columbia | 1 | \$35,000.00 | \$65,000 | - | Marion | | | \$0 |
| 4 | Cook | 10 | \$712,944.00 | \$7,129,440 | 1 | McDuffie | 860 | \$71,294.00 | \$61,312,840 |
| - | Coweta | | | \$0 | 71 | McIntosh | 1 | \$22,000.00 | \$22,000 |
| 24 | Crawford | 20 | \$71,294.00 | \$1,425,880 | 13 | Meriwether | 40 | \$71,294.00 | \$2,851,760 |
| 39 | Crisp | 6 | \$71,294.00 | \$427,764 | - | Miller | | | \$0 |
| 58 | Dade | 2 | \$71,294.00 | \$142,588 | 64 | Mitchell | 2 | \$40,000.00 | \$80,000 |
| 52 | Dawson | 4 | \$53,171.00 | \$212,684 | 48 | Monroe | 3 | \$80,000.00 | \$240,000 |
| - | Decatur | | | \$0 | 65 | Montgomery | 1 | \$71,294.00 | \$71,294 |
| - | Dekalb | | | \$0 | - | Morgan | | | \$0 |
| - | Dodge | | | \$0 | - | Murray | | | \$0 |
| - | Dooley | | | \$0 | - | Muscogee | | | \$0 |
| 58 | Dougherty | 2 | \$71,294.00 | \$142,588 | 57 | Newton | 2 | \$72,000.00 | \$144,000 |
| - | Douglas | | | \$0 | 5 | Oconee | 217 | \$30,964.00 | \$6,719,188 |
| - | Early | | | \$0 | 79 | Oglethorpe | 4 | \$1.00 | \$4 |
| - | Echols | | | \$0 | 16 | Paulding | 30 | \$71,294.00 | \$2,138,820 |
| 27 | Effingham | 25 | \$44,098.00 | \$1,102,450 | 55 | Peach | 4 | \$40,000.00 | \$160,000 |
| 41 | Elbert | 5 | \$71,294.00 | \$356,470 | 77 | Pickens | 20 | \$100.00 | \$2,000 |
| - | Emanuel | | | \$0 | 76 | Pierce | 2 | \$3,000.00 | \$6,000 |
| 30 | Evans | 11 | \$71,294.00 | \$784,234 | 25 | Pike | 19 | \$71,294.00 | \$1,354,586 |
| 41 | Fannin | 5 | \$71,294.00 | \$356,470 | 8 | Polk | 85 | \$44,010.00 | \$3,740,850 |
| - | Fayette | | | \$0 | - | Pulaski | | | \$0 |
| 37 | Floyd | 8 | \$71,294.00 | \$570,352 | 47 | Putnam | 25 | \$10,000.00 | \$250,000 |
| 35 | Forsyth | 9 | \$71,294.00 | \$641,646 | - | Quitman | | | \$0 |
| 43 | Franklin | 6 | \$53,171.00 | \$319,026 | 10 | Rabun | 50 | \$71,294.00 | \$3,564,700 |
| 39 | Fulton | 6 | \$71,294.00 | \$427,764 | - | Randolph | | | \$0 |

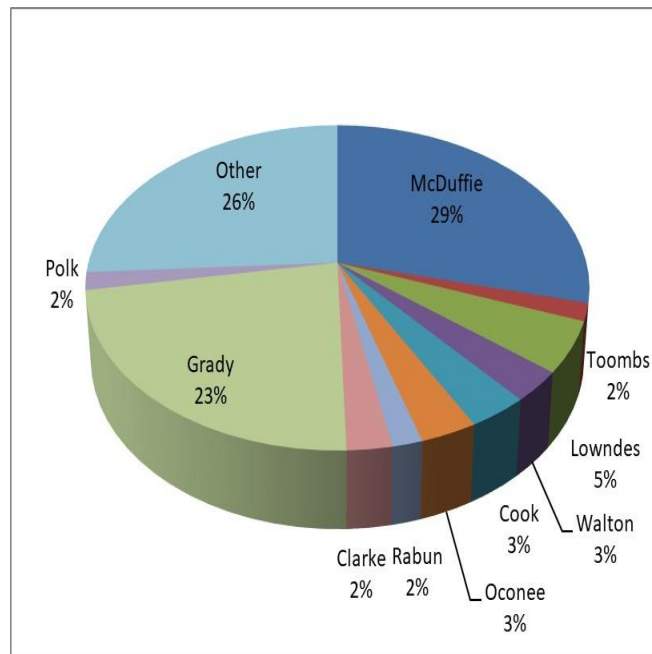
| Rank | County | Acres | \$/Acre | Farm gate |
|--------------------------|------------|--------------|--------------------|----------------------|
| 12 | Richmond | 42 | \$71,294.00 | \$2,994,348 |
| 42 | Rockdale | 5 | \$65,000.00 | \$325,000 |
| 59 | Schley | 2 | \$70,000.00 | \$140,000 |
| - | Screven | | | \$0 |
| 66 | Seminole | 1 | \$70,000.00 | \$70,000 |
| 17 | Spalding | 30 | \$71,000.00 | \$2,130,000 |
| 60 | Stephens | 1 | \$125,000.00 | \$125,000 |
| - | Stewart | | | \$0 |
| - | Sumter | | | \$0 |
| - | Talbot | | | \$0 |
| - | Taliaferro | | | \$0 |
| - | Tattnall | | | \$0 |
| - | Taylor | | | \$0 |
| - | Telfair | | | \$0 |
| - | Terrell | | | \$0 |
| 14 | Thomas | 58 | \$45,000.00 | \$2,610,000 |
| 58 | Tift | 2 | \$71,294.00 | \$142,588 |
| 9 | Toombs | 52 | \$71,294.00 | \$3,707,288 |
| 61 | Towns | 7 | \$15,000.00 | \$105,000 |
| - | Treutlen | | | \$0 |
| - | Troup | | | \$0 |
| 50 | Turner | 3 | \$72,294.00 | \$216,882 |
| 58 | Twiggs | 2 | \$71,294.00 | \$142,588 |
| 69 | Union | 3 | \$15,000.00 | \$45,000 |
| - | Upson | | | \$0 |
| - | Walker | | | \$0 |
| 6 | Walton | 75 | \$85,552.80 | \$6,416,460 |
| 73 | Ware | 6 | \$3,000.00 | \$18,000 |
| 54 | Warren | 3 | \$55,000.00 | \$165,000 |
| - | Washington | | | \$0 |
| - | Wayne | | | \$0 |
| 72 | Webster | 2 | \$10,000.00 | \$20,000 |
| 78 | Wheeler | 18 | \$100.00 | \$1,800 |
| - | White | | | \$0 |
| 46 | Whitfield | 6 | \$43,000.00 | \$258,000 |
| 74 | Wilcox | 1 | \$10,000.00 | \$10,000 |
| 51 | Wilkes | 5 | \$43,098.00 | \$215,490 |
| - | Wilkinson | | | \$0 |
| 40 | Worth | 5 | \$72,000.00 | \$360,000 |
| Totals & Avg. | | 3,147 | \$67,332.15 | \$211,868,388 |

**Percent of Ornamental Horticulture
17.12%**

Top Ten Counties by Value - Container Nursery

| County | Acres | Price | Farm gate |
|----------|-------|--------------|--------------|
| McDuffie | 860 | \$71,294.00 | \$61,312,840 |
| Grady | 568 | \$85,000.00 | \$48,280,000 |
| Lowndes | 150 | \$71,294.00 | \$10,694,100 |
| Cook | 10 | \$712,944.00 | \$7,129,440 |
| Oconee | 217 | \$30,964.00 | \$6,719,188 |
| Walton | 75 | \$85,552.80 | \$6,416,460 |
| Clarke | 75 | \$71,294.00 | \$5,347,050 |
| Polk | 85 | \$44,010.00 | \$3,740,850 |
| Toombs | 52 | \$71,294.00 | \$3,707,288 |
| Butts | 50 | \$71,294.00 | \$3,564,700 |

Top Ten Counties For Container Nursery



Field Nursery Farm Gate Value 2021

| Rank | County | Acres | \$/Acre | Farm gate | Rank | County | Acres | \$/Acre | Farm gate |
|------|---------------|-------|-------------|--------------|------|------------|-------|-------------|--------------|
| 14 | Appling | 204 | \$18,000.00 | \$3,672,000 | - | Gilmer | | | \$0 |
| - | Atkinson | | | \$0 | - | Glascocock | | | \$0 |
| 49 | Bacon | 30 | \$5,000.00 | \$150,000 | - | Glynn | | | \$0 |
| 65 | Baker | 18 | \$1,400.00 | \$25,200 | 42 | Gordon | 8 | \$30,571.00 | \$244,568 |
| 35 | Baldwin | 14 | \$30,571.00 | \$427,994 | - | Grady | | | \$0 |
| 54 | Banks | 3 | \$30,000.00 | \$90,000 | 19 | Greene | 85 | \$30,000.00 | \$2,550,000 |
| - | Barrow | | | \$0 | 39 | Gwinnett | 10 | \$31,000.00 | \$310,000 |
| 40 | Bartow | 10 | \$30,571.00 | \$305,710 | 23 | Habersham | 50 | \$30,571.00 | \$1,528,550 |
| - | Ben Hill | | | \$0 | - | Hall | | | \$0 |
| 57 | Berrien | 2 | \$30,571.00 | \$61,142 | 43 | Hancock | 20 | \$11,000.00 | \$220,000 |
| - | Bibb | | | \$0 | - | Haralson | | | \$0 |
| - | Bleckley | | | \$0 | - | Harris | | | \$0 |
| 67 | Brantley | 2 | \$3,000.00 | \$6,000 | 12 | Hart | 270 | \$17,398.00 | \$4,697,460 |
| - | Brooks | | | \$0 | - | Heard | | | \$0 |
| 57 | Bryan | 2 | \$30,571.00 | \$61,142 | 13 | Henry | 150 | \$26,275.00 | \$3,941,250 |
| 28 | Bulloch | 32 | \$30,571.00 | \$978,272 | - | Houston | | | \$0 |
| - | Burke | | | \$0 | 66 | Irwin | 1 | \$10,000.00 | \$10,000 |
| 15 | Butts | 120 | \$30,571.00 | \$3,668,520 | 27 | Jackson | 35 | \$30,571.00 | \$1,069,985 |
| - | Calhoun | | | \$0 | 2 | Jasper | 600 | \$26,275.00 | \$15,765,000 |
| - | Camden | | | \$0 | - | Jeff Davis | | | \$0 |
| - | Candler | | | \$0 | - | Jefferson | | | \$0 |
| - | Carroll | | | \$0 | - | Jenkins | | | \$0 |
| 40 | Catoosa | 10 | \$30,571.00 | \$305,710 | 56 | Johnson | 2 | \$31,000.00 | \$62,000 |
| - | Charlton | | | \$0 | 57 | Jones | 2 | \$30,571.00 | \$61,142 |
| - | Chatham | | | \$0 | 38 | Lamar | 10 | \$30,571.00 | \$319,467 |
| - | Chattahoochee | | | \$0 | - | Lanier | | | \$0 |
| - | Chattooga | | | \$0 | 57 | Laurens | 2 | \$30,571.00 | \$61,142 |
| 31 | Cherokee | 25 | \$30,571.00 | \$764,275 | - | Lee | | | \$0 |
| 34 | Clarke | 20 | \$30,571.00 | \$611,420 | 64 | Liberty | 1 | \$26,500.00 | \$26,500 |
| - | Clay | | | \$0 | 62 | Lincoln | 10 | \$3,000.00 | \$30,000 |
| 4 | Clayton | 300 | \$36,457.00 | \$10,937,100 | - | Long | | | \$0 |
| - | Clinch | | | \$0 | 34 | Lowndes | 20 | \$30,571.00 | \$611,420 |
| - | Cobb | | | \$0 | 58 | Lumpkin | 2 | \$26,275.00 | \$52,550 |
| 50 | Coffee | 5 | \$25,000.00 | \$125,000 | - | Macon | | | \$0 |
| - | Colquitt | | | \$0 | 48 | Madison | 5 | \$30,571.00 | \$152,855 |
| 21 | Columbia | 75 | \$28,000.00 | \$2,100,000 | 30 | Marion | 59 | \$15,000.00 | \$891,450 |
| - | Cook | | | \$0 | - | McDuffie | | | \$0 |
| - | Coweta | | | \$0 | - | McIntosh | | | \$0 |
| 5 | Crawford | 300 | \$30,571.00 | \$9,171,300 | 7 | Meriwether | 250 | \$30,571.00 | \$7,642,750 |
| 51 | Crisp | 4 | \$30,571.00 | \$122,284 | - | Miller | | | \$0 |
| 51 | Dade | 4 | \$30,571.00 | \$122,284 | 11 | Mitchell | 192 | \$27,000.00 | \$5,184,000 |
| - | Dawson | | | \$0 | 33 | Monroe | 20 | \$32,000.00 | \$640,000 |
| 45 | Decatur | 7 | \$27,000.00 | \$189,000 | - | Montgomery | | | \$0 |
| 51 | Dekalb | 4 | \$30,571.00 | \$122,284 | 2 | Morgan | 600 | \$26,275.00 | \$15,765,000 |
| - | Dodge | | | \$0 | 24 | Murray | 49 | \$30,571.00 | \$1,497,979 |
| 49 | Dooly | 5 | \$30,000.00 | \$150,000 | - | Muscogee | | | \$0 |
| 20 | Dougherty | 77 | \$30,571.00 | \$2,353,967 | 63 | Newton | 1 | \$26,575.00 | \$26,575 |
| - | Douglas | | | \$0 | - | Oconee | | | \$0 |
| - | Early | | | \$0 | 3 | Oglethorpe | 500 | \$30,571.00 | \$15,285,500 |
| - | Echols | | | \$0 | - | Paulding | | | \$0 |
| 32 | Effingham | 35 | \$19,367.00 | \$677,845 | 16 | Peach | 75 | \$45,000.00 | \$3,375,000 |
| 40 | Elbert | 10 | \$30,571.00 | \$305,710 | 69 | Pickens | 3 | \$100.00 | \$300 |
| 44 | Emanuel | 7 | \$30,000.00 | \$210,000 | 52 | Pierce | 23 | \$5,000.00 | \$115,500 |
| 26 | Evans | 40 | \$30,571.00 | \$1,222,840 | 10 | Pike | 192 | \$30,571.00 | \$5,869,632 |
| - | Fannin | | | \$0 | - | Polk | | | \$0 |
| 46 | Fayette | 6 | \$30,571.00 | \$183,426 | 3 | Pulaski | 500 | \$30,571.00 | \$15,285,500 |
| 40 | Floyd | 10 | \$30,571.00 | \$305,710 | 8 | Putnam | 525 | \$12,000.00 | \$6,300,000 |
| 22 | Forsyth | 23 | \$71,294.00 | \$1,639,762 | - | Quitman | | | \$0 |
| 41 | Franklin | 10 | \$26,275.00 | \$262,750 | 18 | Rabun | 85 | \$30,571.00 | \$2,598,535 |
| 42 | Fulton | 8 | \$30,571.00 | \$244,568 | - | Randolph | | | \$0 |

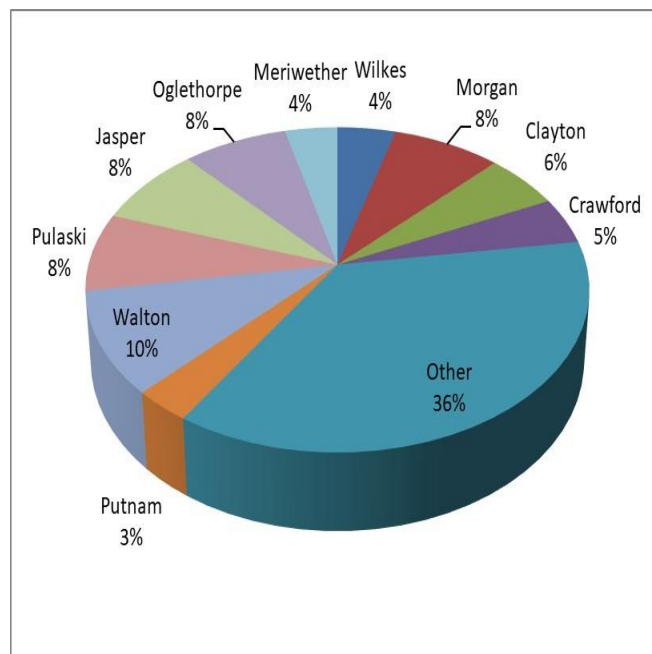
| Rank | County | Acres | \$/Acre | Farm gate |
|--------------------------|------------|--------------|--------------------|----------------------|
| 48 | Richmond | 5 | \$30,571.00 | \$152,855 |
| - | Rockdale | | | \$0 |
| 49 | Schley | 5 | \$30,000.00 | \$150,000 |
| - | Screven | | | \$0 |
| 53 | Seminole | 3 | \$30,500.00 | \$91,500 |
| 29 | Spalding | 30 | \$30,000.00 | \$900,000 |
| 61 | Stephens | 1 | \$35,000.00 | \$35,000 |
| 62 | Stewart | 10 | \$3,000.00 | \$30,000 |
| - | Sumter | | | \$0 |
| - | Talbot | | | \$0 |
| - | Taliaferro | | | \$0 |
| - | Tattnall | | | \$0 |
| - | Taylor | | | \$0 |
| - | Telfair | | | \$0 |
| 36 | Terrell | 20 | \$20,000.00 | \$400,000 |
| 17 | Thomas | 205 | \$15,000.00 | \$3,075,000 |
| 25 | Tift | 42 | \$30,571.00 | \$1,283,982 |
| 9 | Toombs | 200 | \$30,571.00 | \$6,114,200 |
| 59 | Towns | 5 | \$10,000.00 | \$50,000 |
| - | Treutlen | | | \$0 |
| 40 | Troup | 10 | \$30,571.00 | \$305,710 |
| - | Turner | | | \$0 |
| 48 | Twiggs | 5 | \$30,571.00 | \$152,855 |
| 55 | Union | 7 | \$10,000.00 | \$70,000 |
| - | Upson | | | \$0 |
| 48 | Walker | 5 | \$30,571.00 | \$152,855 |
| 1 | Walton | 650 | \$30,571.00 | \$19,871,150 |
| 60 | Ware | 8 | \$5,000.00 | \$40,000 |
| - | Warren | | | \$0 |
| - | Washington | | | \$0 |
| - | Wayne | | | \$0 |
| 37 | Webster | 19 | \$20,000.00 | \$380,000 |
| 68 | Wheeler | 50 | \$100.00 | \$5,000 |
| - | White | | | \$0 |
| 47 | Whitfield | 10 | \$17,300.00 | \$173,000 |
| 66 | Wilcox | 1 | \$10,000.00 | \$10,000 |
| 6 | Wilkes | 277 | \$30,571.00 | \$8,468,167 |
| - | Wilkinson | | | \$0 |
| 56 | Worth | 2 | \$31,000.00 | \$62,000 |
| Totals & Avg. | | 7,349 | \$26,631.84 | \$195,738,099 |

**Percent of Ornamental Horticulture
15.81%**

Top Ten Counties by Value - Field Nursery

| County | Acres | Price | Farm gate |
|------------|-------|-------------|--------------|
| Walton | 650 | \$30,571.00 | \$19,871,150 |
| Jasper | 600 | \$26,275.00 | \$15,765,000 |
| Morgan | 600 | \$26,275.00 | \$15,765,000 |
| Oglethorpe | 500 | \$30,571.00 | \$15,285,500 |
| Pulaski | 500 | \$30,571.00 | \$15,285,500 |
| Clayton | 300 | \$36,457.00 | \$10,937,100 |
| Crawford | 300 | \$30,571.00 | \$9,171,300 |
| Wilkes | 277 | \$30,571.00 | \$8,468,167 |
| Meriwether | 250 | \$30,571.00 | \$7,642,750 |
| Putnam | 525 | \$12,000.00 | \$6,300,000 |

Top Ten Counties For Field Nursery



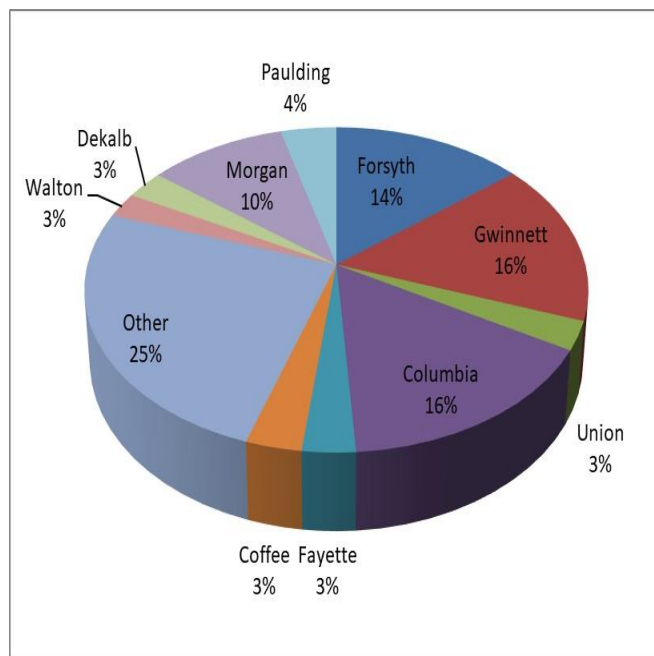
Greenhouse Farm Gate Value 2021

| Rank | County | Sq. Ft. | \$/Sq. Ft. | Farm gate | Rank | County | Sq. Ft. | \$/Sq. Ft. | Farm gate |
|------|---------------|-----------|------------|--------------|------|------------|-----------|------------|---------------|
| 32 | Appling | 120,000 | \$20.00 | \$2,400,000 | 44 | Gilmer | 40,000 | \$18.88 | \$755,200 |
| - | Atkinson | | | \$0 | 50 | Glascocock | 28,000 | \$20.00 | \$560,000 |
| - | Bacon | | | \$0 | 56 | Glynn | 900 | \$500.00 | \$450,000 |
| 65 | Baker | 23,000 | \$11.00 | \$253,000 | 61 | Gordon | 16,000 | \$17.28 | \$276,480 |
| - | Baldwin | | | \$0 | 13 | Grady | 696,960 | \$17.00 | \$11,848,320 |
| - | Banks | | | \$0 | 11 | Greene | 825,000 | \$17.00 | \$14,025,000 |
| - | Barrow | | | \$0 | 1 | Gwinnett | 6,000,000 | \$17.28 | \$103,680,000 |
| 22 | Bartow | 217,800 | \$17.28 | \$3,763,584 | 64 | Habersham | 15,000 | \$17.28 | \$259,200 |
| - | Ben Hill | | | \$0 | 24 | Hall | 165,000 | \$18.88 | \$3,115,200 |
| 20 | Berrien | 232,369 | \$17.28 | \$4,015,336 | 59 | Hancock | 380,000 | \$1.00 | \$380,000 |
| 81 | Bibb | 2,000 | \$17.28 | \$34,560 | 58 | Haralson | 23,000 | \$16.93 | \$389,390 |
| - | Bleckley | | | \$0 | - | Harris | | | \$0 |
| 71 | Brantley | 4,500 | \$20.00 | \$90,000 | 30 | Hart | 145,000 | \$17.28 | \$2,505,600 |
| - | Brooks | | | \$0 | - | Heard | | | \$0 |
| - | Bryan | | | \$0 | - | Henry | | | \$0 |
| 21 | Bulloch | 230,000 | \$17.28 | \$3,974,400 | - | Houston | | | \$0 |
| - | Burke | | | \$0 | - | Irwin | | | \$0 |
| 21 | Butts | 230,000 | \$17.28 | \$3,974,400 | 45 | Jackson | 43,000 | \$17.28 | \$743,040 |
| - | Calhoun | | | \$0 | - | Jasper | | | \$0 |
| 26 | Camden | 174,240 | \$17.28 | \$3,010,867 | 79 | Jeff Davis | 3,200 | \$17.00 | \$54,400 |
| - | Candler | | | \$0 | - | Jefferson | | | \$0 |
| 78 | Carroll | 54,600 | \$1.00 | \$54,600 | - | Jenkins | | | \$0 |
| 33 | Catoosa | 135,000 | \$17.28 | \$2,332,800 | 68 | Johnson | 10,000 | \$17.00 | \$170,000 |
| 62 | Charlton | 13,815 | \$20.00 | \$276,300 | 19 | Jones | 261,360 | \$17.28 | \$4,516,301 |
| - | Chatham | | | \$0 | - | Lamar | | | \$0 |
| - | Chattahoochee | | | \$0 | - | Lanier | | | \$0 |
| - | Chattooga | | | \$0 | 34 | Laurens | 130,680 | \$17.28 | \$2,258,150 |
| 14 | Cherokee | 650,000 | \$17.28 | \$11,232,000 | 48 | Lee | 32,000 | \$18.12 | \$579,840 |
| 16 | Clarke | 370,000 | \$17.28 | \$6,393,600 | 73 | Liberty | 5,000 | \$17.00 | \$85,000 |
| - | Clay | | | \$0 | 75 | Lincoln | 4,200 | \$16.96 | \$71,232 |
| 38 | Clayton | 68,000 | \$18.28 | \$1,243,040 | - | Long | | | \$0 |
| - | Clinch | | | \$0 | 57 | Lowndes | 25,000 | \$17.28 | \$432,000 |
| 18 | Cobb | 304,710 | \$17.28 | \$5,265,389 | 25 | Lumpkin | 181,800 | \$16.93 | \$3,077,874 |
| 6 | Coffee | 1,132,560 | \$17.50 | \$19,819,800 | - | Macon | | | \$0 |
| - | Colquitt | | | \$0 | 81 | Madison | 2,000 | \$17.28 | \$34,560 |
| 2 | Columbia | 5,230,000 | \$19.00 | \$99,370,000 | 84 | Marion | 2,160 | \$10.00 | \$21,600 |
| 87 | Cook | 4 | \$17.28 | \$69 | 26 | McDuffie | 174,240 | \$17.28 | \$3,010,867 |
| - | Coweta | | | \$0 | 83 | McIntosh | 240 | \$100.00 | \$24,000 |
| - | Crawford | | | \$0 | 35 | Meriwether | 110,000 | \$17.28 | \$1,900,800 |
| - | Crisp | | | \$0 | - | Miller | | | \$0 |
| 34 | Dade | 130,680 | \$17.28 | \$2,258,150 | 54 | Mitchell | 27,000 | \$18.00 | \$486,000 |
| 47 | Dawson | 35,000 | \$17.00 | \$595,000 | - | Monroe | | | \$0 |
| - | Decatur | | | \$0 | - | Montgomery | | | \$0 |
| 8 | Dekalb | 1,045,440 | \$17.28 | \$18,065,203 | 4 | Morgan | 39,407 | \$1,650.00 | \$65,021,550 |
| - | Dodge | | | \$0 | 60 | Murray | 20,626 | \$17.25 | \$355,799 |
| 42 | Dooley | 50,000 | \$17.28 | \$864,000 | - | Muscogee | | | \$0 |
| 46 | Dougherty | 35,400 | \$16.93 | \$599,322 | 86 | Newton | 500 | \$18.00 | \$9,000 |
| - | Douglas | | | \$0 | 36 | Oconee | 100,000 | \$17.00 | \$1,700,000 |
| - | Early | | | \$0 | 80 | Oglethorpe | 50,000 | \$1.00 | \$50,000 |
| - | Echols | | | \$0 | 5 | Paulding | 1,530,000 | \$17.28 | \$26,438,400 |
| 23 | Effingham | 200,000 | \$17.45 | \$3,490,000 | 41 | Peach | 50,000 | \$20.00 | \$1,000,000 |
| 28 | Elbert | 150,000 | \$17.28 | \$2,592,000 | 70 | Pickens | 10,000 | \$10.00 | \$100,000 |
| - | Emanuel | | | \$0 | 66 | Pierce | 11,500 | \$20.00 | \$230,000 |
| 12 | Evans | 784,080 | \$17.28 | \$13,548,902 | 55 | Pike | 26,400 | \$17.28 | \$456,192 |
| 44 | Fannin | 40,000 | \$18.88 | \$755,200 | 31 | Polk | 127,000 | \$18.90 | \$2,400,300 |
| 7 | Fayette | 1,089,000 | \$17.28 | \$18,817,920 | - | Pulaski | | | \$0 |
| 17 | Floyd | 351,360 | \$17.25 | \$6,060,960 | 43 | Putnam | 45,000 | \$17.00 | \$765,000 |
| 3 | Forsyth | 3,604,590 | \$25.00 | \$90,114,750 | - | Quitman | | | \$0 |
| 52 | Franklin | 30,000 | \$16.93 | \$507,900 | - | Rabun | | | \$0 |
| 15 | Fulton | 392,040 | \$17.28 | \$6,774,451 | - | Randolph | | | \$0 |

| Rank | County | Sq. Ft. | \$/Sq. Ft. | Farm gate |
|--------------------------|------------|-------------------|----------------|----------------------|
| 39 | Richmond | 65,360 | \$17.50 | \$1,143,800 |
| 27 | Rockdale | 150,000 | \$18.00 | \$2,700,000 |
| - | Schley | | | \$0 |
| 72 | Screven | 5,000 | \$17.28 | \$86,400 |
| 69 | Seminole | 7,000 | \$17.28 | \$120,960 |
| 64 | Spalding | 15,000 | \$17.28 | \$259,200 |
| - | Stephens | | | \$0 |
| - | Stewart | | | \$0 |
| - | Sumter | | | \$0 |
| - | Talbot | | | \$0 |
| - | Taliaferro | | | \$0 |
| - | Tattnall | | | \$0 |
| - | Taylor | | | \$0 |
| 63 | Telfair | 15,000 | \$18.00 | \$270,000 |
| - | Terrell | | | \$0 |
| 67 | Thomas | 12,500 | \$18.00 | \$225,000 |
| 51 | Tift | 30,000 | \$17.28 | \$518,400 |
| - | Toombs | | | \$0 |
| 40 | Towns | 54,450 | \$20.00 | \$1,089,000 |
| 77 | Treutlen | 3,200 | \$18.88 | \$60,416 |
| 26 | Troup | 174,240 | \$17.28 | \$3,010,867 |
| - | Turner | | | \$0 |
| 82 | Twiggs | 1,500 | \$17.28 | \$25,920 |
| 9 | Union | 900,000 | \$20.00 | \$18,000,000 |
| - | Upson | | | \$0 |
| - | Walker | | | \$0 |
| 10 | Walton | 914,760 | \$17.28 | \$15,807,053 |
| 29 | Ware | 149,500 | \$17.28 | \$2,583,360 |
| 53 | Warren | 28,000 | \$18.00 | \$504,000 |
| - | Washington | | | \$0 |
| - | Wayne | | | \$0 |
| 85 | Webster | 2,000 | \$10.00 | \$20,000 |
| 74 | Wheeler | 8,000 | \$9.50 | \$76,000 |
| - | White | | | \$0 |
| 49 | Whitfield | 30,500 | \$18.88 | \$575,840 |
| - | Wilcox | | | \$0 |
| 57 | Wilkes | 25,000 | \$17.28 | \$432,000 |
| 37 | Wilkinson | 87,120 | \$17.28 | \$1,505,434 |
| 76 | Worth | 4,000 | \$17.50 | \$70,000 |
| Totals & Avg. | | 31,169,491 | \$20.40 | \$635,867,449 |

**Percent of Ornamental Horticulture
51.37%**

Top Ten Counties For Greenhouse



Top Ten Counties by Value - Greenhouse

| County | Sq. Ft. | Price | Farm gate |
|----------|-----------|------------|---------------|
| Gwinnett | 6,000,000 | \$17.28 | \$103,680,000 |
| Columbia | 5,230,000 | \$19.00 | \$99,370,000 |
| Forsyth | 3,604,590 | \$25.00 | \$90,114,750 |
| Morgan | 39,407 | \$1,650.00 | \$65,021,550 |
| Paulding | 1,530,000 | \$17.28 | \$26,438,400 |
| Coffee | 1,132,560 | \$17.50 | \$19,819,800 |
| Fayette | 1,089,000 | \$17.28 | \$18,817,920 |
| Dekalb | 1,045,440 | \$17.28 | \$18,065,203 |
| Union | 900,000 | \$20.00 | \$18,000,000 |
| Walton | 914,760 | \$17.28 | \$15,807,053 |

Turfgrass Farm Gate Value 2021

| Rank | County | Acres | Harvest | \$/Acre | Farm gate | Rank | County | Acres | Harvest | \$/Acre | Farm gate |
|------|---------------|-------|---------|-------------|-------------|------|------------|-------|---------|-------------|--------------|
| 46 | Appling | 25 | 0.70 | \$8,000.00 | \$140,000 | - | Gilmer | | 0.00 | | \$0 |
| - | Atkinson | | 0.00 | | \$0 | - | Glascocock | | 0.00 | | \$0 |
| - | Bacon | | 0.00 | | \$0 | - | Glynn | | 0.00 | | \$0 |
| 52 | Baker | 5 | 0.70 | \$3,000.00 | \$10,500 | 3 | Gordon | 1,910 | 0.70 | \$6,500.00 | \$8,690,500 |
| - | Baldwin | | 0.00 | | \$0 | 45 | Grady | 60 | 0.70 | \$4,000.00 | \$168,000 |
| 43 | Banks | 45 | 0.70 | \$6,500.00 | \$204,750 | - | Greene | | 0.00 | | \$0 |
| - | Barrow | | 0.00 | | \$0 | - | Gwinnett | | 0.00 | | \$0 |
| 5 | Bartow | 1,353 | 0.70 | \$6,500.00 | \$6,156,150 | 26 | Habersham | 200 | 0.70 | \$6,500.00 | \$910,000 |
| - | Ben Hill | | 0.00 | | \$0 | - | Hall | | 0.00 | | \$0 |
| 21 | Berrien | 250 | 0.70 | \$6,500.00 | \$1,137,500 | 10 | Hancock | 210 | 0.70 | \$30,492.00 | \$4,482,324 |
| - | Bibb | | 0.00 | | \$0 | - | Haralson | | 0.00 | | \$0 |
| - | Bleckley | | 0.00 | | \$0 | 30 | Harris | 58 | 0.70 | \$15,681.00 | \$636,649 |
| - | Brantley | | 0.00 | | \$0 | 36 | Hart | 74 | 0.70 | \$6,500.00 | \$336,700 |
| - | Brooks | | 0.00 | | \$0 | 28 | Heard | 175 | 0.70 | \$6,500.00 | \$796,250 |
| 49 | Bryan | 2 | 0.70 | \$18,200.00 | \$25,480 | 53 | Henry | 185 | 0.70 | \$0.70 | \$91 |
| 7 | Bulloch | 1,200 | 0.70 | \$6,500.00 | \$5,460,000 | 18 | Houston | 300 | 0.70 | \$7,500.00 | \$1,575,000 |
| 35 | Burke | 80 | 0.70 | \$6,500.00 | \$364,000 | 24 | Irwin | 203 | 0.70 | \$7,000.00 | \$994,700 |
| - | Butts | | 0.00 | | \$0 | 26 | Jackson | 200 | 0.70 | \$6,500.00 | \$910,000 |
| - | Calhoun | | 0.00 | | \$0 | - | Jasper | | 0.00 | | \$0 |
| - | Camden | | 0.00 | | \$0 | - | Jeff Davis | | 0.00 | | \$0 |
| 44 | Candler | 65 | 0.70 | \$4,000.00 | \$182,000 | - | Jefferson | | 0.00 | | \$0 |
| 8 | Carroll | 422 | 0.70 | \$16,000.00 | \$4,726,400 | - | Jenkins | | 0.00 | | \$0 |
| 20 | Catoosa | 280 | 0.70 | \$6,500.00 | \$1,274,000 | 26 | Johnson | 200 | 0.70 | \$6,500.00 | \$910,000 |
| - | Charlton | | 0.00 | | \$0 | - | Jones | | 0.00 | | \$0 |
| - | Chatham | | 0.00 | | \$0 | - | Lamar | | 0.00 | | \$0 |
| - | Chattahoochee | | 0.00 | | \$0 | - | Lanier | | 0.00 | | \$0 |
| - | Chattooga | | 0.00 | | \$0 | 12 | Laurens | 781 | 0.70 | \$6,500.00 | \$3,553,550 |
| - | Cherokee | | 0.00 | | \$0 | 26 | Lee | 200 | 0.70 | \$6,500.00 | \$910,000 |
| - | Clarke | | 0.00 | | \$0 | - | Liberty | | 0.00 | | \$0 |
| - | Clay | | 0.00 | | \$0 | - | Lincoln | | 0.00 | | \$0 |
| 42 | Clayton | 50 | 0.70 | \$6,500.00 | \$227,500 | - | Long | | 0.00 | | \$0 |
| - | Clinch | | 0.00 | | \$0 | 23 | Lowndes | 230 | 0.70 | \$6,500.00 | \$1,046,500 |
| - | Cobb | | 0.00 | | \$0 | - | Lumpkin | | 0.00 | | \$0 |
| - | Coffee | | 0.00 | | \$0 | 1 | Macon | 6,000 | 0.70 | \$6,500.00 | \$27,300,000 |
| 41 | Colquitt | 52 | 0.70 | \$6,500.00 | \$236,600 | - | Madison | | 0.00 | | \$0 |
| 50 | Columbia | 6 | 0.70 | \$6,050.00 | \$25,410 | - | Marion | | 0.00 | | \$0 |
| 4 | Cook | 1,611 | 0.70 | \$6,500.00 | \$7,330,050 | 37 | McDuffie | 70 | 0.70 | \$6,500.00 | \$318,500 |
| - | Coweta | | 0.00 | | \$0 | - | McIntosh | | 0.00 | | \$0 |
| - | Crawford | | 0.00 | | \$0 | 38 | Meriwether | 60 | 0.70 | \$6,500.00 | \$273,000 |
| - | Crisp | | 0.00 | | \$0 | - | Miller | | 0.00 | | \$0 |
| - | Dade | | 0.00 | | \$0 | 25 | Mitchell | 200 | 0.70 | \$7,000.00 | \$980,000 |
| - | Dawson | | 0.00 | | \$0 | - | Monroe | | 0.00 | | \$0 |
| - | Decatur | | 0.00 | | \$0 | - | Montgomery | | 0.00 | | \$0 |
| - | Dekalb | | 0.00 | | \$0 | 14 | Morgan | 200 | 0.70 | \$15,480.00 | \$2,167,200 |
| - | Dodge | | 0.00 | | \$0 | - | Murray | | 0.00 | | \$0 |
| - | Dooly | | 0.00 | | \$0 | - | Muscogee | | 0.00 | | \$0 |
| 16 | Dougherty | 402 | 0.70 | \$6,500.00 | \$1,829,100 | - | Newton | | 0.00 | | \$0 |
| 9 | Douglas | 250 | 0.70 | \$26,136.00 | \$4,573,800 | - | Oconee | | 0.00 | | \$0 |
| 15 | Early | 420 | 0.70 | \$6,500.00 | \$1,911,000 | - | Oglethorpe | | 0.00 | | \$0 |
| - | Echols | | 0.00 | | \$0 | - | Paulding | | 0.00 | | \$0 |
| 17 | Effingham | 350 | 0.70 | \$7,000.00 | \$1,715,000 | 2 | Peach | 1,700 | 0.70 | \$7,500.00 | \$8,925,000 |
| - | Elbert | | 0.00 | | \$0 | - | Pickens | | 0.00 | | \$0 |
| 21 | Emanuel | 250 | 0.70 | \$6,500.00 | \$1,137,500 | - | Pierce | | 0.00 | | \$0 |
| - | Evans | | 0.00 | | \$0 | - | Pike | | 0.00 | | \$0 |
| - | Fannin | | 0.00 | | \$0 | 40 | Polk | 54 | 0.70 | \$6,500.00 | \$245,700 |
| - | Fayette | | 0.00 | | \$0 | 13 | Pulaski | 300 | 0.70 | \$15,000.00 | \$3,150,000 |
| 39 | Floyd | 55 | 0.70 | \$6,500.00 | \$250,250 | - | Putnam | | 0.00 | | \$0 |
| - | Forsyth | | 0.00 | | \$0 | - | Quitman | | 0.00 | | \$0 |
| 44 | Franklin | 40 | 0.70 | \$6,500.00 | \$182,000 | - | Rabun | | 0.00 | | \$0 |
| 51 | Fulton | 5 | 0.70 | \$6,500.00 | \$22,750 | - | Randolph | | 0.00 | | \$0 |

| Rank | County | Acres | Harvest | \$/Acre | Farm gate |
|--------------------------|------------|---------------|---------|-------------------|----------------------|
| - | Richmond | | 0.00 | | \$0 |
| - | Rockdale | | 0.00 | | \$0 |
| - | Schley | | 0.00 | | \$0 |
| 31 | Screven | 125 | 0.70 | \$6,500.00 | \$568,750 |
| 26 | Seminole | 200 | 0.70 | \$6,500.00 | \$910,000 |
| - | Spalding | | 0.00 | | \$0 |
| - | Stephens | | 0.00 | | \$0 |
| - | Stewart | | 0.00 | | \$0 |
| 6 | Sumter | 1,800 | 0.70 | \$4,500.00 | \$5,670,000 |
| - | Talbot | | 0.00 | | \$0 |
| - | Taliaferro | | 0.00 | | \$0 |
| - | Tattnall | | 0.00 | | \$0 |
| - | Taylor | | 0.00 | | \$0 |
| 48 | Telfair | 150 | 0.70 | \$400.00 | \$42,000 |
| - | Terrell | | 0.00 | | \$0 |
| 47 | Thomas | 30 | 0.70 | \$6,500.00 | \$136,500 |
| 11 | Tift | 880 | 0.70 | \$6,500.00 | \$4,004,000 |
| - | Toombs | | 0.00 | | \$0 |
| - | Towns | | 0.00 | | \$0 |
| 19 | Treutlen | 300 | 0.70 | \$6,500.00 | \$1,365,000 |
| 47 | Troup | 30 | 0.70 | \$6,500.00 | \$136,500 |
| 33 | Turner | 95 | 0.70 | \$6,350.00 | \$422,275 |
| - | Twiggs | | 0.00 | | \$0 |
| - | Union | | 0.00 | | \$0 |
| - | Upson | | 0.00 | | \$0 |
| 34 | Walker | 90 | 0.70 | \$6,500.00 | \$409,500 |
| 21 | Walton | 175 | 0.70 | \$6,500.00 | \$1,137,500 |
| - | Ware | | 0.00 | | \$0 |
| 29 | Warren | 135 | 0.70 | \$7,000.00 | \$661,500 |
| 32 | Washington | 200 | 0.70 | \$4,000.00 | \$560,000 |
| - | Wayne | | 0.00 | | \$0 |
| - | Webster | | 0.00 | | \$0 |
| - | Wheeler | | 0.00 | | \$0 |
| - | White | | 0.00 | | \$0 |
| - | Whitfield | | 0.00 | | \$0 |
| 22 | Wilcox | 350 | 0.70 | \$4,550.00 | \$1,114,750 |
| - | Wilkes | | 0.00 | | \$0 |
| - | Wilkinson | | 0.00 | | \$0 |
| 27 | Worth | 196 | 0.70 | \$6,500.00 | \$890,890 |
| Totals & Avg. | | 25,544 | | \$7,051.71 | \$126,430,568 |

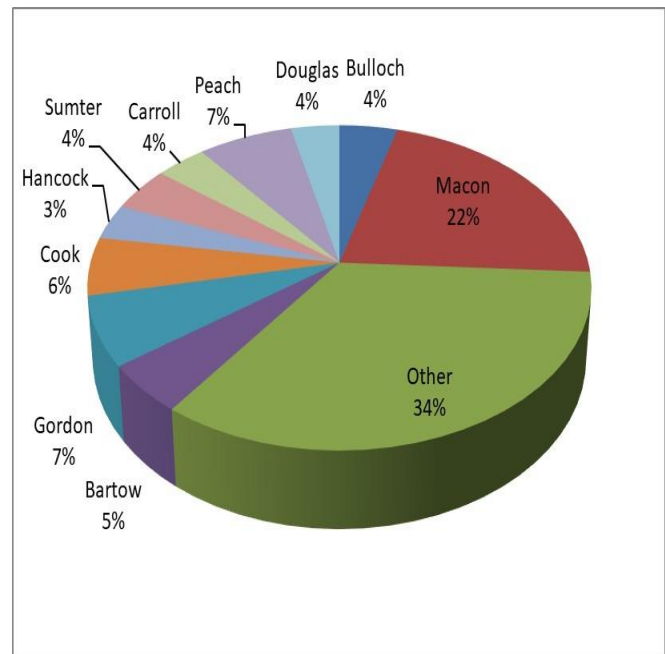
Percent of Ornamental Horticulture
10.21%

Top Ten Counties by Value - Turfgrass

| County | Acres | Price | Harvest | Farm gate |
|---------|-------|-------------|---------|--------------|
| Macon | 6,000 | \$6,500.00 | 0.70 | \$27,300,000 |
| Peach | 1,700 | \$7,500.00 | 0.70 | \$8,925,000 |
| Gordon | 1,910 | \$6,500.00 | 0.70 | \$8,690,500 |
| Cook | 1,611 | \$6,500.00 | 0.70 | \$7,330,050 |
| Bartow | 1,353 | \$6,500.00 | 0.70 | \$6,156,150 |
| Sumter | 1,800 | \$4,500.00 | 0.70 | \$5,670,000 |
| Bulloch | 1,200 | \$6,500.00 | 0.70 | \$5,460,000 |
| Carroll | 422 | \$16,000.00 | 0.70 | \$4,726,400 |
| Douglas | 250 | \$26,136.00 | 0.70 | \$4,573,800 |
| Hancock | 210 | \$30,492.00 | 0.70 | \$4,482,324 |

Top Ten Counties

For Turfgrass



Miscellaneous Ornamental Horticulture Farm Gate Value 2021

| Rank | County | Farm gate | Rank | County | Farm gate | Rank | County | Farm gate |
|------|---------------|--------------|------|------------|-------------|------------------------------|------------|---------------------------|
| - | Appling | \$0 | 36 | Fannin | \$5,000 | - | Oglethorpe | \$0 |
| - | Atkinson | \$0 | - | Fayette | \$0 | - | Paulding | \$0 |
| - | Bacon | \$0 | 12 | Floyd | \$240,000 | - | Peach | \$0 |
| 6 | Baker | \$1,200,000 | 25 | Forsyth | \$21,200 | - | Pickens | \$0 |
| 35 | Baldwin | \$5,500 | 28 | Franklin | \$15,000 | - | Pierce | \$0 |
| 23 | Banks | \$35,000 | 8 | Fulton | \$570,000 | 14 | Pike | \$126,000 |
| 33 | Barrow | \$7,000 | 36 | Gilmer | \$5,000 | 39 | Polk | \$2,200 |
| 33 | Bartow | \$7,000 | - | Glascocock | \$0 | - | Pulaski | \$0 |
| - | Ben Hill | \$0 | - | Glynn | \$0 | - | Putnam | \$0 |
| - | Berrien | \$0 | - | Gordon | \$0 | - | Quitman | \$0 |
| - | Bibb | \$0 | - | Grady | \$0 | - | Rabun | \$0 |
| - | Bleckley | \$0 | 9 | Greene | \$350,000 | - | Randolph | \$0 |
| - | Brantley | \$0 | - | Gwinnett | \$0 | 11 | Richmond | \$300,005 |
| - | Brooks | \$0 | 10 | Habersham | \$309,000 | 28 | Rockdale | \$15,000 |
| 38 | Bryan | \$3,000 | 7 | Hall | \$858,000 | - | Schley | \$0 |
| - | Bulloch | \$0 | 31 | Hancock | \$9,000 | - | Screven | \$0 |
| - | Burke | \$0 | - | Haralson | \$0 | - | Seminole | \$0 |
| - | Butts | \$0 | - | Harris | \$0 | 35 | Spalding | \$5,500 |
| - | Calhoun | \$0 | - | Hart | \$0 | 24 | Stephens | \$30,000 |
| - | Camden | \$0 | - | Heard | \$0 | 36 | Stewart | \$5,000 |
| - | Candler | \$0 | - | Henry | \$0 | - | Sumter | \$0 |
| 37 | Carroll | \$3,470 | 26 | Houston | \$20,000 | - | Talbot | \$0 |
| 20 | Catoosa | \$50,000 | - | Irwin | \$0 | - | Taliaferro | \$0 |
| - | Charlton | \$0 | 19 | Jackson | \$65,000 | - | Tattnall | \$0 |
| - | Chatham | \$0 | - | Jasper | \$0 | 2 | Taylor | \$20,000,000 |
| - | Chattahoochee | \$0 | - | Jeff Davis | \$0 | 21 | Telfair | \$42,000 |
| - | Chattooga | \$0 | - | Jefferson | \$0 | 32 | Terrell | \$8,000 |
| 1 | Cherokee | \$22,125,000 | - | Jenkins | \$0 | - | Thomas | \$0 |
| 34 | Clarke | \$6,000 | 35 | Johnson | \$5,500 | - | Tift | \$0 |
| - | Clay | \$0 | - | Jones | \$0 | - | Toombs | \$0 |
| - | Clayton | \$0 | - | Lamar | \$0 | - | Towns | \$0 |
| 16 | Clinch | \$85,000 | - | Lanier | \$0 | - | Treutlen | \$0 |
| - | Cobb | \$0 | - | Laurens | \$0 | - | Troup | \$0 |
| - | Coffee | \$0 | - | Lee | \$0 | - | Turner | \$0 |
| 33 | Colquitt | \$7,000 | 38 | Liberty | \$3,000 | - | Twiggs | \$0 |
| - | Columbia | \$0 | - | Lincoln | \$0 | 17 | Union | \$82,500 |
| - | Cook | \$0 | - | Long | \$0 | - | Upson | \$0 |
| - | Coweta | \$0 | 22 | Lowndes | \$39,250 | 28 | Walker | \$15,000 |
| 3 | Crawford | \$15,000,000 | 27 | Lumpkin | \$18,000 | 30 | Walton | \$10,000 |
| 38 | Crisp | \$3,000 | 5 | Macon | \$1,503,000 | - | Ware | \$0 |
| - | Dade | \$0 | 13 | Madison | \$205,000 | - | Warren | \$0 |
| 29 | Dawson | \$12,000 | - | Marion | \$0 | - | Washington | \$0 |
| - | Decatur | \$0 | - | McDuffie | \$0 | - | Wayne | \$0 |
| - | Dekalb | \$0 | - | McIntosh | \$0 | - | Webster | \$0 |
| - | Dodge | \$0 | - | Meriwether | \$0 | 26 | Wheeler | \$20,000 |
| - | Dooley | \$0 | - | Miller | \$0 | 15 | White | \$115,000 |
| 40 | Dougherty | \$200 | - | Mitchell | \$0 | - | Whitfield | \$0 |
| 29 | Douglas | \$12,000 | - | Monroe | \$0 | - | Wilcox | \$0 |
| - | Early | \$0 | - | Montgomery | \$0 | - | Wilkes | \$0 |
| - | Echols | \$0 | - | Morgan | \$0 | - | Wilkinson | \$0 |
| - | Effingham | \$0 | - | Murray | \$0 | - | Worth | \$0 |
| - | Elbert | \$0 | - | Muscogee | \$0 | Totals & Avg. | | \$67,888,325 |
| 18 | Emanuel | \$80,000 | 4 | Newton | \$4,212,000 | Percent of Ornamental | | Horticulture 5.48% |
| - | Evans | \$0 | 27 | Oconee | \$18,000 | | | |

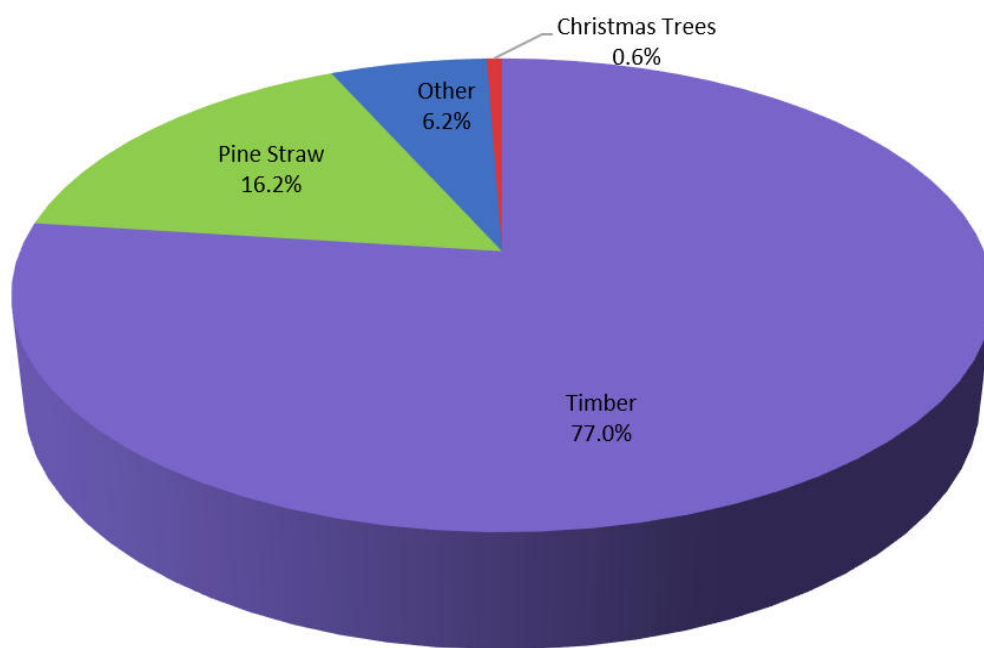
Total Ornamental Horticulture Value

| Rank | County | Farm gate | Rank | County | Farm gate | Rank | County | Farm gate |
|------|---------------|---------------|------|------------|---------------|--|------------|--------------|
| 38 | Appling | \$7,712,000 | 15 | Fayette | \$19,001,346 | 24 | Peach | \$13,460,000 |
| - | Atkinson | \$0 | 39 | Floyd | \$7,427,272 | 128 | Pickens | \$102,300 |
| 123 | Bacon | \$159,000 | 3 | Forsyth | \$92,417,358 | 113 | Pierce | \$351,500 |
| 71 | Baker | \$2,433,700 | 83 | Franklin | \$1,286,676 | 37 | Pike | \$7,806,410 |
| 92 | Baldwin | \$932,552 | 36 | Fulton | \$8,039,533 | 43 | Polk | \$6,389,050 |
| 102 | Banks | \$609,750 | 97 | Gilmer | \$760,200 | 16 | Pulaski | \$18,435,500 |
| 131 | Barrow | \$78,294 | 98 | Glascock | \$740,000 | 40 | Putnam | \$7,315,000 |
| 30 | Bartow | \$11,087,972 | 106 | Glynn | \$551,200 | - | Quitman | \$0 |
| - | Ben Hill | \$0 | 33 | Gordon | \$9,211,548 | 44 | Rabun | \$6,163,235 |
| 45 | Berrien | \$6,069,506 | 6 | Grady | \$60,296,320 | - | Randolph | \$0 |
| 135 | Bibb | \$34,560 | 14 | Greene | \$19,025,000 | 57 | Richmond | \$4,591,008 |
| - | Bleckley | \$0 | 1 | Gwinnett | \$104,710,000 | 67 | Rockdale | \$3,040,000 |
| 129 | Brantley | \$96,000 | 55 | Habersham | \$4,789,100 | 116 | Schley | \$290,000 |
| - | Brooks | \$0 | 51 | Hall | \$5,113,904 | 99 | Screven | \$655,150 |
| 108 | Bryan | \$446,092 | 52 | Hancock | \$5,091,324 | 85 | Seminole | \$1,192,460 |
| 25 | Bulloch | \$12,979,256 | 111 | Haralson | \$389,390 | 64 | Spalding | \$3,294,700 |
| 107 | Burke | \$544,000 | 101 | Harris | \$636,649 | 119 | Stephens | \$190,000 |
| 29 | Butts | \$11,207,620 | 31 | Hart | \$10,561,660 | 134 | Stewart | \$35,000 |
| - | Calhoun | \$0 | 96 | Heard | \$796,250 | 50 | Sumter | \$5,670,000 |
| 68 | Camden | \$3,010,867 | 61 | Henry | \$3,941,341 | - | Talbot | \$0 |
| 121 | Candler | \$182,000 | 72 | Houston | \$2,295,000 | - | Taliaferro | \$0 |
| 56 | Carroll | \$4,784,470 | 90 | Irwin | \$1,004,700 | - | Tattnall | \$0 |
| 60 | Catoosa | \$4,318,980 | 66 | Jackson | \$3,144,495 | 13 | Taylor | \$20,000,000 |
| 117 | Charlton | \$276,300 | 19 | Jasper | \$15,765,000 | 112 | Telfair | \$354,000 |
| 118 | Chatham | \$240,000 | 124 | Jeff Davis | \$154,400 | 110 | Terrell | \$408,000 |
| - | Chattahoochee | \$0 | - | Jefferson | \$0 | 46 | Thomas | \$6,046,500 |
| - | Chattooga | \$0 | - | Jenkins | \$0 | 48 | Tift | \$5,948,970 |
| 8 | Cherokee | \$35,761,037 | 76 | Johnson | \$1,719,500 | 32 | Toombs | \$9,821,488 |
| 28 | Clarke | \$12,358,070 | 54 | Jones | \$4,797,847 | 84 | Towns | \$1,244,000 |
| - | Clay | \$0 | 115 | Lamar | \$319,467 | 80 | Treutlen | \$1,425,416 |
| 23 | Clayton | \$14,033,520 | - | Lanier | \$0 | 63 | Troup | \$3,453,077 |
| 130 | Clinch | \$85,000 | 49 | Laurens | \$5,908,489 | 100 | Turner | \$639,157 |
| 47 | Cobb | \$5,978,329 | 77 | Lee | \$1,636,746 | 114 | Twiggs | \$321,363 |
| 12 | Coffee | \$20,210,655 | 122 | Liberty | \$167,500 | 17 | Union | \$18,197,500 |
| 75 | Colquitt | \$1,734,600 | 126 | Lincoln | \$107,232 | - | Upson | \$0 |
| 2 | Columbia | \$101,560,410 | - | Long | \$0 | 103 | Walker | \$577,355 |
| 22 | Cook | \$14,459,559 | 26 | Lowndes | \$12,823,270 | 7 | Walton | \$43,242,163 |
| - | Coweta | \$0 | 62 | Lumpkin | \$3,892,818 | 69 | Ware | \$2,641,360 |
| 11 | Crawford | \$25,597,180 | 9 | Macon | \$28,803,000 | 82 | Warren | \$1,330,500 |
| 105 | Crisp | \$553,048 | 91 | Madison | \$962,767 | 104 | Washington | \$560,000 |
| 70 | Dade | \$2,523,022 | 93 | Marion | \$913,050 | - | Wayne | \$0 |
| 95 | Dawson | \$819,684 | 5 | McDuffie | \$64,642,207 | 109 | Webster | \$420,000 |
| 120 | Decatur | \$189,000 | 133 | McIntosh | \$46,000 | 127 | Wheeler | \$102,800 |
| 18 | Dekalb | \$18,187,487 | 27 | Meriwether | \$12,668,310 | 125 | White | \$115,000 |
| - | Dodge | \$0 | - | Miller | \$0 | 89 | Whitfield | \$1,006,840 |
| 88 | Dooley | \$1,014,000 | 42 | Mitchell | \$6,730,000 | 86 | Wilcox | \$1,134,750 |
| 53 | Dougherty | \$4,925,177 | 94 | Monroe | \$880,000 | 34 | Wilkes | \$9,115,657 |
| 58 | Douglas | \$4,585,800 | 132 | Montgomery | \$71,294 | 78 | Wilkinson | \$1,505,434 |
| 73 | Early | \$1,911,000 | 4 | Morgan | \$82,953,750 | 81 | Worth | \$1,382,890 |
| - | Echols | \$0 | 74 | Murray | \$1,853,778 | Totals & Avg. \$1,237,792,829 | | |
| 41 | Effingham | \$6,985,295 | - | Muscogee | \$0 | | | |
| 65 | Elbert | \$3,254,180 | 59 | Newton | \$4,391,575 | | | |
| 79 | Emanuel | \$1,427,500 | 35 | Oconee | \$8,437,188 | | | |
| 20 | Evans | \$15,555,976 | 21 | Oglethorpe | \$15,335,504 | | | |
| 87 | Fannin | \$1,116,670 | 10 | Paulding | \$28,577,220 | | | |

2021 Georgia Forestry and Products Farm Gate Value

\$858,214,933

Forestry and Products 2021 Farm Gate Value

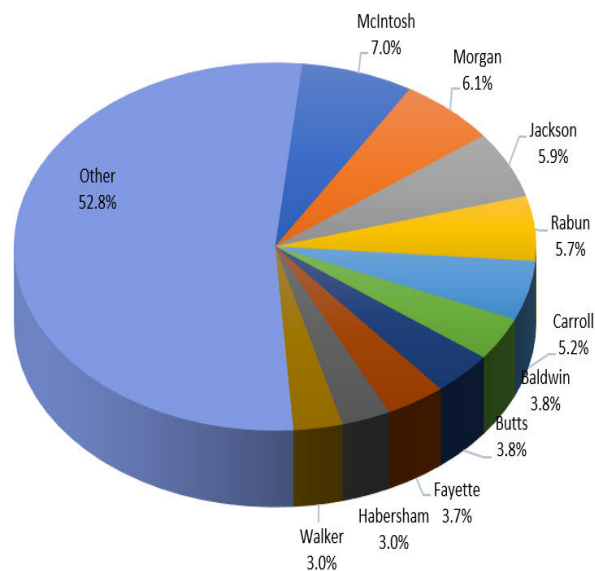


Christmas Trees Farm Gate Value 2021

| Rank | County | Acres | Harvest | \$/Acre | Farm gate | Rank | County | Acres | Harvest | \$/Acre | Farm gate |
|------|---------------|-------|---------|--------------|-----------|------|------------|-------|---------|-------------|-----------|
| - | Appling | | | | \$0 | 42 | Gilmer | 2 | 0.25 | \$16,000.00 | \$8,000 |
| - | Atkinson | | | | \$0 | - | Glascocock | | | | \$0 |
| - | Bacon | | | | \$0 | - | Glynn | | | | \$0 |
| - | Baker | | | | \$0 | - | Gordon | | | | \$0 |
| 7 | Baldwin | 50 | 0.25 | \$16,000.00 | \$200,000 | 39 | Grady | 3 | 0.25 | \$16,000.00 | \$12,000 |
| - | Banks | | | | \$0 | - | Greene | | | | \$0 |
| - | Barrow | | | | \$0 | 1 | Gwinnett | 10 | 0.25 | \$16,000.00 | \$40,000 |
| 34 | Bartow | 6 | 0.25 | \$16,000.00 | \$22,000 | 9 | Habersham | 40 | 0.25 | \$16,000.00 | \$160,000 |
| - | Ben Hill | | | | \$0 | 31 | Hall | 7 | 0.25 | \$16,000.00 | \$28,000 |
| 25 | Berrien | 10 | 0.25 | \$16,000.00 | \$40,000 | - | Hancock | | | | \$0 |
| 27 | Bibb | 9 | 0.25 | \$16,000.00 | \$36,000 | 17 | Haralson | 20 | 0.25 | \$16,000.00 | \$80,000 |
| - | Bleckley | | | | \$0 | - | Harris | | | | \$0 |
| - | Brantley | | | | \$0 | 13 | Hart | 30 | 0.25 | \$16,000.00 | \$120,000 |
| - | Brooks | | | | \$0 | - | Heard | | | | \$0 |
| - | Bryan | | | | \$0 | 10 | Henry | 30 | 0.25 | \$21,000.00 | \$157,500 |
| 30 | Bulloch | 8 | 0.25 | \$16,000.00 | \$32,000 | - | Houston | | | | \$0 |
| 40 | Burke | 14 | 0.25 | \$3,000.00 | \$10,500 | - | Irwin | | | | \$0 |
| 7 | Butts | 50 | 0.25 | \$16,000.00 | \$200,000 | 4 | Jackson | 65 | 0.25 | \$19,000.00 | \$308,750 |
| - | Calhoun | | | | \$0 | - | Jasper | | | | \$0 |
| - | Camden | | | | \$0 | - | Jeff Davis | | | | \$0 |
| - | Candler | | | | \$0 | - | Jefferson | | | | \$0 |
| 6 | Carroll | 11 | 0.25 | \$100,000.00 | \$275,000 | - | Jenkins | | | | \$0 |
| 45 | Catoosa | 1 | 0.25 | \$16,000.00 | \$4,000 | - | Johnson | | | | \$0 |
| - | Charlton | | | | \$0 | - | Jones | | | | \$0 |
| - | Chatham | | | | \$0 | 16 | Lamar | 24 | 0.25 | \$16,000.00 | \$96,000 |
| - | Chattahoochee | | | | \$0 | - | Lanier | | | | \$0 |
| - | Chattooga | | | | \$0 | 39 | Laurens | 3 | 0.25 | \$16,000.00 | \$12,000 |
| 33 | Cherokee | 6 | 0.25 | \$16,000.00 | \$24,000 | 25 | Lee | 10 | 0.25 | \$16,000.00 | \$40,000 |
| - | Clarke | | | | \$0 | 28 | Liberty | 5 | 0.25 | \$28,000.00 | \$35,000 |
| - | Clay | | | | \$0 | 43 | Lincoln | 5 | 0.25 | \$5,000.00 | \$6,250 |
| 20 | Clayton | 15 | 0.25 | \$18,000.00 | \$67,500 | - | Long | | | | \$0 |
| - | Clinch | | | | \$0 | - | Lowndes | | | | \$0 |
| 29 | Cobb | 9 | 0.25 | \$16,000.00 | \$34,000 | 33 | Lumpkin | 6 | 0.25 | \$16,000.00 | \$24,000 |
| - | Coffee | | | | \$0 | - | Macon | | | | \$0 |
| - | Colquitt | | | | \$0 | - | Madison | | | | \$0 |
| - | Columbia | | | | \$0 | - | Marion | | | | \$0 |
| - | Cook | | | | \$0 | - | McDuffie | | | | \$0 |
| - | Coweta | | | | \$0 | 2 | McIntosh | 20 | 0.25 | \$73,400.00 | \$367,000 |
| - | Crawford | | | | \$0 | 30 | Meriwether | 8 | 0.25 | \$16,000.00 | \$32,000 |
| 11 | Crisp | 30 | 0.25 | \$20,000.00 | \$150,000 | - | Miller | | | | \$0 |
| - | Dade | | | | \$0 | 41 | Mitchell | 5 | 0.25 | \$7,000.00 | \$8,750 |
| - | Dawson | | | | \$0 | 22 | Monroe | 15 | 0.25 | \$16,000.00 | \$60,000 |
| 41 | Decatur | 5 | 0.25 | \$7,000.00 | \$8,750 | - | Montgomery | | | | \$0 |
| - | Dekalb | | | | \$0 | 3 | Morgan | 80 | 0.25 | \$16,000.00 | \$320,000 |
| - | Dodge | | | | \$0 | - | Murray | | | | \$0 |
| - | Dooly | | | | \$0 | - | Muscogee | | | | \$0 |
| - | Dougherty | | | | \$0 | 21 | Newton | 35 | 0.25 | \$7,500.00 | \$65,625 |
| - | Douglas | | | | \$0 | 32 | Oconee | 30 | 0.25 | \$3,500.00 | \$26,250 |
| - | Early | | | | \$0 | - | Oglethorpe | | | | \$0 |
| - | Echols | | | | \$0 | 33 | Paulding | 6 | 0.25 | \$16,000.00 | \$24,000 |
| 14 | Effingham | 50 | 0.25 | \$9,000.00 | \$112,500 | 36 | Peach | 6 | 0.25 | \$12,000.00 | \$18,000 |
| 46 | Elbert | 2 | 0.25 | \$4,500.00 | \$2,250 | 47 | Pickens | 5 | 0.25 | \$1,000.00 | \$1,250 |
| - | Emanuel | | | | \$0 | - | Pierce | | | | \$0 |
| - | Evans | | | | \$0 | 18 | Pike | 19 | 0.25 | \$16,000.00 | \$76,000 |
| 22 | Fannin | 15 | 0.25 | \$16,000.00 | \$60,000 | - | Polk | | | | \$0 |
| 8 | Fayette | 49 | 0.25 | \$16,000.00 | \$196,000 | - | Pulaski | | | | \$0 |
| 15 | Floyd | 25 | 0.25 | \$16,000.00 | \$100,000 | - | Putnam | | | | \$0 |
| 12 | Forsyth | 8 | 0.25 | \$70,000.00 | \$140,000 | - | Quitman | | | | \$0 |
| - | Franklin | | | | \$0 | 5 | Rabun | 75 | 0.25 | \$16,000.00 | \$300,000 |
| 37 | Fulton | 4 | 0.25 | \$16,000.00 | \$16,000 | - | Randolph | | | | \$0 |

| Rank | County | Acres | Harvest | \$/Acre | Farm gate |
|---|------------|-------|---------|-------------|--------------------|
| 17 | Richmond | 20 | 0.25 | \$16,000.00 | \$80,000 |
| - | Rockdale | | | | \$0 |
| 32 | Schley | 5 | 0.25 | \$21,000.00 | \$26,250 |
| 45 | Screven | 1 | 0.25 | \$16,000.00 | \$4,000 |
| - | Seminole | | | | \$0 |
| 15 | Spalding | 25 | 0.25 | \$16,000.00 | \$100,000 |
| - | Stephens | | | | \$0 |
| - | Stewart | | | | \$0 |
| - | Sumter | | | | \$0 |
| - | Talbot | | | | \$0 |
| - | Taliaferro | | | | \$0 |
| - | Tattnall | | | | \$0 |
| - | Taylor | | | | \$0 |
| 44 | Telfair | 12 | 0.25 | \$2,000.00 | \$6,000 |
| - | Terrell | | | | \$0 |
| 17 | Thomas | 32 | 0.25 | \$10,000.00 | \$80,000 |
| 12 | Tift | 20 | 0.25 | \$28,000.00 | \$140,000 |
| - | Toombs | | | | \$0 |
| 47 | Towns | 1 | 0.25 | \$5,000.00 | \$1,250 |
| - | Treutlen | | | | \$0 |
| 35 | Troup | 5 | 0.25 | \$16,000.00 | \$20,000 |
| - | Turner | | | | \$0 |
| 13 | Twiggs | 30 | 0.25 | \$16,000.00 | \$120,000 |
| 32 | Union | 21 | 0.25 | \$5,000.00 | \$26,250 |
| 17 | Upson | 20 | 0.25 | \$16,000.00 | \$80,000 |
| 9 | Walker | 40 | 0.25 | \$16,000.00 | \$160,000 |
| 24 | Walton | 12 | 0.25 | \$16,000.00 | \$48,000 |
| - | Ware | | | | \$0 |
| 19 | Warren | 18 | 0.25 | \$16,000.00 | \$72,000 |
| - | Washington | | | | \$0 |
| 23 | Wayne | 6 | 0.25 | \$35,000.00 | \$52,500 |
| - | Webster | | | | \$0 |
| - | Wheeler | | | | \$0 |
| - | White | | | | \$0 |
| - | Whitfield | | | | \$0 |
| 38 | Wilcox | 6 | 0.25 | \$10,000.00 | \$15,000 |
| 26 | Wilkes | 10 | 0.25 | \$15,000.00 | \$37,500 |
| - | Wilkinson | | | | \$0 |
| 25 | Worth | 10 | 0.25 | \$16,000.00 | \$40,000 |
| Totals & Avg. 11,225 | | | | | \$5,265,625 |
| Percent of Forestry Products 0.61% | | | | | |

Top Ten Counties For Christmas Trees



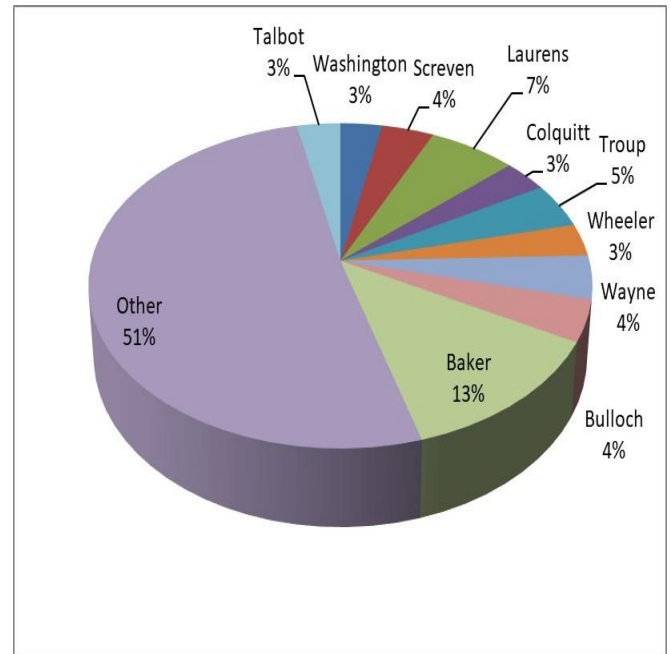
Top Ten Counties by Value - Christmas Trees

| County | Acres | Harvest | \$/Acre | Farm gate |
|-----------|-------|---------|--------------|-----------|
| McIntosh | 20 | 0.25 | \$73,400.00 | \$367,000 |
| Morgan | 80 | 0.25 | \$16,000.00 | \$320,000 |
| Jackson | 65 | 0.25 | \$19,000.00 | \$308,750 |
| Rabun | 75 | 0.25 | \$16,000.00 | \$300,000 |
| Carroll | 11 | 0.25 | \$100,000.00 | \$275,000 |
| Baldwin | 50 | 0.25 | \$16,000.00 | \$200,000 |
| Butts | 50 | 0.25 | \$16,000.00 | \$200,000 |
| Fayette | 49 | 0.25 | \$16,000.00 | \$196,000 |
| Habersham | 40 | 0.25 | \$16,000.00 | \$160,000 |
| Walker | 40 | 0.25 | \$16,000.00 | \$160,000 |

Pine Straw Farm Gate Value 2021

| Rank | County | Acres | \$/Acre | Farm gate | Rank | County | Acres | \$/Acre | Farm gate |
|------|---------------|---------|----------|--------------|------|------------|--------|----------|-------------|
| 21 | Appling | 6,000 | \$225.00 | \$1,350,000 | - | Gilmer | | | \$0 |
| 15 | Atkinson | 10,000 | \$225.00 | \$2,250,000 | 31 | Glascocock | 3,000 | \$250.00 | \$750,000 |
| 51 | Bacon | 415 | \$225.00 | \$93,375 | - | Glynn | | | \$0 |
| 1 | Baker | 125,000 | \$140.00 | \$17,500,000 | - | Gordon | | | \$0 |
| 65 | Baldwin | 110 | \$225.00 | \$24,750 | 48 | Grady | 600 | \$225.00 | \$135,000 |
| - | Banks | | | \$0 | - | Greene | | | \$0 |
| - | Barrow | | | \$0 | - | Gwinnett | | | \$0 |
| - | Bartow | | | \$0 | - | Habersham | | | \$0 |
| 40 | Ben Hill | 2,200 | \$150.00 | \$330,000 | - | Hall | | | \$0 |
| 39 | Berrien | 1,500 | \$225.00 | \$337,500 | 32 | Hancock | 3,000 | \$225.00 | \$675,000 |
| - | Bibb | | | \$0 | - | Haralson | | | \$0 |
| 12 | Bleckley | 12,500 | \$225.00 | \$2,812,500 | 33 | Harris | 2,500 | \$225.00 | \$562,500 |
| 22 | Brantley | 7,000 | \$175.00 | \$1,225,000 | 54 | Hart | 500 | \$140.00 | \$70,000 |
| 11 | Brooks | 12,750 | \$225.00 | \$2,868,750 | - | Heard | | | \$0 |
| 59 | Bryan | 250 | \$175.00 | \$43,750 | - | Henry | | | \$0 |
| 5 | Bulloch | 25,450 | \$225.00 | \$5,726,250 | 50 | Houston | 500 | \$200.00 | \$100,000 |
| 27 | Burke | 4,250 | \$225.00 | \$956,250 | 9 | Irwin | 18,000 | \$225.00 | \$4,050,000 |
| - | Butts | | | \$0 | - | Jackson | | | \$0 |
| 15 | Calhoun | 10,000 | \$225.00 | \$2,250,000 | 67 | Jasper | 50 | \$225.00 | \$11,250 |
| - | Camden | | | \$0 | 10 | Jeff Davis | 15,000 | \$225.00 | \$3,375,000 |
| 20 | Candler | 9,000 | \$200.00 | \$1,800,000 | 37 | Jefferson | 2,200 | \$175.00 | \$385,000 |
| - | Carroll | | | \$0 | 54 | Jenkins | 350 | \$200.00 | \$70,000 |
| - | Catoosa | | | \$0 | 14 | Johnson | 9,500 | \$250.00 | \$2,375,000 |
| 24 | Charlton | 6,000 | \$175.00 | \$1,050,000 | - | Jones | | | \$0 |
| - | Chatham | | | \$0 | 28 | Lamar | 4,000 | \$225.00 | \$900,000 |
| - | Chattahoochee | | | \$0 | 43 | Lanier | 1,000 | \$225.00 | \$225,000 |
| - | Chattooga | | | \$0 | 2 | Laurens | 30,000 | \$300.00 | \$9,000,000 |
| - | Cherokee | | | \$0 | 57 | Lee | 200 | \$225.00 | \$45,000 |
| - | Clarke | | | \$0 | 47 | Liberty | 1,000 | \$150.00 | \$150,000 |
| 56 | Clay | 215 | \$227.00 | \$48,805 | 62 | Lincoln | 150 | \$225.00 | \$33,750 |
| 69 | Clayton | 20 | \$140.00 | \$2,800 | 19 | Long | 10,000 | \$200.00 | \$2,000,000 |
| 43 | Clinch | 1,000 | \$225.00 | \$225,000 | 36 | Lowndes | 1,800 | \$225.00 | \$405,000 |
| - | Cobb | | | \$0 | - | Lumpkin | | | \$0 |
| 45 | Coffee | 1,500 | \$140.00 | \$210,000 | - | Macon | | | \$0 |
| 7 | Colquitt | 20,000 | \$225.00 | \$4,500,000 | - | Madison | | | \$0 |
| 53 | Columbia | 350 | \$235.00 | \$82,250 | 18 | Marion | 9,000 | \$225.00 | \$2,025,000 |
| - | Cook | | | \$0 | - | McDuffie | | | \$0 |
| - | Coweta | | | \$0 | - | McIntosh | | | \$0 |
| - | Crawford | | | \$0 | 63 | Meriwether | 200 | \$140.00 | \$28,000 |
| 29 | Crisp | 3,500 | \$225.00 | \$787,500 | 43 | Miller | 1,000 | \$225.00 | \$225,000 |
| - | Dade | | | \$0 | 46 | Mitchell | 800 | \$225.00 | \$180,000 |
| - | Dawson | | | \$0 | 60 | Monroe | 300 | \$140.00 | \$42,000 |
| 49 | Decatur | 500 | \$225.00 | \$112,500 | 15 | Montgomery | 10,000 | \$225.00 | \$2,250,000 |
| - | Dekalb | | | \$0 | 67 | Morgan | 50 | \$225.00 | \$11,250 |
| 19 | Dodge | 8,000 | \$250.00 | \$2,000,000 | - | Murray | | | \$0 |
| 43 | Dooley | 1,000 | \$225.00 | \$225,000 | - | Muscogee | | | \$0 |
| 35 | Dougherty | 1,850 | \$225.00 | \$416,250 | - | Newton | | | \$0 |
| - | Douglas | | | \$0 | - | Oconee | | | \$0 |
| 29 | Early | 3,500 | \$225.00 | \$787,500 | 70 | Oglethorpe | 10 | \$225.00 | \$2,250 |
| 43 | Echols | 1,000 | \$225.00 | \$225,000 | - | Paulding | | | \$0 |
| 58 | Effingham | 220 | \$200.00 | \$44,000 | - | Peach | | | \$0 |
| 26 | Elbert | 5,000 | \$200.00 | \$1,000,000 | - | Pickens | | | \$0 |
| 49 | Emanuel | 500 | \$225.00 | \$112,500 | 24 | Pierce | 6,000 | \$175.00 | \$1,050,000 |
| 42 | Evans | 1,200 | \$200.00 | \$240,000 | - | Pike | | | \$0 |
| - | Fannin | | | \$0 | - | Polk | | | \$0 |
| - | Fayette | | | \$0 | 41 | Pulaski | 1,250 | \$225.00 | \$281,250 |
| 61 | Floyd | 100 | \$350.00 | \$35,000 | 55 | Putnam | 220 | \$225.00 | \$49,500 |
| - | Forsyth | | | \$0 | - | Quitman | | | \$0 |
| - | Franklin | | | \$0 | - | Rabun | | | \$0 |
| - | Fulton | | | \$0 | 44 | Randolph | 1,000 | \$215.00 | \$215,000 |

Top Ten Counties For Pine Straw



| Rank | County | Acres | \$/Acre | Farm gate |
|-------------------------------------|------------|----------------|----------|----------------------|
| 62 | Richmond | 150 | \$225.00 | \$33,750 |
| - | Rockdale | | | \$0 |
| 28 | Schley | 4,000 | \$225.00 | \$900,000 |
| 6 | Screven | 24,000 | \$225.00 | \$5,400,000 |
| 43 | Seminole | 1,000 | \$225.00 | \$225,000 |
| - | Spalding | | | \$0 |
| 68 | Stephens | 25 | \$225.00 | \$5,625 |
| - | Stewart | | | \$0 |
| 52 | Sumter | 400 | \$225.00 | \$90,000 |
| 7 | Talbot | 20,000 | \$225.00 | \$4,500,000 |
| - | Taliaferro | | | \$0 |
| 17 | Tattnall | 15,000 | \$140.00 | \$2,100,000 |
| 38 | Taylor | 1,500 | \$250.00 | \$375,000 |
| 10 | Telfair | 15,000 | \$225.00 | \$3,375,000 |
| 43 | Terrell | 1,000 | \$225.00 | \$225,000 |
| 34 | Thomas | 2,100 | \$250.00 | \$525,000 |
| 21 | Tift | 6,000 | \$225.00 | \$1,350,000 |
| 16 | Toombs | 9,950 | \$225.00 | \$2,238,750 |
| - | Towns | | | \$0 |
| 13 | Treutlen | 9,500 | \$275.00 | \$2,612,500 |
| 3 | Troup | 42,000 | \$150.00 | \$6,300,000 |
| 23 | Turner | 6,500 | \$180.00 | \$1,170,000 |
| 15 | Twiggs | 10,000 | \$225.00 | \$2,250,000 |
| - | Union | | | \$0 |
| 25 | Upson | 4,500 | \$225.00 | \$1,012,500 |
| - | Walker | | | \$0 |
| 64 | Walton | 120 | \$225.00 | \$27,000 |
| 30 | Ware | 5,550 | \$140.00 | \$777,000 |
| 28 | Warren | 3,600 | \$250.00 | \$900,000 |
| 8 | Washington | 18,000 | \$240.00 | \$4,320,000 |
| 4 | Wayne | 30,000 | \$200.00 | \$6,000,000 |
| 32 | Webster | 3,000 | \$225.00 | \$675,000 |
| 7 | Wheeler | 20,000 | \$225.00 | \$4,500,000 |
| - | White | | | \$0 |
| - | Whitfield | | | \$0 |
| 39 | Wilcox | 1,500 | \$225.00 | \$337,500 |
| 63 | Wilkes | 200 | \$140.00 | \$28,000 |
| 66 | Wilkinson | 45 | \$275.00 | \$12,375 |
| 10 | Worth | 15,000 | \$225.00 | \$3,375,000 |
| Totals & Avg. | | 684,700 | | \$138,988,980 |
| Percent of Forestry Products | | | | 16.20% |

Top Ten Counties by Value - Pine Straw

| County | Acres | \$/Acre | Farm gate |
|------------|---------|----------|--------------|
| Baker | 125,000 | \$140.00 | \$17,500,000 |
| Laurens | 30,000 | \$300.00 | \$9,000,000 |
| Troup | 42,000 | \$150.00 | \$6,300,000 |
| Wayne | 30,000 | \$200.00 | \$6,000,000 |
| Bulloch | 25,450 | \$225.00 | \$5,726,250 |
| Screven | 24,000 | \$225.00 | \$5,400,000 |
| Colquitt | 20,000 | \$225.00 | \$4,500,000 |
| Talbot | 20,000 | \$225.00 | \$4,500,000 |
| Wheeler | 20,000 | \$225.00 | \$4,500,000 |
| Washington | 18,000 | \$240.00 | \$4,320,000 |

Timber Farm Gate Value 2021

| Rank | County | Farm gate Value | Rank | County | Farm gate Value |
|------|---------------|-----------------|------|------------|-----------------|
| 11 | Appling | \$12,513,318 | 120 | Gilmer | \$389,567 |
| 33 | Atkinson | \$6,677,335 | 94 | Glascock | \$1,557,049 |
| 57 | Bacon | \$4,901,306 | 54 | Glynn | \$5,020,949 |
| 99 | Baker | \$1,420,386 | 135 | Gordon | \$159,402 |
| 75 | Baldwin | \$3,231,124 | 38 | Grady | \$6,209,792 |
| 122 | Banks | \$338,958 | 52 | Greene | \$5,313,520 |
| 134 | Barrow | \$188,959 | - | Gwinnett | \$0 |
| 101 | Bartow | \$1,306,562 | 147 | Habersham | \$1,250 |
| 45 | Ben Hill | \$5,828,088 | 124 | Hall | \$325,953 |
| 44 | Berrien | \$5,907,395 | 10 | Hancock | \$12,572,214 |
| 123 | Bibb | \$332,565 | 80 | Haralson | \$2,506,828 |
| 92 | Bleckley | \$1,815,181 | 71 | Harris | \$3,559,855 |
| 23 | Brantley | \$8,619,541 | 125 | Hart | \$322,643 |
| 39 | Brooks | \$6,206,157 | 77 | Heard | \$3,129,176 |
| 53 | Bryan | \$5,202,769 | 144 | Henry | \$34,527 |
| 18 | Bulloch | \$10,175,440 | 83 | Houston | \$2,306,306 |
| 24 | Burke | \$8,479,865 | 62 | Irwin | \$4,283,000 |
| 108 | Butts | \$843,145 | 126 | Jackson | \$318,256 |
| 97 | Calhoun | \$1,486,868 | 70 | Jasper | \$3,603,907 |
| 7 | Camden | \$14,546,696 | 47 | Jeff Davis | \$5,627,975 |
| 68 | Candler | \$3,856,588 | 49 | Jefferson | \$5,582,963 |
| 103 | Carroll | \$1,125,903 | 27 | Jenkins | \$7,857,536 |
| - | Catoosa | \$0 | 48 | Johnson | \$5,600,050 |
| 12 | Charlton | \$11,950,145 | 72 | Jones | \$3,541,706 |
| 110 | Chatham | \$785,924 | 117 | Lamar | \$566,609 |
| 109 | Chattahoochee | \$811,045 | 98 | Lanier | \$1,455,254 |
| 93 | Chattooga | \$1,579,002 | 1 | Laurens | \$24,539,868 |
| 104 | Cherokee | \$1,085,620 | 100 | Lee | \$1,350,970 |
| 141 | Clarke | \$68,668 | 30 | Liberty | \$6,913,704 |
| 87 | Clay | \$2,188,160 | 86 | Lincoln | \$2,199,952 |
| - | Clayton | \$0 | 21 | Long | \$8,861,451 |
| 3 | Clinch | \$19,753,960 | 55 | Lowndes | \$4,998,845 |
| - | Cobb | \$0 | 136 | Lumpkin | \$131,965 |
| 15 | Coffee | \$10,590,407 | 69 | Macon | \$3,701,305 |
| 32 | Colquitt | \$6,701,311 | 111 | Madison | \$711,635 |
| 88 | Columbia | \$2,173,706 | 67 | Marion | \$3,892,473 |
| 113 | Cook | \$685,580 | 78 | McDuffie | \$3,072,106 |
| 112 | Coweta | \$710,293 | 13 | McIntosh | \$11,591,130 |
| 58 | Crawford | \$4,845,951 | 41 | Meriwether | \$6,068,885 |
| 84 | Crisp | \$2,226,787 | 127 | Miller | \$311,392 |
| - | Dade | \$0 | 35 | Mitchell | \$6,495,507 |
| 143 | Dawson | \$42,209 | 65 | Monroe | \$4,098,334 |
| 14 | Decatur | \$10,918,659 | 42 | Montgomery | \$6,028,189 |
| - | Dekalb | \$0 | 82 | Morgan | \$2,349,567 |
| 20 | Dodge | \$9,244,460 | 137 | Murray | \$127,381 |
| 85 | Dooly | \$2,208,119 | - | Muscogee | \$0 |
| 119 | Dougherty | \$451,797 | 118 | Newton | \$522,039 |
| 142 | Douglas | \$45,573 | 130 | Oconee | \$236,131 |
| 51 | Early | \$5,401,813 | 37 | Oglethorpe | \$6,355,685 |
| 6 | Echols | \$15,130,064 | 131 | Paulding | \$225,181 |
| 17 | Effingham | \$10,251,449 | 129 | Peach | \$270,778 |
| 105 | Elbert | \$1,063,800 | 139 | Pickens | \$100,730 |
| 8 | Emanuel | \$13,359,448 | 56 | Pierce | \$4,985,896 |
| 91 | Evans | \$1,843,352 | 114 | Pike | \$624,614 |
| 138 | Fannin | \$110,562 | 90 | Polk | \$1,955,759 |
| 140 | Fayette | \$74,979 | 89 | Pulaski | \$2,008,029 |
| 96 | Floyd | \$1,518,956 | 76 | Putnam | \$3,211,267 |
| - | Forsyth | \$0 | 81 | Quitman | \$2,505,737 |
| 115 | Franklin | \$601,384 | 146 | Rabun | \$10,787 |
| - | Fulton | \$0 | 26 | Randolph | \$8,204,781 |

| Rank | County | Farm gate Value |
|------|------------|-----------------|
| 102 | Richmond | \$1,229,569 |
| - | Rockdale | \$0 |
| 74 | Schley | \$3,484,430 |
| 4 | Screven | \$17,944,719 |
| 116 | Seminole | \$578,205 |
| 128 | Spalding | \$289,691 |
| 133 | Stephens | \$207,795 |
| 31 | Stewart | \$6,780,262 |
| 25 | Sumter | \$8,381,712 |
| 60 | Talbot | \$4,585,478 |
| 66 | Taliaferro | \$4,068,880 |
| 43 | Tattnall | \$5,984,545 |
| 59 | Taylor | \$4,779,879 |
| 19 | Telfair | \$10,131,442 |
| 95 | Terrell | \$1,531,338 |
| 40 | Thomas | \$6,166,991 |
| 106 | Tift | \$1,034,833 |
| 16 | Toombs | \$10,530,354 |
| - | Towns | \$0 |
| 61 | Treutlen | \$4,514,868 |
| 73 | Troup | \$3,496,607 |
| 63 | Turner | \$4,153,412 |
| 50 | Twiggs | \$5,410,423 |
| - | Union | \$0 |
| 64 | Upson | \$4,138,013 |
| 121 | Walker | \$370,864 |
| 107 | Walton | \$1,009,087 |
| 9 | Ware | \$12,615,527 |
| 29 | Warren | \$7,376,761 |
| 2 | Washington | \$21,494,480 |
| 5 | Wayne | \$16,068,115 |
| 79 | Webster | \$2,814,914 |
| 46 | Wheeler | \$5,784,475 |
| 145 | White | \$13,444 |
| 132 | Whitfield | \$215,817 |
| 36 | Wilcox | \$6,426,265 |
| 28 | Wilkes | \$7,698,367 |
| 34 | Wilkinson | \$6,617,871 |
| 22 | Worth | \$8,745,619 |

Totals & Avg. \$660,610,744

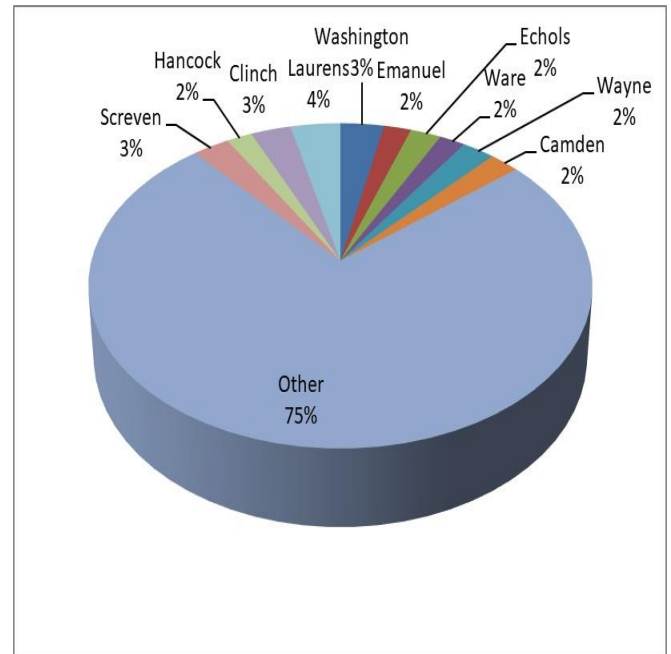
Percent of Forestry Products 76.97%

Top Ten Counties by Value - Timber

| County | Farm gate Value |
|------------|-----------------|
| Laurens | \$24,539,868 |
| Washington | \$21,494,480 |
| Clinch | \$19,753,960 |
| Screven | \$17,944,719 |
| Wayne | \$16,068,115 |
| Echols | \$15,130,064 |
| Camden | \$14,546,696 |
| Emanuel | \$13,359,448 |
| Ware | \$12,615,527 |
| Hancock | \$12,572,214 |

Top Ten Counties

For Timber



Miscellaneous Forestry Products Farm Gate Value 2021

| Rank | County | Farm gate | Rank | County | Farm gate | Rank | County | Farm gate |
|------|---------------|--------------|------|------------|-------------|---------------------------------------|------------|-------------|
| 47 | Appling | \$34,000 | - | Fannin | \$0 | 66 | Oglethorpe | \$10,000 |
| 101 | Atkinson | \$150 | - | Fayette | \$0 | - | Paulding | \$0 |
| 86 | Bacon | \$3,750 | 59 | Floyd | \$15,553 | 33 | Peach | \$80,000 |
| 12 | Baker | \$550,500 | 9 | Forsyth | \$1,400,000 | - | Pickens | \$0 |
| 29 | Baldwin | \$94,000 | - | Franklin | \$0 | 78 | Pierce | \$6,300 |
| 30 | Banks | \$90,000 | - | Fulton | \$0 | 98 | Pike | \$810 |
| - | Barrow | \$0 | - | Gilmer | \$0 | 63 | Polk | \$12,000 |
| 80 | Bartow | \$5,300 | - | Glascock | \$0 | 90 | Pulaski | \$2,250 |
| 82 | Ben Hill | \$4,920 | - | Glynn | \$0 | 25 | Putnam | \$117,000 |
| - | Berrien | \$0 | 43 | Gordon | \$44,000 | 73 | Quitman | \$8,150 |
| - | Bibb | \$0 | - | Grady | \$0 | - | Rabun | \$0 |
| 36 | Bleckley | \$66,000 | - | Greene | \$0 | 3 | Randolph | \$7,381,096 |
| 74 | Brantley | \$7,500 | - | Gwinnett | \$0 | 45 | Richmond | \$42,000 |
| - | Brooks | \$0 | - | Habersham | \$0 | - | Rockdale | \$0 |
| 61 | Bryan | \$15,000 | - | Hall | \$0 | 16 | Schley | \$300,000 |
| 49 | Bulloch | \$33,650 | 25 | Hancock | \$117,000 | 39 | Screven | \$55,250 |
| 10 | Burke | \$800,000 | - | Haralson | \$0 | - | Seminole | \$0 |
| 86 | Butts | \$3,750 | 32 | Harris | \$82,500 | 89 | Spalding | \$2,500 |
| 7 | Calhoun | \$2,744,700 | - | Hart | \$0 | 70 | Stephens | \$9,100 |
| - | Camden | \$0 | 92 | Heard | \$1,250 | 66 | Stewart | \$10,000 |
| - | Candler | \$0 | - | Henry | \$0 | 28 | Sumter | \$100,000 |
| 42 | Carroll | \$52,000 | 84 | Houston | \$4,150 | 52 | Talbot | \$30,000 |
| - | Catoosa | \$0 | 58 | Irwin | \$17,400 | - | Taliaferro | \$0 |
| 61 | Charlton | \$15,000 | 53 | Jackson | \$26,500 | - | Tattnall | \$0 |
| - | Chatham | \$0 | 21 | Jasper | \$168,000 | - | Taylor | \$0 |
| - | Chattahoochee | \$0 | 38 | Jeff Davis | \$60,000 | 40 | Telfair | \$54,400 |
| 85 | Chattooga | \$3,835 | 62 | Jefferson | \$14,000 | 14 | Terrell | \$500,000 |
| - | Cherokee | \$0 | 57 | Jenkins | \$18,800 | 4 | Thomas | \$5,000,000 |
| - | Clarke | \$0 | 20 | Johnson | \$192,000 | 2 | Tift | \$8,426,900 |
| 94 | Clay | \$1,000 | 87 | Jones | \$3,000 | 67 | Toombs | \$9,900 |
| 93 | Clayton | \$1,200 | 95 | Lamar | \$999 | 83 | Towns | \$4,500 |
| - | Clinch | \$0 | 102 | Lanier | \$120 | 77 | Treutlen | \$6,875 |
| - | Cobb | \$0 | 22 | Laurens | \$166,840 | 5 | Troup | \$4,500,000 |
| 31 | Coffee | \$86,000 | 69 | Lee | \$9,426 | 55 | Turner | \$20,445 |
| 1 | Colquitt | \$10,792,100 | 89 | Liberty | \$2,500 | 75 | Twiggs | \$7,432 |
| 26 | Columbia | \$116,000 | 97 | Lincoln | \$850 | 72 | Union | \$8,750 |
| - | Cook | \$0 | 66 | Long | \$10,000 | 60 | Upson | \$15,048 |
| 17 | Coweta | \$243,696 | 27 | Lowndes | \$112,500 | 64 | Walker | \$11,400 |
| - | Crawford | \$0 | 100 | Lumpkin | \$350 | 87 | Walton | \$3,000 |
| 79 | Crisp | \$5,650 | 88 | Macon | \$2,550 | 44 | Ware | \$43,500 |
| 18 | Dade | \$225,000 | 24 | Madison | \$135,000 | - | Warren | \$0 |
| 65 | Dawson | \$10,500 | 8 | Marion | \$1,966,266 | 15 | Washington | \$325,000 |
| 96 | Decatur | \$940 | - | McDuffie | \$0 | 6 | Wayne | \$3,210,000 |
| - | Dekalb | \$0 | - | McIntosh | \$0 | 13 | Webster | \$524,195 |
| 48 | Dodge | \$33,750 | - | Meriwether | \$0 | 35 | Wheeler | \$69,750 |
| 34 | Dooley | \$75,000 | - | Miller | \$0 | - | White | \$0 |
| 50 | Dougherty | \$33,456 | 81 | Mitchell | \$5,000 | - | Whitfield | \$0 |
| - | Douglas | \$0 | 46 | Monroe | \$41,200 | 78 | Wilcox | \$6,300 |
| 56 | Early | \$19,332 | 76 | Montgomery | \$7,200 | 41 | Wilkes | \$52,500 |
| 14 | Echols | \$500,000 | 37 | Morgan | \$60,200 | 54 | Wilkinson | \$22,500 |
| 51 | Effingham | \$32,500 | 23 | Murray | \$160,000 | 71 | Worth | \$8,800 |
| 19 | Elbert | \$195,000 | - | Muscogee | \$0 | Totals & Avg. \$53,349,584 | | |
| 11 | Emanuel | \$600,000 | 68 | Newton | \$9,750 | Percent of Forestry | | |
| 91 | Evans | \$1,350 | 99 | Oconee | \$500 | Products 6.22% | | |

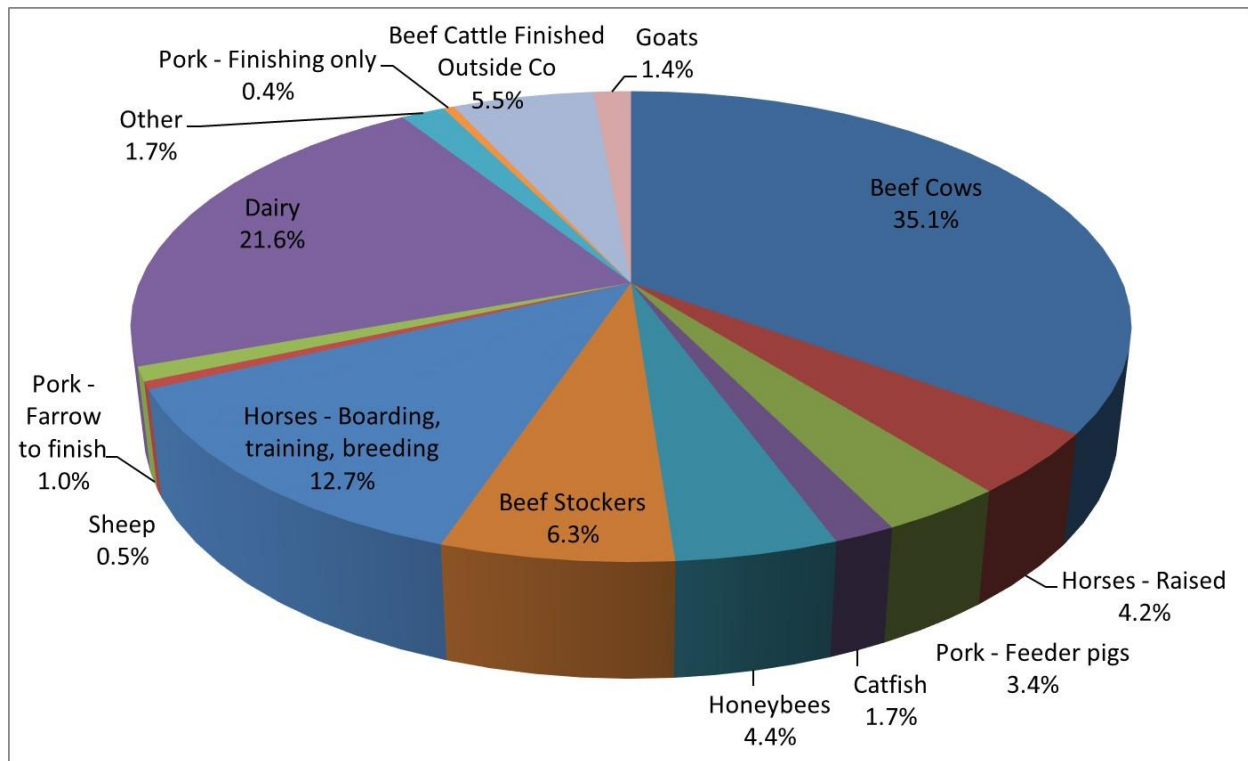
Total Forestry Products Value

| Rank | County | Farm gate | Rank | County | Farm gate | Rank | County | Farm gate |
|------|---------------|--------------|------|------------|--------------|--------------------------|------------|----------------------|
| 14 | Appling | \$13,897,318 | 133 | Fayette | \$270,979 | 128 | Peach | \$368,778 |
| 35 | Atkinson | \$8,927,485 | 100 | Floyd | \$1,669,509 | 145 | Pickens | \$101,980 |
| 69 | Bacon | \$4,998,431 | 103 | Forsyth | \$1,540,000 | 59 | Pierce | \$6,042,196 |
| 7 | Baker | \$19,470,886 | 120 | Franklin | \$601,384 | 117 | Pike | \$701,424 |
| 79 | Baldwin | \$3,549,874 | 153 | Fulton | \$16,000 | 98 | Polk | \$1,967,759 |
| 125 | Banks | \$428,958 | 126 | Gilmer | \$397,567 | 92 | Pulaski | \$2,291,529 |
| 141 | Barrow | \$188,959 | 91 | Glascocock | \$2,307,049 | 81 | Putnam | \$3,377,767 |
| 107 | Bartow | \$1,333,862 | 68 | Glynn | \$5,020,949 | 87 | Quitman | \$2,513,887 |
| 57 | Ben Hill | \$6,163,008 | 139 | Gordon | \$203,402 | 131 | Rabun | \$310,787 |
| 55 | Berrien | \$6,284,895 | 54 | Grady | \$6,356,792 | 10 | Randolph | \$15,800,877 |
| 129 | Bibb | \$368,565 | 64 | Greene | \$5,313,520 | 106 | Richmond | \$1,385,319 |
| 72 | Bleckley | \$4,693,681 | 150 | Gwinnett | \$40,000 | - | Rockdale | \$0 |
| 31 | Brantley | \$9,852,041 | 143 | Habersham | \$161,250 | 71 | Schley | \$4,710,680 |
| 33 | Brooks | \$9,074,907 | 130 | Hall | \$353,953 | 4 | Screven | \$23,403,969 |
| 65 | Bryan | \$5,261,519 | 17 | Hancock | \$13,364,214 | 115 | Seminole | \$803,205 |
| 8 | Bulloch | \$15,967,340 | 86 | Haralson | \$2,586,828 | 127 | Spalding | \$392,191 |
| 30 | Burke | \$10,246,615 | 74 | Harris | \$4,204,855 | 137 | Stephens | \$222,520 |
| 110 | Butts | \$1,046,895 | 124 | Hart | \$512,643 | 48 | Stewart | \$6,790,262 |
| 52 | Calhoun | \$6,481,568 | 83 | Heard | \$3,130,426 | 36 | Sumter | \$8,571,712 |
| 11 | Camden | \$14,546,696 | 140 | Henry | \$192,027 | 32 | Talbot | \$9,115,478 |
| 61 | Candler | \$5,656,588 | 89 | Houston | \$2,410,456 | 75 | Taliaferro | \$4,068,880 |
| 104 | Carroll | \$1,452,903 | 37 | Irwin | \$8,350,400 | 41 | Tattnall | \$8,084,545 |
| 156 | Catoosa | \$4,000 | 119 | Jackson | \$653,506 | 67 | Taylor | \$5,154,879 |
| 18 | Charlton | \$13,015,145 | 77 | Jasper | \$3,783,157 | 15 | Telfair | \$13,566,842 |
| 116 | Chatham | \$785,924 | 34 | Jeff Davis | \$9,062,975 | 94 | Terrell | \$2,256,338 |
| 114 | Chattahoochee | \$811,045 | 60 | Jefferson | \$5,981,963 | 22 | Thomas | \$11,771,991 |
| 101 | Chattooga | \$1,582,837 | 42 | Jenkins | \$7,946,336 | 25 | Tift | \$10,951,733 |
| 108 | Cherokee | \$1,109,620 | 40 | Johnson | \$8,167,050 | 19 | Toombs | \$12,779,004 |
| 147 | Clarke | \$68,668 | 80 | Jones | \$3,544,706 | 155 | Towns | \$5,750 |
| 96 | Clay | \$2,237,965 | 102 | Lamar | \$1,563,608 | 46 | Treutlen | \$7,134,243 |
| 146 | Clayton | \$71,500 | 99 | Lanier | \$1,680,374 | 12 | Troup | \$14,316,607 |
| 6 | Clinch | \$19,978,960 | 1 | Laurens | \$33,718,708 | 63 | Turner | \$5,343,857 |
| 152 | Cobb | \$34,000 | 105 | Lee | \$1,445,396 | 45 | Twiggs | \$7,787,855 |
| 26 | Coffee | \$10,886,407 | 47 | Liberty | \$7,101,204 | 151 | Union | \$35,000 |
| 5 | Colquitt | \$21,993,411 | 95 | Lincoln | \$2,240,802 | 66 | Upson | \$5,245,561 |
| 90 | Columbia | \$2,371,956 | 27 | Long | \$10,871,451 | 122 | Walker | \$542,264 |
| 118 | Cook | \$685,580 | 62 | Lowndes | \$5,516,345 | 109 | Walton | \$1,087,087 |
| 111 | Coweta | \$953,989 | 144 | Lumpkin | \$156,315 | 16 | Ware | \$13,436,027 |
| 70 | Crawford | \$4,845,951 | 78 | Macon | \$3,703,855 | 38 | Warren | \$8,348,761 |
| 82 | Crisp | \$3,169,937 | 113 | Madison | \$846,635 | 2 | Washington | \$26,139,480 |
| 136 | Dade | \$225,000 | 43 | Marion | \$7,883,739 | 3 | Wayne | \$25,330,615 |
| 148 | Dawson | \$52,709 | 84 | McDuffie | \$3,072,106 | 76 | Webster | \$4,014,109 |
| 24 | Decatur | \$11,040,849 | 21 | McIntosh | \$11,958,130 | 29 | Wheeler | \$10,354,225 |
| - | Dekalb | \$0 | 58 | Meriwether | \$6,128,885 | 154 | White | \$13,444 |
| 23 | Dodge | \$11,278,210 | 123 | Miller | \$536,392 | 138 | Whitfield | \$215,817 |
| 88 | Dooley | \$2,508,119 | 50 | Mitchell | \$6,689,257 | 49 | Wilcox | \$6,785,065 |
| 112 | Dougherty | \$901,503 | 73 | Monroe | \$4,241,534 | 44 | Wilkes | \$7,816,367 |
| 149 | Douglas | \$45,573 | 39 | Montgomery | \$8,285,389 | 51 | Wilkinson | \$6,652,746 |
| 56 | Early | \$6,208,645 | 85 | Morgan | \$2,741,017 | 20 | Worth | \$12,169,419 |
| 9 | Echols | \$15,855,064 | 132 | Murray | \$287,381 | Totals & Avg. | | \$858,214,933 |
| 28 | Effingham | \$10,440,449 | - | Muscogee | \$0 | | | |
| 93 | Elbert | \$2,261,050 | 121 | Newton | \$597,414 | | | |
| 13 | Emanuel | \$14,071,948 | 134 | Oconee | \$262,881 | | | |
| 97 | Evans | \$2,084,702 | 53 | Oglethorpe | \$6,367,935 | | | |
| 142 | Fannin | \$170,562 | 135 | Paulding | \$249,181 | | | |

2021 Georgia Livestock and Aquaculture Farm Gate Value

\$1,404,366,489

Livestock and Aquaculture 2021 Farm Gate Value

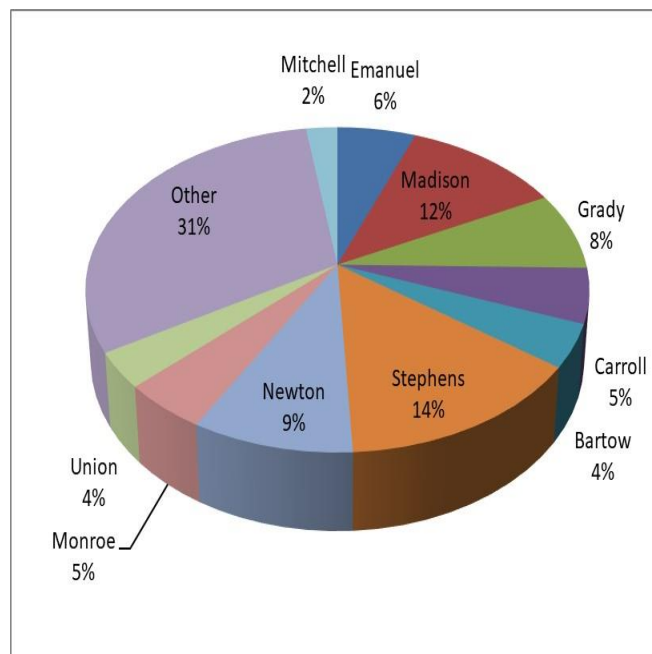


Beef Cattle Finished Outside County Farm Gate Value 2021

| Rank | County | No. Prod./Head | \$/lb | Farm gate | Rank | County | No. Prod./Head | \$/lb | Farm gate |
|-------------|---------------|-----------------------|--------------|------------------|-------------|---------------|-----------------------|--------------|------------------|
| 45 | Appling | 200 | 500.0 \$1.20 | \$120,000 | - | Gilmer | | | \$0 |
| 36 | Atkinson | 300 | 500.0 \$1.45 | \$217,500 | 22 | Glascocock | 750 | 500.0 \$1.20 | \$450,000 |
| - | Bacon | | | \$0 | - | Glynn | | | \$0 |
| 46 | Baker | 100 | 500.0 \$2.00 | \$100,000 | - | Gordon | | | \$0 |
| 47 | Baldwin | 150 | 500.0 \$1.06 | \$79,500 | 4 | Grady | 10,000 | 500.0 \$1.20 | \$6,000,000 |
| 21 | Banks | 800 | 500.0 \$1.20 | \$480,000 | 51 | Greene | 90 | 500.0 \$1.22 | \$54,900 |
| - | Barrow | | | \$0 | 12 | Gwinnett | 1,500 | 500.0 \$1.45 | \$1,087,500 |
| 8 | Bartow | 6,200 | 500.0 \$1.06 | \$3,286,000 | 29 | Habersham | 600 | 500.0 \$1.20 | \$360,000 |
| - | Ben Hill | | | \$0 | 23 | Hall | 700 | 510.0 \$1.20 | \$428,400 |
| - | Berrien | | | \$0 | 48 | Hancock | 130 | 500.0 \$1.20 | \$78,000 |
| - | Bibb | | | \$0 | 44 | Haralson | 200 | 500.0 \$1.22 | \$122,000 |
| 20 | Bleckley | 1,000 | 500.0 \$1.20 | \$600,000 | 39 | Harris | 250 | 546.0 \$1.55 | \$211,575 |
| - | Brantley | | | \$0 | 38 | Hart | 400 | 500.0 \$1.06 | \$212,000 |
| - | Brooks | | | \$0 | 40 | Heard | 300 | 500.0 \$1.06 | \$159,000 |
| - | Bryan | | | \$0 | - | Henry | | | \$0 |
| 27 | Bulloch | 650 | 500.0 \$1.20 | \$390,000 | - | Houston | | | \$0 |
| 15 | Burke | 1,200 | 500.0 \$1.25 | \$750,000 | 25 | Irwin | 700 | 500.0 \$1.20 | \$420,000 |
| 24 | Butts | 800 | 500.0 \$1.06 | \$424,000 | 20 | Jackson | 1,000 | 500.0 \$1.20 | \$600,000 |
| 17 | Calhoun | 925 | 500.0 \$1.45 | \$670,625 | 18 | Jasper | 1,100 | 500.0 \$1.20 | \$660,000 |
| 54 | Camden | 50 | 500.0 \$1.20 | \$30,000 | 13 | Jeff Davis | 1,500 | 500.0 \$1.20 | \$900,000 |
| - | Candler | | | \$0 | - | Jefferson | | | \$0 |
| 6 | Carroll | 7,000 | 500.0 \$1.20 | \$4,200,000 | 30 | Jenkins | 557 | 500.0 \$1.20 | \$334,200 |
| - | Catoosa | | | \$0 | 19 | Johnson | 1,000 | 500.0 \$1.25 | \$625,000 |
| - | Charlton | | | \$0 | 40 | Jones | 300 | 500.0 \$1.06 | \$159,000 |
| - | Chatham | | | \$0 | - | Lamar | | | \$0 |
| - | Chattahoochee | | | \$0 | - | Lanier | | | \$0 |
| 11 | Chattooga | 2,500 | 500.0 \$1.20 | \$1,500,000 | 20 | Laurens | 1,000 | 500.0 \$1.20 | \$600,000 |
| - | Cherokee | | | \$0 | 55 | Lee | 47 | 500.0 \$1.20 | \$28,200 |
| - | Clarke | | | \$0 | - | Liberty | | | \$0 |
| - | Clay | | | \$0 | - | Lincoln | | | \$0 |
| 37 | Clayton | 350 | 500.0 \$1.24 | \$217,000 | - | Long | | | \$0 |
| - | Clinch | | | \$0 | 34 | Lowndes | 400 | 500.0 \$1.20 | \$240,000 |
| 50 | Cobb | 100 | 500.0 \$1.20 | \$60,000 | - | Lumpkin | | | \$0 |
| - | Coffee | | | \$0 | 34 | Macon | 400 | 500.0 \$1.20 | \$240,000 |
| - | Colquitt | | | \$0 | 2 | Madison | 15,000 | 500.0 \$1.20 | \$9,000,000 |
| - | Columbia | | | \$0 | - | Marion | | | \$0 |
| - | Cook | | | \$0 | - | McDuffie | | | \$0 |
| - | Coweta | | | \$0 | - | McIntosh | | | \$0 |
| - | Crawford | | | \$0 | 14 | Meriwether | 1,500 | 500.0 \$1.06 | \$795,000 |
| 16 | Crisp | 1,200 | 500.0 \$1.20 | \$720,000 | - | Miller | | | \$0 |
| 49 | Dade | 125 | 500.0 \$1.20 | \$75,000 | 10 | Mitchell | 3,000 | 500.0 \$1.20 | \$1,800,000 |
| - | Dawson | | | \$0 | 7 | Monroe | 3,500 | 700.0 \$1.50 | \$3,675,000 |
| - | Decatur | | | \$0 | - | Montgomery | | | \$0 |
| - | Dekalb | | | \$0 | 45 | Morgan | 200 | 500.0 \$1.20 | \$120,000 |
| 21 | Dodge | 800 | 500.0 \$1.20 | \$480,000 | 33 | Murray | 350 | 500.0 \$1.38 | \$241,500 |
| - | Dooley | | | \$0 | - | Muscogee | | | \$0 |
| - | Dougherty | | | \$0 | 3 | Newton | 11,560 | 500.0 \$1.20 | \$6,936,000 |
| - | Douglas | | | \$0 | - | Oconee | | | \$0 |
| 29 | Early | 600 | 500.0 \$1.20 | \$360,000 | 22 | Oglethorpe | 750 | 500.0 \$1.20 | \$450,000 |
| - | Echols | | | \$0 | - | Paulding | | | \$0 |
| 13 | Effingham | 1,500 | 500.0 \$1.20 | \$900,000 | - | Peach | | | \$0 |
| - | Elbert | | | \$0 | 53 | Pickens | 50 | 500.0 \$1.30 | \$32,500 |
| 5 | Emanuel | 7,500 | 500.0 \$1.20 | \$4,500,000 | - | Pierce | | | \$0 |
| - | Evans | | | \$0 | - | Pike | | | \$0 |
| - | Fannin | | | \$0 | 26 | Polk | 450 | 650.0 \$1.35 | \$394,875 |
| - | Fayette | | | \$0 | - | Pulaski | | | \$0 |
| 42 | Floyd | 200 | 600.0 \$1.20 | \$144,000 | 21 | Putnam | 800 | 500.0 \$1.20 | \$480,000 |
| 20 | Forsyth | 1,000 | 500.0 \$1.20 | \$600,000 | - | Quitman | | | \$0 |
| - | Franklin | | | \$0 | - | Rabun | | | \$0 |
| - | Fulton | | | \$0 | - | Randolph | | | \$0 |

| Rank | County | No. Prod./Head | \$/lb | Farm gate |
|---|------------|----------------|-------|---------------------|
| - | Richmond | | | \$0 |
| 35 | Rockdale | 414 | 485.0 | \$1.10 \$220,869 |
| - | Schley | | | \$0 |
| 22 | Screven | 750 | 500.0 | \$1.20 \$450,000 |
| - | Seminole | | | \$0 |
| - | Spalding | | | \$0 |
| 1 | Stephens | 15,000 | 500.0 | \$1.45 \$10,875,000 |
| - | Stewart | | | \$0 |
| 25 | Sumter | 700 | 500.0 | \$1.20 \$420,000 |
| - | Talbot | | | \$0 |
| - | Taliaferro | | | \$0 |
| 43 | Tattnall | 250 | 500.0 | \$1.06 \$132,500 |
| - | Taylor | | | \$0 |
| - | Telfair | | | \$0 |
| - | Terrell | | | \$0 |
| - | Thomas | | | \$0 |
| - | Tift | | | \$0 |
| - | Toombs | | | \$0 |
| 10 | Towns | 3,000 | 500.0 | \$1.20 \$1,800,000 |
| - | Treutlen | | | \$0 |
| - | Troup | | | \$0 |
| - | Turner | | | \$0 |
| 32 | Twiggs | 500 | 500.0 | \$1.20 \$300,000 |
| 9 | Union | 4,500 | 500.0 | \$1.20 \$2,700,000 |
| - | Upson | | | \$0 |
| 41 | Walker | 250 | 500.0 | \$1.20 \$150,000 |
| - | Walton | | | \$0 |
| - | Ware | | | \$0 |
| 25 | Warren | 700 | 500.0 | \$1.20 \$420,000 |
| 28 | Washington | 500 | 600.0 | \$1.25 \$375,000 |
| - | Wayne | | | \$0 |
| - | Webster | | | \$0 |
| 52 | Wheeler | 45 | 500.0 | \$1.45 \$32,625 |
| - | White | | | \$0 |
| - | Whitfield | | | \$0 |
| 54 | Wilcox | 50 | 500.0 | \$1.20 \$30,000 |
| 31 | Wilkes | 500 | 500.0 | \$1.22 \$305,000 |
| - | Wilkinson | | | \$0 |
| 56 | Worth | 25 | 500.0 | \$1.20 \$15,000 |
| Totals & Avg. | | 122,518 | | \$77,024,269 |
| Percent of Livestock/Aquaculture | | | | 5.48% |

Top Ten Counties For Beef Cattle Finished Outside County



Top Ten Counties by Value - Beef Cattle Finished Outside County

| County | No. | Prod./Head | \$/lb | Farm gate |
|----------|--------|------------|--------|--------------|
| Stephens | 15,000 | 500.0 | \$1.45 | \$10,875,000 |
| Madison | 15,000 | 500.0 | \$1.20 | \$9,000,000 |
| Newton | 11,560 | 500.0 | \$1.20 | \$6,936,000 |
| Grady | 10,000 | 500.0 | \$1.20 | \$6,000,000 |
| Emanuel | 7,500 | 500.0 | \$1.20 | \$4,500,000 |
| Carroll | 7,000 | 500.0 | \$1.20 | \$4,200,000 |
| Monroe | 3,500 | 700.0 | \$1.50 | \$3,675,000 |
| Bartow | 6,200 | 500.0 | \$1.06 | \$3,286,000 |
| Union | 4,500 | 500.0 | \$1.20 | \$2,700,000 |
| Mitchell | 3,000 | 500.0 | \$1.20 | \$1,800,000 |

Beef Cows Farm Gate Value 2021

| Rank | County | No. | Prod./Head | \$/lb | Farm gate | Rank | County | No. | Prod./Head | \$/lb | Farm gate |
|------|---------------|--------|------------|--------|--------------|------|------------|--------|------------|--------|--------------|
| 63 | Appling | 4,000 | 373.5 | \$1.45 | \$2,166,300 | 54 | Gilmer | 5,100 | 373.5 | \$1.45 | \$2,762,033 |
| 14 | Atkinson | 8,500 | 373.5 | \$2.32 | \$7,365,420 | 67 | Glascocock | 3,700 | 373.5 | \$1.45 | \$2,003,828 |
| 100 | Bacon | 1,150 | 373.5 | \$1.45 | \$622,811 | - | Glynn | | | | \$0 |
| 13 | Baker | 14,000 | 373.5 | \$1.50 | \$7,843,500 | 23 | Gordon | 10,000 | 373.5 | \$1.45 | \$5,415,750 |
| 47 | Baldwin | 6,100 | 373.5 | \$1.36 | \$3,098,556 | 15 | Grady | 12,900 | 373.5 | \$1.45 | \$6,986,318 |
| 24 | Banks | 9,500 | 373.5 | \$1.45 | \$5,144,963 | 37 | Greene | 8,700 | 290.5 | \$1.44 | \$3,639,384 |
| 60 | Barrow | 4,500 | 373.5 | \$1.45 | \$2,437,088 | - | Gwinnett | | | | \$0 |
| 46 | Bartow | 6,200 | 373.5 | \$1.36 | \$3,149,352 | 23 | Habersham | 10,000 | 373.5 | \$1.45 | \$5,415,750 |
| 89 | Ben Hill | 2,000 | 581.0 | \$1.15 | \$1,336,300 | 5 | Hall | 19,000 | 373.5 | \$1.45 | \$10,289,925 |
| - | Berrien | | | | \$0 | 86 | Hancock | 2,500 | 373.5 | \$1.45 | \$1,353,938 |
| 93 | Bibb | 2,200 | 373.5 | \$1.45 | \$1,191,465 | 27 | Haralson | 8,000 | 373.5 | \$1.50 | \$4,482,000 |
| 92 | Bleckley | 2,300 | 373.5 | \$1.45 | \$1,245,623 | - | Harris | | | | \$0 |
| 102 | Brantley | 1,000 | 373.5 | \$1.45 | \$541,575 | 22 | Hart | 10,800 | 373.5 | \$1.36 | \$5,485,968 |
| 8 | Brooks | 17,500 | 373.5 | \$1.45 | \$9,477,563 | 77 | Heard | 3,145 | 373.5 | \$1.36 | \$1,597,534 |
| 113 | Bryan | 500 | 290.5 | \$1.20 | \$174,300 | - | Henry | | | | \$0 |
| 1 | Bulloch | 12,000 | 996.0 | \$1.45 | \$17,330,400 | 41 | Houston | 5,000 | 332.0 | \$2.00 | \$3,320,000 |
| 26 | Burke | 8,500 | 373.5 | \$1.45 | \$4,603,388 | 32 | Irwin | 7,500 | 373.5 | \$1.45 | \$4,061,813 |
| 72 | Butts | 3,500 | 373.5 | \$1.36 | \$1,777,860 | 12 | Jackson | 15,000 | 373.5 | \$1.45 | \$8,123,625 |
| 59 | Calhoun | 3,860 | 373.5 | \$1.70 | \$2,450,907 | 19 | Jasper | 12,000 | 373.5 | \$1.45 | \$6,498,900 |
| 110 | Camden | 450 | 373.5 | \$1.45 | \$243,709 | 95 | Jeff Davis | 2,000 | 373.5 | \$1.45 | \$1,083,150 |
| 78 | Candler | 2,926 | 373.5 | \$1.45 | \$1,584,648 | - | Jefferson | | | | \$0 |
| 2 | Carroll | 21,500 | 373.5 | \$1.45 | \$11,643,863 | 84 | Jenkins | 2,578 | 373.5 | \$1.45 | \$1,396,180 |
| 58 | Catoosa | 5,000 | 373.5 | \$1.36 | \$2,539,800 | 36 | Johnson | 5,500 | 415.0 | \$1.60 | \$3,652,000 |
| 107 | Charlton | 700 | 373.5 | \$1.44 | \$376,488 | 31 | Jones | 8,200 | 373.5 | \$1.36 | \$4,165,272 |
| 115 | Chatham | 250 | 373.5 | \$1.45 | \$135,394 | 53 | Lamar | 5,200 | 373.5 | \$1.45 | \$2,816,190 |
| - | Chattahoochee | | | | \$0 | 108 | Lanier | 600 | 373.5 | \$1.45 | \$324,945 |
| 19 | Chattooga | 12,000 | 373.5 | \$1.45 | \$6,498,900 | 26 | Laurens | 8,500 | 373.5 | \$1.45 | \$4,603,388 |
| 64 | Cherokee | 3,957 | 373.5 | \$1.45 | \$2,143,012 | 67 | Lee | 3,700 | 373.5 | \$1.45 | \$2,003,828 |
| 109 | Clarke | 500 | 373.5 | \$1.45 | \$270,788 | 111 | Liberty | 500 | 373.5 | \$1.25 | \$233,438 |
| 70 | Clay | 3,400 | 365.2 | \$1.47 | \$1,825,270 | 56 | Lincoln | 5,000 | 373.5 | \$1.45 | \$2,707,875 |
| - | Clayton | | | | \$0 | 86 | Long | 2,500 | 373.5 | \$1.45 | \$1,353,938 |
| 114 | Clinch | 300 | 373.5 | \$1.45 | \$162,473 | 34 | Lowndes | 7,250 | 373.5 | \$1.45 | \$3,926,419 |
| 117 | Cobb | 200 | 373.5 | \$1.45 | \$108,315 | 75 | Lumpkin | 2,875 | 600.0 | \$1.51 | \$1,725,000 |
| 17 | Coffee | 12,700 | 373.5 | \$1.45 | \$6,878,003 | 80 | Macon | 2,800 | 373.5 | \$1.45 | \$1,516,410 |
| 16 | Colquitt | 12,800 | 373.5 | \$1.45 | \$6,932,160 | 3 | Madison | 21,000 | 373.5 | \$1.45 | \$11,373,075 |
| 88 | Columbia | 2,300 | 352.8 | \$1.65 | \$1,338,686 | 74 | Marion | 3,200 | 373.5 | \$1.45 | \$1,733,040 |
| 96 | Cook | 2,500 | 290.5 | \$1.36 | \$987,700 | 55 | McDuffie | 5,085 | 373.5 | \$1.45 | \$2,753,909 |
| 63 | Coweta | 4,000 | 373.5 | \$1.45 | \$2,166,300 | - | McIntosh | | | | \$0 |
| 91 | Crawford | 2,500 | 373.5 | \$1.36 | \$1,269,900 | 39 | Meriwether | 7,000 | 373.5 | \$1.36 | \$3,555,720 |
| - | Crisp | | | | \$0 | 29 | Miller | 8,000 | 373.5 | \$1.44 | \$4,302,720 |
| 56 | Dade | 5,000 | 373.5 | \$1.45 | \$2,707,875 | 7 | Mitchell | 19,700 | 332.0 | \$1.45 | \$9,483,580 |
| 73 | Dawson | 2,880 | 373.5 | \$1.63 | \$1,753,358 | 62 | Monroe | 4,000 | 415.0 | \$1.36 | \$2,257,600 |
| 11 | Decatur | 16,000 | 373.5 | \$1.45 | \$8,665,200 | 98 | Montgomery | 1,700 | 373.5 | \$1.45 | \$920,678 |
| - | Dekalb | | | | \$0 | 9 | Morgan | 16,500 | 373.5 | \$1.45 | \$8,935,988 |
| 24 | Dodge | 9,500 | 373.5 | \$1.45 | \$5,144,963 | 56 | Murray | 5,000 | 373.5 | \$1.45 | \$2,707,875 |
| 90 | Dooly | 2,400 | 373.5 | \$1.45 | \$1,299,780 | 117 | Muscogee | 200 | 373.5 | \$1.45 | \$108,315 |
| 93 | Dougherty | 2,200 | 373.5 | \$1.45 | \$1,191,465 | 18 | Newton | 12,500 | 373.5 | \$1.45 | \$6,769,688 |
| 110 | Douglas | 450 | 373.5 | \$1.45 | \$243,709 | 30 | Oconee | 8,200 | 373.5 | \$1.40 | \$4,287,780 |
| 11 | Early | 16,000 | 373.5 | \$1.45 | \$8,665,200 | 25 | Oglethorpe | 9,000 | 373.5 | \$1.45 | \$4,874,175 |
| 99 | Echols | 1,200 | 373.5 | \$1.45 | \$649,890 | 94 | Paulding | 2,100 | 373.5 | \$1.45 | \$1,137,308 |
| 67 | Effingham | 3,700 | 373.5 | \$1.45 | \$2,003,828 | 116 | Peach | 250 | 373.5 | \$1.44 | \$134,460 |
| 10 | Elbert | 12,500 | 373.5 | \$1.88 | \$8,775,943 | 66 | Pickens | 3,800 | 373.5 | \$1.45 | \$2,057,985 |
| 28 | Emanuel | 8,000 | 373.5 | \$1.45 | \$4,332,600 | 92 | Pierce | 2,300 | 373.5 | \$1.45 | \$1,245,623 |
| 74 | Evans | 3,200 | 373.5 | \$1.45 | \$1,733,040 | 68 | Pike | 3,600 | 373.5 | \$1.45 | \$1,949,670 |
| 87 | Fannin | 2,400 | 373.5 | \$1.51 | \$1,353,564 | 61 | Polk | 5,200 | 352.8 | \$1.25 | \$2,292,875 |
| 104 | Fayette | 900 | 373.5 | \$1.45 | \$487,418 | 105 | Pulaski | 850 | 373.5 | \$1.45 | \$460,339 |
| 42 | Floyd | 5,000 | 456.5 | \$1.45 | \$3,309,625 | 51 | Putnam | 5,400 | 373.5 | \$1.45 | \$2,924,505 |
| 81 | Forsyth | 2,700 | 373.5 | \$1.45 | \$1,462,253 | 106 | Quitman | 835 | 373.5 | \$1.45 | \$452,215 |
| 2 | Franklin | 21,500 | 373.5 | \$1.45 | \$11,643,863 | 82 | Rabun | 2,500 | 373.5 | \$1.51 | \$1,409,963 |
| 103 | Fulton | 900 | 447.8 | \$1.28 | \$515,915 | 68 | Randolph | 3,600 | 373.5 | \$1.45 | \$1,949,670 |

| Rank | County | No. | Prod./Head | \$/lb | Farm gate |
|------|------------|--------|------------|--------|--------------|
| 97 | Richmond | 1,800 | 373.5 | \$1.45 | \$974,835 |
| 118 | Rockdale | 124 | 361.1 | \$1.35 | \$60,440 |
| 101 | Schley | 1,100 | 373.5 | \$1.45 | \$595,733 |
| 28 | Screven | 8,000 | 373.5 | \$1.45 | \$4,332,600 |
| 38 | Seminole | 6,700 | 373.5 | \$1.45 | \$3,628,553 |
| 81 | Spalding | 2,700 | 373.5 | \$1.45 | \$1,462,253 |
| 21 | Stephens | 6,500 | 373.5 | \$2.32 | \$5,632,380 |
| 112 | Stewart | 300 | 373.5 | \$1.70 | \$190,485 |
| 65 | Sumter | 3,900 | 373.5 | \$1.45 | \$2,112,143 |
| 83 | Talbot | 1,900 | 1037.5 | \$0.71 | \$1,399,588 |
| - | Taliaferro | | | | \$0 |
| 33 | Tattnall | 10,000 | 290.5 | \$1.36 | \$3,950,800 |
| 85 | Taylor | 1,800 | 332.0 | \$2.32 | \$1,386,432 |
| 28 | Telfair | 5,000 | 373.5 | \$2.32 | \$4,332,600 |
| 49 | Terrell | 2,500 | 830.0 | \$1.45 | \$3,008,750 |
| 19 | Thomas | 12,000 | 373.5 | \$1.45 | \$6,498,900 |
| 28 | Tift | 8,000 | 373.5 | \$1.45 | \$4,332,600 |
| 71 | Toombs | 3,300 | 373.5 | \$1.45 | \$1,787,198 |
| 69 | Towns | 3,500 | 373.5 | \$1.45 | \$1,895,513 |
| 99 | Treutlen | 1,200 | 373.5 | \$1.45 | \$649,890 |
| 45 | Troup | 5,600 | 373.5 | \$1.51 | \$3,158,316 |
| 35 | Turner | 7,250 | 352.8 | \$1.48 | \$3,785,008 |
| 76 | Twiggs | 3,000 | 373.5 | \$1.45 | \$1,624,725 |
| 63 | Union | 4,000 | 373.5 | \$1.45 | \$2,166,300 |
| 43 | Upson | 6,000 | 373.5 | \$1.45 | \$3,249,450 |
| 6 | Walker | 18,000 | 373.5 | \$1.45 | \$9,748,350 |
| 20 | Walton | 11,500 | 373.5 | \$1.45 | \$6,228,113 |
| 74 | Ware | 3,200 | 373.5 | \$1.45 | \$1,733,040 |
| 57 | Warren | 4,700 | 373.5 | \$1.45 | \$2,545,403 |
| 40 | Washington | 5,500 | 415.0 | \$1.50 | \$3,423,750 |
| 48 | Wayne | 6,000 | 373.5 | \$1.36 | \$3,047,760 |
| 79 | Webster | 2,500 | 415.0 | \$1.50 | \$1,556,250 |
| 44 | Wheeler | 3,650 | 373.5 | \$2.32 | \$3,162,798 |
| 25 | White | 9,000 | 373.5 | \$1.45 | \$4,874,175 |
| 52 | Whitfield | 5,300 | 373.5 | \$1.45 | \$2,870,348 |
| 50 | Wilcox | 5,500 | 373.5 | \$1.44 | \$2,958,120 |
| 4 | Wilkes | 19,000 | 373.5 | \$1.51 | \$10,715,715 |
| 99 | Wilkinson | 1,200 | 373.5 | \$1.45 | \$649,890 |
| 9 | Worth | 16,500 | 373.5 | \$1.45 | \$8,935,988 |

Totals & Avg. 871,515 \$492,690,996

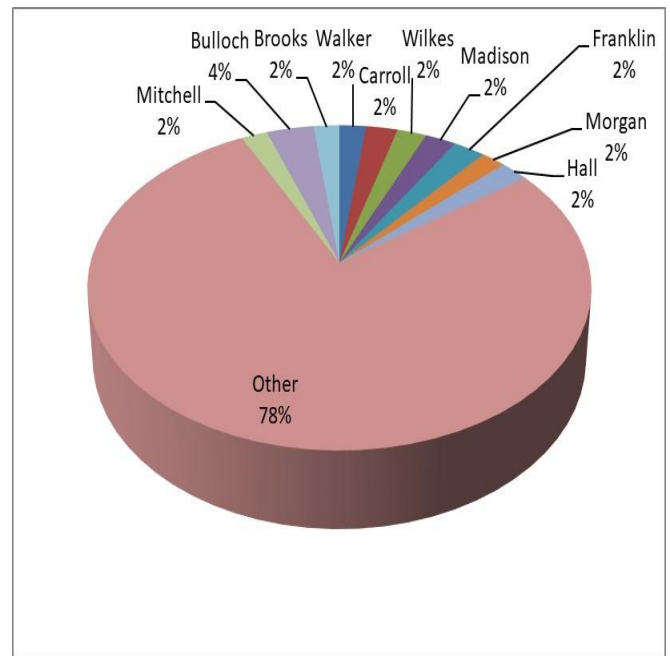
Percent of Livestock/Aquaculture 35.08%

Top Ten Counties by Value - Beef Cows

| County | No. | Prod./Head | \$/lb | Farm gate |
|----------|--------|------------|--------|--------------|
| Bulloch | 12,000 | 996.0 | \$1.45 | \$17,330,400 |
| Carroll | 21,500 | 373.5 | \$1.45 | \$11,643,863 |
| Franklin | 21,500 | 373.5 | \$1.45 | \$11,643,863 |
| Madison | 21,000 | 373.5 | \$1.45 | \$11,373,075 |
| Wilkes | 19,000 | 373.5 | \$1.51 | \$10,715,715 |
| Hall | 19,000 | 373.5 | \$1.45 | \$10,289,925 |
| Walker | 18,000 | 373.5 | \$1.45 | \$9,748,350 |
| Mitchell | 19,700 | 332.0 | \$1.45 | \$9,483,580 |
| Brooks | 17,500 | 373.5 | \$1.45 | \$9,477,563 |
| Morgan | 16,500 | 373.5 | \$1.45 | \$8,935,988 |

Top Ten Counties

For Beef Cows



Beef Stockers Farm Gate Value 2021

| Rank | County | No. Prod./Head | \$/lb | Farm gate | Rank | County | No. Prod./Head | \$/lb | Farm gate | | |
|------|---------------|----------------|-------|-----------|-------------|--------|----------------|--------|-----------|--------|-------------|
| 59 | Appling | 650 | 300.0 | \$1.15 | \$224,250 | 26 | Gilmer | 3,600 | 300.0 | \$1.15 | \$1,242,000 |
| - | Atkinson | | | | \$0 | 31 | Glascocock | 2,000 | 400.0 | \$1.20 | \$960,000 |
| 25 | Bacon | 3,680 | 300.0 | \$1.15 | \$1,269,600 | - | Glynn | | | | \$0 |
| 7 | Baker | 9,000 | 300.0 | \$1.15 | \$3,105,000 | 71 | Gordon | 250 | 300.0 | \$1.15 | \$86,250 |
| 72 | Baldwin | 250 | 300.0 | \$1.09 | \$81,750 | 17 | Grady | 4,600 | 300.0 | \$1.15 | \$1,587,000 |
| 24 | Banks | 3,100 | 350.0 | \$1.18 | \$1,280,300 | 49 | Greene | 600 | 450.0 | \$1.15 | \$310,500 |
| - | Barrow | | | | \$0 | - | Gwinnett | | | | \$0 |
| 4 | Bartow | 9,600 | 350.0 | \$1.09 | \$3,662,400 | 23 | Habersham | 2,500 | 450.0 | \$1.15 | \$1,293,750 |
| 36 | Ben Hill | 1,200 | 400.0 | \$1.40 | \$672,000 | 30 | Hall | 3,000 | 300.0 | \$1.15 | \$1,035,000 |
| 12 | Berrien | 5,300 | 300.0 | \$1.15 | \$1,828,500 | - | Hancock | | | | \$0 |
| - | Bibb | | | | \$0 | 68 | Haralson | 300 | 300.0 | \$1.30 | \$117,000 |
| 61 | Bleckley | 500 | 300.0 | \$1.15 | \$172,500 | 51 | Harris | 280 | 550.0 | \$1.89 | \$291,060 |
| 75 | Brantley | 150 | 300.0 | \$1.15 | \$51,750 | 20 | Hart | 4,700 | 300.0 | \$1.09 | \$1,536,900 |
| - | Brooks | | | | \$0 | 39 | Heard | 1,500 | 300.0 | \$1.09 | \$490,500 |
| - | Bryan | | | | \$0 | 52 | Henry | 500 | 300.0 | \$1.89 | \$283,500 |
| 49 | Bulloch | 900 | 300.0 | \$1.15 | \$310,500 | 63 | Houston | 350 | 350.0 | \$1.25 | \$153,125 |
| 45 | Burke | 750 | 425.0 | \$1.15 | \$366,563 | - | Irwin | | | | \$0 |
| 53 | Butts | 850 | 300.0 | \$1.09 | \$277,950 | 8 | Jackson | 8,500 | 300.0 | \$1.15 | \$2,932,500 |
| 11 | Calhoun | 3,400 | 400.0 | \$1.45 | \$1,972,000 | 35 | Jasper | 2,000 | 300.0 | \$1.15 | \$690,000 |
| 75 | Camden | 150 | 300.0 | \$1.15 | \$51,750 | - | Jeff Davis | | | | \$0 |
| 67 | Candler | 400 | 300.0 | \$1.15 | \$138,000 | - | Jefferson | | | | \$0 |
| 9 | Carroll | 7,591 | 300.0 | \$1.15 | \$2,618,895 | 56 | Jenkins | 768 | 300.0 | \$1.15 | \$264,960 |
| 53 | Catoosa | 850 | 300.0 | \$1.09 | \$277,950 | 2 | Johnson | 8,000 | 400.0 | \$1.20 | \$3,840,000 |
| 78 | Charlton | 100 | 300.0 | \$1.15 | \$34,500 | - | Jones | | | | \$0 |
| - | Chatham | | | | \$0 | 70 | Lamar | 200 | 450.0 | \$1.15 | \$103,500 |
| - | Chattahoochee | | | | \$0 | 60 | Lanier | 600 | 300.0 | \$1.15 | \$207,000 |
| 21 | Chattooga | 4,000 | 300.0 | \$1.15 | \$1,380,000 | 46 | Laurens | 1,000 | 300.0 | \$1.15 | \$345,000 |
| - | Cherokee | | | | \$0 | 82 | Lee | 48 | 300.0 | \$1.15 | \$16,560 |
| - | Clarke | | | | \$0 | 70 | Liberty | 300 | 300.0 | \$1.15 | \$103,500 |
| 48 | Clay | 800 | 340.0 | \$1.20 | \$326,400 | 74 | Lincoln | 200 | 300.0 | \$1.15 | \$69,000 |
| 66 | Clayton | 400 | 300.0 | \$1.18 | \$141,600 | - | Long | | | | \$0 |
| - | Clinch | | | | \$0 | 60 | Lowndes | 600 | 300.0 | \$1.15 | \$207,000 |
| - | Cobb | | | | \$0 | - | Lumpkin | | | | \$0 |
| 1 | Coffee | 10,795 | 400.0 | \$1.15 | \$4,965,700 | 74 | Macon | 200 | 300.0 | \$1.15 | \$69,000 |
| - | Colquitt | | | | \$0 | 38 | Madison | 1,500 | 300.0 | \$1.15 | \$517,500 |
| 65 | Columbia | 300 | 350.0 | \$1.35 | \$141,750 | - | Marion | | | | \$0 |
| 13 | Cook | 3,600 | 450.0 | \$1.09 | \$1,765,800 | 47 | McDuffie | 950 | 300.0 | \$1.15 | \$327,750 |
| - | Coweta | | | | \$0 | - | McIntosh | | | | \$0 |
| 81 | Crawford | 75 | 300.0 | \$1.09 | \$24,525 | 39 | Meriwether | 1,500 | 300.0 | \$1.09 | \$490,500 |
| 74 | Crisp | 200 | 300.0 | \$1.15 | \$69,000 | - | Miller | | | | \$0 |
| 62 | Dade | 350 | 400.0 | \$1.15 | \$161,000 | 7 | Mitchell | 6,000 | 450.0 | \$1.15 | \$3,105,000 |
| - | Dawson | | | | \$0 | 18 | Monroe | 2,500 | 500.0 | \$1.25 | \$1,562,500 |
| 21 | Decatur | 4,000 | 300.0 | \$1.15 | \$1,380,000 | - | Montgomery | | | | \$0 |
| - | Dekalb | | | | \$0 | 54 | Morgan | 800 | 300.0 | \$1.15 | \$276,000 |
| 27 | Dodge | 3,500 | 300.0 | \$1.15 | \$1,207,500 | - | Murray | | | | \$0 |
| 61 | Dooly | 500 | 300.0 | \$1.15 | \$172,500 | - | Muscogee | | | | \$0 |
| - | Dougherty | | | | \$0 | 74 | Newton | 200 | 300.0 | \$1.15 | \$69,000 |
| - | Douglas | | | | \$0 | 77 | Oconee | 55 | 600.0 | \$1.35 | \$44,550 |
| 15 | Early | 5,000 | 300.0 | \$1.15 | \$1,725,000 | 5 | Oglethorpe | 10,000 | 300.0 | \$1.15 | \$3,450,000 |
| - | Echols | | | | \$0 | - | Paulding | | | | \$0 |
| 69 | Effingham | 300 | 300.0 | \$1.18 | \$106,200 | 80 | Peach | 75 | 300.0 | \$1.25 | \$28,125 |
| 70 | Elbert | 300 | 300.0 | \$1.15 | \$103,500 | - | Pickens | | | | \$0 |
| 30 | Emanuel | 3,000 | 300.0 | \$1.15 | \$1,035,000 | 73 | Pierce | 200 | 350.0 | \$1.15 | \$80,500 |
| 46 | Evans | 1,000 | 300.0 | \$1.15 | \$345,000 | 79 | Pike | 60 | 450.0 | \$1.15 | \$31,050 |
| 37 | Fannin | 1,400 | 300.0 | \$1.31 | \$550,200 | 42 | Polk | 750 | 425.0 | \$1.40 | \$446,250 |
| - | Fayette | | | | \$0 | 44 | Pulaski | 700 | 450.0 | \$1.30 | \$409,500 |
| 6 | Floyd | 5,000 | 550.0 | \$1.15 | \$3,162,500 | 49 | Putnam | 900 | 300.0 | \$1.15 | \$310,500 |
| 67 | Forsyth | 400 | 300.0 | \$1.15 | \$138,000 | 55 | Quitman | 780 | 300.0 | \$1.15 | \$269,100 |
| 16 | Franklin | 4,800 | 300.0 | \$1.15 | \$1,656,000 | - | Rabun | | | | \$0 |
| 43 | Fulton | 500 | 584.7 | \$1.48 | \$432,656 | 29 | Randolph | 3,100 | 300.0 | \$1.15 | \$1,069,500 |

| Rank | County | No. Prod./Head | \$/lb | Farm gate |
|------|------------|----------------|--------------|-------------|
| - | Richmond | | | \$0 |
| - | Rockdale | | | \$0 |
| 50 | Schley | 850 | 300.0 \$1.15 | \$293,250 |
| 35 | Screven | 2,000 | 300.0 \$1.15 | \$690,000 |
| 22 | Seminole | 3,800 | 300.0 \$1.15 | \$1,311,000 |
| 71 | Spalding | 250 | 300.0 \$1.15 | \$86,250 |
| 3 | Stephens | 6,500 | 300.0 \$1.89 | \$3,685,500 |
| - | Stewart | | | \$0 |
| 71 | Sumter | 250 | 300.0 \$1.15 | \$86,250 |
| - | Talbot | | | \$0 |
| - | Taliaferro | | | \$0 |
| 39 | Tattnall | 1,000 | 450.0 \$1.09 | \$490,500 |
| 76 | Taylor | 75 | 350.0 \$1.89 | \$49,613 |
| 34 | Telfair | 1,250 | 300.0 \$1.89 | \$708,750 |
| 58 | Terrell | 250 | 700.0 \$1.30 | \$227,500 |
| 10 | Thomas | 8,000 | 300.0 \$1.09 | \$2,616,000 |
| 70 | Tift | 300 | 300.0 \$1.15 | \$103,500 |
| 14 | Toombs | 5,100 | 300.0 \$1.15 | \$1,759,500 |
| 75 | Towns | 150 | 300.0 \$1.15 | \$51,750 |
| 74 | Treutlen | 200 | 300.0 \$1.15 | \$69,000 |
| 61 | Troup | 500 | 300.0 \$1.15 | \$172,500 |
| 41 | Turner | 1,000 | 385.0 \$1.20 | \$462,000 |
| - | Twiggs | | | \$0 |
| 61 | Union | 500 | 300.0 \$1.15 | \$172,500 |
| - | Upson | | | \$0 |
| 57 | Walker | 700 | 300.0 \$1.15 | \$241,500 |
| - | Walton | | | \$0 |
| 64 | Ware | 375 | 350.0 \$1.15 | \$150,938 |
| 32 | Warren | 1,750 | 400.0 \$1.15 | \$805,000 |
| 28 | Washington | 2,500 | 400.0 \$1.20 | \$1,200,000 |
| 70 | Wayne | 300 | 300.0 \$1.15 | \$103,500 |
| - | Webster | | | \$0 |
| 33 | Wheeler | 1,300 | 300.0 \$1.89 | \$737,100 |
| - | White | | | \$0 |
| - | Whitfield | | | \$0 |
| 61 | Wilcox | 500 | 300.0 \$1.15 | \$172,500 |
| 40 | Wilkes | 1,200 | 300.0 \$1.33 | \$478,800 |
| 49 | Wilkinson | 900 | 300.0 \$1.15 | \$310,500 |
| 19 | Worth | 4,500 | 300.0 \$1.15 | \$1,552,500 |

Totals & Avg. 221,307 \$88,895,618

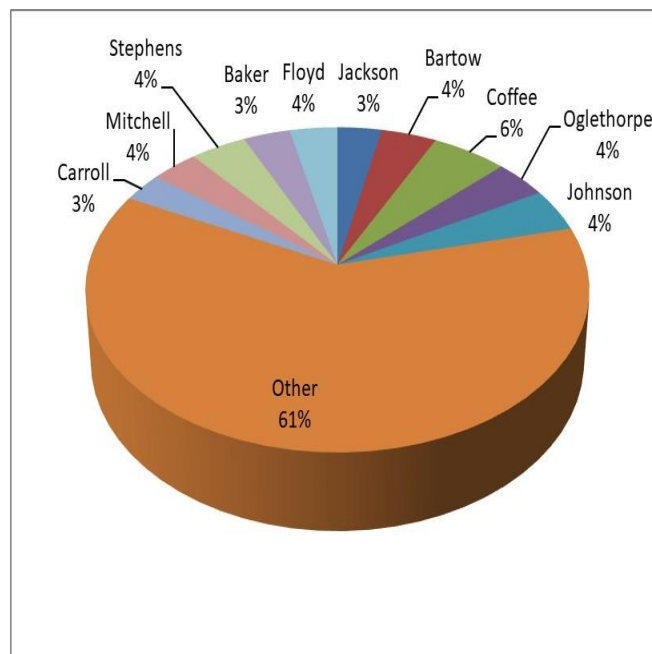
Percent of Livestock/Aquaculture 6.33%

Top Ten Counties by Value - Beef Stockers

| County | No. | Prod./Head | \$/lb | Farm gate |
|------------|--------|------------|--------|-------------|
| Coffee | 10,795 | 400.0 | \$1.15 | \$4,965,700 |
| Johnson | 8,000 | 400.0 | \$1.20 | \$3,840,000 |
| Stephens | 6,500 | 300.0 | \$1.89 | \$3,685,500 |
| Bartow | 9,600 | 350.0 | \$1.09 | \$3,662,400 |
| Oglethorpe | 10,000 | 300.0 | \$1.15 | \$3,450,000 |
| Floyd | 5,000 | 550.0 | \$1.15 | \$3,162,500 |
| Baker | 9,000 | 300.0 | \$1.15 | \$3,105,000 |
| Mitchell | 6,000 | 450.0 | \$1.15 | \$3,105,000 |
| Jackson | 8,500 | 300.0 | \$1.15 | \$2,932,500 |
| Carroll | 7,591 | 300.0 | \$1.15 | \$2,618,895 |

Top Ten Counties

For Beef Stockers

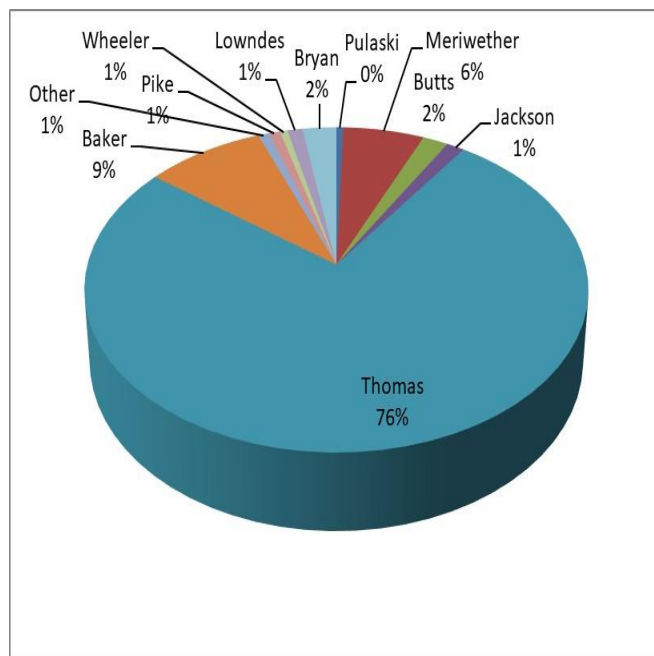


Catfish Farm Gate Value 2021

| Rank | County | Pond | Lbs/Acre | \$/lb | Farm gate | Rank | County | Pond | Lbs/Acre | \$/lb | Farm gate |
|------|---------------|------|----------|--------|-------------|------|------------|------|----------|--------|-------------|
| - | Appling | | | | \$0 | - | Gilmer | | | | \$0 |
| - | Atkinson | | | | \$0 | - | Glascocock | | | | \$0 |
| - | Bacon | | | | \$0 | - | Glynn | | | | \$0 |
| 2 | Baker | 200 | 3,000 | \$3.50 | \$2,100,000 | - | Gordon | | | | \$0 |
| - | Baldwin | | | | \$0 | - | Grady | | | | \$0 |
| - | Banks | | | | \$0 | - | Greene | | | | \$0 |
| - | Barrow | | | | \$0 | - | Gwinnett | | | | \$0 |
| - | Bartow | | | | \$0 | - | Habersham | | | | \$0 |
| - | Ben Hill | | | | \$0 | - | Hall | | | | \$0 |
| - | Berrien | | | | \$0 | - | Hancock | | | | \$0 |
| - | Bibb | | | | \$0 | - | Haralson | | | | \$0 |
| - | Bleckley | | | | \$0 | - | Harris | | | | \$0 |
| - | Brantley | | | | \$0 | - | Hart | | | | \$0 |
| - | Brooks | | | | \$0 | - | Heard | | | | \$0 |
| 4 | Bryan | 10 | 20,000 | \$3.00 | \$600,000 | - | Henry | | | | \$0 |
| - | Bulloch | | | | \$0 | - | Houston | | | | \$0 |
| - | Burke | | | | \$0 | - | Irwin | | | | \$0 |
| 5 | Butts | 50 | 3,000 | \$3.00 | \$450,000 | 6 | Jackson | 35 | 3,000 | \$3.00 | \$315,000 |
| - | Calhoun | | | | \$0 | - | Jasper | | | | \$0 |
| - | Camden | | | | \$0 | - | Jeff Davis | | | | \$0 |
| - | Candler | | | | \$0 | - | Jefferson | | | | \$0 |
| 12 | Carroll | 4 | 3,000 | \$3.00 | \$36,000 | - | Jenkins | | | | \$0 |
| - | Catoosa | | | | \$0 | - | Johnson | | | | \$0 |
| - | Charlton | | | | \$0 | - | Jones | | | | \$0 |
| - | Chatham | | | | \$0 | - | Lamar | | | | \$0 |
| - | Chattahoochee | | | | \$0 | - | Lanier | | | | \$0 |
| - | Chattooga | | | | \$0 | - | Laurens | | | | \$0 |
| - | Cherokee | | | | \$0 | - | Lee | | | | \$0 |
| - | Clarke | | | | \$0 | - | Liberty | | | | \$0 |
| - | Clay | | | | \$0 | - | Lincoln | | | | \$0 |
| - | Clayton | | | | \$0 | - | Long | | | | \$0 |
| - | Clinch | | | | \$0 | 7 | Lowndes | 30 | 3,000 | \$3.00 | \$270,000 |
| - | Cobb | | | | \$0 | - | Lumpkin | | | | \$0 |
| - | Coffee | | | | \$0 | - | Macon | | | | \$0 |
| - | Colquitt | | | | \$0 | 11 | Madison | 8 | 3,000 | \$3.00 | \$72,000 |
| - | Columbia | | | | \$0 | - | Marion | | | | \$0 |
| - | Cook | | | | \$0 | - | McDuffie | | | | \$0 |
| - | Coweta | | | | \$0 | - | McIntosh | | | | \$0 |
| - | Crawford | | | | \$0 | 3 | Meriwether | 160 | 3,000 | \$3.00 | \$1,440,000 |
| - | Crisp | | | | \$0 | - | Miller | | | | \$0 |
| - | Dade | | | | \$0 | - | Mitchell | | | | \$0 |
| - | Dawson | | | | \$0 | - | Monroe | | | | \$0 |
| - | Decatur | | | | \$0 | - | Montgomery | | | | \$0 |
| - | Dekalb | | | | \$0 | - | Morgan | | | | \$0 |
| - | Dodge | | | | \$0 | - | Murray | | | | \$0 |
| - | Dooly | | | | \$0 | - | Muscogee | | | | \$0 |
| 15 | Dougherty | 1 | 3,000 | \$3.00 | \$9,000 | - | Newton | | | | \$0 |
| - | Douglas | | | | \$0 | - | Oconee | | | | \$0 |
| - | Early | | | | \$0 | - | Oglethorpe | | | | \$0 |
| - | Echols | | | | \$0 | - | Paulding | | | | \$0 |
| - | Effingham | | | | \$0 | - | Peach | | | | \$0 |
| 14 | Elbert | 2 | 3,000 | \$3.00 | \$18,000 | - | Pickens | | | | \$0 |
| - | Emanuel | | | | \$0 | - | Pierce | | | | \$0 |
| - | Evans | | | | \$0 | 8 | Pike | 22 | 3,000 | \$3.00 | \$198,000 |
| - | Fannin | | | | \$0 | 17 | Polk | 10 | 75 | \$4.00 | \$3,000 |
| - | Fayette | | | | \$0 | 10 | Pulaski | 10 | 3,000 | \$4.00 | \$120,000 |
| - | Floyd | | | | \$0 | 13 | Putnam | 3 | 3,000 | \$3.25 | \$29,250 |
| - | Forsyth | | | | \$0 | - | Quitman | | | | \$0 |
| - | Franklin | | | | \$0 | - | Rabun | | | | \$0 |
| - | Fulton | | | | \$0 | - | Randolph | | | | \$0 |

| Rank | County | Pond | Lbs/Acre | \$/lb | Farm gate |
|---|------------|--------------|----------|--------|---------------------|
| - | Richmond | | | | \$0 |
| - | Rockdale | | | | \$0 |
| - | Schley | | | | \$0 |
| - | Screven | | | | \$0 |
| - | Seminole | | | | \$0 |
| 14 | Spalding | 3 | 2,000 | \$3.00 | \$18,000 |
| - | Stephens | | | | \$0 |
| - | Stewart | | | | \$0 |
| - | Sumter | | | | \$0 |
| - | Talbot | | | | \$0 |
| - | Taliaferro | | | | \$0 |
| - | Tatttnall | | | | \$0 |
| - | Taylor | | | | \$0 |
| - | Telfair | | | | \$0 |
| - | Terrell | | | | \$0 |
| 1 | Thomas | 2,000 | 3,000 | \$3.00 | \$18,000,000 |
| - | Tift | | | | \$0 |
| - | Toombs | | | | \$0 |
| - | Towns | | | | \$0 |
| - | Treutlen | | | | \$0 |
| - | Troup | | | | \$0 |
| - | Turner | | | | \$0 |
| - | Twiggs | | | | \$0 |
| - | Union | | | | \$0 |
| - | Upson | | | | \$0 |
| - | Walker | | | | \$0 |
| - | Walton | | | | \$0 |
| - | Ware | | | | \$0 |
| - | Warren | | | | \$0 |
| - | Washington | | | | \$0 |
| - | Wayne | | | | \$0 |
| - | Webster | | | | \$0 |
| 9 | Wheeler | 20 | 2,200 | \$3.00 | \$132,000 |
| 16 | White | 5 | 250 | \$5.00 | \$6,250 |
| - | Whitfield | | | | \$0 |
| - | Wilcox | | | | \$0 |
| 17 | Wilkes | 1 | 1,000 | \$3.00 | \$3,000 |
| - | Wilkinson | | | | \$0 |
| - | Worth | | | | \$0 |
| Totals & Avg. | | 2,574 | | | \$23,819,500 |
| Percent of Livestock/Aquaculture 1.70% | | | | | |

Top Ten Counties For Catfish



Top Ten Counties by Value - Catfish

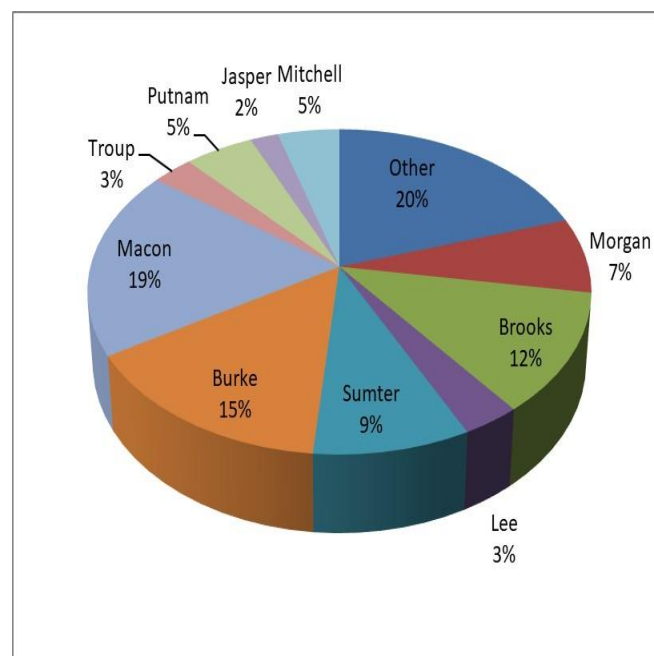
| County | Pond | Lbs/Acre | \$/lb | Farm gate |
|------------|-------|----------|--------|--------------|
| Thomas | 2,000 | 3,000 | \$3.00 | \$18,000,000 |
| Baker | 200 | 3,000 | \$3.50 | \$2,100,000 |
| Meriwether | 160 | 3,000 | \$3.00 | \$1,440,000 |
| Bryan | 10 | 20,000 | \$3.00 | \$600,000 |
| Butts | 50 | 3,000 | \$3.00 | \$450,000 |
| Jackson | 35 | 3,000 | \$3.00 | \$315,000 |
| Lowndes | 30 | 3,000 | \$3.00 | \$270,000 |
| Pike | 22 | 3,000 | \$3.00 | \$198,000 |
| Wheeler | 20 | 2,200 | \$3.00 | \$132,000 |
| Pulaski | 10 | 3,000 | \$4.00 | \$120,000 |

Dairy Farm Gate Value 2021

| Rank | County | No. Prod./Head | \$/lb | Farm gate | Rank | County | No. Prod./Head | \$/lb | Farm gate |
|------|---------------|----------------|---------------|--------------|------|------------|----------------|---------------|--------------|
| 27 | Appling | 500 | 18,209 \$0.18 | \$1,638,810 | - | Gilmer | | | \$0 |
| - | Atkinson | | | \$0 | - | Glascocock | | | \$0 |
| - | Bacon | | | \$0 | - | Glynn | | | \$0 |
| - | Baker | | | \$0 | - | Gordon | | | \$0 |
| - | Baldwin | | | \$0 | 19 | Grady | 614 | 21,000 \$0.18 | \$2,320,920 |
| 41 | Banks | 80 | 16,000 \$0.18 | \$230,400 | 24 | Greene | 500 | 21,000 \$0.18 | \$1,890,000 |
| - | Barrow | | | \$0 | - | Gwinnett | | | \$0 |
| - | Bartow | | | \$0 | - | Habersham | | | \$0 |
| - | Ben Hill | | | \$0 | 18 | Hall | 540 | 25,576 \$0.18 | \$2,485,987 |
| - | Berrien | | | \$0 | 33 | Hancock | 175 | 21,000 \$0.18 | \$661,500 |
| 30 | Bibb | 300 | 18,000 \$0.17 | \$918,000 | - | Haralson | | | \$0 |
| - | Bleckley | | | \$0 | - | Harris | | | \$0 |
| - | Brantley | | | \$0 | 17 | Hart | 875 | 18,209 \$0.18 | \$2,867,918 |
| 3 | Brooks | 11,000 | 18,209 \$0.18 | \$36,053,820 | - | Heard | | | \$0 |
| - | Bryan | | | \$0 | 42 | Henry | 40 | 21,000 \$0.18 | \$151,200 |
| - | Bulloch | | | \$0 | 27 | Houston | 500 | 18,209 \$0.18 | \$1,638,810 |
| 2 | Burke | 13,750 | 18,209 \$0.18 | \$45,067,275 | - | Irwin | | | \$0 |
| - | Butts | | | \$0 | - | Jackson | | | \$0 |
| - | Calhoun | | | \$0 | 10 | Jasper | 1,250 | 22,000 \$0.23 | \$6,325,000 |
| - | Camden | | | \$0 | - | Jeff Davis | | | \$0 |
| - | Candler | | | \$0 | - | Jefferson | | | \$0 |
| 31 | Carroll | 233 | 18,300 \$0.18 | \$767,502 | - | Jenkins | | | \$0 |
| - | Catoosa | | | \$0 | - | Johnson | | | \$0 |
| - | Charlton | | | \$0 | 22 | Jones | 460 | 24,000 \$0.18 | \$1,987,200 |
| - | Chatham | | | \$0 | 26 | Lamar | 450 | 18,209 \$0.21 | \$1,720,751 |
| - | Chattahoochee | | | \$0 | - | Lanier | | | \$0 |
| - | Chattooga | | | \$0 | - | Laurens | | | \$0 |
| - | Cherokee | | | \$0 | 8 | Lee | 3,000 | 18,209 \$0.18 | \$9,832,860 |
| - | Clarke | | | \$0 | - | Liberty | | | \$0 |
| - | Clay | | | \$0 | - | Lincoln | | | \$0 |
| - | Clayton | | | \$0 | - | Long | | | \$0 |
| - | Clinch | | | \$0 | - | Lowndes | | | \$0 |
| - | Cobb | | | \$0 | 45 | Lumpkin | 15 | 8,209 \$0.22 | \$27,090 |
| - | Coffee | | | \$0 | 1 | Macon | 15,700 | 20,200 \$0.18 | \$57,085,200 |
| - | Colquitt | | | \$0 | 32 | Madison | 200 | 20,400 \$0.18 | \$734,400 |
| - | Columbia | | | \$0 | - | Marion | | | \$0 |
| - | Cook | | | \$0 | 25 | McDuffie | 385 | 26,536 \$0.18 | \$1,838,945 |
| 29 | Coweta | 400 | 17,000 \$0.19 | \$1,292,000 | - | McIntosh | | | \$0 |
| - | Crawford | | | \$0 | 28 | Meriwether | 450 | 17,000 \$0.17 | \$1,300,500 |
| 12 | Crisp | 1,200 | 19,000 \$0.18 | \$4,104,000 | - | Miller | | | \$0 |
| - | Dade | | | \$0 | 7 | Mitchell | 4,250 | 18,200 \$0.18 | \$13,923,000 |
| 44 | Dawson | 35 | 18,209 \$0.18 | \$114,717 | 34 | Monroe | 200 | 20,000 \$0.15 | \$600,000 |
| 15 | Decatur | 1,200 | 18,200 \$0.18 | \$3,931,200 | - | Montgomery | | | \$0 |
| - | Dekalb | | | \$0 | 5 | Morgan | 4,300 | 23,000 \$0.23 | \$22,747,000 |
| - | Dodge | | | \$0 | 11 | Murray | 1,000 | 33,032 \$0.17 | \$5,615,440 |
| - | Dooly | | | \$0 | - | Muscogee | | | \$0 |
| - | Dougherty | | | \$0 | - | Newton | | | \$0 |
| - | Douglas | | | \$0 | - | Oconee | | | \$0 |
| - | Early | | | \$0 | 14 | Oglethorpe | 1,200 | 18,209 \$0.18 | \$3,933,144 |
| - | Echols | | | \$0 | - | Paulding | | | \$0 |
| - | Effingham | | | \$0 | - | Peach | | | \$0 |
| - | Elbert | | | \$0 | - | Pickens | | | \$0 |
| - | Emanuel | | | \$0 | 40 | Pierce | 200 | 7,000 \$0.18 | \$252,000 |
| - | Evans | | | \$0 | - | Pike | | | \$0 |
| - | Fannin | | | \$0 | - | Polk | | | \$0 |
| 46 | Fayette | 22 | 1,500 \$0.18 | \$5,940 | - | Pulaski | | | \$0 |
| 37 | Floyd | 38 | 18,209 \$0.43 | \$297,535 | 6 | Putnam | 4,100 | 21,000 \$0.18 | \$15,498,000 |
| - | Forsyth | | | \$0 | - | Quitman | | | \$0 |
| - | Franklin | | | \$0 | - | Rabun | | | \$0 |
| - | Fulton | | | \$0 | - | Randolph | | | \$0 |

| Rank | County | No. Prod./Head | \$/lb | Farm gate |
|---|------------|----------------|---------------|----------------------|
| - | Richmond | | | \$0 |
| - | Rockdale | | | \$0 |
| - | Schley | | | \$0 |
| - | Screven | | | \$0 |
| 38 | Seminole | 95 | 18,200 \$0.17 | \$293,930 |
| 39 | Spalding | 100 | 16,000 \$0.17 | \$272,000 |
| - | Stephens | | | \$0 |
| - | Stewart | | | \$0 |
| 4 | Sumter | 7,000 | 21,000 \$0.18 | \$26,460,000 |
| - | Talbot | | | \$0 |
| - | Taliaferro | | | \$0 |
| - | Tattnall | | | \$0 |
| - | Taylor | | | \$0 |
| - | Telfair | | | \$0 |
| - | Terrell | | | \$0 |
| 23 | Thomas | 600 | 18,209 \$0.18 | \$1,966,572 |
| - | Tift | | | \$0 |
| - | Toombs | | | \$0 |
| - | Towns | | | \$0 |
| - | Treutlen | | | \$0 |
| 9 | Troup | 3,000 | 18,000 \$0.17 | \$9,180,000 |
| - | Turner | | | \$0 |
| - | Twiggs | | | \$0 |
| - | Union | | | \$0 |
| 36 | Upson | 100 | 18,209 \$0.26 | \$473,434 |
| 35 | Walker | 150 | 18,000 \$0.18 | \$486,000 |
| - | Walton | | | \$0 |
| 21 | Ware | 800 | 15,000 \$0.18 | \$2,160,000 |
| - | Warren | | | \$0 |
| 20 | Washington | 700 | 18,000 \$0.18 | \$2,268,000 |
| - | Wayne | | | \$0 |
| - | Webster | | | \$0 |
| - | Wheeler | | | \$0 |
| - | White | | | \$0 |
| 43 | Whitfield | 40 | 18,000 \$0.18 | \$129,600 |
| 16 | Wilcox | 800 | 21,000 \$0.18 | \$3,024,000 |
| 13 | Wilkes | 1,500 | 15,000 \$0.18 | \$4,050,000 |
| - | Wilkinson | | | \$0 |
| - | Worth | | | \$0 |
| Totals & Avg. | | 84,047 | | \$300,621,598 |
| Percent of Livestock/Aquaculture | | | | 21.41% |

Top Ten Counties For Dairy



Top Ten Counties by Value - Dairy

| County | No. | Prod./Head | \$/lb | Farm gate |
|----------|--------|------------|--------|--------------|
| Macon | 15,700 | 20,200 | \$0.18 | \$57,085,200 |
| Burke | 13,750 | 18,209 | \$0.18 | \$45,067,275 |
| Brooks | 11,000 | 18,209 | \$0.18 | \$36,053,820 |
| Sumter | 7,000 | 21,000 | \$0.18 | \$26,460,000 |
| Morgan | 4,300 | 23,000 | \$0.23 | \$22,747,000 |
| Putnam | 4,100 | 21,000 | \$0.18 | \$15,498,000 |
| Mitchell | 4,250 | 18,200 | \$0.18 | \$13,923,000 |
| Lee | 3,000 | 18,209 | \$0.18 | \$9,832,860 |
| Troup | 3,000 | 18,000 | \$0.17 | \$9,180,000 |
| Jasper | 1,250 | 22,000 | \$0.23 | \$6,325,000 |

Goats Farm Gate Value 2021

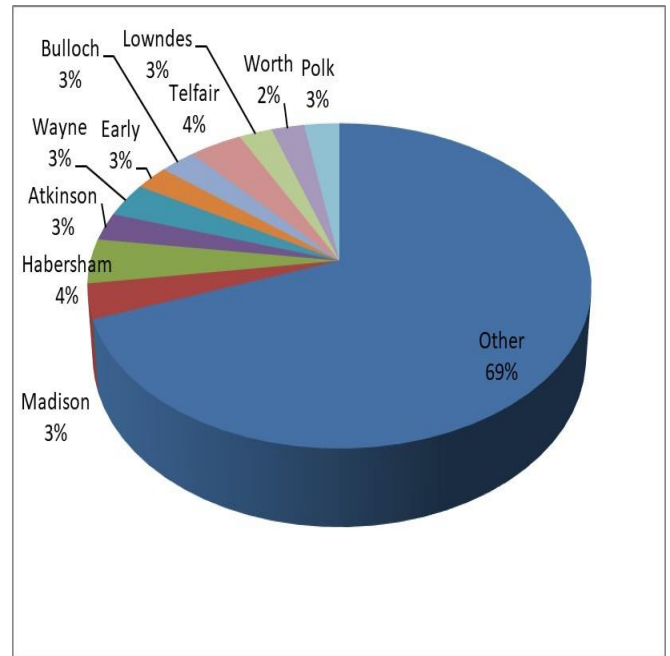
| Rank | County | No.Prod./Head | \$/Hd. | Farm gate | Rank | County | No.Prod./Head | \$/Hd. | Farm gate |
|------|---------------|---------------|--------------|-----------|------|------------|---------------|--------------|-----------|
| 55 | Appling | 400 | 1.25\$159.74 | \$79,870 | 83 | Gilmer | 150 | 1.25\$159.74 | \$29,951 |
| 4 | Atkinson | 3,000 | 1.25\$150.00 | \$562,500 | 17 | Glascocock | 1,500 | 1.25\$150.00 | \$281,250 |
| 49 | Bacon | 500 | 1.25\$159.74 | \$99,838 | - | Glynn | | | \$0 |
| 100 | Baker | 2,000 | 1.25 \$1.50 | \$3,750 | 19 | Gordon | 1,300 | 1.25\$159.74 | \$259,578 |
| 98 | Baldwin | 50 | 1.25\$159.74 | \$9,984 | 70 | Grady | 250 | 1.25\$159.00 | \$49,688 |
| 38 | Banks | 650 | 1.25\$160.00 | \$130,000 | 54 | Greene | 400 | 1.25\$160.00 | \$80,000 |
| 41 | Barrow | 635 | 1.25\$159.74 | \$126,794 | 56 | Gwinnett | 380 | 1.25\$159.74 | \$75,877 |
| 33 | Bartow | 740 | 1.25\$159.74 | \$147,760 | 1 | Habersham | 4,500 | 1.25\$159.74 | \$898,538 |
| 54 | Ben Hill | 400 | 1.25\$160.00 | \$80,000 | 47 | Hall | 697 | 1.25\$128.38 | \$111,851 |
| 90 | Berrien | 120 | 1.25\$159.74 | \$23,961 | 48 | Hancock | 550 | 1.25\$159.74 | \$109,821 |
| 77 | Bibb | 176 | 1.25\$159.74 | \$35,143 | 63 | Haralson | 400 | 1.25\$120.00 | \$60,000 |
| 69 | Bleckley | 250 | 1.25\$159.74 | \$49,919 | 51 | Harris | 350 | 1.25\$200.00 | \$87,500 |
| 85 | Brantley | 130 | 1.25\$159.74 | \$25,958 | 34 | Hart | 900 | 1.25\$128.38 | \$144,428 |
| 20 | Brooks | 1,250 | 1.25\$159.74 | \$249,594 | 42 | Heard | 750 | 1.25\$128.38 | \$120,356 |
| 96 | Bryan | 100 | 1.25\$120.00 | \$15,000 | 61 | Henry | 328 | 1.25\$159.74 | \$65,493 |
| 5 | Bulloch | 2,700 | 1.25\$159.74 | \$539,123 | 62 | Houston | 400 | 1.25\$128.00 | \$64,000 |
| 44 | Burke | 600 | 1.25\$159.74 | \$119,805 | 31 | Irwin | 800 | 1.25\$159.74 | \$159,740 |
| 46 | Butts | 700 | 1.25\$129.00 | \$112,875 | 16 | Jackson | 1,500 | 1.25\$159.74 | \$299,513 |
| 92 | Calhoun | 80 | 1.25\$160.00 | \$16,000 | 25 | Jasper | 1,000 | 1.25\$159.74 | \$199,675 |
| - | Camden | | | \$0 | 37 | Jeff Davis | 700 | 1.25\$150.00 | \$131,250 |
| 94 | Candler | 78 | 1.25\$160.00 | \$15,600 | - | Jefferson | | | \$0 |
| 8 | Carroll | 2,100 | 1.25\$159.74 | \$419,318 | 32 | Jenkins | 954 | 1.25\$130.00 | \$155,025 |
| 30 | Catoosa | 1,000 | 1.25\$128.38 | \$160,475 | 11 | Johnson | 1,700 | 1.25\$160.00 | \$340,000 |
| 76 | Charlton | 200 | 1.25\$150.00 | \$37,500 | 39 | Jones | 650 | 1.25\$159.74 | \$129,789 |
| - | Chatham | | | \$0 | 31 | Lamar | 800 | 1.25\$159.74 | \$159,740 |
| - | Chattahoochee | | | \$0 | 60 | Lanier | 330 | 1.25\$159.74 | \$65,893 |
| 64 | Chattooga | 300 | 1.25\$159.74 | \$59,903 | 24 | Laurens | 1,250 | 1.25\$128.37 | \$200,578 |
| - | Cherokee | | | \$0 | 74 | Lee | 200 | 1.25\$159.74 | \$39,935 |
| 98 | Clarke | 50 | 1.25\$159.74 | \$9,984 | 71 | Liberty | 250 | 1.25\$150.00 | \$46,875 |
| 88 | Clay | 125 | 1.25\$158.00 | \$24,688 | 69 | Lincoln | 250 | 1.25\$159.74 | \$49,919 |
| 18 | Clayton | 1,600 | 1.25\$139.75 | \$279,500 | 36 | Long | 700 | 1.25\$159.74 | \$139,773 |
| 84 | Clinch | 140 | 1.25\$159.74 | \$27,955 | 7 | Lowndes | 2,500 | 1.25\$159.74 | \$499,188 |
| 59 | Cobb | 350 | 1.25\$159.74 | \$69,886 | 79 | Lumpkin | 175 | 1.25\$159.00 | \$34,781 |
| 74 | Coffee | 200 | 1.25\$159.74 | \$39,935 | 10 | Macon | 1,800 | 1.25\$159.74 | \$359,415 |
| 38 | Colquitt | 650 | 1.25\$160.00 | \$130,000 | 3 | Madison | 3,500 | 1.25\$159.74 | \$698,863 |
| 65 | Columbia | 350 | 1.25\$135.00 | \$59,063 | 49 | Marion | 500 | 1.25\$159.74 | \$99,838 |
| 53 | Cook | 500 | 1.25\$128.38 | \$80,238 | 44 | McDuffie | 600 | 1.25\$159.74 | \$119,805 |
| 64 | Coweta | 300 | 1.25\$159.74 | \$59,903 | - | McIntosh | | | \$0 |
| - | Crawford | | | \$0 | 80 | Meriwether | 200 | 1.25\$128.38 | \$32,095 |
| 22 | Crisp | 1,200 | 1.25\$159.74 | \$239,610 | - | Miller | | | \$0 |
| 29 | Dade | 675 | 1.25\$200.00 | \$168,750 | 44 | Mitchell | 600 | 1.25\$159.74 | \$119,805 |
| 79 | Dawson | 175 | 1.25\$159.00 | \$34,781 | 35 | Monroe | 450 | 1.25\$250.00 | \$140,625 |
| 55 | Decatur | 400 | 1.25\$159.74 | \$79,870 | - | Montgomery | | | \$0 |
| - | Dekalb | | | \$0 | 40 | Morgan | 800 | 1.25\$128.38 | \$128,380 |
| 57 | Dodge | 400 | 1.25\$150.00 | \$75,000 | 49 | Murray | 500 | 1.25\$159.74 | \$99,838 |
| 73 | Dooley | 210 | 1.25\$160.00 | \$42,000 | 99 | Muscogee | 25 | 1.25\$159.74 | \$4,992 |
| 91 | Dougherty | 100 | 1.25\$159.74 | \$19,968 | 58 | Newton | 355 | 1.25\$160.00 | \$71,000 |
| 93 | Douglas | 80 | 1.25\$159.74 | \$15,974 | 95 | Oconee | 42 | 1.25\$290.00 | \$15,225 |
| 7 | Early | 2,500 | 1.25\$159.74 | \$499,188 | 23 | Oglethorpe | 1,100 | 1.25\$159.74 | \$219,643 |
| - | Echols | | | \$0 | 48 | Paulding | 550 | 1.25\$159.74 | \$109,821 |
| 26 | Effingham | 1,000 | 1.25\$149.00 | \$186,250 | 89 | Peach | 150 | 1.25\$128.00 | \$24,000 |
| 49 | Elbert | 500 | 1.25\$159.74 | \$99,838 | 97 | Pickens | 60 | 1.25\$159.74 | \$11,981 |
| 19 | Emanuel | 1,300 | 1.25\$159.74 | \$259,578 | 89 | Pierce | 150 | 1.25\$128.00 | \$24,000 |
| 54 | Evans | 400 | 1.25\$160.00 | \$80,000 | 55 | Pike | 400 | 1.25\$159.74 | \$79,870 |
| 50 | Fannin | 550 | 1.25\$128.38 | \$88,261 | 6 | Polk | 1,700 | 1.25\$250.00 | \$531,250 |
| 98 | Fayette | 50 | 1.25\$159.74 | \$9,984 | - | Pulaski | | | \$0 |
| 12 | Floyd | 1,600 | 1.25\$165.00 | \$330,000 | 84 | Putnam | 140 | 1.25\$159.74 | \$27,955 |
| 82 | Forsyth | 150 | 1.25\$159.75 | \$29,953 | - | Quitman | | | \$0 |
| 10 | Franklin | 1,800 | 1.25\$159.74 | \$359,415 | - | Rabun | | | \$0 |
| 52 | Fulton | 450 | 1.25\$143.00 | \$80,438 | 86 | Randolph | 130 | 1.25\$157.00 | \$25,513 |

| Rank | County | No. Prod./Head | \$/Hd. | Farm gate |
|--------------------------|------------|----------------|--------|---------------------|
| 67 | Richmond | 275 | 1.25 | \$159.74 |
| - | Rockdale | | | \$0 |
| 75 | Schley | 200 | 1.25 | \$159.00 |
| 25 | Screven | 1,000 | 1.25 | \$159.74 |
| - | Seminole | | | \$0 |
| 81 | Spalding | 155 | 1.25 | \$159.74 |
| 43 | Stephens | 600 | 1.25 | \$160.00 |
| 92 | Stewart | 80 | 1.25 | \$160.00 |
| 45 | Sumter | 600 | 1.25 | \$155.00 |
| - | Talbot | | | \$0 |
| - | Taliaferro | | | \$0 |
| 21 | Tattall | 1,500 | 1.25 | \$128.38 |
| 87 | Taylor | 125 | 1.25 | \$159.00 |
| 2 | Telfair | 4,000 | 1.25 | \$159.74 |
| 66 | Terrell | 300 | 1.25 | \$150.00 |
| - | Thomas | | | \$0 |
| 15 | Tift | 1,500 | 1.25 | \$160.00 |
| 35 | Toombs | 750 | 1.25 | \$150.00 |
| 83 | Towns | 150 | 1.25 | \$159.74 |
| 72 | Treutlen | 220 | 1.25 | \$159.74 |
| 28 | Troup | 855 | 1.25 | \$159.00 |
| 68 | Turner | 250 | 1.25 | \$160.00 |
| 69 | Twiggs | 250 | 1.25 | \$159.74 |
| 78 | Union | 175 | 1.25 | \$159.74 |
| 9 | Upson | 2,000 | 1.25 | \$159.74 |
| 14 | Walker | 1,600 | 1.25 | \$159.74 |
| 25 | Walton | 1,000 | 1.25 | \$159.74 |
| 74 | Ware | 200 | 1.25 | \$159.74 |
| 17 | Warren | 1,500 | 1.25 | \$150.00 |
| 13 | Washington | 1,600 | 1.25 | \$160.00 |
| 3 | Wayne | 3,500 | 1.25 | \$159.74 |
| 101 | Webster | 10 | 1.25 | \$159.74 |
| 74 | Wheeler | 200 | 1.25 | \$159.74 |
| 97 | White | 60 | 1.25 | \$159.74 |
| 64 | Whitfield | 300 | 1.25 | \$159.74 |
| 27 | Wilcox | 1,100 | 1.25 | \$128.38 |
| 54 | Wilkes | 500 | 1.25 | \$128.00 |
| - | Wilkinson | | | \$0 |
| 7 | Worth | 2,500 | 1.25 | \$159.74 |
| Totals & Avg. | | 105,385 | | \$20,280,000 |

Percent of Livestock/Aquaculture 1.44%

Top Ten Counties

For Goats



Top Ten Counties by Value - Goats

| County | No. | Prod./Head | \$/Hd. | Farm gate |
|-----------|-------|------------|----------|-----------|
| Habersham | 4,500 | 1.25 | \$159.74 | \$898,538 |
| Telfair | 4,000 | 1.25 | \$159.74 | \$798,700 |
| Madison | 3,500 | 1.25 | \$159.74 | \$698,863 |
| Wayne | 3,500 | 1.25 | \$159.74 | \$698,863 |
| Atkinson | 3,000 | 1.25 | \$150.00 | \$562,500 |
| Bulloch | 2,700 | 1.25 | \$159.74 | \$539,123 |
| Polk | 1,700 | 1.25 | \$250.00 | \$531,250 |
| Early | 2,500 | 1.25 | \$159.74 | \$499,188 |
| Lowndes | 2,500 | 1.25 | \$159.74 | \$499,188 |
| Worth | 2,500 | 1.25 | \$159.74 | \$499,188 |

Honeybees Farm Gate Value 2021

| Rank | County | Farm gate Value | Rank | County | Farm gate Value |
|------|---------------|-----------------|------|------------|-----------------|
| 3 | Appling | \$3,546,400 | 72 | Gilmer | \$57,600 |
| 30 | Atkinson | \$299,416 | 53 | Glascock | \$122,000 |
| 9 | Bacon | \$1,216,992 | 99 | Glynn | \$24,012 |
| 29 | Baker | \$337,500 | 94 | Gordon | \$27,000 |
| 39 | Baldwin | \$202,300 | 55 | Grady | \$108,000 |
| 10 | Banks | \$1,197,500 | 124 | Greene | \$10,875 |
| 127 | Barrow | \$9,652 | 138 | Gwinnett | \$713 |
| 59 | Bartow | \$86,825 | 37 | Habersham | \$207,800 |
| - | Ben Hill | \$0 | 57 | Hall | \$105,081 |
| 68 | Berrien | \$64,420 | 45 | Hancock | \$173,250 |
| 123 | Bibb | \$11,080 | 130 | Haralson | \$7,500 |
| 36 | Bleckley | \$210,000 | - | Harris | \$0 |
| 33 | Brantley | \$217,145 | 89 | Hart | \$33,750 |
| 48 | Brooks | \$153,200 | - | Heard | \$0 |
| 93 | Bryan | \$27,500 | 120 | Henry | \$12,816 |
| 41 | Bulloch | \$201,200 | 86 | Houston | \$37,200 |
| 71 | Burke | \$57,720 | 23 | Irwin | \$493,300 |
| 109 | Butts | \$20,280 | 79 | Jackson | \$44,600 |
| 42 | Calhoun | \$193,200 | 133 | Jasper | \$2,592 |
| 114 | Camden | \$16,770 | 32 | Jeff Davis | \$286,000 |
| 38 | Candler | \$202,800 | - | Jefferson | \$0 |
| 15 | Carroll | \$686,340 | 108 | Jenkins | \$20,900 |
| 116 | Catoosa | \$15,600 | 69 | Johnson | \$61,425 |
| 85 | Charlton | \$37,500 | 97 | Jones | \$24,960 |
| 4 | Chatham | \$2,985,000 | 82 | Lamar | \$43,632 |
| - | Chattahoochee | \$0 | 104 | Lanier | \$23,000 |
| 66 | Chattooga | \$69,000 | 119 | Laurens | \$14,400 |
| 19 | Cherokee | \$576,000 | 117 | Lee | \$15,460 |
| 126 | Clarke | \$10,080 | 137 | Liberty | \$1,000 |
| - | Clay | \$0 | 88 | Lincoln | \$36,000 |
| 52 | Clayton | \$132,500 | 55 | Long | \$108,000 |
| 1 | Clinch | \$7,698,484 | 31 | Lowndes | \$292,800 |
| 88 | Cobb | \$36,000 | 91 | Lumpkin | \$30,800 |
| 5 | Coffee | \$2,141,932 | 115 | Macon | \$16,200 |
| 7 | Colquitt | \$1,464,000 | 56 | Madison | \$105,600 |
| 131 | Columbia | \$5,875 | 100 | Marion | \$24,000 |
| 12 | Cook | \$1,077,970 | - | McDuffie | \$0 |
| 61 | Coweta | \$81,000 | 110 | McIntosh | \$19,292 |
| 58 | Crawford | \$104,040 | 112 | Meriwether | \$18,400 |
| 22 | Crisp | \$501,000 | - | Miller | \$0 |
| 74 | Dade | \$49,800 | 77 | Mitchell | \$46,200 |
| 62 | Dawson | \$79,300 | 47 | Monroe | \$157,000 |
| 96 | Decatur | \$25,500 | - | Montgomery | \$0 |
| 134 | Dekalb | \$2,184 | 128 | Morgan | \$8,640 |
| - | Dodge | \$0 | 25 | Murray | \$480,000 |
| 43 | Dooly | \$187,600 | 107 | Muscogee | \$21,080 |
| 106 | Dougherty | \$21,560 | 98 | Newton | \$24,660 |
| 18 | Douglas | \$650,000 | 87 | Oconee | \$36,850 |
| 88 | Early | \$36,000 | 136 | Oglethorpe | \$1,548 |
| 13 | Echols | \$1,000,000 | 63 | Paulding | \$75,000 |
| 20 | Effingham | \$533,750 | 121 | Peach | \$12,550 |
| 130 | Elbert | \$7,500 | 76 | Pickens | \$47,450 |
| 84 | Emanuel | \$39,000 | 14 | Pierce | \$702,500 |
| 6 | Evans | \$1,608,000 | 73 | Pike | \$52,200 |
| 101 | Fannin | \$23,675 | 92 | Polk | \$28,438 |
| 64 | Fayette | \$70,200 | 50 | Pulaski | \$139,000 |
| 21 | Floyd | \$520,000 | 44 | Putnam | \$174,300 |
| 40 | Forsyth | \$201,399 | - | Quitman | \$0 |
| 78 | Franklin | \$45,427 | 11 | Rabun | \$1,173,000 |
| 51 | Fulton | \$134,063 | - | Randolph | \$0 |

| Rank | County | Farm gate Value |
|--------------------------|------------|---------------------|
| 118 | Richmond | \$14,760 |
| 80 | Rockdale | \$44,370 |
| 105 | Schley | \$21,600 |
| 125 | Screven | \$10,248 |
| 75 | Seminole | \$49,500 |
| 91 | Spalding | \$30,800 |
| 65 | Stephens | \$69,900 |
| - | Stewart | \$0 |
| 90 | Sumter | \$30,900 |
| - | Talbot | \$0 |
| 111 | Taliaferro | \$18,720 |
| 16 | Tattnall | \$680,500 |
| 132 | Taylor | \$3,750 |
| 35 | Telfair | \$216,000 |
| - | Terrell | \$0 |
| 122 | Thomas | \$12,480 |
| 28 | Tift | \$365,600 |
| 8 | Toombs | \$1,337,200 |
| 113 | Towns | \$17,280 |
| - | Treutlen | \$0 |
| 102 | Troup | \$23,400 |
| 67 | Turner | \$67,516 |
| 60 | Twiggs | \$84,000 |
| 103 | Union | \$23,040 |
| 24 | Upson | \$488,000 |
| 54 | Walker | \$120,000 |
| 34 | Walton | \$217,000 |
| 17 | Ware | \$664,800 |
| 49 | Warren | \$143,600 |
| 70 | Washington | \$59,383 |
| 27 | Wayne | \$380,528 |
| 83 | Webster | \$40,000 |
| 81 | Wheeler | \$44,000 |
| 26 | White | \$454,000 |
| 95 | Whitfield | \$26,496 |
| 46 | Wilcox | \$166,500 |
| 129 | Wilkes | \$7,800 |
| 135 | Wilkinson | \$1,584 |
| 2 | Worth | \$3,682,500 |
| Totals & Avg. | | \$46,537,306 |

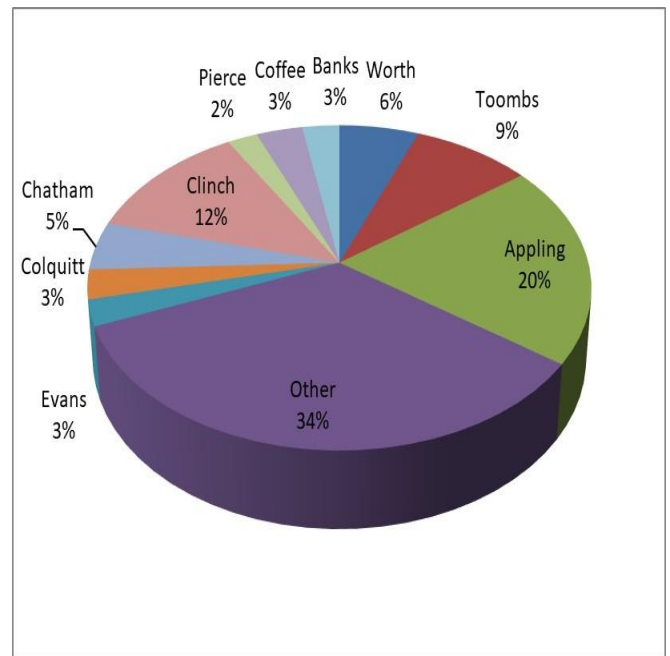
Percent of Livestock/Aquaculture 3.31%

Top Ten Counties by Value - Honeybees

| County | Farm gate Value |
|----------|-----------------|
| Clinch | \$7,698,484 |
| Worth | \$3,682,500 |
| Appling | \$3,546,400 |
| Chatham | \$2,985,000 |
| Coffee | \$2,141,932 |
| Evans | \$1,608,000 |
| Colquitt | \$1,464,000 |
| Toombs | \$1,337,200 |
| Bacon | \$1,216,992 |
| Banks | \$1,197,500 |

Top Ten Counties

For Honeybees

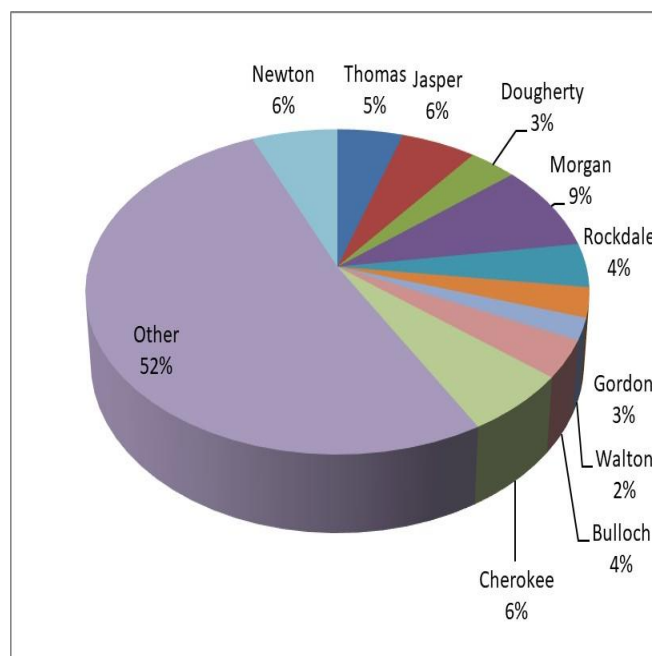


Horses - Boarding, Training, Breeding Farm Gate Value 2021

| Rank | County | No. Head | \$/Hd. | Farm gate | Rank | County | No. Head | \$/Hd. | Farm gate |
|------|---------------|----------|------------|--------------|------|------------|----------|------------|--------------|
| 39 | Appling | 200 | \$3,500.00 | \$700,000 | 24 | Gilmer | 400 | \$3,500.00 | \$1,400,000 |
| 76 | Atkinson | 6 | \$3,500.00 | \$21,000 | 54 | Glascocock | 90 | \$3,500.00 | \$315,000 |
| - | Bacon | | | \$0 | 61 | Glynn | 207 | \$730.00 | \$151,110 |
| 30 | Baker | 320 | \$3,500.00 | \$1,120,000 | 9 | Gordon | 1,500 | \$3,500.00 | \$5,250,000 |
| 38 | Baldwin | 200 | \$3,600.00 | \$720,000 | 46 | Grady | 130 | \$3,500.00 | \$455,000 |
| 29 | Banks | 325 | \$3,500.00 | \$1,137,500 | 58 | Greene | 75 | \$3,500.00 | \$262,500 |
| 57 | Barrow | 79 | \$3,500.00 | \$276,500 | 37 | Gwinnett | 220 | \$3,500.00 | \$770,000 |
| 12 | Bartow | 922 | \$3,500.00 | \$3,227,000 | 20 | Habersham | 500 | \$3,500.00 | \$1,750,000 |
| - | Ben Hill | | | \$0 | 13 | Hall | 906 | \$3,500.00 | \$3,171,000 |
| 49 | Berrien | 120 | \$3,500.00 | \$420,000 | - | Hancock | | | \$0 |
| 59 | Bibb | 61 | \$3,500.00 | \$213,500 | 52 | Haralson | 100 | \$3,500.00 | \$350,000 |
| 60 | Bleckley | 50 | \$3,500.00 | \$175,000 | 33 | Harris | 275 | \$3,500.00 | \$962,500 |
| 71 | Brantley | 25 | \$3,500.00 | \$87,500 | 43 | Hart | 150 | \$3,500.00 | \$525,000 |
| 39 | Brooks | 200 | \$3,500.00 | \$700,000 | 52 | Heard | 100 | \$3,500.00 | \$350,000 |
| 24 | Bryan | 400 | \$3,500.00 | \$1,400,000 | 26 | Henry | 363 | \$3,500.00 | \$1,270,500 |
| 7 | Bulloch | 1,900 | \$3,500.00 | \$6,650,000 | 39 | Houston | 200 | \$3,500.00 | \$700,000 |
| 47 | Burke | 120 | \$3,750.00 | \$450,000 | - | Irwin | | | \$0 |
| 39 | Butts | 200 | \$3,500.00 | \$700,000 | 29 | Jackson | 325 | \$3,500.00 | \$1,137,500 |
| 63 | Calhoun | 40 | \$3,500.00 | \$140,000 | 4 | Jasper | 2,500 | \$4,000.00 | \$10,000,000 |
| 55 | Camden | 87 | \$3,500.00 | \$304,500 | - | Jeff Davis | | | \$0 |
| - | Candler | | | \$0 | - | Jefferson | | | \$0 |
| 23 | Carroll | 1,300 | \$1,100.00 | \$1,430,000 | 72 | Jenkins | 22 | \$3,500.00 | \$77,000 |
| 35 | Catoosa | 250 | \$3,500.00 | \$875,000 | 69 | Johnson | 40 | \$2,500.00 | \$100,000 |
| 71 | Charlton | 25 | \$3,500.00 | \$87,500 | 53 | Jones | 90 | \$3,600.00 | \$324,000 |
| 27 | Chatham | 250 | \$5,000.00 | \$1,250,000 | 24 | Lamar | 400 | \$3,500.00 | \$1,400,000 |
| - | Chattahoochee | | | \$0 | 62 | Lanier | 50 | \$3,000.00 | \$150,000 |
| 75 | Chattooga | 100 | \$500.00 | \$50,000 | 39 | Laurens | 200 | \$3,500.00 | \$700,000 |
| 3 | Cherokee | 2,400 | \$4,500.00 | \$10,800,000 | 39 | Lee | 200 | \$3,500.00 | \$700,000 |
| 41 | Clarke | 184 | \$3,500.00 | \$644,000 | - | Liberty | | | \$0 |
| - | Clay | | | \$0 | 34 | Lincoln | 225 | \$4,000.00 | \$900,000 |
| 39 | Clayton | 200 | \$3,500.00 | \$700,000 | - | Long | | | \$0 |
| 70 | Clinch | 45 | \$2,000.00 | \$90,000 | 17 | Lowndes | 725 | \$3,500.00 | \$2,537,500 |
| 31 | Cobb | 300 | \$3,500.00 | \$1,050,000 | 39 | Lumpkin | 200 | \$3,500.00 | \$700,000 |
| 64 | Coffee | 32 | \$3,700.00 | \$118,400 | - | Macon | | | \$0 |
| - | Colquitt | | | \$0 | 43 | Madison | 150 | \$3,500.00 | \$525,000 |
| 43 | Columbia | 175 | \$3,000.00 | \$525,000 | 66 | Marion | 37 | \$3,000.00 | \$111,000 |
| - | Cook | | | \$0 | 21 | McDuffie | 450 | \$3,500.00 | \$1,575,000 |
| 11 | Coweta | 1,000 | \$3,500.00 | \$3,500,000 | - | McIntosh | | | \$0 |
| - | Crawford | | | \$0 | 52 | Meriwether | 100 | \$3,500.00 | \$350,000 |
| 52 | Crisp | 100 | \$3,500.00 | \$350,000 | - | Miller | | | \$0 |
| 35 | Dade | 250 | \$3,500.00 | \$875,000 | 60 | Mitchell | 50 | \$3,500.00 | \$175,000 |
| 36 | Dawson | 225 | \$3,500.00 | \$787,500 | 18 | Monroe | 450 | \$5,000.00 | \$2,250,000 |
| 39 | Decatur | 200 | \$3,500.00 | \$700,000 | - | Montgomery | | | \$0 |
| 44 | Dekalb | 145 | \$3,500.00 | \$507,500 | 1 | Morgan | 3,100 | \$5,000.00 | \$15,500,000 |
| 60 | Dodge | 50 | \$3,500.00 | \$175,000 | 16 | Murray | 800 | \$3,500.00 | \$2,800,000 |
| 74 | Dooly | 20 | \$3,500.00 | \$70,000 | 54 | Muscogee | 90 | \$3,500.00 | \$315,000 |
| 8 | Dougherty | 1,800 | \$3,500.00 | \$6,300,000 | 2 | Newton | 1,760 | \$6,500.00 | \$11,440,000 |
| 43 | Douglas | 150 | \$3,500.00 | \$525,000 | 22 | Oconee | 227 | \$6,300.00 | \$1,430,100 |
| - | Early | | | \$0 | 15 | Oglethorpe | 825 | \$3,500.00 | \$2,887,500 |
| - | Echols | | | \$0 | 24 | Paulding | 400 | \$3,500.00 | \$1,400,000 |
| 36 | Effingham | 225 | \$3,500.00 | \$787,500 | 52 | Peach | 100 | \$3,500.00 | \$350,000 |
| 52 | Elbert | 100 | \$3,500.00 | \$350,000 | 43 | Pickens | 150 | \$3,500.00 | \$525,000 |
| 43 | Emanuel | 150 | \$3,500.00 | \$525,000 | - | Pierce | | | \$0 |
| - | Evans | | | \$0 | 50 | Pike | 90 | \$4,500.00 | \$405,000 |
| 20 | Fannin | 500 | \$3,500.00 | \$1,750,000 | 28 | Polk | 350 | \$3,500.00 | \$1,225,000 |
| 25 | Fayette | 384 | \$3,500.00 | \$1,344,000 | 35 | Pulaski | 250 | \$3,500.00 | \$875,000 |
| 40 | Floyd | 192 | \$3,500.00 | \$672,000 | 29 | Putnam | 325 | \$3,500.00 | \$1,137,500 |
| 24 | Forsyth | 400 | \$3,500.00 | \$1,400,000 | - | Quitman | | | \$0 |
| 20 | Franklin | 500 | \$3,500.00 | \$1,750,000 | - | Rabun | | | \$0 |
| 14 | Fulton | 836 | \$3,500.00 | \$2,926,000 | - | Randolph | | | \$0 |

| Rank | County | No. Head | \$/Hd. | Farm gate |
|---|------------|---------------|------------|----------------------|
| 52 | Richmond | 100 | \$3,500.00 | \$350,000 |
| 6 | Rockdale | 1,954 | \$4,000.00 | \$7,816,000 |
| 74 | Schley | 20 | \$3,500.00 | \$70,000 |
| 39 | Screven | 200 | \$3,500.00 | \$700,000 |
| 45 | Seminole | 125 | \$4,000.00 | \$500,000 |
| 56 | Spalding | 80 | \$3,500.00 | \$280,000 |
| 43 | Stephens | 150 | \$3,500.00 | \$525,000 |
| 67 | Stewart | 30 | \$3,500.00 | \$105,000 |
| 52 | Sumter | 100 | \$3,500.00 | \$350,000 |
| - | Talbot | | | \$0 |
| - | Taliaferro | | | \$0 |
| - | Tattnall | | | \$0 |
| - | Taylor | | | \$0 |
| 35 | Telfair | 250 | \$3,500.00 | \$875,000 |
| 32 | Terrell | 200 | \$5,000.00 | \$1,000,000 |
| 5 | Thomas | 2,500 | \$3,500.00 | \$8,750,000 |
| 43 | Tift | 150 | \$3,500.00 | \$525,000 |
| - | Toombs | | | \$0 |
| 56 | Towns | 80 | \$3,500.00 | \$280,000 |
| - | Treutlen | | | \$0 |
| 21 | Troup | 450 | \$3,500.00 | \$1,575,000 |
| - | Turner | | | \$0 |
| 73 | Twiggs | 21 | \$3,500.00 | \$73,500 |
| 39 | Union | 200 | \$3,500.00 | \$700,000 |
| 24 | Upson | 400 | \$3,500.00 | \$1,400,000 |
| 24 | Walker | 400 | \$3,500.00 | \$1,400,000 |
| 10 | Walton | 1,100 | \$3,500.00 | \$3,850,000 |
| 65 | Ware | 75 | \$1,500.00 | \$112,500 |
| 51 | Warren | 130 | \$3,000.00 | \$390,000 |
| 69 | Washington | 40 | \$2,500.00 | \$100,000 |
| 48 | Wayne | 125 | \$3,500.00 | \$437,500 |
| - | Webster | | | \$0 |
| 42 | Wheeler | 180 | \$3,500.00 | \$630,000 |
| 19 | White | 540 | \$3,500.00 | \$1,890,000 |
| 68 | Whitfield | 29 | \$3,500.00 | \$101,500 |
| 74 | Wilcox | 20 | \$3,500.00 | \$70,000 |
| 43 | Wilkes | 150 | \$3,500.00 | \$525,000 |
| 60 | Wilkinson | 50 | \$3,500.00 | \$175,000 |
| 54 | Worth | 90 | \$3,500.00 | \$315,000 |
| Totals & Avg. | | 47,579 | | \$178,912,610 |
| Percent of Livestock/Aquaculture | | | | 12.74% |

Top Ten Counties For Horses - Boarding, Training, Breeding



Top Ten Counties by Value - Horses - Boarding, Training, Breeding

| County | No. Head | \$/Hd. | Farm gate |
|-----------|----------|------------|--------------|
| Morgan | 3,100 | \$5,000.00 | \$15,500,000 |
| Newton | 1,760 | \$6,500.00 | \$11,440,000 |
| Cherokee | 2,400 | \$4,500.00 | \$10,800,000 |
| Jasper | 2,500 | \$4,000.00 | \$10,000,000 |
| Thomas | 2,500 | \$3,500.00 | \$8,750,000 |
| Rockdale | 1,954 | \$4,000.00 | \$7,816,000 |
| Bulloch | 1,900 | \$3,500.00 | \$6,650,000 |
| Dougherty | 1,800 | \$3,500.00 | \$6,300,000 |
| Gordon | 1,500 | \$3,500.00 | \$5,250,000 |
| Walton | 1,100 | \$3,500.00 | \$3,850,000 |

Horses - Raised Farm Gate Value 2021

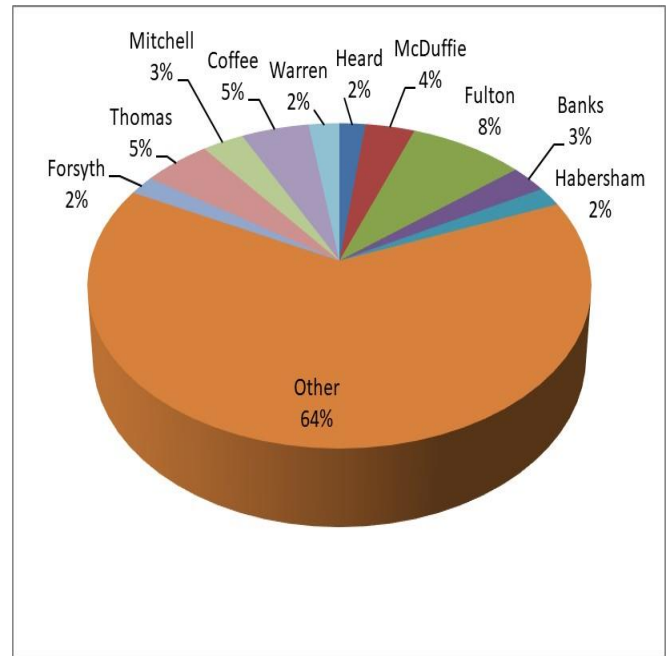
| Rank | County | No. Head | \$/Hd. | Farm gate | Rank | County | No. Head | \$/Hd. | Farm gate |
|------|---------------|----------|------------|-------------|------|------------|----------|------------|-------------|
| 43 | Appling | 60 | \$2,300.00 | \$138,000 | 39 | Gilmer | 80 | \$2,300.00 | \$184,000 |
| 11 | Atkinson | 450 | \$2,300.00 | \$1,035,000 | 19 | Glascocock | 280 | \$2,400.00 | \$672,000 |
| 41 | Bacon | 70 | \$2,300.00 | \$161,000 | - | Glynn | | | \$0 |
| 58 | Baker | 20 | \$2,500.00 | \$50,000 | 47 | Gordon | 50 | \$2,300.00 | \$115,000 |
| 38 | Baldwin | 55 | \$3,500.00 | \$192,500 | 30 | Grady | 160 | \$2,300.00 | \$368,000 |
| 6 | Banks | 715 | \$2,300.00 | \$1,644,500 | 27 | Greene | 200 | \$2,300.00 | \$460,000 |
| 13 | Barrow | 438 | \$2,300.00 | \$1,007,400 | - | Gwinnett | | | \$0 |
| 46 | Bartow | 54 | \$2,300.00 | \$124,200 | 8 | Habersham | 500 | \$2,300.00 | \$1,150,000 |
| - | Ben Hill | | | \$0 | 18 | Hall | 300 | \$2,300.00 | \$690,000 |
| 24 | Berrien | 225 | \$2,300.00 | \$517,500 | 25 | Hancock | 220 | \$2,300.00 | \$506,000 |
| 35 | Bibb | 100 | \$2,300.00 | \$230,000 | 10 | Haralson | 300 | \$3,500.00 | \$1,050,000 |
| 21 | Bleckley | 250 | \$2,300.00 | \$575,000 | 9 | Harris | 450 | \$2,500.00 | \$1,125,000 |
| 45 | Brantley | 55 | \$2,300.00 | \$126,500 | 36 | Hart | 95 | \$2,300.00 | \$218,500 |
| 50 | Brooks | 40 | \$2,300.00 | \$92,000 | 8 | Heard | 500 | \$2,300.00 | \$1,150,000 |
| 21 | Bryan | 250 | \$2,300.00 | \$575,000 | - | Henry | | | \$0 |
| 18 | Bulloch | 300 | \$2,300.00 | \$690,000 | 31 | Houston | 150 | \$2,300.00 | \$345,000 |
| 9 | Burke | 450 | \$2,500.00 | \$1,125,000 | - | Irwin | | | \$0 |
| 59 | Butts | 20 | \$2,300.00 | \$46,000 | 15 | Jackson | 420 | \$2,300.00 | \$966,000 |
| 61 | Calhoun | 15 | \$2,400.00 | \$36,000 | 35 | Jasper | 100 | \$2,300.00 | \$230,000 |
| 47 | Camden | 50 | \$2,300.00 | \$115,000 | - | Jeff Davis | | | \$0 |
| - | Candler | | | \$0 | - | Jefferson | | | \$0 |
| 29 | Carroll | 340 | \$1,100.00 | \$374,000 | 46 | Jenkins | 54 | \$2,300.00 | \$124,200 |
| 31 | Catoosa | 150 | \$2,300.00 | \$345,000 | 62 | Johnson | 15 | \$2,000.00 | \$30,000 |
| 32 | Charlton | 120 | \$2,300.00 | \$276,000 | 56 | Jones | 15 | \$3,500.00 | \$52,500 |
| - | Chatham | | | \$0 | - | Lamar | | | \$0 |
| - | Chattahoochee | | | \$0 | 60 | Lanier | 20 | \$2,000.00 | \$40,000 |
| 23 | Chattooga | 350 | \$1,500.00 | \$525,000 | 47 | Laurens | 50 | \$2,300.00 | \$115,000 |
| - | Cherokee | | | \$0 | 40 | Lee | 75 | \$2,300.00 | \$172,500 |
| - | Clarke | | | \$0 | - | Liberty | | | \$0 |
| - | Clay | | | \$0 | 48 | Lincoln | 50 | \$2,000.00 | \$100,000 |
| 43 | Clayton | 60 | \$2,300.00 | \$138,000 | - | Long | | | \$0 |
| 66 | Clinch | 10 | \$1,000.00 | \$10,000 | 25 | Lowndes | 220 | \$2,300.00 | \$506,000 |
| 47 | Cobb | 50 | \$2,300.00 | \$115,000 | 47 | Lumpkin | 50 | \$2,300.00 | \$115,000 |
| 2 | Coffee | 1,200 | \$2,500.00 | \$3,000,000 | 20 | Macon | 275 | \$2,300.00 | \$632,500 |
| - | Colquitt | | | \$0 | 18 | Madison | 300 | \$2,300.00 | \$690,000 |
| 51 | Columbia | 35 | \$2,300.00 | \$80,500 | 54 | Marion | 30 | \$2,000.00 | \$60,000 |
| 18 | Cook | 300 | \$2,300.00 | \$690,000 | 4 | McDuffie | 950 | \$2,300.00 | \$2,185,000 |
| - | Coweta | | | \$0 | - | McIntosh | | | \$0 |
| 47 | Crawford | 50 | \$2,300.00 | \$115,000 | 17 | Meriwether | 350 | \$2,300.00 | \$805,000 |
| 27 | Crisp | 200 | \$2,300.00 | \$460,000 | - | Miller | | | \$0 |
| 31 | Dade | 150 | \$2,300.00 | \$345,000 | 5 | Mitchell | 800 | \$2,300.00 | \$1,840,000 |
| 16 | Dawson | 400 | \$2,300.00 | \$920,000 | 42 | Monroe | 50 | \$3,000.00 | \$150,000 |
| - | Decatur | | | \$0 | - | Montgomery | | | \$0 |
| - | Dekalb | | | \$0 | 26 | Morgan | 200 | \$2,500.00 | \$500,000 |
| 40 | Dodge | 75 | \$2,300.00 | \$172,500 | 18 | Murray | 300 | \$2,300.00 | \$690,000 |
| 59 | Dooly | 20 | \$2,300.00 | \$46,000 | - | Muscogee | | | \$0 |
| 35 | Dougherty | 100 | \$2,300.00 | \$230,000 | 14 | Newton | 285 | \$3,509.00 | \$1,000,065 |
| 51 | Douglas | 35 | \$2,300.00 | \$80,500 | 65 | Oconee | 3 | \$5,500.00 | \$16,500 |
| - | Early | | | \$0 | 28 | Oglethorpe | 175 | \$2,300.00 | \$402,500 |
| - | Echols | | | \$0 | 55 | Paulding | 25 | \$2,300.00 | \$57,500 |
| 16 | Effingham | 400 | \$2,300.00 | \$920,000 | 35 | Peach | 100 | \$2,300.00 | \$230,000 |
| 16 | Elbert | 400 | \$2,300.00 | \$920,000 | 32 | Pickens | 120 | \$2,300.00 | \$276,000 |
| - | Emanuel | | | \$0 | 42 | Pierce | 100 | \$1,500.00 | \$150,000 |
| - | Evans | | | \$0 | 16 | Pike | 400 | \$2,300.00 | \$920,000 |
| 35 | Fannin | 100 | \$2,300.00 | \$230,000 | 31 | Polk | 150 | \$2,300.00 | \$345,000 |
| - | Fayette | | | \$0 | 31 | Pulaski | 150 | \$2,300.00 | \$345,000 |
| 35 | Floyd | 100 | \$2,300.00 | \$230,000 | 63 | Putnam | 10 | \$2,300.00 | \$23,000 |
| 8 | Forsyth | 500 | \$2,300.00 | \$1,150,000 | 49 | Quitman | 40 | \$2,450.00 | \$98,000 |
| 18 | Franklin | 300 | \$2,300.00 | \$690,000 | - | Rabun | | | \$0 |
| 1 | Fulton | 1,450 | \$3,500.00 | \$5,075,000 | 53 | Randolph | 25 | \$2,450.00 | \$61,250 |

| Rank | County | No. Head | \$/Hd. | Farm gate |
|--------------------------|------------|---------------|------------|---------------------|
| 67 | Richmond | 1 | \$2,300.00 | \$2,300 |
| 57 | Rockdale | 20 | \$2,550.00 | \$51,000 |
| 63 | Schley | 10 | \$2,300.00 | \$23,000 |
| - | Screven | | | \$0 |
| 25 | Seminole | 220 | \$2,300.00 | \$506,000 |
| 39 | Spalding | 80 | \$2,300.00 | \$184,000 |
| 21 | Stephens | 250 | \$2,300.00 | \$575,000 |
| 44 | Stewart | 56 | \$2,400.00 | \$134,400 |
| 50 | Sumter | 40 | \$2,300.00 | \$92,000 |
| - | Talbot | | | \$0 |
| - | Taliaferro | | | \$0 |
| - | Tattnall | | | \$0 |
| 37 | Taylor | 100 | \$2,000.00 | \$200,000 |
| 47 | Telfair | 50 | \$2,300.00 | \$115,000 |
| 33 | Terrell | 100 | \$2,750.00 | \$275,000 |
| 3 | Thomas | 1,300 | \$2,300.00 | \$2,990,000 |
| 47 | Tift | 50 | \$2,300.00 | \$115,000 |
| 18 | Toombs | 300 | \$2,300.00 | \$690,000 |
| 55 | Towns | 25 | \$2,300.00 | \$57,500 |
| - | Treutlen | | | \$0 |
| 22 | Troup | 230 | \$2,300.00 | \$529,000 |
| - | Turner | | | \$0 |
| 35 | Twiggs | 100 | \$2,300.00 | \$230,000 |
| 52 | Union | 30 | \$2,300.00 | \$69,000 |
| - | Upson | | | \$0 |
| 16 | Walker | 400 | \$2,300.00 | \$920,000 |
| 12 | Walton | 444 | \$2,300.00 | \$1,021,200 |
| - | Ware | | | \$0 |
| 7 | Warren | 680 | \$2,000.00 | \$1,360,000 |
| 64 | Washington | 15 | \$1,500.00 | \$22,500 |
| 55 | Wayne | 25 | \$2,300.00 | \$57,500 |
| 48 | Webster | 40 | \$2,500.00 | \$100,000 |
| 51 | Wheeler | 35 | \$2,300.00 | \$80,500 |
| 34 | White | 100 | \$2,500.00 | \$250,000 |
| - | Whitfield | | | \$0 |
| 35 | Wilcox | 100 | \$2,300.00 | \$230,000 |
| 35 | Wilkes | 100 | \$2,300.00 | \$230,000 |
| 55 | Wilkinson | 25 | \$2,300.00 | \$57,500 |
| 20 | Worth | 275 | \$2,300.00 | \$632,500 |
| Totals & Avg. | | 24,905 | | \$59,380,015 |

Percent of Livestock/Aquaculture 4.23%

Top Ten Counties

For Horses - Raised



Top Ten Counties by Value - Horses - Raised

| County | No. Head | \$/Hd. | Farm gate |
|-----------|----------|------------|-------------|
| Fulton | 1,450 | \$3,500.00 | \$5,075,000 |
| Coffee | 1,200 | \$2,500.00 | \$3,000,000 |
| Thomas | 1,300 | \$2,300.00 | \$2,990,000 |
| McDuffie | 950 | \$2,300.00 | \$2,185,000 |
| Mitchell | 800 | \$2,300.00 | \$1,840,000 |
| Banks | 715 | \$2,300.00 | \$1,644,500 |
| Warren | 680 | \$2,000.00 | \$1,360,000 |
| Forsyth | 500 | \$2,300.00 | \$1,150,000 |
| Habersham | 500 | \$2,300.00 | \$1,150,000 |
| Heard | 500 | \$2,300.00 | \$1,150,000 |

Pork - Farrow to Finish Farm Gate Value 2021

| Rank | County | No. | Prod./Head | \$/lb | Farm gate | Rank | County | No. | Prod./Head | \$/lb | Farm gate |
|------|---------------|-----|------------|--------|-------------|------|------------|-----|------------|--------|-----------|
| 15 | Appling | 100 | 3675.0 | \$0.67 | \$246,225 | 37 | Gilmer | 20 | 3675.0 | \$0.67 | \$49,245 |
| - | Atkinson | | | | \$0 | 19 | Glascocock | 90 | 3675.0 | \$0.65 | \$214,988 |
| - | Bacon | | | | \$0 | - | Glynn | | | | \$0 |
| 30 | Baker | 30 | 3675.0 | \$0.80 | \$88,200 | 7 | Gordon | 145 | 3675.0 | \$0.67 | \$357,026 |
| 8 | Baldwin | 200 | 3675.0 | \$0.43 | \$316,050 | 34 | Grady | 25 | 3675.0 | \$0.67 | \$61,556 |
| 14 | Banks | 85 | 4500.0 | \$0.67 | \$256,275 | - | Greene | | | | \$0 |
| - | Barrow | | | | \$0 | - | Gwinnett | | | | \$0 |
| - | Bartow | | | | \$0 | - | Habersham | | | | \$0 |
| - | Ben Hill | | | | \$0 | 25 | Hall | 53 | 3675.0 | \$0.67 | \$130,499 |
| 6 | Berrien | 200 | 3675.0 | \$0.67 | \$492,450 | - | Hancock | | | | \$0 |
| - | Bibb | | | | \$0 | - | Haralson | | | | \$0 |
| - | Bleckley | | | | \$0 | - | Harris | | | | \$0 |
| 28 | Brantley | 40 | 3975.0 | \$0.67 | \$106,530 | - | Hart | | | | \$0 |
| 1 | Brooks | 500 | 3675.0 | \$0.67 | \$1,231,125 | - | Heard | | | | \$0 |
| - | Bryan | | | | \$0 | - | Henry | | | | \$0 |
| 26 | Bulloch | 50 | 3675.0 | \$0.67 | \$123,113 | - | Houston | | | | \$0 |
| - | Burke | | | | \$0 | - | Irwin | | | | \$0 |
| - | Butts | | | | \$0 | 17 | Jackson | 90 | 3675.0 | \$0.67 | \$221,603 |
| - | Calhoun | | | | \$0 | 21 | Jasper | 75 | 3675.0 | \$0.67 | \$184,669 |
| - | Camden | | | | \$0 | - | Jeff Davis | | | | \$0 |
| 2 | Candler | 300 | 3675.0 | \$0.67 | \$738,675 | - | Jefferson | | | | \$0 |
| 22 | Carroll | 70 | 3675.0 | \$0.67 | \$172,358 | 3 | Jenkins | 250 | 3675.0 | \$0.67 | \$615,563 |
| - | Catoosa | | | | \$0 | 13 | Johnson | 100 | 3900.0 | \$0.70 | \$273,000 |
| 15 | Charlton | 100 | 3675.0 | \$0.67 | \$246,225 | 31 | Jones | 50 | 3675.0 | \$0.43 | \$79,013 |
| - | Chatham | | | | \$0 | - | Lamar | | | | \$0 |
| - | Chattahoochee | | | | \$0 | - | Lanier | | | | \$0 |
| - | Chattooga | | | | \$0 | 15 | Laurens | 100 | 3675.0 | \$0.67 | \$246,225 |
| - | Cherokee | | | | \$0 | 16 | Lee | 95 | 3675.0 | \$0.67 | \$233,914 |
| - | Clarke | | | | \$0 | - | Liberty | | | | \$0 |
| - | Clay | | | | \$0 | 33 | Lincoln | 30 | 3450.0 | \$0.67 | \$69,345 |
| - | Clayton | | | | \$0 | - | Long | | | | \$0 |
| - | Clinch | | | | \$0 | 26 | Lowndes | 50 | 3675.0 | \$0.67 | \$123,113 |
| - | Cobb | | | | \$0 | 39 | Lumpkin | 10 | 3675.0 | \$0.67 | \$24,623 |
| 23 | Coffee | 65 | 3675.0 | \$0.67 | \$160,046 | 10 | Macon | 125 | 3675.0 | \$0.67 | \$307,781 |
| - | Colquitt | | | | \$0 | 15 | Madison | 100 | 3675.0 | \$0.67 | \$246,225 |
| - | Columbia | | | | \$0 | - | Marion | | | | \$0 |
| - | Cook | | | | \$0 | - | McDuffie | | | | \$0 |
| - | Coweta | | | | \$0 | - | McIntosh | | | | \$0 |
| - | Crawford | | | | \$0 | - | Meriwether | | | | \$0 |
| - | Crisp | | | | \$0 | - | Miller | | | | \$0 |
| 26 | Dade | 50 | 3675.0 | \$0.67 | \$123,113 | - | Mitchell | | | | \$0 |
| 22 | Dawson | 70 | 3675.0 | \$0.67 | \$172,358 | - | Monroe | | | | \$0 |
| - | Decatur | | | | \$0 | - | Montgomery | | | | \$0 |
| - | Dekalb | | | | \$0 | 2 | Morgan | 300 | 3675.0 | \$0.67 | \$738,675 |
| 21 | Dodge | 75 | 3675.0 | \$0.67 | \$184,669 | - | Murray | | | | \$0 |
| - | Dooley | | | | \$0 | - | Muscogee | | | | \$0 |
| 40 | Dougherty | 5 | 3675.0 | \$0.67 | \$12,311 | - | Newton | | | | \$0 |
| 32 | Douglas | 45 | 3675.0 | \$0.43 | \$71,111 | - | Oconee | | | | \$0 |
| - | Early | | | | \$0 | - | Oglethorpe | | | | \$0 |
| - | Echols | | | | \$0 | 15 | Paulding | 100 | 3675.0 | \$0.67 | \$246,225 |
| 18 | Effingham | 100 | 3675.0 | \$0.60 | \$220,500 | - | Peach | | | | \$0 |
| 12 | Elbert | 150 | 3675.0 | \$0.50 | \$275,625 | 27 | Pickens | 45 | 3675.0 | \$0.70 | \$115,763 |
| - | Emanuel | | | | \$0 | - | Pierce | | | | \$0 |
| - | Evans | | | | \$0 | - | Pike | | | | \$0 |
| 36 | Fannin | 25 | 3675.0 | \$0.55 | \$50,531 | - | Polk | | | | \$0 |
| - | Fayette | | | | \$0 | - | Pulaski | | | | \$0 |
| - | Floyd | | | | \$0 | 15 | Putnam | 100 | 3675.0 | \$0.67 | \$246,225 |
| 9 | Forsyth | 120 | 3900.0 | \$0.67 | \$313,560 | - | Quitman | | | | \$0 |
| - | Franklin | | | | \$0 | - | Rabun | | | | \$0 |
| 38 | Fulton | 20 | 3675.0 | \$0.45 | \$33,075 | 11 | Randolph | 120 | 3750.0 | \$0.64 | \$288,000 |

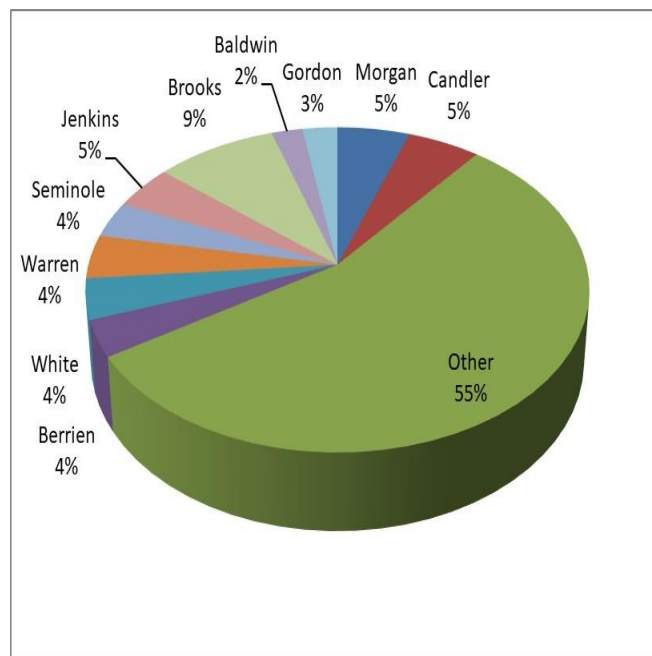
| Rank | County | No. | Prod./Head | \$/lb | Farm gate |
|--------------------------|------------|--------------|------------|--------|---------------------|
| - | Richmond | | | | \$0 |
| - | Rockdale | | | | \$0 |
| - | Schley | | | | \$0 |
| - | Screven | | | | \$0 |
| 6 | Seminole | 200 | 3675.0 | \$0.67 | \$492,450 |
| - | Spalding | | | | \$0 |
| 24 | Stephens | 70 | 3000.0 | \$0.67 | \$140,700 |
| 29 | Stewart | 40 | 3675.0 | \$0.67 | \$98,490 |
| - | Sumter | | | | \$0 |
| - | Talbot | | | | \$0 |
| - | Taliaferro | | | | \$0 |
| - | Tattnall | | | | \$0 |
| 35 | Taylor | 25 | 3750.0 | \$0.62 | \$58,125 |
| 37 | Telfair | 20 | 3675.0 | \$0.67 | \$49,245 |
| - | Terrell | | | | \$0 |
| - | Thomas | | | | \$0 |
| 21 | Tift | 75 | 3675.0 | \$0.67 | \$184,669 |
| 41 | Toombs | 150 | 36.8 | \$0.67 | \$3,693 |
| 26 | Towns | 50 | 3675.0 | \$0.67 | \$123,113 |
| - | Treutlen | | | | \$0 |
| 42 | Troup | 59 | 36.8 | \$0.67 | \$1,453 |
| - | Turner | | | | \$0 |
| - | Twiggs | | | | \$0 |
| 20 | Union | 80 | 3675.0 | \$0.67 | \$196,980 |
| - | Upson | | | | \$0 |
| - | Walker | | | | \$0 |
| 15 | Walton | 100 | 3675.0 | \$0.67 | \$246,225 |
| - | Ware | | | | \$0 |
| 4 | Warren | 250 | 3675.0 | \$0.65 | \$597,188 |
| - | Washington | | | | \$0 |
| - | Wayne | | | | \$0 |
| - | Webster | | | | \$0 |
| 20 | Wheeler | 80 | 3675.0 | \$0.67 | \$196,980 |
| 5 | White | 60 | 3675.0 | \$2.50 | \$551,250 |
| - | Whitfield | | | | \$0 |
| - | Wilcox | | | | \$0 |
| - | Wilkes | | | | \$0 |
| - | Wilkinson | | | | \$0 |
| 37 | Worth | 20 | 3675.0 | \$0.67 | \$49,245 |
| Totals & Avg. | | 5,752 | | | \$13,697,202 |

Percent of Livestock/Aquaculture 0.98%

Top Ten Counties by Value - Pork - Farrow to Finish

| County | No. | Prod./Head | \$/lb | Farm gate |
|----------|-----|------------|--------|-------------|
| Brooks | 500 | 3675.0 | \$0.67 | \$1,231,125 |
| Candler | 300 | 3675.0 | \$0.67 | \$738,675 |
| Morgan | 300 | 3675.0 | \$0.67 | \$738,675 |
| Jenkins | 250 | 3675.0 | \$0.67 | \$615,563 |
| Warren | 250 | 3675.0 | \$0.65 | \$597,188 |
| White | 60 | 3675.0 | \$2.50 | \$551,250 |
| Berrien | 200 | 3675.0 | \$0.67 | \$492,450 |
| Seminole | 200 | 3675.0 | \$0.67 | \$492,450 |
| Gordon | 145 | 3675.0 | \$0.67 | \$357,026 |
| Baldwin | 200 | 3675.0 | \$0.43 | \$316,050 |

Top Ten Counties For Pork - Farrow to Finish

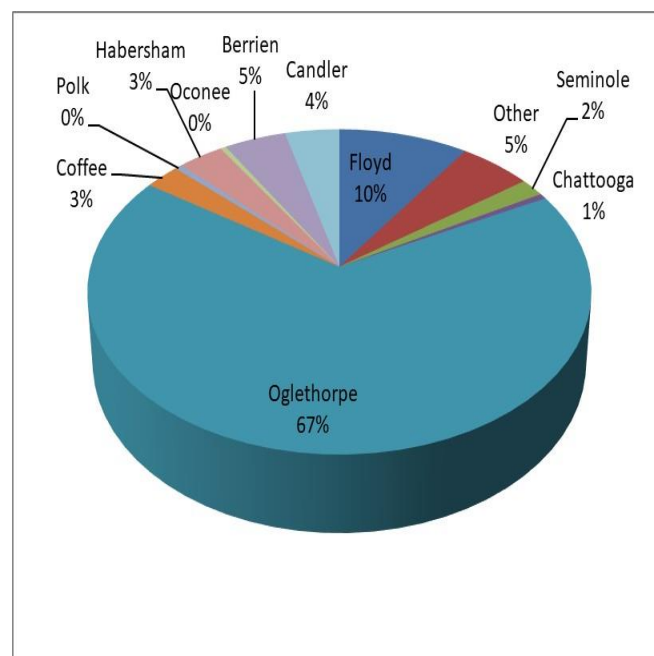


Pork - Feeder Farm Gate Value 2021

| Rank | County | No. Prod./Head | \$/lb | Farm gate | Rank | County | No. Prod./Head | \$/lb | Farm gate |
|------|---------------|----------------|--------------|-------------|------|------------|----------------|--------------|--------------|
| 15 | Appling | 150 | 50.0 \$1.17 | \$131,625 | 24 | Gilmer | 75 | 50.0 \$1.17 | \$65,813 |
| - | Atkinson | | | \$0 | - | Glascocock | | | \$0 |
| - | Bacon | | | \$0 | - | Glynn | | | \$0 |
| 19 | Baker | 120 | 50.0 \$1.20 | \$108,000 | - | Gordon | | | \$0 |
| 25 | Baldwin | 100 | 50.0 \$0.75 | \$56,250 | 15 | Grady | 150 | 50.0 \$1.17 | \$131,625 |
| - | Banks | | | \$0 | 14 | Greene | 100 | 100.0 \$0.94 | \$141,000 |
| - | Barrow | | | \$0 | - | Gwinnett | | | \$0 |
| 33 | Bartow | 4 | 144.0 \$1.17 | \$10,109 | 5 | Habersham | 1,833 | 50.0 \$1.17 | \$1,608,458 |
| - | Ben Hill | | | \$0 | - | Hall | | | \$0 |
| 3 | Berrien | 2,500 | 50.0 \$1.17 | \$2,193,750 | - | Hancock | | | \$0 |
| - | Bibb | | | \$0 | - | Haralson | | | \$0 |
| - | Bleckley | | | \$0 | - | Harris | | | \$0 |
| 30 | Brantley | 40 | 40.0 \$1.12 | \$26,808 | - | Hart | | | \$0 |
| - | Brooks | | | \$0 | - | Heard | | | \$0 |
| - | Bryan | | | \$0 | - | Henry | | | \$0 |
| 18 | Bulloch | 125 | 50.0 \$1.17 | \$109,688 | - | Houston | | | \$0 |
| 28 | Burke | 45 | 60.0 \$1.00 | \$40,500 | 13 | Irwin | 145 | 60.0 \$1.17 | \$152,685 |
| - | Butts | | | \$0 | - | Jackson | | | \$0 |
| - | Calhoun | | | \$0 | 27 | Jasper | 50 | 50.0 \$1.17 | \$43,875 |
| - | Camden | | | \$0 | - | Jeff Davis | | | \$0 |
| 4 | Candler | 2,200 | 50.0 \$1.17 | \$1,930,500 | - | Jefferson | | | \$0 |
| - | Carroll | | | \$0 | - | Jenkins | | | \$0 |
| - | Catoosa | | | \$0 | 16 | Johnson | 100 | 75.0 \$1.10 | \$123,750 |
| - | Charlton | | | \$0 | - | Jones | | | \$0 |
| - | Chatham | | | \$0 | - | Lamar | | | \$0 |
| - | Chattahoochee | | | \$0 | 27 | Lanier | 50 | 50.0 \$1.17 | \$43,875 |
| 8 | Chattooga | 30 | 500.0 \$1.17 | \$263,250 | 25 | Laurens | 100 | 50.0 \$0.75 | \$56,250 |
| - | Cherokee | | | \$0 | - | Lee | | | \$0 |
| - | Clarke | | | \$0 | - | Liberty | | | \$0 |
| - | Clay | | | \$0 | - | Lincoln | | | \$0 |
| - | Clayton | | | \$0 | - | Long | | | \$0 |
| - | Clinch | | | \$0 | 11 | Lowndes | 200 | 50.0 \$1.17 | \$175,500 |
| - | Cobb | | | \$0 | - | Lumpkin | | | \$0 |
| 6 | Coffee | 1,400 | 50.0 \$1.17 | \$1,228,500 | - | Macon | | | \$0 |
| - | Colquitt | | | \$0 | 21 | Madison | 100 | 50.0 \$1.17 | \$87,750 |
| - | Columbia | | | \$0 | - | Marion | | | \$0 |
| - | Cook | | | \$0 | - | McDuffie | | | \$0 |
| - | Coweta | | | \$0 | - | McIntosh | | | \$0 |
| - | Crawford | | | \$0 | 25 | Meriwether | 100 | 50.0 \$0.75 | \$56,250 |
| - | Crisp | | | \$0 | - | Miller | | | \$0 |
| - | Dade | | | \$0 | - | Mitchell | | | \$0 |
| - | Dawson | | | \$0 | 29 | Monroe | 50 | 50.0 \$0.75 | \$28,125 |
| 27 | Decatur | 50 | 50.0 \$1.17 | \$43,875 | - | Montgomery | | | \$0 |
| - | Dekalb | | | \$0 | 32 | Morgan | 15 | 50.0 \$1.17 | \$13,163 |
| 15 | Dodge | 150 | 50.0 \$1.17 | \$131,625 | - | Murray | | | \$0 |
| - | Dooley | | | \$0 | 22 | Muscogee | 90 | 50.0 \$1.17 | \$78,975 |
| - | Dougherty | | | \$0 | - | Newton | | | \$0 |
| - | Douglas | | | \$0 | 10 | Oconee | 120 | 95.0 \$1.17 | \$200,070 |
| - | Early | | | \$0 | 1 | Oglethorpe | 140,000 | 13.0 \$1.17 | \$31,941,000 |
| - | Echols | | | \$0 | - | Paulding | | | \$0 |
| - | Effingham | | | \$0 | - | Peach | | | \$0 |
| - | Elbert | | | \$0 | - | Pickens | | | \$0 |
| - | Emanuel | | | \$0 | - | Pierce | | | \$0 |
| - | Evans | | | \$0 | - | Pike | | | \$0 |
| 20 | Fannin | 125 | 50.0 \$0.96 | \$90,000 | 9 | Polk | 75 | 150.0 \$1.50 | \$253,125 |
| - | Fayette | | | \$0 | - | Pulaski | | | \$0 |
| 2 | Floyd | 3,500 | 50.0 \$1.75 | \$4,593,750 | 15 | Putnam | 150 | 50.0 \$1.17 | \$131,625 |
| - | Forsyth | | | \$0 | - | Quitman | | | \$0 |
| - | Franklin | | | \$0 | - | Rabun | | | \$0 |
| - | Fulton | | | \$0 | - | Randolph | | | \$0 |

| Rank | County | No. Prod./Head | \$/lb | Farm gate |
|---|------------|----------------|-------|---------------------|
| - | Richmond | | | \$0 |
| - | Rockdale | | | \$0 |
| - | Schley | | | \$0 |
| - | Screven | | | \$0 |
| 7 | Seminole | 200 | 245.0 | \$1.17 \$859,950 |
| - | Spalding | | | \$0 |
| 27 | Stephens | 50 | 50.0 | \$1.17 \$43,875 |
| - | Stewart | | | \$0 |
| - | Sumter | | | \$0 |
| 23 | Talbot | 50 | 50.0 | \$2.00 \$75,000 |
| - | Taliaferro | | | \$0 |
| - | Tattnall | | | \$0 |
| - | Taylor | | | \$0 |
| - | Telfair | | | \$0 |
| - | Terrell | | | \$0 |
| - | Thomas | | | \$0 |
| 31 | Tift | 25 | 50.0 | \$1.17 \$21,938 |
| - | Toombs | | | \$0 |
| - | Towns | | | \$0 |
| - | Treutlen | | | \$0 |
| - | Troup | | | \$0 |
| - | Turner | | | \$0 |
| - | Twiggs | | | \$0 |
| - | Union | | | \$0 |
| - | Upson | | | \$0 |
| - | Walker | | | \$0 |
| - | Walton | | | \$0 |
| - | Ware | | | \$0 |
| 12 | Warren | 200 | 50.0 | \$1.15 \$172,500 |
| - | Washington | | | \$0 |
| - | Wayne | | | \$0 |
| - | Webster | | | \$0 |
| 26 | Wheeler | 53 | 50.0 | \$1.17 \$46,508 |
| - | White | | | \$0 |
| - | Whitfield | | | \$0 |
| - | Wilcox | | | \$0 |
| 17 | Wilkes | 100 | 100.0 | \$0.75 \$112,500 |
| - | Wilkinson | | | \$0 |
| - | Worth | | | \$0 |
| Totals & Avg. | | 154,720 | | \$47,623,412 |
| Percent of Livestock/Aquaculture | | | | 3.39% |

Top Ten Counties For Pork - Feeder



Top Ten Counties by Value - Pork - Feeder

| County | No. Head | Prod./Head | \$/lb | Farm gate |
|------------|----------|------------|--------|--------------|
| Oglethorpe | 140,000 | 13.0 | \$1.17 | \$31,941,000 |
| Floyd | 3,500 | 50.0 | \$1.75 | \$4,593,750 |
| Berrien | 2,500 | 50.0 | \$1.17 | \$2,193,750 |
| Candler | 2,200 | 50.0 | \$1.17 | \$1,930,500 |
| Habersham | 1,833 | 50.0 | \$1.17 | \$1,608,458 |
| Coffee | 1,400 | 50.0 | \$1.17 | \$1,228,500 |
| Seminole | 200 | 245.0 | \$1.17 | \$859,950 |
| Chattooga | 30 | 500.0 | \$1.17 | \$263,250 |
| Polk | 75 | 150.0 | \$1.50 | \$253,125 |
| Oconee | 120 | 95.0 | \$1.17 | \$200,070 |

Pork - Finishing Only Farm Gate Value 2021

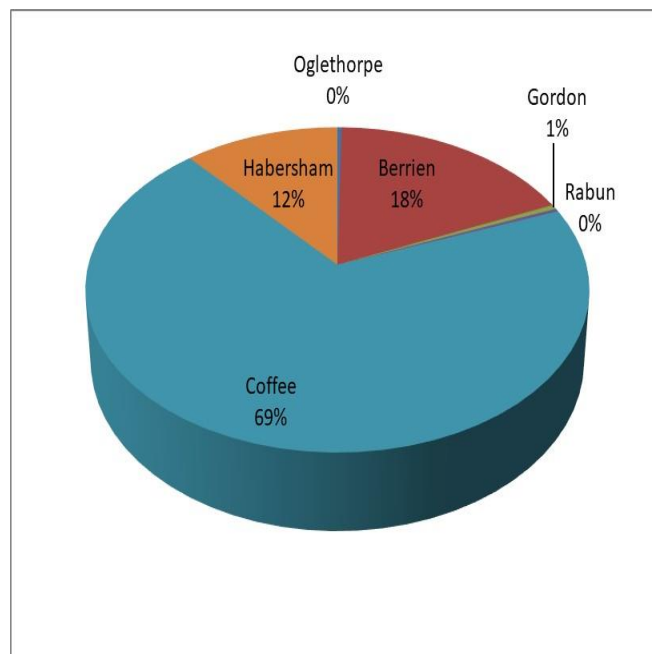
| Rank | County | No. Prod./Head | \$/lb | Farm gate | Rank | County | No. Prod./Head | \$/lb | Farm gate |
|------|---------------|----------------|--------------|-------------|------|------------|----------------|--------------|-----------|
| - | Appling | | | \$0 | - | Gilmer | | | \$0 |
| - | Atkinson | | | \$0 | - | Glascok | | | \$0 |
| - | Bacon | | | \$0 | - | Glynn | | | \$0 |
| - | Baker | | | \$0 | 4 | Gordon | 70 | 553.5 \$0.66 | \$25,572 |
| - | Baldwin | | | \$0 | - | Grady | | | \$0 |
| - | Banks | | | \$0 | - | Greene | | | \$0 |
| - | Barrow | | | \$0 | - | Gwinnett | | | \$0 |
| - | Bartow | | | \$0 | 3 | Habersham | 1,833 | 553.5 \$0.66 | \$669,613 |
| - | Ben Hill | | | \$0 | - | Hall | | | \$0 |
| 2 | Berrien | 2,886 | 553.5 \$0.66 | \$1,054,285 | - | Hancock | | | \$0 |
| - | Bibb | | | \$0 | - | Haralson | | | \$0 |
| - | Bleckley | | | \$0 | - | Harris | | | \$0 |
| - | Brantley | | | \$0 | - | Hart | | | \$0 |
| - | Brooks | | | \$0 | - | Heard | | | \$0 |
| - | Bryan | | | \$0 | - | Henry | | | \$0 |
| - | Bulloch | | | \$0 | - | Houston | | | \$0 |
| - | Burke | | | \$0 | - | Irwin | | | \$0 |
| - | Butts | | | \$0 | - | Jackson | | | \$0 |
| - | Calhoun | | | \$0 | - | Jasper | | | \$0 |
| - | Camden | | | \$0 | - | Jeff Davis | | | \$0 |
| - | Candler | | | \$0 | - | Jefferson | | | \$0 |
| - | Carroll | | | \$0 | - | Jenkins | | | \$0 |
| - | Catoosa | | | \$0 | - | Johnson | | | \$0 |
| - | Charlton | | | \$0 | - | Jones | | | \$0 |
| - | Chatham | | | \$0 | - | Lamar | | | \$0 |
| - | Chattahoochee | | | \$0 | - | Lanier | | | \$0 |
| - | Chattooga | | | \$0 | - | Laurens | | | \$0 |
| - | Cherokee | | | \$0 | - | Lee | | | \$0 |
| - | Clarke | | | \$0 | - | Liberty | | | \$0 |
| - | Clay | | | \$0 | - | Lincoln | | | \$0 |
| - | Clayton | | | \$0 | - | Long | | | \$0 |
| - | Clinch | | | \$0 | - | Lowndes | | | \$0 |
| - | Cobb | | | \$0 | - | Lumpkin | | | \$0 |
| 1 | Coffee | 11,000 | 553.5 \$0.66 | \$4,018,410 | - | Macon | | | \$0 |
| - | Colquitt | | | \$0 | - | Madison | | | \$0 |
| - | Columbia | | | \$0 | - | Marion | | | \$0 |
| - | Cook | | | \$0 | - | McDuffie | | | \$0 |
| - | Coweta | | | \$0 | - | McIntosh | | | \$0 |
| - | Crawford | | | \$0 | - | Meriwether | | | \$0 |
| - | Crisp | | | \$0 | - | Miller | | | \$0 |
| - | Dade | | | \$0 | - | Mitchell | | | \$0 |
| - | Dawson | | | \$0 | - | Monroe | | | \$0 |
| - | Decatur | | | \$0 | - | Montgomery | | | \$0 |
| - | Dekalb | | | \$0 | - | Morgan | | | \$0 |
| - | Dodge | | | \$0 | - | Murray | | | \$0 |
| - | Dooley | | | \$0 | - | Muscogee | | | \$0 |
| - | Dougherty | | | \$0 | - | Newton | | | \$0 |
| - | Douglas | | | \$0 | - | Oconee | | | \$0 |
| - | Early | | | \$0 | 5 | Oglethorpe | 50 | 553.5 \$0.66 | \$18,266 |
| - | Echols | | | \$0 | - | Paulding | | | \$0 |
| - | Effingham | | | \$0 | - | Peach | | | \$0 |
| - | Elbert | | | \$0 | - | Pickens | | | \$0 |
| - | Emanuel | | | \$0 | - | Pierce | | | \$0 |
| - | Evans | | | \$0 | - | Pike | | | \$0 |
| - | Fannin | | | \$0 | - | Polk | | | \$0 |
| - | Fayette | | | \$0 | - | Pulaski | | | \$0 |
| - | Floyd | | | \$0 | - | Putnam | | | \$0 |
| - | Forsyth | | | \$0 | - | Quitman | | | \$0 |
| - | Franklin | | | \$0 | 6 | Rabun | 75 | 553.5 \$0.43 | \$17,850 |
| - | Fulton | | | \$0 | - | Randolph | | | \$0 |

| Rank | County | No. Prod./Head | \$/lb | Farm gate |
|--------------------------|------------|----------------|-------|--------------------|
| - | Richmond | | | \$0 |
| - | Rockdale | | | \$0 |
| - | Schley | | | \$0 |
| - | Screven | | | \$0 |
| - | Seminole | | | \$0 |
| - | Spalding | | | \$0 |
| - | Stephens | | | \$0 |
| - | Stewart | | | \$0 |
| - | Sumter | | | \$0 |
| - | Talbot | | | \$0 |
| - | Taliaferro | | | \$0 |
| - | Tattnall | | | \$0 |
| - | Taylor | | | \$0 |
| - | Telfair | | | \$0 |
| - | Terrell | | | \$0 |
| - | Thomas | | | \$0 |
| - | Tift | | | \$0 |
| - | Toombs | | | \$0 |
| - | Towns | | | \$0 |
| - | Treutlen | | | \$0 |
| - | Troup | | | \$0 |
| - | Turner | | | \$0 |
| - | Twiggs | | | \$0 |
| - | Union | | | \$0 |
| - | Upson | | | \$0 |
| - | Walker | | | \$0 |
| - | Walton | | | \$0 |
| - | Ware | | | \$0 |
| - | Warren | | | \$0 |
| - | Washington | | | \$0 |
| - | Wayne | | | \$0 |
| - | Webster | | | \$0 |
| - | Wheeler | | | \$0 |
| - | White | | | \$0 |
| - | Whitfield | | | \$0 |
| - | Wilcox | | | \$0 |
| - | Wilkes | | | \$0 |
| - | Wilkinson | | | \$0 |
| - | Worth | | | \$0 |
| Totals & Avg. | | 15,914 | | \$5,803,995 |

Percent of Livestock/Aquaculture 0.41%

Top Ten Counties

For Pork - Finishing Only



Top Ten Counties by Value - Pork - Finishing Only

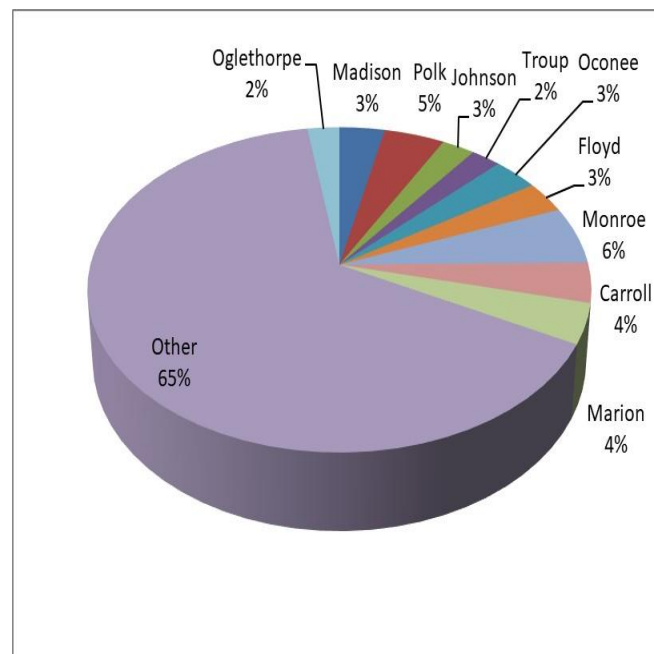
| County | No. | Prod./Head | \$/lb | Farm gate |
|------------|--------|------------|--------|-------------|
| Coffee | 11,000 | 553.5 | \$0.66 | \$4,018,410 |
| Berrien | 2,886 | 553.5 | \$0.66 | \$1,054,285 |
| Habersham | 1,833 | 553.5 | \$0.66 | \$669,613 |
| Gordon | 70 | 553.5 | \$0.66 | \$25,572 |
| Oglethorpe | 50 | 553.5 | \$0.66 | \$18,266 |
| Rabun | 75 | 553.5 | \$0.43 | \$17,850 |
| Appling | | | | \$0 |
| Atkinson | | | | \$0 |
| Bacon | | | | \$0 |
| Baker | | | | \$0 |

Sheep Farm Gate Value 2021

| Rank | County | No. Prod./Head | \$/Hd. | Farm gate | Rank | County | No. Prod./Head | \$/Hd. | Farm gate |
|------|---------------|----------------|---------------|-----------|------|------------|----------------|---------------|-----------|
| 60 | Appling | 50 | 1.25 \$233.33 | \$14,583 | 60 | Gilmer | 50 | 1.25 \$233.33 | \$14,583 |
| - | Atkinson | | | \$0 | 10 | Glascocock | 400 | 1.25 \$300.00 | \$150,000 |
| - | Bacon | | | \$0 | - | Glynn | | | \$0 |
| 71 | Baker | 40 | 1.25 \$225.00 | \$11,250 | 17 | Gordon | 350 | 1.25 \$233.33 | \$102,082 |
| 76 | Baldwin | 20 | 1.25 \$233.33 | \$5,833 | 72 | Grady | 30 | 1.25 \$233.33 | \$8,750 |
| 26 | Banks | 250 | 1.25 \$225.00 | \$70,313 | 25 | Greene | 250 | 1.25 \$232.33 | \$72,603 |
| 42 | Barrow | 111 | 1.25 \$233.33 | \$32,375 | - | Gwinnett | | | \$0 |
| 23 | Bartow | 277 | 1.25 \$233.33 | \$80,791 | 22 | Habersham | 300 | 1.25 \$233.33 | \$87,499 |
| 43 | Ben Hill | 80 | 1.25 \$300.00 | \$30,000 | 28 | Hall | 237 | 1.25 \$181.91 | \$53,891 |
| - | Berrien | | | \$0 | 66 | Hancock | 40 | 1.25 \$233.33 | \$11,667 |
| - | Bibb | | | \$0 | 36 | Haralson | 200 | 1.25 \$160.00 | \$40,000 |
| 76 | Bleckley | 20 | 1.25 \$233.33 | \$5,833 | 21 | Harris | 275 | 1.25 \$259.00 | \$89,031 |
| - | Brantley | | | \$0 | 32 | Hart | 200 | 1.25 \$181.91 | \$45,478 |
| 37 | Brooks | 135 | 1.25 \$233.30 | \$39,369 | 68 | Heard | 50 | 1.25 \$181.91 | \$11,369 |
| - | Bryan | | | \$0 | 47 | Henry | 92 | 1.25 \$233.33 | \$26,833 |
| 15 | Bulloch | 400 | 1.25 \$233.33 | \$116,665 | 59 | Houston | 70 | 1.25 \$190.00 | \$16,625 |
| 15 | Burke | 400 | 1.25 \$233.33 | \$116,665 | - | Irwin | | | \$0 |
| 40 | Butts | 150 | 1.25 \$182.00 | \$34,125 | 17 | Jackson | 350 | 1.25 \$233.33 | \$102,082 |
| - | Calhoun | | | \$0 | 24 | Jasper | 250 | 1.25 \$233.33 | \$72,916 |
| - | Camden | | | \$0 | - | Jeff Davis | | | \$0 |
| 38 | Candler | 132 | 1.25 \$234.00 | \$38,610 | - | Jefferson | | | \$0 |
| 3 | Carroll | 1,000 | 1.25 \$233.33 | \$291,663 | 41 | Jenkins | 112 | 1.25 \$233.33 | \$32,666 |
| 19 | Catoosa | 400 | 1.25 \$181.91 | \$90,955 | 7 | Johnson | 600 | 1.25 \$240.00 | \$180,000 |
| - | Charlton | | | \$0 | 44 | Jones | 130 | 1.25 \$181.91 | \$29,560 |
| - | Chatham | | | \$0 | 17 | Lamar | 350 | 1.25 \$233.33 | \$102,082 |
| - | Chattahoochee | | | \$0 | 60 | Lanier | 50 | 1.25 \$233.33 | \$14,583 |
| - | Chattooga | | | \$0 | 19 | Laurens | 400 | 1.25 \$181.91 | \$90,955 |
| - | Cherokee | | | \$0 | 66 | Lee | 40 | 1.25 \$233.33 | \$11,667 |
| 73 | Clarke | 25 | 1.25 \$233.33 | \$7,292 | - | Liberty | | | \$0 |
| - | Clay | | | \$0 | 45 | Lincoln | 100 | 1.25 \$233.33 | \$29,166 |
| 57 | Clayton | 80 | 1.25 \$178.83 | \$17,883 | - | Long | | | \$0 |
| 72 | Clinch | 30 | 1.25 \$233.33 | \$8,750 | 12 | Lowndes | 475 | 1.25 \$233.33 | \$138,540 |
| - | Cobb | | | \$0 | 29 | Lumpkin | 185 | 1.25 \$233.00 | \$53,881 |
| 60 | Coffee | 50 | 1.25 \$233.33 | \$14,583 | 48 | Macon | 85 | 1.25 \$233.33 | \$24,791 |
| 61 | Colquitt | 50 | 1.25 \$233.00 | \$14,563 | 4 | Madison | 850 | 1.25 \$233.33 | \$247,913 |
| - | Columbia | | | \$0 | 3 | Marion | 1,000 | 1.25 \$233.33 | \$291,663 |
| 68 | Cook | 50 | 1.25 \$181.91 | \$11,369 | 22 | McDuffie | 300 | 1.25 \$233.33 | \$87,499 |
| 60 | Coweta | 50 | 1.25 \$233.33 | \$14,583 | - | McIntosh | | | \$0 |
| - | Crawford | | | \$0 | 16 | Meriwether | 500 | 1.25 \$181.91 | \$113,694 |
| - | Crisp | | | \$0 | - | Miller | | | \$0 |
| 49 | Dade | 80 | 1.25 \$233.33 | \$23,333 | 33 | Mitchell | 150 | 1.25 \$233.33 | \$43,749 |
| 18 | Dawson | 320 | 1.25 \$233.00 | \$93,200 | 1 | Monroe | 1,350 | 1.25 \$250.00 | \$421,875 |
| 60 | Decatur | 50 | 1.25 \$233.33 | \$14,583 | - | Montgomery | | | \$0 |
| - | Dekalb | | | \$0 | 19 | Morgan | 400 | 1.25 \$181.91 | \$90,955 |
| 67 | Dodge | 40 | 1.25 \$233.00 | \$11,650 | 45 | Murray | 100 | 1.25 \$233.33 | \$29,166 |
| - | Dooley | | | \$0 | - | Muscogee | | | \$0 |
| 72 | Dougherty | 30 | 1.25 \$233.33 | \$8,750 | 58 | Newton | 75 | 1.25 \$180.00 | \$16,875 |
| - | Douglas | | | \$0 | 5 | Oconee | 339 | 1.25 \$580.00 | \$245,775 |
| 24 | Early | 250 | 1.25 \$233.33 | \$72,916 | 8 | Oglethorpe | 600 | 1.25 \$233.33 | \$174,998 |
| - | Echols | | | \$0 | 45 | Paulding | 100 | 1.25 \$233.33 | \$29,166 |
| 50 | Effingham | 80 | 1.25 \$220.00 | \$22,000 | 70 | Peach | 50 | 1.25 \$181.00 | \$11,313 |
| 46 | Elbert | 100 | 1.25 \$233.00 | \$29,125 | 67 | Pickens | 40 | 1.25 \$233.00 | \$11,650 |
| 11 | Emanuel | 500 | 1.25 \$233.33 | \$145,831 | - | Pierce | | | \$0 |
| 51 | Evans | 75 | 1.25 \$234.00 | \$21,938 | 52 | Pike | 75 | 1.25 \$233.33 | \$21,875 |
| 62 | Fannin | 60 | 1.25 \$181.91 | \$13,643 | 2 | Polk | 1,000 | 1.25 \$265.00 | \$331,250 |
| 54 | Fayette | 72 | 1.25 \$233.33 | \$21,000 | - | Pulaski | | | \$0 |
| 6 | Floyd | 800 | 1.25 \$233.33 | \$233,330 | 45 | Putnam | 100 | 1.25 \$233.33 | \$29,166 |
| 48 | Forsyth | 85 | 1.25 \$233.33 | \$24,791 | - | Quitman | | | \$0 |
| 14 | Franklin | 450 | 1.25 \$233.33 | \$131,248 | - | Rabun | | | \$0 |
| 30 | Fulton | 250 | 1.25 \$164.00 | \$51,250 | 39 | Randolph | 120 | 1.25 \$235.00 | \$35,250 |

| Rank | County | No. Prod./Head | \$/Hd. | Farm gate |
|---|------------|----------------|---------------|--------------------|
| 74 | Richmond | 25 | 1.25 \$233.00 | \$7,281 |
| 63 | Rockdale | 55 | 1.25 \$195.45 | \$13,437 |
| 53 | Schley | 75 | 1.25 \$233.00 | \$21,844 |
| 45 | Screven | 100 | 1.25 \$233.33 | \$29,166 |
| - | Seminole | | | \$0 |
| 45 | Spalding | 100 | 1.25 \$233.33 | \$29,166 |
| 31 | Stephens | 175 | 1.25 \$230.00 | \$50,313 |
| - | Stewart | | | \$0 |
| 34 | Sumter | 150 | 1.25 \$230.00 | \$43,125 |
| - | Talbot | | | \$0 |
| - | Taliaferro | | | \$0 |
| 13 | Tattnall | 600 | 1.25 \$181.91 | \$136,433 |
| 77 | Taylor | 20 | 1.25 \$225.00 | \$5,625 |
| 35 | Telfair | 140 | 1.25 \$233.33 | \$40,833 |
| 75 | Terrell | 25 | 1.25 \$230.00 | \$7,188 |
| - | Thomas | | | \$0 |
| 65 | Tift | 40 | 1.25 \$234.00 | \$11,700 |
| 75 | Toombs | 25 | 1.25 \$230.00 | \$7,188 |
| 64 | Towns | 45 | 1.25 \$233.33 | \$13,125 |
| - | Treutlen | | | \$0 |
| 9 | Troup | 556 | 1.25 \$233.00 | \$161,935 |
| 55 | Turner | 65 | 1.25 \$235.00 | \$19,094 |
| - | Twiggs | | | \$0 |
| 56 | Union | 65 | 1.25 \$233.33 | \$18,958 |
| 11 | Upson | 500 | 1.25 \$233.33 | \$145,831 |
| 15 | Walker | 400 | 1.25 \$233.33 | \$116,665 |
| 11 | Walton | 500 | 1.25 \$233.33 | \$145,831 |
| - | Ware | | | \$0 |
| 20 | Warren | 300 | 1.25 \$240.00 | \$90,000 |
| 10 | Washington | 500 | 1.25 \$240.00 | \$150,000 |
| 27 | Wayne | 200 | 1.25 \$233.33 | \$58,333 |
| 78 | Webster | 10 | 1.25 \$233.33 | \$2,917 |
| 79 | Wheeler | 8 | 1.25 \$233.33 | \$2,333 |
| 14 | White | 450 | 1.25 \$233.33 | \$131,248 |
| 64 | Whitfield | 45 | 1.25 \$233.33 | \$13,125 |
| 69 | Wilcox | 50 | 1.25 \$181.81 | \$11,363 |
| 71 | Wilkes | 50 | 1.25 \$180.00 | \$11,250 |
| - | Wilkinson | | | \$0 |
| 52 | Worth | 75 | 1.25 \$233.33 | \$21,875 |
| Totals & Avg. | | 25,211 | | \$7,350,949 |
| Percent of Livestock/Aquaculture | | | | 0.52% |

Top Ten Counties For Sheep



Top Ten Counties by Value - Sheep

| County | No. | Prod./Head | \$/Hd. | Farm gate |
|------------|-------|------------|----------|-----------|
| Monroe | 1,350 | 1.25 | \$250.00 | \$421,875 |
| Polk | 1,000 | 1.25 | \$265.00 | \$331,250 |
| Carroll | 1,000 | 1.25 | \$233.33 | \$291,663 |
| Marion | 1,000 | 1.25 | \$233.33 | \$291,663 |
| Madison | 850 | 1.25 | \$233.33 | \$247,913 |
| Oconee | 339 | 1.25 | \$580.00 | \$245,775 |
| Floyd | 800 | 1.25 | \$233.33 | \$233,330 |
| Johnson | 600 | 1.25 | \$240.00 | \$180,000 |
| Oglethorpe | 600 | 1.25 | \$233.33 | \$174,998 |
| Troup | 556 | 1.25 | \$233.00 | \$161,935 |

Miscellaneous Livestock & Aquaculture Farm Gate Value 2021

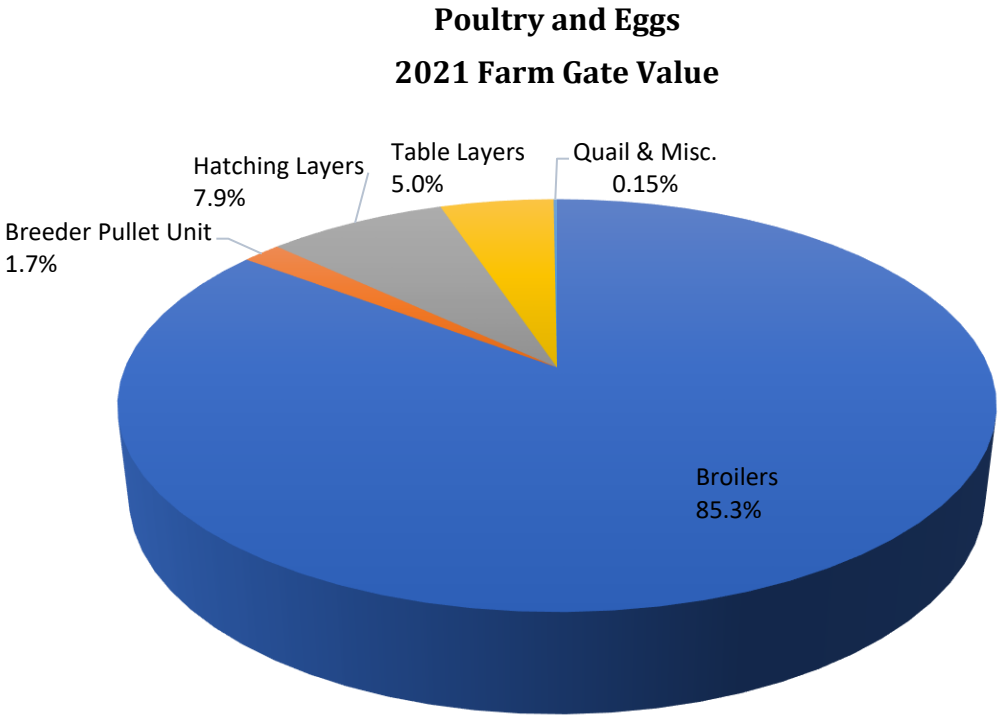
| Rank | County | Farm gate | Rank | County | Farm gate | Rank | County | Farm gate |
|------|---------------|-----------|------|------------|--------------|---------------------------------------|------------|-------------|
| 15 | Appling | \$20,000 | - | Fayette | \$0 | - | Peach | \$0 |
| - | Atkinson | \$0 | - | Floyd | \$0 | - | Pickens | \$0 |
| - | Bacon | \$0 | 11 | Forsyth | \$98,000 | - | Pierce | \$0 |
| - | Baker | \$0 | - | Franklin | \$0 | - | Pike | \$0 |
| - | Baldwin | \$0 | - | Fulton | \$0 | 19 | Polk | \$7,000 |
| - | Banks | \$0 | 15 | Gilmer | \$20,000 | - | Pulaski | \$0 |
| - | Barrow | \$0 | - | Glascock | \$0 | 5 | Putnam | \$1,980,000 |
| 9 | Bartow | \$200,000 | - | Glynn | \$0 | - | Quitman | \$0 |
| - | Ben Hill | \$0 | - | Gordon | \$0 | - | Rabun | \$0 |
| - | Berrien | \$0 | - | Grady | \$0 | - | Randolph | \$0 |
| - | Bibb | \$0 | 9 | Greene | \$200,000 | - | Richmond | \$0 |
| - | Bleckley | \$0 | 17 | Gwinnett | \$15,000 | - | Rockdale | \$0 |
| 21 | Brantley | \$5,000 | - | Habersham | \$0 | - | Schley | \$0 |
| - | Brooks | \$0 | - | Hall | \$0 | - | Screven | \$0 |
| - | Bryan | \$0 | - | Hancock | \$0 | - | Seminole | \$0 |
| - | Bulloch | \$0 | - | Haralson | \$0 | - | Spalding | \$0 |
| - | Burke | \$0 | 8 | Harris | \$450,000 | 9 | Stephens | \$200,000 |
| - | Butts | \$0 | - | Hart | \$0 | - | Stewart | \$0 |
| - | Calhoun | \$0 | - | Heard | \$0 | - | Sumter | \$0 |
| - | Camden | \$0 | - | Henry | \$0 | - | Talbot | \$0 |
| - | Candler | \$0 | - | Houston | \$0 | - | Taliaferro | \$0 |
| - | Carroll | \$0 | - | Irwin | \$0 | - | Tattnall | \$0 |
| 18 | Catoosa | \$14,000 | - | Jackson | \$0 | - | Taylor | \$0 |
| - | Charlton | \$0 | - | Jasper | \$0 | 12 | Telfair | \$75,000 |
| - | Chatham | \$0 | - | Jeff Davis | \$0 | - | Terrell | \$0 |
| - | Chattahoochee | \$0 | - | Jefferson | \$0 | - | Thomas | \$0 |
| - | Chattooga | \$0 | - | Jenkins | \$0 | - | Tift | \$0 |
| - | Cherokee | \$0 | 13 | Johnson | \$50,000 | - | Toombs | \$0 |
| - | Clarke | \$0 | - | Jones | \$0 | 15 | Towns | \$20,000 |
| - | Clay | \$0 | - | Lamar | \$0 | - | Treutlen | \$0 |
| - | Clayton | \$0 | - | Lanier | \$0 | - | Troup | \$0 |
| - | Clinch | \$0 | - | Laurens | \$0 | - | Turner | \$0 |
| 16 | Cobb | \$18,000 | 4 | Lee | \$2,000,000 | - | Twiggs | \$0 |
| - | Coffee | \$0 | - | Liberty | \$0 | 17 | Union | \$15,000 |
| - | Colquitt | \$0 | - | Lincoln | \$0 | - | Upson | \$0 |
| 7 | Columbia | \$500,000 | - | Long | \$0 | - | Walker | \$0 |
| - | Cook | \$0 | 20 | Lowndes | \$6,000 | - | Walton | \$0 |
| - | Coweta | \$0 | - | Lumpkin | \$0 | - | Ware | \$0 |
| - | Crawford | \$0 | - | Macon | \$0 | - | Warren | \$0 |
| - | Crisp | \$0 | - | Madison | \$0 | 12 | Washington | \$75,000 |
| - | Dade | \$0 | 22 | Marion | \$1,000 | - | Wayne | \$0 |
| - | Dawson | \$0 | - | McDuffie | \$0 | - | Webster | \$0 |
| - | Decatur | \$0 | 1 | McIntosh | \$10,153,488 | - | Wheeler | \$0 |
| - | Dekalb | \$0 | - | Meriwether | \$0 | 2 | White | \$3,500,000 |
| - | Dodge | \$0 | - | Miller | \$0 | - | Whitfield | \$0 |
| - | Dooly | \$0 | - | Mitchell | \$0 | - | Wilcox | \$0 |
| - | Dougherty | \$0 | 10 | Monroe | \$100,000 | - | Wilkes | \$0 |
| - | Douglas | \$0 | - | Montgomery | \$0 | - | Wilkinson | \$0 |
| - | Early | \$0 | - | Morgan | \$0 | - | Worth | \$0 |
| - | Echols | \$0 | - | Murray | \$0 | Totals & Avg. \$23,762,488 | | |
| - | Effingham | \$0 | - | Muscogee | \$0 | Percent of | | |
| - | Elbert | \$0 | 6 | Newton | \$1,500,000 | Livestock/Aquaculture | | |
| - | Emanuel | \$0 | 3 | Oconee | \$2,500,000 | 1.69% | | |
| - | Evans | \$0 | - | Oglethorpe | \$0 | | | |
| 14 | Fannin | \$40,000 | - | Paulding | \$0 | | | |

Total Livestock & Aquaculture Value 2021

| Rank County | Farm gate | Rank County | Farm gate | Rank County | Farm gate |
|-----------------|--------------|----------------|--------------|--------------------------|------------------------|
| 19 Appling | \$18,026,063 | 128 Fayette | \$1,938,541 | 149 Peach | \$790,448 |
| 47 Atkinson | \$9,500,836 | 31 Floyd | \$13,505,490 | 110 Pickens | \$3,078,328 |
| 106 Bacon | \$3,370,241 | 81 Forsyth | \$5,428,906 | 109 Pierce | \$3,144,623 |
| 25 Baker | \$14,867,200 | 21 Franklin | \$16,275,953 | 104 Pike | \$3,662,665 |
| 86 Baldwin | \$4,805,923 | 49 Fulton | \$9,248,396 | 76 Polk | \$5,858,063 |
| 34 Banks | \$12,101,250 | 77 Gilmer | \$5,825,224 | 123 Pulaski | \$2,348,839 |
| 100 Barrow | \$3,889,807 | 83 Glascock | \$5,169,065 | 13 Putnam | \$23,027,276 |
| 28 Bartow | \$13,974,436 | 156 Glynn | \$175,122 | 148 Quitman | \$819,315 |
| 126 Ben Hill | \$2,118,300 | 37 Gordon | \$11,638,257 | 118 Rabun | \$2,636,313 |
| 67 Berrien | \$6,594,866 | 18 Grady | \$18,076,856 | 105 Randolph | \$3,429,183 |
| 119 Bibb | \$2,599,188 | 61 Greene | \$7,121,762 | 140 Richmond | \$1,404,087 |
| 112 Bleckley | \$3,033,875 | 127 Gwinnett | \$1,949,089 | 55 Rockdale | \$8,207,766 |
| 142 Brantley | \$1,188,766 | 32 Habersham | \$13,444,407 | 144 Schley | \$1,065,176 |
| 5 Brooks | \$47,996,671 | 17 Hall | \$18,501,634 | 69 Screven | \$6,411,689 |
| 115 Bryan | \$2,791,800 | 114 Hancock | \$2,928,675 | 58 Seminole | \$7,641,383 |
| 10 Bulloch | \$26,460,688 | 72 Haralson | \$6,228,500 | 120 Spalding | \$2,404,618 |
| 2 Burke | \$52,696,915 | 107 Harris | \$3,216,666 | 16 Stephens | \$22,052,668 |
| 102 Butts | \$3,843,090 | 40 Hart | \$11,069,941 | 152 Stewart | \$544,375 |
| 80 Calhoun | \$5,482,482 | 101 Heard | \$3,878,760 | 8 Sumter | \$29,710,668 |
| 151 Camden | \$761,729 | 130 Henry | \$1,810,342 | 138 Talbot | \$1,474,588 |
| 88 Candler | \$4,648,833 | 71 Houston | \$6,274,760 | 157 Taliaferro | \$18,720 |
| 14 Carroll | \$22,639,937 | 82 Irwin | \$5,287,538 | 79 Tattnall | \$5,631,445 |
| 94 Catoosa | \$4,318,780 | 27 Jackson | \$14,744,672 | 131 Taylor | \$1,728,388 |
| 143 Charlton | \$1,095,713 | 11 Jasper | \$24,907,626 | 60 Telfair | \$7,211,428 |
| 93 Chatham | \$4,370,394 | 121 Jeff Davis | \$2,400,400 | 90 Terrell | \$4,574,688 |
| - Chattahoochee | \$0 | - Jefferson | \$0 | 6 Thomas | \$40,833,952 |
| 43 Chattooga | \$10,347,553 | 113 Jenkins | \$3,020,694 | 75 Tift | \$5,960,006 |
| 29 Cherokee | \$13,529,512 | 48 Johnson | \$9,275,175 | 46 Toombs | \$9,880,403 |
| 145 Clarke | \$948,863 | 64 Jones | \$6,951,294 | 96 Towns | \$4,288,231 |
| 125 Clay | \$2,176,357 | 70 Lamar | \$6,345,894 | 150 Treutlen | \$762,819 |
| 134 Clayton | \$1,627,983 | 147 Lanier | \$869,296 | 24 Troup | \$14,971,535 |
| 56 Clinch | \$8,027,661 | 63 Laurens | \$6,971,796 | 92 Turner | \$4,392,117 |
| 139 Cobb | \$1,457,201 | 23 Lee | \$15,054,923 | 122 Twiggs | \$2,362,144 |
| 15 Coffee | \$22,565,509 | 155 Liberty | \$384,813 | 74 Union | \$6,096,721 |
| 52 Colquitt | \$8,900,723 | 98 Lincoln | \$3,961,305 | 73 Upson | \$6,156,065 |
| 117 Columbia | \$2,650,874 | 135 Long | \$1,601,710 | 30 Walker | \$13,519,995 |
| 89 Cook | \$4,613,077 | 51 Lowndes | \$8,922,058 | 35 Walton | \$11,911,044 |
| 62 Coweta | \$7,113,786 | 116 Lumpkin | \$2,711,175 | 85 Ware | \$4,861,213 |
| 137 Crawford | \$1,513,465 | 1 Macon | \$60,251,298 | 66 Warren | \$6,804,940 |
| 68 Crisp | \$6,443,610 | 12 Madison | \$24,304,326 | 44 Washington | \$10,265,883 |
| 91 Dade | \$4,532,621 | 124 Marion | \$2,320,540 | 87 Wayne | \$4,788,483 |
| 99 Dawson | \$3,957,464 | 53 McDuffie | \$8,887,907 | 132 Webster | \$1,701,163 |
| 26 Decatur | \$14,840,228 | 45 McIntosh | \$10,172,780 | 84 Wheeler | \$5,104,779 |
| 154 DeKalb | \$509,744 | 50 Meriwether | \$8,957,159 | 36 White | \$11,668,904 |
| 59 Dodge | \$7,582,906 | 95 Miller | \$4,302,720 | 108 Whitfield | \$3,200,971 |
| 129 Dooley | \$1,817,880 | 7 Mitchell | \$30,536,334 | 65 Wilcox | \$6,839,006 |
| 57 Dougherty | \$7,793,054 | 39 Monroe | \$11,342,725 | 20 Wilkes | \$16,519,065 |
| 136 Douglas | \$1,594,394 | 146 Montgomery | \$920,678 | 141 Wilkinson | \$1,194,474 |
| 38 Early | \$11,358,303 | 3 Morgan | \$49,058,800 | 22 Worth | \$15,703,795 |
| 133 Echols | \$1,649,890 | 33 Murray | \$13,173,819 | | |
| 78 Effingham | \$5,680,028 | 153 Muscogee | \$528,362 | | |
| 42 Elbert | \$10,579,530 | 9 Newton | \$27,836,888 | | |
| 41 Emanuel | \$10,837,009 | 54 Oconee | \$8,776,850 | | |
| 103 Evans | \$3,789,478 | 4 Oglethorpe | \$48,352,773 | | |
| 97 Fannin | \$4,189,875 | 111 Paulding | \$3,055,020 | | |
| | | | | Totals & Avg. | \$1,404,366,489 |

2021 Georgia Poultry and Eggs Farm Gate Value

\$4,942,251,717



Broiler - Total Farm Gate Value 2021

| Rank | County | Total value |
|------|---------------|---------------|
| 14 | Appling | \$95,540,526 |
| 21 | Atkinson | \$60,579,390 |
| 54 | Bacon | \$18,109,216 |
| 64 | Baker | \$9,586,006 |
| 92 | Baldwin | \$694,638 |
| 15 | Banks | \$93,748,359 |
| 61 | Barrow | \$11,536,202 |
| 24 | Bartow | \$51,391,064 |
| 69 | Ben Hill | \$8,736,811 |
| 40 | Berrien | \$26,868,602 |
| 85 | Bibb | \$2,985,207 |
| 89 | Bleckley | \$1,736,595 |
| --- | Brantley | |
| 77 | Brooks | \$5,709,925 |
| --- | Bryan | |
| 51 | Bulloch | \$19,828,445 |
| --- | Burke | |
| --- | Butts | |
| 45 | Calhoun | \$24,305,387 |
| --- | Camden | |
| --- | Candler | |
| 10 | Carroll | \$110,374,870 |
| 63 | Catoosa | \$9,587,395 |
| --- | Charlton | |
| --- | Chatham | |
| 84 | Chattahoochee | \$3,087,284 |
| 48 | Chattooga | \$21,749,119 |
| 83 | Cherokee | \$3,935,125 |
| 93 | Clarke | \$173,660 |
| --- | Clay | |
| --- | Clayton | |
| --- | Clinch | |
| --- | Cobb | |
| 8 | Coffee | \$118,484,422 |
| 7 | Colquitt | \$174,687,592 |
| --- | Columbia | |
| 46 | Cook | \$24,076,157 |
| --- | Coweta | |
| 30 | Crawford | \$40,421,686 |
| 73 | Crisp | \$7,563,845 |
| 65 | Dade | \$9,065,027 |
| 23 | Dawson | \$51,988,453 |
| 53 | Decatur | \$18,435,695 |
| --- | Dekalb | |
| 76 | Dodge | \$6,251,743 |
| 52 | Dooly | \$18,706,604 |
| 90 | Dougherty | \$1,597,668 |
| --- | Douglas | |
| --- | Early | |
| --- | Echols | |
| --- | Effingham | |
| 11 | Elbert | \$107,819,991 |
| 88 | Emanuel | \$1,854,684 |
| 37 | Evans | \$28,525,314 |
| 70 | Fannin | \$8,415,541 |
| --- | Fayette | |
| 34 | Floyd | \$31,283,027 |
| 55 | Forsyth | \$18,011,966 |

| Rank | County | Total value |
|------|------------|---------------|
| 1 | Franklin | \$294,385,895 |
| --- | Fulton | |
| 9 | Gilmer | \$117,992,966 |
| --- | Glascocock | |
| --- | Glynn | |
| 5 | Gordon | \$215,179,784 |
| 25 | Grady | \$49,885,436 |
| 39 | Greene | \$27,452,098 |
| --- | Gwinnett | |
| 26 | Habersham | \$46,736,989 |
| 20 | Hall | \$66,136,494 |
| --- | Hancock | |
| 42 | Haralson | \$26,278,160 |
| --- | Harris | |
| 2 | Hart | \$277,491,427 |
| 31 | Heard | \$39,306,097 |
| --- | Henry | |
| 75 | Houston | \$6,946,381 |
| 72 | Irwin | \$7,599,341 |
| 12 | Jackson | \$101,691,546 |
| 91 | Jasper | \$1,389,276 |
| 36 | Jeff Davis | \$28,990,722 |
| --- | Jefferson | |
| --- | Jenkins | |
| --- | Johnson | |
| 82 | Jones | \$4,515,148 |
| 47 | Lamar | \$22,018,292 |
| --- | Lanier | |
| --- | Laurens | |
| --- | Lee | |
| --- | Liberty | |
| --- | Lincoln | |
| 67 | Long | \$8,896,578 |
| --- | Lowndes | |
| 41 | Lumpkin | \$26,745,304 |
| 18 | Macon | \$75,209,823 |
| 3 | Madison | \$237,983,017 |
| 35 | Marion | \$29,954,324 |
| --- | McDuffie | |
| --- | McIntosh | |
| --- | Meriwether | |
| 71 | Miller | \$7,988,338 |
| 19 | Mitchell | \$71,110,103 |
| 43 | Monroe | \$26,167,018 |
| --- | Montgomery | |
| 27 | Morgan | \$42,310,407 |
| 13 | Murray | \$98,935,917 |
| --- | Muscogee | |
| --- | Newton | |
| 44 | Oconee | \$24,946,191 |
| 6 | Oglethorpe | \$180,826,456 |
| 74 | Paulding | \$7,285,017 |
| --- | Peach | |
| 32 | Pickens | \$35,410,914 |
| 87 | Pierce | \$1,931,094 |
| 79 | Pike | \$5,008,341 |
| 66 | Polk | \$9,030,295 |
| 28 | Pulaski | \$42,236,307 |

| Rank | County | Total value |
|------|------------|---------------|
| --- | Putnam | |
| --- | Quitman | |
| 80 | Rabun | \$4,977,082 |
| --- | Randolph | |
| --- | Richmond | |
| --- | Rockdale | |
| 56 | Schley | \$16,401,187 |
| --- | Screven | |
| --- | Seminole | |
| 91 | Spalding | \$1,389,276 |
| 29 | Stephens | \$40,803,043 |
| --- | Stewart | |
| 57 | Sumter | \$16,111,749 |
| --- | Talbot | |
| 50 | Taliaferro | \$19,932,641 |
| 4 | Tattnall | \$217,362,684 |
| 58 | Taylor | \$16,084,728 |
| --- | Telfair | |
| --- | Terrell | |
| 78 | Thomas | \$5,098,644 |
| --- | Tift | |
| 62 | Toombs | \$11,204,513 |
| --- | Towns | |
| --- | Treutlen | |
| --- | Troup | |
| 68 | Turner | \$8,797,210 |
| --- | Twiggs | |
| --- | Union | |
| 49 | Upson | \$20,649,854 |
| 22 | Walker | \$55,524,161 |
| 59 | Walton | \$15,851,642 |
| 81 | Ware | \$4,959,716 |
| --- | Warren | |
| --- | Washington | |
| 87 | Wayne | \$1,931,094 |
| --- | Webster | |
| --- | Wheeler | |
| 33 | White | \$34,690,227 |
| 38 | Whitfield | \$27,465,991 |
| 17 | Wilcox | \$78,181,502 |
| 16 | Wilkes | \$89,111,650 |
| 86 | Wilkinson | \$2,813,284 |
| 60 | Worth | \$12,429,385 |

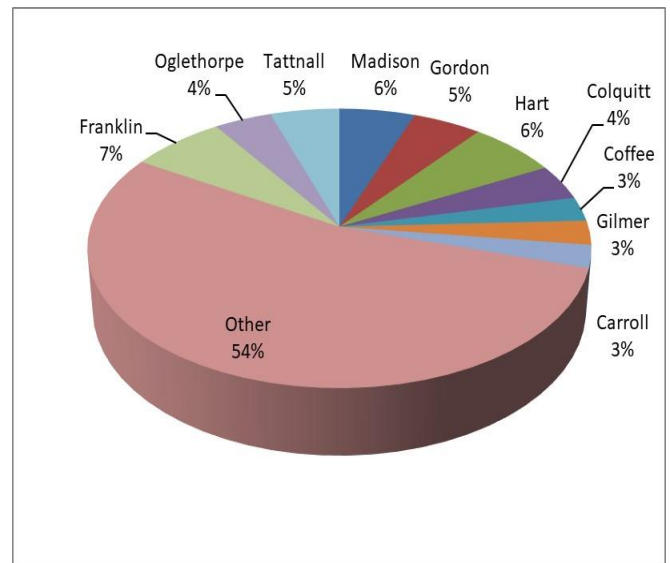
Percent of Poultry/Eggs 85.29%

Top Ten Counties by Value - Broilers

| Rank | County | Total value |
|------|------------|---------------|
| 1 | Franklin | \$294,385,895 |
| 2 | Hart | \$277,491,427 |
| 3 | Madison | \$237,983,017 |
| 4 | Tattnall | \$217,362,684 |
| 5 | Gordon | \$215,179,784 |
| 6 | Oglethorpe | \$180,826,456 |
| 7 | Colquitt | \$174,687,592 |
| 8 | Coffee | \$118,484,422 |
| 9 | Gilmer | \$117,992,966 |
| 10 | Carroll | \$110,374,870 |

Top Ten Counties

For Broilers



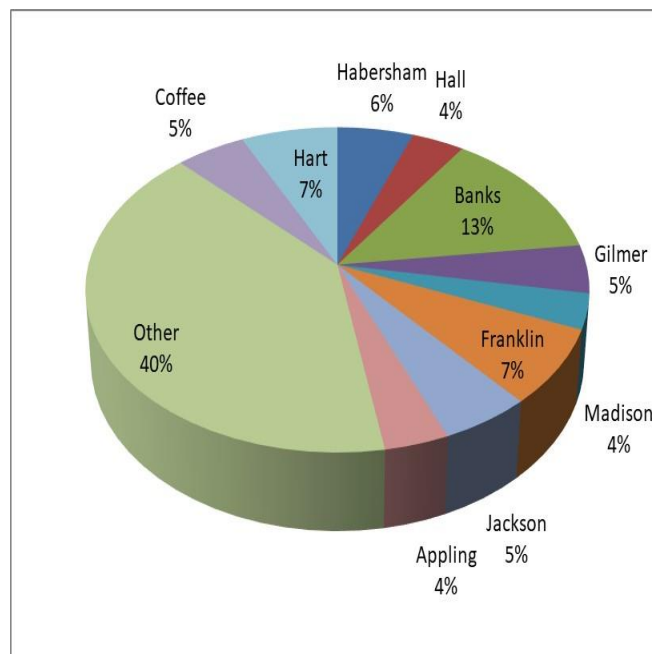
Breeder Pullet Unit Farm Gate Value 2021

| Rank | County | No. | Capacity | Price | Farm gate | Rank | County | No. | Capacity | Price | Farm gate |
|------|---------------|-----|----------|-----------------|--------------|------|------------|-----|----------|----------------|-------------|
| 9 | Appling | 1 | 1 | \$3,040,445.64 | \$3,040,446 | 7 | Gilmer | 1 | 1 | \$4,052,926.05 | \$4,052,926 |
| 19 | Atkinson | 1 | 1 | \$1,456,529.69 | \$1,456,530 | - | Glascocock | | | | \$0 |
| 38 | Bacon | 1 | 1 | \$336,492.01 | \$336,492 | - | Glynn | | | | \$0 |
| - | Baker | | | | \$0 | 22 | Gordon | 1 | 1 | \$1,192,143.11 | \$1,192,143 |
| - | Baldwin | | | | \$0 | 28 | Grady | 1 | 1 | \$757,107.02 | \$757,107 |
| 1 | Banks | 1 | 1 | \$11,298,320.03 | \$11,298,320 | - | Greene | | | | \$0 |
| - | Barrow | | | | \$0 | - | Gwinnett | | | | \$0 |
| 43 | Bartow | 1 | 1 | \$289,022.60 | \$289,023 | 4 | Habersham | 1 | 1 | \$4,771,474.69 | \$4,771,475 |
| - | Ben Hill | | | | \$0 | 8 | Hall | 1 | 1 | \$3,287,526.91 | \$3,287,527 |
| 25 | Berrien | 1 | 1 | \$961,405.74 | \$961,406 | - | Hancock | | | | \$0 |
| - | Bibb | | | | \$0 | 41 | Haralson | 1 | 1 | \$300,439.29 | \$300,439 |
| - | Bleckley | | | | \$0 | - | Harris | | | | \$0 |
| 14 | Brantley | 1 | 1 | \$1,802,635.75 | \$1,802,636 | 3 | Hart | 1 | 1 | \$6,047,242.07 | \$6,047,242 |
| - | Brooks | | | | \$0 | 37 | Heard | 1 | 1 | \$378,553.51 | \$378,554 |
| - | Bryan | | | | \$0 | - | Henry | | | | \$0 |
| - | Bulloch | | | | \$0 | - | Houston | | | | \$0 |
| - | Burke | | | | \$0 | - | Irwin | | | | \$0 |
| - | Butts | | | | \$0 | 6 | Jackson | 1 | 1 | \$4,253,619.50 | \$4,253,620 |
| - | Calhoun | | | | \$0 | 12 | Jasper | 1 | 1 | \$2,073,031.12 | \$2,073,031 |
| - | Camden | | | | \$0 | - | Jeff Davis | | | | \$0 |
| - | Candler | | | | \$0 | - | Jefferson | | | | \$0 |
| 21 | Carroll | 1 | 1 | \$1,252,831.85 | \$1,252,832 | - | Jenkins | | | | \$0 |
| - | Catoosa | | | | \$0 | - | Johnson | | | | \$0 |
| 17 | Charlton | 1 | 1 | \$1,712,503.97 | \$1,712,504 | - | Jones | | | | \$0 |
| - | Chatham | | | | \$0 | - | Lamar | | | | \$0 |
| - | Chattahoochee | | | | \$0 | - | Lanier | | | | \$0 |
| 30 | Chattooga | 1 | 1 | \$672,984.01 | \$672,984 | 36 | Laurens | 1 | 1 | \$379,755.27 | \$379,755 |
| 32 | Cherokee | 1 | 1 | \$554,610.93 | \$554,611 | - | Lee | | | | \$0 |
| - | Clarke | | | | \$0 | - | Liberty | | | | \$0 |
| - | Clay | | | | \$0 | - | Lincoln | | | | \$0 |
| - | Clayton | | | | \$0 | 29 | Long | 1 | 1 | \$700,624.43 | \$700,624 |
| - | Clinch | | | | \$0 | - | Lowndes | | | | \$0 |
| - | Cobb | | | | \$0 | 31 | Lumpkin | 1 | 1 | \$588,861.01 | \$588,861 |
| 5 | Coffee | 1 | 1 | \$4,363,580.28 | \$4,363,580 | 16 | Macon | 1 | 1 | \$1,749,157.56 | \$1,749,158 |
| 15 | Colquitt | 1 | 1 | \$1,772,591.82 | \$1,772,592 | 10 | Madison | 1 | 1 | \$2,938,897.16 | \$2,938,897 |
| - | Columbia | | | | \$0 | 41 | Marion | 1 | 1 | \$300,439.29 | \$300,439 |
| - | Cook | | | | \$0 | - | McDuffie | | | | \$0 |
| - | Coweta | | | | \$0 | - | McIntosh | | | | \$0 |
| - | Crawford | | | | \$0 | - | Meriwether | | | | \$0 |
| - | Crisp | | | | \$0 | - | Miller | | | | \$0 |
| 50 | Dade | 1 | 1 | \$96,140.57 | \$96,141 | 44 | Mitchell | 1 | 1 | \$204,298.72 | \$204,299 |
| 26 | Dawson | 1 | 1 | \$919,344.23 | \$919,344 | - | Monroe | | | | \$0 |
| - | Decatur | | | | \$0 | - | Montgomery | | | | \$0 |
| - | Dekalb | | | | \$0 | 40 | Morgan | 1 | 1 | \$312,456.86 | \$312,457 |
| - | Dodge | | | | \$0 | 13 | Murray | 1 | 1 | \$1,960,666.82 | \$1,960,667 |
| - | Dooly | | | | \$0 | - | Muscogee | | | | \$0 |
| - | Dougherty | | | | \$0 | - | Newton | | | | \$0 |
| - | Douglas | | | | \$0 | 49 | Oconee | 1 | 1 | \$120,175.72 | \$120,176 |
| - | Early | | | | \$0 | 11 | Oglethorpe | 1 | 1 | \$2,426,347.72 | \$2,426,348 |
| - | Echols | | | | \$0 | - | Paulding | | | | \$0 |
| - | Effingham | | | | \$0 | - | Peach | | | | \$0 |
| 39 | Elbert | 1 | 1 | \$318,465.65 | \$318,466 | 27 | Pickens | 1 | 1 | \$811,186.09 | \$811,186 |
| - | Emanuel | | | | \$0 | - | Pierce | | | | \$0 |
| - | Evans | | | | \$0 | - | Pike | | | | \$0 |
| 46 | Fannin | 1 | 1 | \$150,219.65 | \$150,220 | 42 | Polk | 1 | 1 | \$297,434.90 | \$297,435 |
| - | Fayette | | | | \$0 | - | Pulaski | | | | \$0 |
| 48 | Floyd | 1 | 1 | \$127,386.26 | \$127,386 | - | Putnam | | | | \$0 |
| 34 | Forsyth | 1 | 1 | \$528,773.15 | \$528,773 | - | Quitman | | | | \$0 |
| 2 | Franklin | 1 | 1 | \$6,252,141.67 | \$6,252,142 | - | Rabun | | | | \$0 |
| - | Fulton | | | | \$0 | - | Randolph | | | | \$0 |

| Rank | County | No. | Capacity | Price | Farm gate |
|--------------------------|------------|-----------|----------|--------------------|---------------------|
| - | Richmond | | | | \$0 |
| - | Rockdale | | | | \$0 |
| - | Schley | | | | \$0 |
| - | Screven | | | | \$0 |
| - | Seminole | | | | \$0 |
| - | Spalding | | | | \$0 |
| - | Stephens | | | | \$0 |
| - | Stewart | | | | \$0 |
| - | Sumter | | | | \$0 |
| - | Talbot | | | | \$0 |
| - | Taliaferro | | | | \$0 |
| 35 | Tattnall | 1 | 1 | \$396,579.87 | \$396,580 |
| - | Taylor | | | | \$0 |
| - | Telfair | | | | \$0 |
| - | Terrell | | | | \$0 |
| 24 | Thomas | 1 | 1 | \$997,458.45 | \$997,458 |
| - | Tift | | | | \$0 |
| - | Toombs | | | | \$0 |
| - | Towns | | | | \$0 |
| - | Treutlen | | | | \$0 |
| - | Troup | | | | \$0 |
| - | Turner | | | | \$0 |
| - | Twiggs | | | | \$0 |
| 33 | Union | 1 | 1 | \$543,194.24 | \$543,194 |
| 45 | Upson | 1 | 1 | \$189,877.63 | \$189,878 |
| 23 | Walker | 1 | 1 | \$1,116,432.41 | \$1,116,432 |
| - | Walton | | | | \$0 |
| 20 | Ware | 1 | 1 | \$1,406,055.89 | \$1,406,056 |
| - | Warren | | | | \$0 |
| - | Washington | | | | \$0 |
| - | Wayne | | | | \$0 |
| - | Webster | | | | \$0 |
| - | Wheeler | | | | \$0 |
| 18 | White | 1 | 1 | \$1,544,257.96 | \$1,544,258 |
| 47 | Whitfield | 1 | 1 | \$145,412.62 | \$145,413 |
| - | Wilcox | | | | \$0 |
| - | Wilkes | | | | \$0 |
| - | Wilkinson | | | | \$0 |
| - | Worth | | | | \$0 |
| Totals & Avg. | | 51 | 1 | \$1,650,001 | \$84,150,059 |

Percent of Poultry/Eggs 1.70%

Top Ten Counties For Breeder Pullet Unit



Top Ten Counties by Value - Breeder Pullet Unit

| County | No. | Capacit | Price | Farm gate |
|----------|-----|---------|----------------|-------------|
| Banks | 1 | 1 | \$11,298,320.0 | \$11,298,32 |
| Franklin | 1 | 1 | \$6,252,141.67 | \$6,252,142 |
| Hart | 1 | 1 | \$6,047,242.07 | \$6,047,242 |
| Habersha | 1 | 1 | \$4,771,474.69 | \$4,771,475 |
| Coffee | 1 | 1 | \$4,363,580.28 | \$4,363,580 |
| Jackson | 1 | 1 | \$4,253,619.50 | \$4,253,620 |
| Gilmer | 1 | 1 | \$4,052,926.05 | \$4,052,926 |
| Hall | 1 | 1 | \$3,287,526.91 | \$3,287,527 |
| Appling | 1 | 1 | \$3,040,445.64 | \$3,040,446 |
| Madison | 1 | 1 | \$2,938,897.16 | \$2,938,897 |

Hatching Layers Farm Gate Value 2021

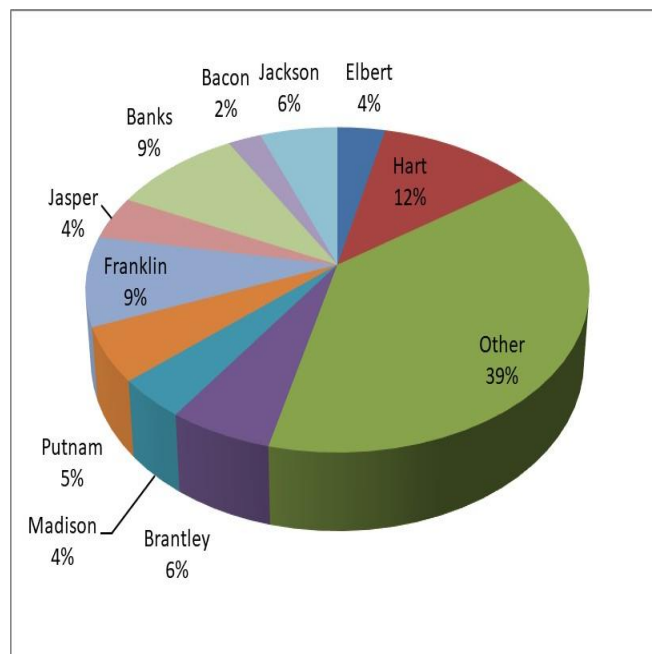
| Rank | County | No. | Capacity | Price | Farm gate | Rank | County | No. | Capacity | Price | Farm gate |
|------|---------------|-----|----------|-----------------|--------------|------|------------|-----|----------|-----------------|--------------|
| 14 | Appling | 1 | 1 | \$7,288,921.90 | \$7,288,922 | 13 | Gilmer | 1 | 1 | \$7,463,908.65 | \$7,463,909 |
| 34 | Atkinson | 1 | 1 | \$2,384,030.05 | \$2,384,030 | - | Glascocock | | | | \$0 |
| 10 | Bacon | 1 | 1 | \$9,703,212.81 | \$9,703,213 | - | Glynn | | | | \$0 |
| 29 | Baker | 1 | 1 | \$2,999,772.91 | \$2,999,773 | 16 | Gordon | 1 | 1 | \$5,667,728.84 | \$5,667,729 |
| - | Baldwin | | | | \$0 | 56 | Grady | 1 | 1 | \$618,374.24 | \$618,374 |
| 2 | Banks | 1 | 1 | \$37,231,681.48 | \$37,231,681 | 44 | Greene | 1 | 1 | \$1,499,886.46 | \$1,499,886 |
| - | Barrow | | | | \$0 | - | Gwinnett | | | | \$0 |
| 38 | Bartow | 1 | 1 | \$1,819,599.09 | \$1,819,599 | 17 | Habersham | 1 | 1 | \$5,488,373.99 | \$5,488,374 |
| - | Ben Hill | | | | \$0 | 12 | Hall | 1 | 1 | \$8,234,902.92 | \$8,234,903 |
| 21 | Berrien | 1 | 1 | \$4,749,640.44 | \$4,749,640 | - | Hancock | | | | \$0 |
| 53 | Bibb | 1 | 1 | \$757,837.37 | \$757,837 | 52 | Haralson | 1 | 1 | \$855,198.42 | \$855,198 |
| - | Bleckley | | | | \$0 | - | Harris | | | | \$0 |
| 4 | Brantley | 1 | 1 | \$22,615,393.23 | \$22,615,393 | 1 | Hart | 1 | 1 | \$45,118,031.84 | \$45,118,032 |
| 47 | Brooks | 1 | 1 | \$1,105,179.49 | \$1,105,179 | 60 | Heard | 1 | 1 | \$503,909.22 | \$503,909 |
| - | Bryan | | | | \$0 | - | Henry | | | | \$0 |
| 67 | Bulloch | 1 | 1 | \$289,451.77 | \$289,452 | 42 | Houston | 1 | 1 | \$1,644,612.34 | \$1,644,612 |
| - | Burke | | | | \$0 | 62 | Irwin | 1 | 1 | \$496,015.08 | \$496,015 |
| - | Butts | | | | \$0 | 5 | Jackson | 1 | 1 | \$22,480,140.31 | \$22,480,140 |
| - | Calhoun | | | | \$0 | 7 | Jasper | 1 | 1 | \$16,932,928.67 | \$16,932,929 |
| - | Camden | | | | \$0 | 30 | Jeff Davis | 1 | 1 | \$2,916,226.60 | \$2,916,227 |
| 64 | Candler | 1 | 1 | \$394,706.96 | \$394,707 | - | Jefferson | | | | \$0 |
| 27 | Carroll | 1 | 1 | \$3,131,341.90 | \$3,131,342 | - | Jenkins | | | | \$0 |
| 41 | Catoosa | 1 | 1 | \$1,655,137.86 | \$1,655,138 | - | Johnson | | | | \$0 |
| 43 | Charlton | 1 | 1 | \$1,626,192.68 | \$1,626,193 | - | Jones | | | | \$0 |
| - | Chatham | | | | \$0 | - | Lamar | | | | \$0 |
| - | Chattahoochee | | | | \$0 | - | Lanier | | | | \$0 |
| 18 | Chattooga | 1 | 1 | \$5,090,404.12 | \$5,090,404 | 37 | Laurens | 1 | 1 | \$1,936,695.49 | \$1,936,695 |
| 55 | Cherokee | 1 | 1 | \$641,004.11 | \$641,004 | - | Lee | | | | \$0 |
| - | Clarke | | | | \$0 | - | Liberty | | | | \$0 |
| - | Clay | | | | \$0 | - | Lincoln | | | | \$0 |
| - | Clayton | | | | \$0 | 68 | Long | 1 | 1 | \$263,137.97 | \$263,138 |
| 57 | Clinch | 1 | 1 | \$584,166.30 | \$584,166 | 68 | Lowndes | 1 | 1 | \$263,137.97 | \$263,138 |
| - | Cobb | | | | \$0 | 39 | Lumpkin | 1 | 1 | \$1,765,655.81 | \$1,765,656 |
| 35 | Coffee | 1 | 1 | \$2,239,304.16 | \$2,239,304 | 20 | Macon | 1 | 1 | \$4,848,317.18 | \$4,848,317 |
| 23 | Colquitt | 1 | 1 | \$4,394,404.18 | \$4,394,404 | 8 | Madison | 1 | 1 | \$15,453,461.72 | \$15,453,462 |
| - | Columbia | | | | \$0 | 65 | Marion | 1 | 1 | \$328,922.47 | \$328,922 |
| 48 | Cook | 1 | 1 | \$1,078,865.70 | \$1,078,866 | - | McDuffie | | | | \$0 |
| - | Coweta | | | | \$0 | - | McIntosh | | | | \$0 |
| - | Crawford | | | | \$0 | - | Meriwether | | | | \$0 |
| - | Crisp | | | | \$0 | - | Miller | | | | \$0 |
| 47 | Dade | 1 | 1 | \$1,105,179.49 | \$1,105,179 | 33 | Mitchell | 1 | 1 | \$2,512,967.66 | \$2,512,968 |
| - | Dawson | | | | \$0 | - | Monroe | | | | \$0 |
| 63 | Decatur | 1 | 1 | \$473,648.35 | \$473,648 | 31 | Montgomery | 1 | 1 | \$2,631,379.75 | \$2,631,380 |
| - | Dekalb | | | | \$0 | 66 | Morgan | 1 | 1 | \$302,608.67 | \$302,609 |
| 53 | Dodge | 1 | 1 | \$757,837.37 | \$757,837 | 11 | Murray | 1 | 1 | \$8,694,078.68 | \$8,694,079 |
| 54 | Dooly | 1 | 1 | \$657,844.94 | \$657,845 | - | Muscogee | | | | \$0 |
| - | Dougherty | | | | \$0 | - | Newton | | | | \$0 |
| - | Douglas | | | | \$0 | - | Oconee | | | | \$0 |
| 63 | Early | 1 | 1 | \$473,648.35 | \$473,648 | 26 | Oglethorpe | 1 | 1 | \$3,729,980.79 | \$3,729,981 |
| - | Echols | | | | \$0 | - | Paulding | | | | \$0 |
| - | Effingham | | | | \$0 | - | Peach | | | | \$0 |
| 9 | Elbert | 1 | 1 | \$13,872,291.94 | \$13,872,292 | 46 | Pickens | 1 | 1 | \$1,286,744.70 | \$1,286,745 |
| - | Emanuel | | | | \$0 | 68 | Pierce | 1 | 1 | \$263,137.97 | \$263,138 |
| 70 | Evans | 1 | 1 | \$131,568.99 | \$131,569 | - | Pike | | | | \$0 |
| 36 | Fannin | 1 | 1 | \$2,015,242.18 | \$2,015,242 | - | Polk | | | | \$0 |
| - | Fayette | | | | \$0 | - | Pulaski | | | | \$0 |
| - | Floyd | | | | \$0 | 6 | Putnam | 1 | 1 | \$20,958,742.33 | \$20,958,742 |
| 50 | Forsyth | 1 | 1 | \$992,030.16 | \$992,030 | - | Quitman | | | | \$0 |
| 3 | Franklin | 1 | 1 | \$34,730,318.21 | \$34,730,318 | - | Rabun | | | | \$0 |
| - | Fulton | | | | \$0 | - | Randolph | | | | \$0 |

| Rank | County | No. | Capacity | Price | Farm gate |
|--------------------------|------------|-----------|----------|--------------------|----------------------|
| - | Richmond | | | | \$0 |
| - | Rockdale | | | | \$0 |
| - | Schley | | | | \$0 |
| - | Screven | | | | \$0 |
| - | Seminole | | | | \$0 |
| - | Spalding | | | | \$0 |
| 45 | Stephens | 1 | 1 | \$1,416,169.11 | \$1,416,169 |
| - | Stewart | | | | \$0 |
| 54 | Sumter | 1 | 1 | \$657,844.94 | \$657,845 |
| - | Talbot | | | | \$0 |
| 49 | Taliaferro | 1 | 1 | \$999,924.30 | \$999,924 |
| 19 | Tattall | 1 | 1 | \$4,868,052.53 | \$4,868,053 |
| - | Taylor | | | | \$0 |
| 32 | Telfair | 1 | 1 | \$2,528,755.94 | \$2,528,756 |
| - | Terrell | | | | \$0 |
| 69 | Thomas | 1 | 1 | \$236,824.18 | \$236,824 |
| - | Tift | | | | \$0 |
| 28 | Toombs | 1 | 1 | \$3,026,086.71 | \$3,026,087 |
| 68 | Towns | 1 | 1 | \$263,137.97 | \$263,138 |
| - | Treutlen | | | | \$0 |
| - | Troup | | | | \$0 |
| - | Turner | | | | \$0 |
| - | Twiggs | | | | \$0 |
| 58 | Union | 1 | 1 | \$578,903.54 | \$578,904 |
| - | Upson | | | | \$0 |
| 25 | Walker | 1 | 1 | \$4,028,379.25 | \$4,028,379 |
| - | Walton | | | | \$0 |
| 40 | Ware | 1 | 1 | \$1,691,977.18 | \$1,691,977 |
| - | Warren | | | | \$0 |
| - | Washington | | | | \$0 |
| 15 | Wayne | 1 | 1 | \$6,513,980.56 | \$6,513,981 |
| - | Webster | | | | \$0 |
| - | Wheeler | | | | \$0 |
| 22 | White | 1 | 1 | \$4,400,995.78 | \$4,400,996 |
| 24 | Whitfield | 1 | 1 | \$4,295,727.44 | \$4,295,727 |
| 51 | Wilcox | 1 | 1 | \$986,767.40 | \$986,767 |
| 61 | Wilkes | 1 | 1 | \$499,962.15 | \$499,962 |
| - | Wilkinson | | | | \$0 |
| 59 | Worth | 1 | 1 | \$552,589.75 | \$552,590 |
| Totals & Avg. | | 77 | 1 | \$5,060,976 | \$389,695,144 |

Percent of Poultry/Eggs 7.88%

Top Ten Counties

For Hatching Layers



Top Ten Counties by Value - Hatching Layers

| County | No. | Capacity | Price | Farm gate |
|----------|-----|----------|-----------------|--------------|
| Hart | 1 | 1 | \$45,118,031.84 | \$45,118,032 |
| Banks | 1 | 1 | \$37,231,681.48 | \$37,231,681 |
| Franklin | 1 | 1 | \$34,730,318.21 | \$34,730,318 |
| Brantley | 1 | 1 | \$22,615,393.23 | \$22,615,393 |
| Jackson | 1 | 1 | \$22,480,140.31 | \$22,480,140 |
| Putnam | 1 | 1 | \$20,958,742.33 | \$20,958,742 |
| Jasper | 1 | 1 | \$16,932,928.67 | \$16,932,929 |
| Madison | 1 | 1 | \$15,453,461.72 | \$15,453,462 |
| Elbert | 1 | 1 | \$13,872,291.94 | \$13,872,292 |
| Bacon | 1 | 1 | \$9,703,212.81 | \$9,703,213 |

Table Layers Farm Gate Value 2021

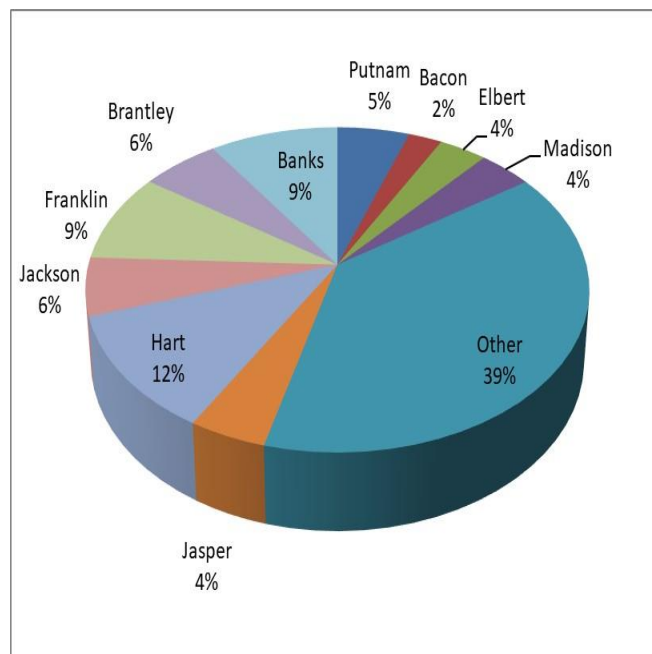
| Rank | County | No. | Capacity | Price | Farm gate | Rank | County | No. | Capacity | Price | Farm gate |
|------|---------------|-----|----------|-----------------|--------------|------|------------|-----|----------|-----------------|--------------|
| 14 | Appling | 1 | 1 | \$4,590,728.62 | \$4,590,729 | 13 | Gilmer | 1 | 1 | \$4,700,939.26 | \$4,700,939 |
| 34 | Atkinson | 1 | 1 | \$1,501,516.29 | \$1,501,516 | - | Glascocock | | | | \$0 |
| 10 | Bacon | 1 | 1 | \$6,111,303.90 | \$6,111,304 | - | Glynn | | | | \$0 |
| 29 | Baker | 1 | 1 | \$1,889,325.14 | \$1,889,325 | 16 | Gordon | 1 | 1 | \$3,569,664.40 | \$3,569,664 |
| - | Baldwin | | | | \$0 | 56 | Grady | 1 | 1 | \$389,466.15 | \$389,466 |
| 2 | Banks | 1 | 1 | \$23,449,358.94 | \$23,449,359 | 44 | Greene | 1 | 1 | \$944,662.57 | \$944,663 |
| - | Barrow | | | | \$0 | - | Gwinnett | | | | \$0 |
| 38 | Bartow | 1 | 1 | \$1,146,024.85 | \$1,146,025 | 17 | Habersham | 1 | 1 | \$3,456,702.64 | \$3,456,703 |
| - | Ben Hill | | | | \$0 | 12 | Hall | 1 | 1 | \$5,186,528.96 | \$5,186,529 |
| 21 | Berrien | 1 | 1 | \$2,991,431.47 | \$2,991,431 | - | Hancock | | | | \$0 |
| 53 | Bibb | 1 | 1 | \$477,303.19 | \$477,303 | 52 | Haralson | 1 | 1 | \$538,623.39 | \$538,623 |
| - | Bleckley | | | | \$0 | - | Harris | | | | \$0 |
| 4 | Brantley | 1 | 1 | \$14,243,688.50 | \$14,243,689 | 1 | Hart | 1 | 1 | \$28,416,361.58 | \$28,416,362 |
| 47 | Brooks | 1 | 1 | \$696,067.16 | \$696,067 | 60 | Heard | 1 | 1 | \$317,373.48 | \$317,373 |
| - | Bryan | | | | \$0 | - | Henry | | | | \$0 |
| 67 | Bulloch | 1 | 1 | \$182,303.30 | \$182,303 | 42 | Houston | 1 | 1 | \$1,035,814.22 | \$1,035,814 |
| - | Burke | | | | \$0 | 62 | Irwin | 1 | 1 | \$312,401.57 | \$312,402 |
| - | Butts | | | | \$0 | 5 | Jackson | 1 | 1 | \$14,158,503.14 | \$14,158,503 |
| - | Calhoun | | | | \$0 | 7 | Jasper | 1 | 1 | \$10,664,743.21 | \$10,664,743 |
| - | Camden | | | | \$0 | 30 | Jeff Davis | 1 | 1 | \$1,836,705.78 | \$1,836,706 |
| 64 | Candler | 1 | 1 | \$248,595.41 | \$248,595 | - | Jefferson | | | | \$0 |
| 27 | Carroll | 1 | 1 | \$1,972,190.28 | \$1,972,190 | - | Jenkins | | | | \$0 |
| 41 | Catoosa | 1 | 1 | \$1,042,443.43 | \$1,042,443 | - | Johnson | | | | \$0 |
| 43 | Charlton | 1 | 1 | \$1,024,213.10 | \$1,024,213 | - | Jones | | | | \$0 |
| - | Chatham | | | | \$0 | - | Lamar | | | | \$0 |
| - | Chattahoochee | | | | \$0 | - | Lanier | | | | \$0 |
| 18 | Chattooga | 1 | 1 | \$3,206,052.17 | \$3,206,052 | 37 | Laurens | 1 | 1 | \$1,219,774.83 | \$1,219,775 |
| 55 | Cherokee | 1 | 1 | \$403,718.95 | \$403,719 | - | Lee | | | | \$0 |
| - | Clarke | | | | \$0 | - | Liberty | | | | \$0 |
| - | Clay | | | | \$0 | - | Lincoln | | | | \$0 |
| - | Clayton | | | | \$0 | 68 | Long | 1 | 1 | \$165,730.28 | \$165,730 |
| 57 | Clinch | 1 | 1 | \$367,921.21 | \$367,921 | 68 | Lowndes | 1 | 1 | \$165,730.28 | \$165,730 |
| - | Cobb | | | | \$0 | 39 | Lumpkin | 1 | 1 | \$1,112,050.15 | \$1,112,050 |
| 35 | Coffee | 1 | 1 | \$1,410,364.64 | \$1,410,365 | 20 | Macon | 1 | 1 | \$3,053,580.32 | \$3,053,580 |
| 23 | Colquitt | 1 | 1 | \$2,767,695.60 | \$2,767,696 | 8 | Madison | 1 | 1 | \$9,732,941.31 | \$9,732,941 |
| - | Columbia | | | | \$0 | 65 | Marion | 1 | 1 | \$207,162.84 | \$207,163 |
| 48 | Cook | 1 | 1 | \$679,494.13 | \$679,494 | - | McDuffie | | | | \$0 |
| - | Coweta | | | | \$0 | - | McIntosh | | | | \$0 |
| - | Crawford | | | | \$0 | - | Meriwether | | | | \$0 |
| - | Crisp | | | | \$0 | - | Miller | | | | \$0 |
| 47 | Dade | 1 | 1 | \$696,067.16 | \$696,067 | 33 | Mitchell | 1 | 1 | \$1,582,724.13 | \$1,582,724 |
| - | Dawson | | | | \$0 | - | Monroe | | | | \$0 |
| 63 | Decatur | 1 | 1 | \$298,314.50 | \$298,315 | 31 | Montgomery | 1 | 1 | \$1,657,302.75 | \$1,657,303 |
| - | Dekalb | | | | \$0 | 66 | Morgan | 1 | 1 | \$190,589.82 | \$190,590 |
| 53 | Dodge | 1 | 1 | \$477,303.19 | \$477,303 | 11 | Murray | 1 | 1 | \$5,475,728.29 | \$5,475,728 |
| 54 | Dooly | 1 | 1 | \$414,325.69 | \$414,326 | - | Muscogee | | | | \$0 |
| - | Dougherty | | | | \$0 | - | Newton | | | | \$0 |
| - | Douglas | | | | \$0 | - | Oconee | | | | \$0 |
| 63 | Early | 1 | 1 | \$298,314.50 | \$298,315 | 26 | Oglethorpe | 1 | 1 | \$2,349,226.65 | \$2,349,227 |
| - | Echols | | | | \$0 | - | Paulding | | | | \$0 |
| - | Effingham | | | | \$0 | - | Peach | | | | \$0 |
| 9 | Elbert | 1 | 1 | \$8,737,084.66 | \$8,737,085 | 46 | Pickens | 1 | 1 | \$810,421.05 | \$810,421 |
| - | Emanuel | | | | \$0 | 68 | Pierce | 1 | 1 | \$165,730.28 | \$165,730 |
| 70 | Evans | 1 | 1 | \$82,865.14 | \$82,865 | - | Pike | | | | \$0 |
| 36 | Fannin | 1 | 1 | \$1,269,245.31 | \$1,269,245 | - | Polk | | | | \$0 |
| - | Fayette | | | | \$0 | - | Pulaski | | | | \$0 |
| - | Floyd | | | | \$0 | 6 | Putnam | 1 | 1 | \$13,200,292.12 | \$13,200,292 |
| 50 | Forsyth | 1 | 1 | \$624,803.14 | \$624,803 | - | Quitman | | | | \$0 |
| 3 | Franklin | 1 | 1 | \$21,873,943.52 | \$21,873,944 | - | Rabun | | | | \$0 |
| - | Fulton | | | | \$0 | - | Randolph | | | | \$0 |

| Rank | County | No. | Capacity | Price | Farm gate |
|--------------------------|------------|-----------|----------|--------------------|----------------------|
| - | Richmond | | | | \$0 |
| - | Rockdale | | | | \$0 |
| - | Schley | | | | \$0 |
| - | Screven | | | | \$0 |
| - | Seminole | | | | \$0 |
| - | Spalding | | | | \$0 |
| 45 | Stephens | 1 | 1 | \$891,935.48 | \$891,935 |
| - | Stewart | | | | \$0 |
| 54 | Sumter | 1 | 1 | \$414,325.69 | \$414,326 |
| - | Talbot | | | | \$0 |
| 49 | Taliaferro | 1 | 1 | \$629,775.05 | \$629,775 |
| 19 | Tattall | 1 | 1 | \$3,066,010.09 | \$3,066,010 |
| - | Taylor | | | | \$0 |
| 32 | Telfair | 1 | 1 | \$1,592,667.94 | \$1,592,668 |
| - | Terrell | | | | \$0 |
| 69 | Thomas | 1 | 1 | \$149,157.25 | \$149,157 |
| - | Tift | | | | \$0 |
| 28 | Toombs | 1 | 1 | \$1,905,898.17 | \$1,905,898 |
| 68 | Towns | 1 | 1 | \$165,730.28 | \$165,730 |
| - | Treutlen | | | | \$0 |
| - | Troup | | | | \$0 |
| - | Turner | | | | \$0 |
| - | Twiggs | | | | \$0 |
| 58 | Union | 1 | 1 | \$364,606.61 | \$364,607 |
| - | Upson | | | | \$0 |
| 25 | Walker | 1 | 1 | \$2,537,164.78 | \$2,537,165 |
| - | Walton | | | | \$0 |
| 40 | Ware | 1 | 1 | \$1,065,645.67 | \$1,065,646 |
| - | Warren | | | | \$0 |
| - | Washington | | | | \$0 |
| 15 | Wayne | 1 | 1 | \$4,102,652.96 | \$4,102,653 |
| - | Webster | | | | \$0 |
| - | Wheeler | | | | \$0 |
| 22 | White | 1 | 1 | \$2,771,847.14 | \$2,771,847 |
| 24 | Whitfield | 1 | 1 | \$2,705,546.74 | \$2,705,547 |
| 51 | Wilcox | 1 | 1 | \$621,488.53 | \$621,489 |
| 61 | Wilkes | 1 | 1 | \$314,887.52 | \$314,888 |
| - | Wilkinson | | | | \$0 |
| 59 | Worth | 1 | 1 | \$348,033.58 | \$348,034 |
| Totals & Avg. | | 77 | 1 | \$3,187,518 | \$245,438,856 |

Percent of Poultry/Eggs 4.97%

Top Ten Counties

For Table Layers



Top Ten Counties by Value - Table Layers

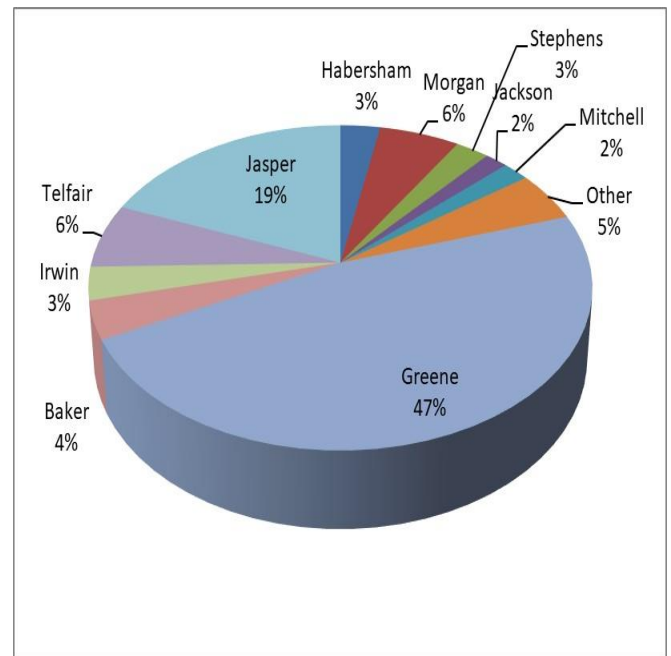
| County | No. | Capacity | Price | Farm gate |
|----------|-----|----------|-----------------|--------------|
| Hart | 1 | 1 | \$28,416,361.58 | \$28,416,362 |
| Banks | 1 | 1 | \$23,449,358.94 | \$23,449,359 |
| Franklin | 1 | 1 | \$21,873,943.52 | \$21,873,944 |
| Brantley | 1 | 1 | \$14,243,688.50 | \$14,243,689 |
| Jackson | 1 | 1 | \$14,158,503.14 | \$14,158,503 |
| Putnam | 1 | 1 | \$13,200,292.12 | \$13,200,292 |
| Jasper | 1 | 1 | \$10,664,743.21 | \$10,664,743 |
| Madison | 1 | 1 | \$9,732,941.31 | \$9,732,941 |
| Elbert | 1 | 1 | \$8,737,084.66 | \$8,737,085 |
| Bacon | 1 | 1 | \$6,111,303.90 | \$6,111,304 |

Quail Farm Gate Value 2021

| Rank | County | No. Head | \$/Hd. | Farm gate | Rank | County | No. Head | \$/Hd. | Farm gate |
|------|---------------|----------|--------|-----------|------|------------|-----------|---------|-------------|
| - | Appling | | | \$0 | - | Fulton | | | \$0 |
| - | Atkinson | | | \$0 | - | Gilmer | | | \$0 |
| - | Bacon | | | \$0 | - | Glascocock | | | \$0 |
| 6 | Baker | 85,000 | \$3.23 | \$274,550 | - | Glynn | | | \$0 |
| 20 | Baker | 3,000 | \$4.00 | \$12,000 | - | Gordon | | | \$0 |
| - | Baldwin | | | \$0 | - | Grady | | | \$0 |
| - | Banks | | | \$0 | 1 | Greene | 3,600,000 | \$1.00 | \$3,600,000 |
| - | Barrow | | | \$0 | - | Gwinnett | | | \$0 |
| - | Bartow | | | \$0 | 11 | Habersham | 125,000 | \$1.00 | \$125,000 |
| - | Ben Hill | | | \$0 | 12 | Habersham | 100,000 | \$1.00 | \$100,000 |
| - | Berrien | | | \$0 | - | Hall | | | \$0 |
| - | Bibb | | | \$0 | 27 | Hancock | 1,000 | \$5.00 | \$5,000 |
| - | Bleckley | | | \$0 | - | Haralson | | | \$0 |
| - | Brantley | | | \$0 | - | Harris | | | \$0 |
| - | Brooks | | | \$0 | - | Hart | | | \$0 |
| - | Bryan | | | \$0 | - | Heard | | | \$0 |
| - | Bulloch | | | \$0 | - | Henry | | | \$0 |
| 14 | Burke | 35,000 | \$2.00 | \$70,000 | - | Houston | | | \$0 |
| - | Butts | | | \$0 | 7 | Irwin | 65,000 | \$3.85 | \$250,250 |
| - | Calhoun | | | \$0 | 10 | Jackson | 1,411,200 | \$0.09 | \$127,008 |
| - | Camden | | | \$0 | 2 | Jasper | 180,000 | \$6.00 | \$1,080,000 |
| - | Candler | | | \$0 | 5 | Jasper | 120,000 | \$3.00 | \$360,000 |
| - | Carroll | | | \$0 | - | Jeff Davis | | | \$0 |
| - | Catoosa | | | \$0 | - | Jefferson | | | \$0 |
| - | Charlton | | | \$0 | - | Jenkins | | | \$0 |
| - | Chatham | | | \$0 | 19 | Johnson | 10,000 | \$1.50 | \$15,000 |
| - | Chattahoochee | | | \$0 | 25 | Johnson | 5,000 | \$1.25 | \$6,250 |
| - | Chattooga | | | \$0 | - | Jones | | | \$0 |
| - | Cherokee | | | \$0 | - | Lamar | | | \$0 |
| - | Clarke | | | \$0 | - | Lanier | | | \$0 |
| - | Clay | | | \$0 | 19 | Laurens | 15,000 | \$1.00 | \$15,000 |
| - | Clayton | | | \$0 | - | Lee | | | \$0 |
| - | Clinch | | | \$0 | - | Liberty | | | \$0 |
| - | Cobb | | | \$0 | 28 | Lincoln | 1,500 | \$3.20 | \$4,800 |
| - | Coffee | | | \$0 | - | Long | | | \$0 |
| - | Colquitt | | | \$0 | - | Lowndes | | | \$0 |
| - | Columbia | | | \$0 | - | Lumpkin | | | \$0 |
| - | Cook | | | \$0 | - | Macon | | | \$0 |
| - | Coweta | | | \$0 | 18 | Madison | 3,500 | \$5.00 | \$17,500 |
| - | Crawford | | | \$0 | 17 | Marion | 5,000 | \$4.05 | \$20,250 |
| - | Crisp | | | \$0 | - | McDuffie | | | \$0 |
| - | Dade | | | \$0 | - | McIntosh | | | \$0 |
| - | Dawson | | | \$0 | - | Meriwether | | | \$0 |
| 23 | Decatur | 1,000 | \$7.50 | \$7,500 | - | Miller | | | \$0 |
| - | Dekalb | | | \$0 | 9 | Mitchell | 10,000 | \$15.00 | \$150,000 |
| - | Dodge | | | \$0 | - | Monroe | | | \$0 |
| - | Dooly | | | \$0 | - | Montgomery | | | \$0 |
| 22 | Dougherty | 8,000 | \$1.00 | \$8,000 | 4 | Morgan | 150,000 | \$3.00 | \$450,000 |
| - | Douglas | | | \$0 | 30 | Morgan | 500 | \$6.00 | \$3,000 |
| - | Early | | | \$0 | - | Murray | | | \$0 |
| - | Echols | | | \$0 | - | Muscogee | | | \$0 |
| - | Effingham | | | \$0 | - | Newton | | | \$0 |
| - | Elbert | | | \$0 | - | Oconee | | | \$0 |
| - | Emanuel | | | \$0 | - | Oglethorpe | | | \$0 |
| - | Evans | | | \$0 | - | Paulding | | | \$0 |
| - | Fannin | | | \$0 | - | Peach | | | \$0 |
| - | Fayette | | | \$0 | - | Pickens | | | \$0 |
| 26 | Floyd | 600 | \$9.00 | \$5,400 | - | Pierce | | | \$0 |
| - | Forsyth | | | \$0 | - | Pike | | | \$0 |
| - | Franklin | | | \$0 | 31 | Polk | 350 | \$8.00 | \$2,800 |

Top Ten Counties

For Quail



| Rank | County | No. Head | \$/Hd. | Farm gate |
|--------------------------|------------|----------|---------|--------------------|
| 32 | Polk | 50 | \$17.00 | \$850 |
| - | Pulaski | | | \$0 |
| 15 | Putnam | 12,000 | \$5.00 | \$60,000 |
| 29 | Putnam | 1,500 | \$3.00 | \$4,500 |
| - | Quitman | | | \$0 |
| - | Rabun | | | \$0 |
| - | Randolph | | | \$0 |
| - | Richmond | | | \$0 |
| - | Rockdale | | | \$0 |
| - | Schley | | | \$0 |
| 29 | Screven | 1,000 | \$4.50 | \$4,500 |
| - | Seminole | | | \$0 |
| - | Spalding | | | \$0 |
| 8 | Stephens | 190,000 | \$1.00 | \$190,000 |
| - | Stewart | | | \$0 |
| - | Sumter | | | \$0 |
| - | Talbot | | | \$0 |
| - | Taliaferro | | | \$0 |
| - | Tattnall | | | \$0 |
| - | Taylor | | | \$0 |
| 3 | Telfair | 120,000 | \$4.00 | \$480,000 |
| 21 | Telfair | 3,000 | \$3.00 | \$9,000 |
| - | Terrell | | | \$0 |
| - | Thomas | | | \$0 |
| - | Tift | | | \$0 |
| - | Toombs | | | \$0 |
| - | Towns | | | \$0 |
| - | Treutlen | | | \$0 |
| 29 | Troup | 1,500 | \$3.00 | \$4,500 |
| - | Turner | | | \$0 |
| - | Twiggs | | | \$0 |
| - | Union | | | \$0 |
| 16 | Upson | 15,000 | \$3.00 | \$45,000 |
| - | Walker | | | \$0 |
| - | Walton | | | \$0 |
| - | Ware | | | \$0 |
| - | Warren | | | \$0 |
| - | Washington | | | \$0 |
| - | Wayne | | | \$0 |
| - | Webster | | | \$0 |
| 24 | Wheeler | 2,000 | \$3.50 | \$7,000 |
| - | White | | | \$0 |
| - | Whitfield | | | \$0 |
| - | Wilcox | | | \$0 |
| - | Wilkes | | | \$0 |
| - | Wilkinson | | | \$0 |
| 13 | Worth | 20,000 | \$3.85 | \$77,000 |
| Totals & Avg. | | | | \$7,591,658 |

Percent of Poultry/Eggs 0.15%

Top Ten Counties by Value - Quail

| County | No. Head | \$/Hd. | Farm gate |
|----------|-----------|---------|-------------|
| Greene | 3,600,000 | \$1.00 | \$3,600,000 |
| Jasper | 180,000 | \$6.00 | \$1,080,000 |
| Telfair | 120,000 | \$4.00 | \$480,000 |
| Morgan | 150,000 | \$3.00 | \$450,000 |
| Jasper | 120,000 | \$3.00 | \$360,000 |
| Baker | 85,000 | \$3.23 | \$274,550 |
| Irwin | 65,000 | \$3.85 | \$250,250 |
| Stephens | 190,000 | \$1.00 | \$190,000 |
| Mitchell | 10,000 | \$15.00 | \$150,000 |
| Jackson | 1,411,200 | \$0.09 | \$127,008 |

Miscellaneous Poultry Farm Gate Value 2021

| Rank | County | Farm gate | Rank | County | Farm gate | Rank | County | Farm gate |
|------|---------------|-----------|------|------------|-----------|------------------------------------|------------|-----------|
| - | Appling | \$0 | - | Fannin | \$0 | 2 | Oglethorpe | \$45,000 |
| - | Atkinson | \$0 | - | Fayette | \$0 | - | Paulding | \$0 |
| - | Bacon | \$0 | - | Floyd | \$0 | - | Peach | \$0 |
| - | Baker | \$0 | - | Forsyth | \$0 | - | Pickens | \$0 |
| - | Baldwin | \$0 | - | Franklin | \$0 | - | Pierce | \$0 |
| - | Banks | \$0 | - | Fulton | \$0 | - | Pike | \$0 |
| - | Barrow | \$0 | - | Gilmer | \$0 | - | Polk | \$0 |
| - | Bartow | \$0 | - | Glascok | \$0 | - | Pulaski | \$0 |
| - | Ben Hill | \$0 | - | Glynn | \$0 | - | Putnam | \$0 |
| - | Berrien | \$0 | - | Gordon | \$0 | - | Quitman | \$0 |
| - | Bibb | \$0 | - | Grady | \$0 | - | Rabun | \$0 |
| - | Bleckley | \$0 | - | Greene | \$0 | - | Randolph | \$0 |
| - | Brantley | \$0 | - | Gwinnett | \$0 | - | Richmond | \$0 |
| - | Brooks | \$0 | - | Habersham | \$0 | - | Rockdale | \$0 |
| - | Bryan | \$0 | - | Hall | \$0 | - | Schley | \$0 |
| - | Bulloch | \$0 | - | Hancock | \$0 | - | Screven | \$0 |
| - | Burke | \$0 | - | Haralson | \$0 | - | Seminole | \$0 |
| - | Butts | \$0 | - | Harris | \$0 | - | Spalding | \$0 |
| - | Calhoun | \$0 | - | Hart | \$0 | - | Stephens | \$0 |
| - | Camden | \$0 | - | Heard | \$0 | - | Stewart | \$0 |
| - | Candler | \$0 | - | Henry | \$0 | - | Sumter | \$0 |
| - | Carroll | \$0 | - | Houston | \$0 | - | Talbot | \$0 |
| - | Catoosa | \$0 | - | Irwin | \$0 | - | Taliaferro | \$0 |
| - | Charlton | \$0 | - | Jackson | \$0 | - | Tattnell | \$0 |
| - | Chatham | \$0 | - | Jasper | \$0 | - | Taylor | \$0 |
| - | Chattahoochee | \$0 | - | Jeff Davis | \$0 | 3 | Telfair | \$30,000 |
| - | Chattooga | \$0 | - | Jefferson | \$0 | - | Terrell | \$0 |
| - | Cherokee | \$0 | - | Jenkins | \$0 | - | Thomas | \$0 |
| - | Clarke | \$0 | 4 | Johnson | \$15,000 | - | Tift | \$0 |
| - | Clay | \$0 | - | Jones | \$0 | - | Toombs | \$0 |
| - | Clayton | \$0 | - | Lamar | \$0 | - | Towns | \$0 |
| - | Clinch | \$0 | - | Lanier | \$0 | - | Treutlen | \$0 |
| - | Cobb | \$0 | - | Laurens | \$0 | - | Troup | \$0 |
| - | Coffee | \$0 | - | Lee | \$0 | - | Turner | \$0 |
| - | Colquitt | \$0 | - | Liberty | \$0 | - | Twiggs | \$0 |
| - | Columbia | \$0 | - | Lincoln | \$0 | - | Union | \$0 |
| - | Cook | \$0 | - | Long | \$0 | - | Upson | \$0 |
| - | Coweta | \$0 | - | Lowndes | \$0 | - | Walker | \$0 |
| - | Crawford | \$0 | - | Lumpkin | \$0 | - | Walton | \$0 |
| - | Crisp | \$0 | - | Macon | \$0 | - | Ware | \$0 |
| - | Dade | \$0 | - | Madison | \$0 | - | Warren | \$0 |
| - | Dawson | \$0 | 5 | Marion | \$10,000 | 1 | Washington | \$50,000 |
| - | Decatur | \$0 | - | McDuffie | \$0 | - | Wayne | \$0 |
| - | Dekalb | \$0 | - | McIntosh | \$0 | - | Webster | \$0 |
| - | Dodge | \$0 | - | Meriwether | \$0 | 3 | Wheeler | \$30,000 |
| - | Dooly | \$0 | - | Miller | \$0 | - | White | \$0 |
| - | Dougherty | \$0 | - | Mitchell | \$0 | - | Whitfield | \$0 |
| - | Douglas | \$0 | - | Monroe | \$0 | - | Wilcox | \$0 |
| - | Early | \$0 | - | Montgomery | \$0 | - | Wilkes | \$0 |
| - | Echols | \$0 | - | Morgan | \$0 | - | Wilkinson | \$0 |
| - | Effingham | \$0 | - | Murray | \$0 | - | Worth | \$0 |
| - | Elbert | \$0 | - | Muscogee | \$0 | Totals & Avg. \$180,000 | | |
| - | Emanuel | \$0 | - | Newton | \$0 | Percent of Poultry/Eggs | | |
| - | Evans | \$0 | - | Oconee | \$0 | 0.00% | | |

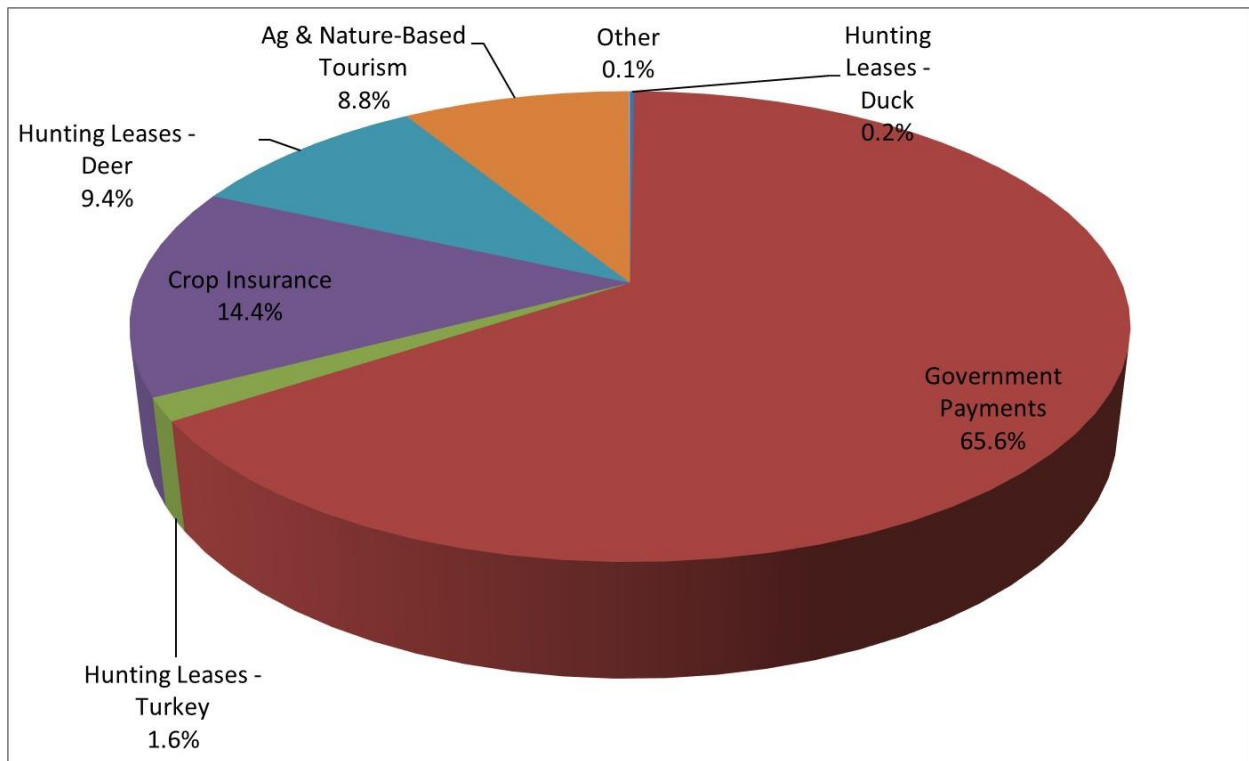
Total Poultry & Egg Value 2021

| Rank | County | Farm gate | Rank | County | Farm gate | Rank | County | Farm gate |
|------|---------------|---------------|------|------------|---------------|------|----------------|------------------------|
| 15 | Appling | \$110,460,622 | - | Fayette | \$0 | - | Peach | \$0 |
| 21 | Atkinson | \$65,921,466 | 42 | Floyd | \$31,415,814 | 34 | Pickens | \$38,319,266 |
| 37 | Bacon | \$34,260,224 | 56 | Forsyth | \$20,157,573 | 95 | Pierce | \$2,359,962 |
| 64 | Baker | \$14,761,654 | 1 | Franklin | \$357,242,298 | 85 | Pike | \$5,008,341 |
| 103 | Baldwin | \$694,638 | - | Fulton | \$0 | 73 | Polk | \$9,331,380 |
| 8 | Banks | \$165,727,720 | 10 | Gilmer | \$134,210,740 | 30 | Pulaski | \$42,236,307 |
| 69 | Barrow | \$11,536,202 | - | Glascok | \$0 | 38 | Putnam | \$34,223,534 |
| 24 | Bartow | \$54,645,711 | - | Glynn | \$0 | - | Quitman | \$0 |
| 76 | Ben Hill | \$8,736,811 | 5 | Gordon | \$225,609,320 | 86 | Rabun | \$4,977,082 |
| 35 | Berrien | \$35,571,080 | 26 | Grady | \$51,650,383 | - | Randolph | \$0 |
| 91 | Bibb | \$4,220,348 | 40 | Greene | \$33,496,647 | - | Richmond | \$0 |
| 97 | Bleckley | \$1,736,595 | - | Gwinnett | \$0 | - | Rockdale | \$0 |
| 33 | Brantley | \$38,661,717 | 23 | Habersham | \$60,678,540 | 60 | Schley | \$16,401,187 |
| 80 | Brooks | \$7,511,172 | 18 | Hall | \$82,845,453 | 113 | Screven | \$4,500 |
| - | Bryan | \$0 | 111 | Hancock | \$5,000 | - | Seminole | \$0 |
| 55 | Bulloch | \$20,300,200 | 47 | Haralson | \$27,972,421 | 100 | Spalding | \$1,389,276 |
| 107 | Burke | \$70,000 | - | Harris | \$0 | 29 | Stephens | \$43,301,147 |
| - | Butts | \$0 | 2 | Hart | \$357,073,063 | - | Stewart | \$0 |
| 51 | Calhoun | \$24,305,387 | 31 | Heard | \$40,505,934 | 59 | Sumter | \$17,183,920 |
| - | Camden | \$0 | - | Henry | \$0 | - | Talbot | \$0 |
| 104 | Candler | \$643,302 | 72 | Houston | \$9,626,808 | 53 | Taliaferro | \$21,562,340 |
| 13 | Carroll | \$116,731,234 | 77 | Irwin | \$8,658,008 | 4 | Tattnall | \$225,693,327 |
| 67 | Catoosa | \$12,284,976 | 9 | Jackson | \$142,710,817 | 62 | Taylor | \$16,084,728 |
| 89 | Charlton | \$4,362,910 | 41 | Jasper | \$32,499,979 | 87 | Telfair | \$4,640,424 |
| - | Chatham | \$0 | 39 | Jeff Davis | \$33,743,654 | - | Terrell | \$0 |
| 93 | Chattahoochee | \$3,087,284 | - | Jefferson | \$0 | 83 | Thomas | \$6,482,084 |
| 44 | Chattooga | \$30,718,560 | - | Jenkins | \$0 | - | Tift | \$0 |
| 84 | Cherokee | \$5,534,459 | 110 | Johnson | \$36,250 | 61 | Toombs | \$16,136,498 |
| 106 | Clarke | \$173,660 | 88 | Jones | \$4,515,148 | 105 | Towns | \$428,868 |
| - | Clay | \$0 | 52 | Lamar | \$22,018,292 | - | Treutlen | \$0 |
| - | Clayton | \$0 | - | Lanier | \$0 | 113 | Troup | \$4,500 |
| 101 | Clinch | \$952,088 | 92 | Laurens | \$3,551,226 | 75 | Turner | \$8,797,210 |
| - | Cobb | \$0 | - | Lee | \$0 | - | Twiggs | \$0 |
| 12 | Coffee | \$126,497,672 | - | Liberty | \$0 | 99 | Union | \$1,486,704 |
| 7 | Colquitt | \$183,622,284 | 112 | Lincoln | \$4,800 | 54 | Upson | \$20,884,732 |
| - | Columbia | \$0 | 71 | Long | \$10,026,070 | 22 | Walker | \$63,206,137 |
| 49 | Cook | \$25,834,517 | 105 | Lowndes | \$428,868 | 63 | Walton | \$15,851,642 |
| - | Coweta | \$0 | 45 | Lumpkin | \$30,211,871 | 74 | Ware | \$9,123,395 |
| 32 | Crawford | \$40,421,686 | 17 | Macon | \$84,860,878 | - | Warren | \$0 |
| 79 | Crisp | \$7,563,845 | 3 | Madison | \$266,125,817 | 108 | Washington | \$50,000 |
| 70 | Dade | \$10,962,415 | 43 | Marion | \$30,821,098 | 66 | Wayne | \$12,547,727 |
| 25 | Dawson | \$52,907,797 | - | McDuffie | \$0 | - | Webster | \$0 |
| 58 | Decatur | \$19,215,158 | - | McIntosh | \$0 | 109 | Wheeler | \$37,000 |
| - | Dekalb | \$0 | - | Meriwether | \$0 | 28 | White | \$43,407,328 |
| 81 | Dodge | \$7,486,884 | 78 | Miller | \$7,988,338 | 36 | Whitfield | \$34,612,678 |
| 57 | Dooley | \$19,778,775 | 20 | Mitchell | \$75,560,094 | 19 | Wilcox | \$79,789,758 |
| 98 | Dougherty | \$1,605,668 | 48 | Monroe | \$26,167,018 | 16 | Wilkes | \$89,926,500 |
| - | Douglas | \$0 | 90 | Montgomery | \$4,288,683 | 94 | Wilkinson | \$2,813,284 |
| 102 | Early | \$771,963 | 27 | Morgan | \$43,569,063 | 65 | Worth | \$13,407,009 |
| - | Echols | \$0 | 14 | Murray | \$115,066,391 | | Georgia | \$4,942,251,717 |
| - | Effingham | \$0 | - | Muscogee | \$0 | | | |
| 11 | Elbert | \$130,747,833 | - | Newton | \$0 | | | |
| 96 | Emanuel | \$1,854,684 | 50 | Oconee | \$25,066,367 | | | |
| 46 | Evans | \$28,739,748 | 6 | Oglethorpe | \$189,377,011 | | | |
| 68 | Fannin | \$11,850,248 | 82 | Paulding | \$7,285,017 | | | |

2021 Georgia Ag-Based Tourism, Nature-Based Tourism, and Other Income Farm Gate Value

\$1,086,079,587

Ag-Based Tourism, Nature-Based Tourism, and Other Income 2021 Farm Gate Value

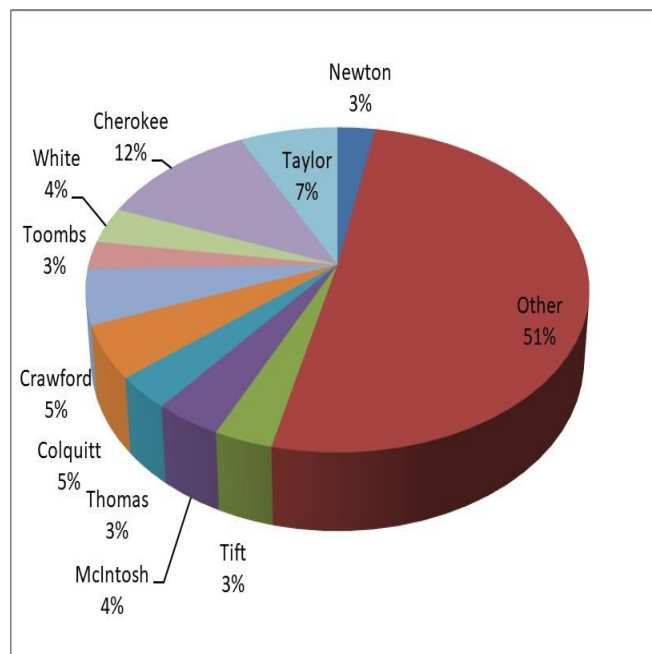


Ag & Nature-Based Tourism Farm Gate Value 2021

| Rank | County | Farm gate Value | Rank | County | Farm gate Value |
|-------------|---------------|------------------------|-------------|---------------|------------------------|
| - | Appling | \$0 | 17 | Gilmer | \$1,820,000 |
| - | Atkinson | \$0 | 65 | Glascocock | \$197,500 |
| - | Bacon | \$0 | 85 | Glynn | \$107,100 |
| 14 | Baker | \$1,875,700 | 84 | Gordon | \$107,500 |
| 20 | Baldwin | \$1,371,100 | 24 | Grady | \$1,214,000 |
| 92 | Banks | \$71,875 | - | Greene | \$0 |
| - | Barrow | \$0 | 128 | Gwinnett | \$600 |
| 60 | Bartow | \$250,500 | 8 | Habersham | \$2,539,600 |
| 122 | Ben Hill | \$6,500 | 15 | Hall | \$1,837,500 |
| 58 | Berrien | \$261,725 | 56 | Hancock | \$312,000 |
| - | Bibb | \$0 | 73 | Haralson | \$167,250 |
| - | Bleckley | \$0 | 22 | Harris | \$1,267,900 |
| 129 | Brantley | \$350 | 89 | Hart | \$85,300 |
| 48 | Brooks | \$390,560 | 115 | Heard | \$17,500 |
| 82 | Bryan | \$110,000 | 29 | Henry | \$985,000 |
| 30 | Bulloch | \$903,800 | 78 | Houston | \$129,480 |
| 72 | Burke | \$168,750 | 57 | Irwin | \$308,000 |
| 77 | Butts | \$132,500 | 34 | Jackson | \$695,325 |
| 71 | Calhoun | \$170,000 | 13 | Jasper | \$1,952,100 |
| - | Camden | \$0 | 69 | Jeff Davis | \$175,000 |
| 59 | Candler | \$251,400 | - | Jefferson | \$0 |
| 9 | Carroll | \$2,432,960 | - | Jenkins | \$0 |
| 120 | Catoosa | \$9,000 | 109 | Johnson | \$29,250 |
| 50 | Charlton | \$378,500 | 111 | Jones | \$26,650 |
| 37 | Chatham | \$537,500 | 123 | Lamar | \$6,000 |
| - | Chattahoochee | \$0 | 100 | Lanier | \$41,250 |
| 80 | Chattooga | \$117,300 | 126 | Laurens | \$1,875 |
| 1 | Cherokee | \$10,180,000 | 91 | Lee | \$75,200 |
| 99 | Clarke | \$42,000 | 42 | Liberty | \$445,500 |
| 23 | Clay | \$1,253,300 | 16 | Lincoln | \$1,827,500 |
| 112 | Clayton | \$22,480 | 110 | Long | \$27,000 |
| 74 | Clinch | \$155,000 | 39 | Lowndes | \$523,750 |
| - | Cobb | \$0 | 35 | Lumpkin | \$659,000 |
| 118 | Coffee | \$12,500 | 123 | Macon | \$6,000 |
| 7 | Colquitt | \$2,674,000 | 53 | Madison | \$335,600 |
| 79 | Columbia | \$126,575 | 5 | Marion | \$4,428,465 |
| 40 | Cook | \$481,000 | 45 | McDuffie | \$410,000 |
| 33 | Coweta | \$756,250 | 64 | McIntosh | \$209,008 |
| 124 | Crawford | \$2,500 | 12 | Meriwether | \$2,168,500 |
| 10 | Crisp | \$2,400,000 | - | Miller | \$0 |
| 81 | Dade | \$110,925 | 3 | Mitchell | \$5,541,000 |
| 27 | Dawson | \$1,138,500 | 66 | Monroe | \$191,350 |
| 117 | Decatur | \$13,000 | - | Montgomery | \$0 |
| - | Dekalb | \$0 | 94 | Morgan | \$69,750 |
| 32 | Dodge | \$764,250 | 107 | Murray | \$33,000 |
| 76 | Dooly | \$150,000 | - | Muscogee | \$0 |
| - | Dougherty | \$0 | 18 | Newton | \$1,818,908 |
| 121 | Douglas | \$7,500 | 104 | Oconee | \$37,850 |
| 61 | Early | \$246,000 | 75 | Oglethorpe | \$154,000 |
| 54 | Echols | \$325,000 | 52 | Paulding | \$336,700 |
| 68 | Effingham | \$181,450 | 70 | Peach | \$172,000 |
| 38 | Elbert | \$530,000 | 114 | Pickens | \$17,660 |
| 21 | Emanuel | \$1,362,500 | - | Pierce | \$0 |
| 119 | Evans | \$12,000 | 83 | Pike | \$109,000 |
| 28 | Fannin | \$1,011,000 | 103 | Polk | \$38,500 |
| 120 | Fayette | \$9,000 | 113 | Pulaski | \$20,000 |
| 93 | Floyd | \$70,500 | 19 | Putnam | \$1,474,500 |
| 36 | Forsyth | \$577,500 | 127 | Quitman | \$1,500 |
| 44 | Franklin | \$415,000 | 11 | Rabun | \$2,227,500 |
| 106 | Fulton | \$33,400 | 113 | Randolph | \$20,000 |

| Rank | County | Farm gate Value |
|--------------------------------|------------|---------------------|
| 96 | Richmond | \$64,500 |
| 63 | Rockdale | \$217,250 |
| 125 | Schley | \$2,000 |
| 105 | Screven | \$33,850 |
| 88 | Seminole | \$85,800 |
| 120 | Spalding | \$9,000 |
| 26 | Stephens | \$1,180,875 |
| 100 | Stewart | \$41,250 |
| - | Sumter | \$0 |
| 97 | Talbot | \$60,000 |
| - | Taliaferro | \$0 |
| 87 | Tattnall | \$92,500 |
| 116 | Taylor | \$15,000 |
| 101 | Telfair | \$40,750 |
| 98 | Terrell | \$54,000 |
| 6 | Thomas | \$3,781,825 |
| 67 | Tift | \$186,235 |
| 2 | Toombs | \$7,500,000 |
| 47 | Towns | \$391,500 |
| - | Treutlen | \$0 |
| 25 | Troup | \$1,193,600 |
| 95 | Turner | \$66,500 |
| 86 | Twiggs | \$100,000 |
| 41 | Union | \$465,000 |
| - | Upson | \$0 |
| 55 | Walker | \$312,500 |
| 49 | Walton | \$385,000 |
| - | Ware | \$0 |
| 43 | Warren | \$418,500 |
| 102 | Washington | \$40,000 |
| 51 | Wayne | \$342,600 |
| 31 | Webster | \$842,000 |
| 108 | Wheeler | \$31,950 |
| 4 | White | \$4,792,500 |
| - | Whitfield | \$0 |
| 46 | Wilcox | \$399,000 |
| 90 | Wilkes | \$80,425 |
| - | Wilkinson | \$0 |
| 62 | Worth | \$218,525 |
| Totals & Avg. | | \$95,350,006 |
| Percent of Other Income | | 8.78% |

Top Ten Counties For Ag & Nature-Based Tourism



Top Ten Counties by Value - Ag & Nature- Based Tourism

| County | Farm gate Value |
|-----------|-----------------|
| Cherokee | \$10,180,000 |
| Toombs | \$7,500,000 |
| Mitchell | \$5,541,000 |
| White | \$4,792,500 |
| Marion | \$4,428,465 |
| Thomas | \$3,781,825 |
| Colquitt | \$2,674,000 |
| Habersham | \$2,539,600 |
| Carroll | \$2,432,960 |
| Crisp | \$2,400,000 |

Crop Insurance Farm Gate Value 2021

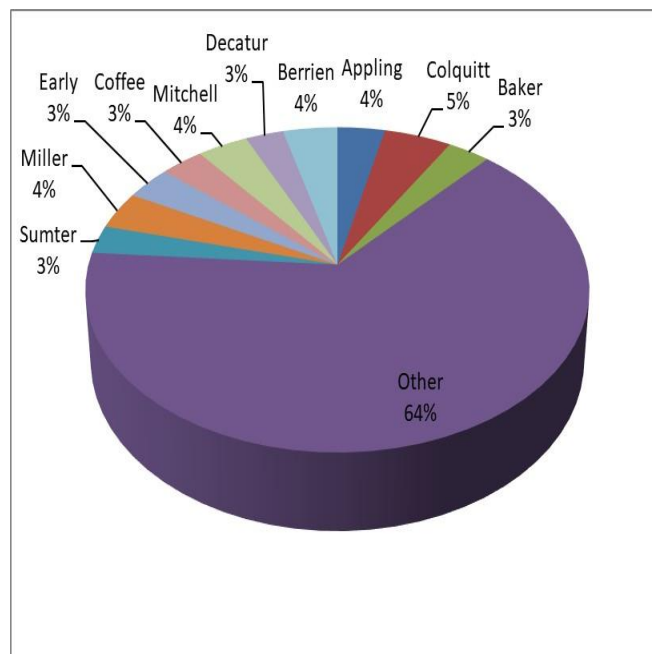
| Rank | County | Farm gate Value | Rank | County | Farm gate Value |
|------|---------------|-----------------|------|------------|-----------------|
| 5 | Appling | \$5,532,382 | 100 | Gilmer | \$17,893 |
| 14 | Atkinson | \$3,766,075 | 105 | Glascock | \$14,845 |
| 13 | Bacon | \$4,111,631 | - | Glynn | \$0 |
| 8 | Baker | \$4,914,649 | 88 | Gordon | \$77,838 |
| - | Baldwin | \$0 | 17 | Grady | \$3,351,869 |
| - | Banks | \$0 | 109 | Greene | \$10,396 |
| - | Barrow | \$0 | - | Gwinnett | \$0 |
| 97 | Bartow | \$28,480 | 127 | Habersham | \$459 |
| 41 | Ben Hill | \$1,337,088 | 79 | Hall | \$129,093 |
| 2 | Berrien | \$6,328,995 | 70 | Hancock | \$241,136 |
| 85 | Bibb | \$91,738 | 122 | Haralson | \$1,979 |
| 73 | Bleckley | \$196,092 | - | Harris | \$0 |
| 66 | Brantley | \$384,750 | 115 | Hart | \$5,065 |
| 19 | Brooks | \$3,068,734 | - | Heard | \$0 |
| 75 | Bryan | \$160,482 | 106 | Henry | \$13,370 |
| 35 | Bulloch | \$1,784,477 | 38 | Houston | \$1,543,129 |
| 55 | Burke | \$604,120 | 12 | Irwin | \$4,172,428 |
| - | Butts | \$0 | 111 | Jackson | \$9,114 |
| 39 | Calhoun | \$1,529,094 | 76 | Jasper | \$147,798 |
| 125 | Camden | \$975 | 37 | Jeff Davis | \$1,586,790 |
| 48 | Candler | \$849,476 | 53 | Jefferson | \$642,088 |
| 119 | Carroll | \$2,842 | 60 | Jenkins | \$477,637 |
| 114 | Catoosa | \$5,726 | 72 | Johnson | \$219,190 |
| 116 | Charlton | \$4,863 | - | Jones | \$0 |
| 124 | Chatham | \$1,010 | 107 | Lamar | \$12,121 |
| - | Chattahoochee | \$0 | 33 | Lanier | \$1,944,395 |
| 92 | Chattooga | \$48,808 | 59 | Laurens | \$478,136 |
| 128 | Cherokee | \$136 | 16 | Lee | \$3,385,429 |
| 102 | Clarke | \$17,090 | - | Liberty | \$0 |
| 65 | Clay | \$394,717 | - | Lincoln | \$0 |
| - | Clayton | \$0 | 91 | Long | \$49,171 |
| 18 | Clinch | \$3,129,364 | 30 | Lowndes | \$2,062,740 |
| - | Cobb | \$0 | - | Lumpkin | \$0 |
| 7 | Coffee | \$5,016,172 | 24 | Macon | \$2,531,582 |
| 1 | Colquitt | \$7,831,639 | 84 | Madison | \$102,319 |
| - | Columbia | \$0 | 86 | Marion | \$87,020 |
| 25 | Cook | \$2,386,711 | - | McDuffie | \$0 |
| - | Coweta | \$0 | 104 | McIntosh | \$16,008 |
| 45 | Crawford | \$1,212,994 | 62 | Meriwether | \$452,697 |
| 51 | Crisp | \$749,501 | 3 | Miller | \$5,865,713 |
| - | Dade | \$0 | 4 | Mitchell | \$5,856,382 |
| 126 | Dawson | \$480 | 99 | Monroe | \$21,728 |
| 9 | Decatur | \$4,428,461 | 57 | Montgomery | \$581,465 |
| - | Dekalb | \$0 | 83 | Morgan | \$105,649 |
| 42 | Dodge | \$1,296,342 | 77 | Murray | \$144,135 |
| 15 | Dooly | \$3,500,372 | - | Muscogee | \$0 |
| 20 | Dougherty | \$2,941,528 | 94 | Newton | \$40,476 |
| - | Douglas | \$0 | 95 | Oconee | \$37,040 |
| 6 | Early | \$5,264,372 | 80 | Oglethorpe | \$118,500 |
| 69 | Echols | \$256,188 | - | Paulding | \$0 |
| 64 | Effingham | \$428,887 | 21 | Peach | \$2,786,248 |
| 98 | Elbert | \$24,069 | 108 | Pickens | \$10,779 |
| 63 | Emanuel | \$444,183 | 22 | Pierce | \$2,684,660 |
| 61 | Evans | \$472,007 | 82 | Pike | \$107,630 |
| 68 | Fannin | \$294,005 | 67 | Polk | \$320,163 |
| - | Fayette | \$0 | 44 | Pulaski | \$1,220,381 |
| 89 | Floyd | \$67,543 | 81 | Putnam | \$118,165 |
| 118 | Forsyth | \$3,613 | 87 | Quitman | \$82,571 |
| 112 | Franklin | \$6,313 | - | Rabun | \$0 |
| - | Fulton | \$0 | 40 | Randolph | \$1,448,231 |

| Rank | County | Farm gate Value |
|------|------------|-----------------|
| 110 | Richmond | \$9,891 |
| - | Rockdale | \$0 |
| 71 | Schley | \$226,797 |
| 47 | Screven | \$854,901 |
| 31 | Seminole | \$2,050,054 |
| - | Spalding | \$0 |
| - | Stephens | \$0 |
| 49 | Stewart | \$834,855 |
| 10 | Sumter | \$4,376,192 |
| - | Talbot | \$0 |
| 101 | Taliaferro | \$17,652 |
| 11 | Tattnall | \$4,283,873 |
| 58 | Taylor | \$487,269 |
| 36 | Telfair | \$1,735,317 |
| 23 | Terrell | \$2,589,797 |
| 27 | Thomas | \$2,334,083 |
| 29 | Tift | \$2,101,055 |
| 28 | Toombs | \$2,109,769 |
| 123 | Towns | \$1,211 |
| 54 | Treutlen | \$613,532 |
| 121 | Troup | \$2,264 |
| 43 | Turner | \$1,254,091 |
| 78 | Twiggs | \$136,151 |
| 113 | Union | \$6,060 |
| 120 | Upson | \$2,687 |
| 96 | Walker | \$34,079 |
| 90 | Walton | \$63,610 |
| 26 | Ware | \$2,373,749 |
| - | Warren | \$0 |
| 56 | Washington | \$592,791 |
| 46 | Wayne | \$1,191,559 |
| 52 | Webster | \$651,106 |
| 34 | Wheeler | \$1,861,287 |
| 117 | White | \$3,629 |
| 103 | Whitfield | \$16,369 |
| 50 | Wilcox | \$821,073 |
| 74 | Wilkes | \$171,292 |
| 93 | Wilkinson | \$43,534 |
| 32 | Worth | \$2,001,097 |

Totals & Avg. \$156,105,501

Percent of Other Income 14.37%

Top Ten Counties For Crop Insurance



Top Ten Counties by Value - Crop Insurance

| County | Farm gate Value |
|----------|-----------------|
| Colquitt | \$7,831,639 |
| Berrien | \$6,328,995 |
| Miller | \$5,865,713 |
| Mitchell | \$5,856,382 |
| Appling | \$5,532,382 |
| Early | \$5,264,372 |
| Coffee | \$5,016,172 |
| Baker | \$4,914,649 |
| Decatur | \$4,428,461 |
| Sumter | \$4,376,192 |

Government Payments Farm Gate Value 2021

| Rank | County | Farm gate Value |
|------|---------------|-----------------|
| 35 | Appling | \$7,581,514 |
| 29 | Atkinson | \$9,010,042 |
| 24 | Bacon | \$10,122,256 |
| 18 | Baker | \$11,476,237 |
| 148 | Baldwin | \$45,352 |
| 73 | Banks | \$1,481,321 |
| 117 | Barrow | \$283,487 |
| 77 | Bartow | \$1,271,429 |
| 42 | Ben Hill | \$5,523,874 |
| 17 | Berrien | \$12,501,314 |
| 124 | Bibb | \$222,691 |
| 50 | Bleckley | \$3,482,686 |
| 93 | Brantley | \$679,865 |
| 11 | Brooks | \$17,502,281 |
| 140 | Bryan | \$120,407 |
| 16 | Bulloch | \$13,974,828 |
| 13 | Burke | \$15,920,641 |
| 135 | Butts | \$170,126 |
| 14 | Calhoun | \$15,189,770 |
| 153 | Camden | \$25,727 |
| 53 | Candler | \$2,913,728 |
| 82 | Carroll | \$1,126,396 |
| 114 | Catoosa | \$293,753 |
| 146 | Charlton | \$67,000 |
| 115 | Chatham | \$292,619 |
| 159 | Chattahoochee | \$2,547 |
| 90 | Chattooga | \$773,968 |
| 136 | Cherokee | \$161,359 |
| 109 | Clarke | \$427,175 |
| 47 | Clay | \$4,140,932 |
| 154 | Clayton | \$23,112 |
| 40 | Clinch | \$6,130,903 |
| 157 | Cobb | \$8,692 |
| 7 | Coffee | \$23,276,820 |
| 3 | Colquitt | \$29,068,375 |
| 139 | Columbia | \$123,625 |
| 34 | Cook | \$8,223,985 |
| 110 | Coweta | \$349,970 |
| 81 | Crawford | \$1,134,838 |
| 28 | Crisp | \$9,477,969 |
| 144 | Dade | \$75,402 |
| 137 | Dawson | \$150,455 |
| 1 | Decatur | \$47,699,495 |
| 152 | Dekalb | \$29,945 |
| 36 | Dodge | \$7,270,187 |
| 9 | Dooly | \$21,301,081 |
| 72 | Dougherty | \$1,484,828 |
| 147 | Douglas | \$55,975 |
| 8 | Early | \$22,032,808 |
| 54 | Echols | \$2,724,426 |
| 59 | Effingham | \$2,110,908 |
| 84 | Elbert | \$1,052,727 |
| 41 | Emanuel | \$5,754,045 |
| 79 | Evans | \$1,138,401 |
| 134 | Fannin | \$175,521 |
| 106 | Fayette | \$436,248 |
| 80 | Floyd | \$1,135,012 |
| 138 | Forsyth | \$136,894 |
| 76 | Franklin | \$1,335,881 |
| 141 | Fulton | \$116,341 |

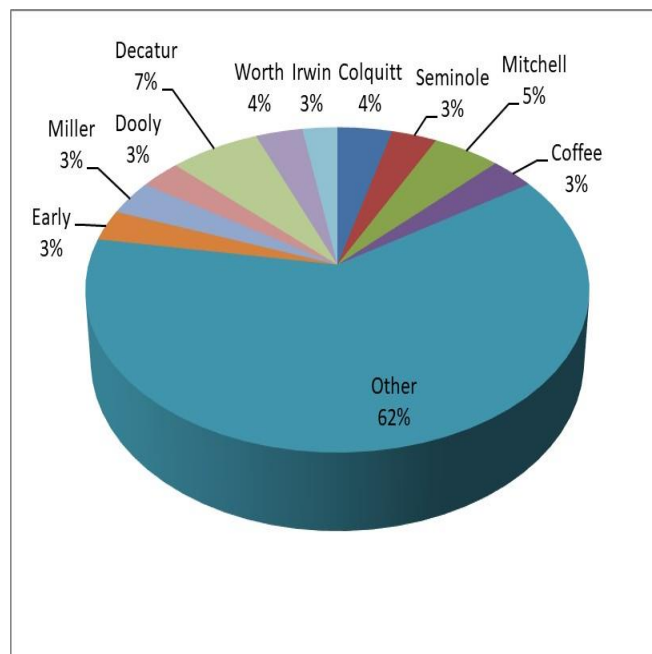
| Rank | County | Farm gate Value |
|------|------------|-----------------|
| 94 | Gilmer | \$647,072 |
| 120 | Glascock | \$260,086 |
| 155 | Glynn | \$19,430 |
| 58 | Gordon | \$2,219,454 |
| 20 | Grady | \$10,685,201 |
| 91 | Greene | \$712,686 |
| 105 | Gwinnett | \$447,502 |
| 107 | Habersham | \$433,958 |
| 67 | Hall | \$1,636,798 |
| 131 | Hancock | \$181,916 |
| 125 | Haralson | \$221,871 |
| 128 | Harris | \$204,164 |
| 63 | Hart | \$1,938,840 |
| 116 | Heard | \$283,915 |
| 122 | Henry | \$250,520 |
| 55 | Houston | \$2,441,528 |
| 10 | Irwin | \$18,565,691 |
| 66 | Jackson | \$1,678,414 |
| 108 | Jasper | \$430,735 |
| 33 | Jeff Davis | \$8,358,398 |
| 37 | Jefferson | \$6,774,047 |
| 38 | Jenkins | \$6,386,549 |
| 68 | Johnson | \$1,613,571 |
| 112 | Jones | \$333,450 |
| 88 | Lamar | \$1,002,651 |
| 46 | Lanier | \$4,263,366 |
| 43 | Laurens | \$5,237,332 |
| 22 | Lee | \$10,469,491 |
| 156 | Liberty | \$14,168 |
| 121 | Lincoln | \$250,707 |
| 142 | Long | \$91,897 |
| 39 | Lowndes | \$6,332,943 |
| 132 | Lumpkin | \$177,714 |
| 19 | Macon | \$11,440,166 |
| 75 | Madison | \$1,375,151 |
| 78 | Marion | \$1,149,058 |
| 100 | McDuffie | \$487,323 |
| 130 | McIntosh | \$191,969 |
| 101 | Meriwether | \$458,006 |
| 5 | Miller | \$24,906,064 |
| 2 | Mitchell | \$35,652,744 |
| 99 | Monroe | \$518,846 |
| 74 | Montgomery | \$1,429,643 |
| 51 | Morgan | \$3,068,039 |
| 95 | Murray | \$644,767 |
| 158 | Muscogee | \$4,268 |
| 123 | Newton | \$231,459 |
| 83 | Oconee | \$1,066,126 |
| 70 | Oglethorpe | \$1,556,015 |
| 149 | Paulding | \$41,291 |
| 49 | Peach | \$3,609,248 |
| 143 | Pickens | \$87,863 |
| 26 | Pierce | \$9,709,701 |
| 87 | Pike | \$1,005,870 |
| 89 | Polk | \$924,808 |
| 57 | Pulaski | \$2,245,044 |
| 71 | Putnam | \$1,536,034 |
| 97 | Quitman | \$610,252 |
| 150 | Rabun | \$34,197 |
| 30 | Randolph | \$8,576,698 |

| Rank | County | Farm gate Value |
|------|------------|-----------------|
| 145 | Richmond | \$69,078 |
| 151 | Rockdale | \$30,474 |
| 96 | Schley | \$632,709 |
| 31 | Screven | \$8,479,533 |
| 6 | Seminole | \$24,043,607 |
| 127 | Spalding | \$219,150 |
| 119 | Stephens | \$260,365 |
| 62 | Stewart | \$1,946,080 |
| 23 | Sumter | \$10,128,646 |
| 126 | Talbot | \$220,178 |
| 104 | Taliaferro | \$449,093 |
| 32 | Tattnall | \$8,405,902 |
| 133 | Taylor | \$175,544 |
| 52 | Telfair | \$3,049,275 |
| 27 | Terrell | \$9,623,383 |
| 25 | Thomas | \$10,003,422 |
| 15 | Tift | \$14,746,128 |
| 44 | Toombs | \$4,827,338 |
| 118 | Towns | \$276,696 |
| 86 | Treutlen | \$1,007,949 |
| 113 | Troup | \$311,542 |
| 12 | Turner | \$16,923,987 |
| 69 | Twiggs | \$1,595,754 |
| 102 | Union | \$456,255 |
| 98 | Upson | \$522,930 |
| 65 | Walker | \$1,680,526 |
| 85 | Walton | \$1,038,618 |
| 60 | Ware | \$2,018,383 |
| 92 | Warren | \$690,462 |
| 56 | Washington | \$2,299,907 |
| 48 | Wayne | \$3,761,018 |
| 45 | Webster | \$4,556,625 |
| 64 | Wheeler | \$1,699,962 |
| 129 | White | \$198,255 |
| 103 | Whitfield | \$453,742 |
| 21 | Wilcox | \$10,614,608 |
| 61 | Wilkes | \$1,955,909 |
| 111 | Wilkinson | \$342,433 |
| 4 | Worth | \$24,960,655 |

Totals & Avg. \$712,623,031

Percent of Other Income 65.61%

Top Ten Counties For Government Payments



Top Ten Counties by Value - Government Payments

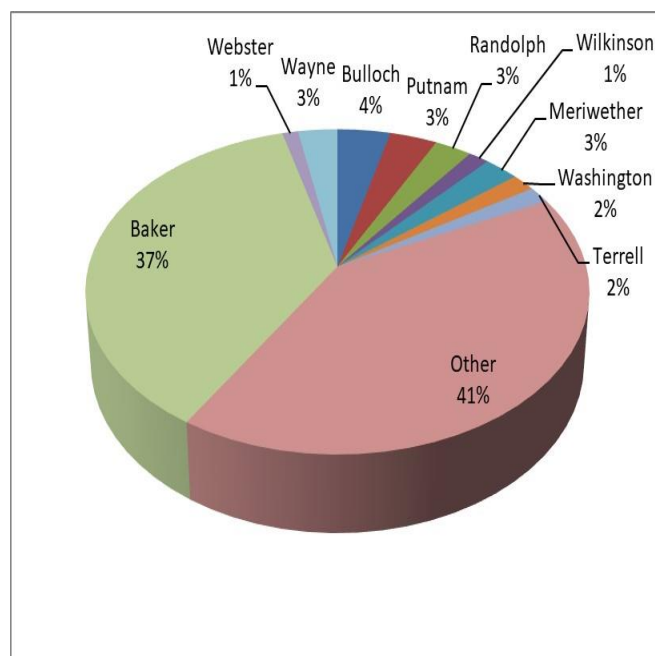
| County | Farm gate Value |
|----------|-----------------|
| Decatur | \$47,699,495 |
| Mitchell | \$35,652,744 |
| Colquitt | \$29,068,375 |
| Worth | \$24,960,655 |
| Miller | \$24,906,064 |
| Seminole | \$24,043,607 |
| Coffee | \$23,276,820 |
| Early | \$22,032,808 |
| Dooly | \$21,301,081 |
| Irwin | \$18,565,691 |

Hunting Leases - Deer Farm Gate Value 2021

| Rank | County | Acres | \$/Acre | Farm gate | Rank | County | Acres | \$/Acre | Farm gate |
|------|---------------|---------|---------|--------------|------|------------|---------|----------|-------------|
| 67 | Appling | 10,000 | \$10.00 | \$100,000 | 81 | Gilmer | 1,750 | \$18.00 | \$31,500 |
| 10 | Atkinson | 150,000 | \$8.00 | \$1,200,000 | 32 | Glascocock | 30,000 | \$16.00 | \$480,000 |
| 78 | Bacon | 3,000 | \$12.00 | \$36,000 | - | Glynn | 0 | \$0.00 | \$0 |
| 1 | Baker | 950,000 | \$40.00 | \$38,000,000 | - | Gordon | 0 | \$0.00 | \$0 |
| 13 | Baldwin | 54,000 | \$20.00 | \$1,080,000 | 41 | Grady | 35,000 | \$10.00 | \$350,000 |
| - | Banks | 0 | \$0.00 | \$0 | 59 | Greene | 10,500 | \$15.00 | \$157,500 |
| - | Barrow | 0 | \$0.00 | \$0 | - | Gwinnett | 0 | \$0.00 | \$0 |
| 68 | Bartow | 3,000 | \$30.00 | \$90,000 | - | Habersham | 0 | \$0.00 | \$0 |
| 41 | Ben Hill | 35,000 | \$10.00 | \$350,000 | 61 | Hall | 15,160 | \$10.10 | \$153,116 |
| 26 | Berrien | 50,000 | \$12.00 | \$600,000 | 18 | Hancock | 30,000 | \$30.00 | \$900,000 |
| - | Bibb | 0 | \$0.00 | \$0 | 84 | Haralson | 1,500 | \$15.90 | \$23,850 |
| 33 | Bleckley | 30,000 | \$15.00 | \$450,000 | 57 | Harris | 5,000 | \$35.00 | \$175,000 |
| 33 | Brantley | 50,000 | \$9.00 | \$450,000 | 74 | Hart | 4,000 | \$12.00 | \$48,000 |
| - | Brooks | 0 | \$0.00 | \$0 | 19 | Heard | 70,000 | \$12.00 | \$840,000 |
| 43 | Bryan | 22,000 | \$15.00 | \$330,000 | - | Henry | 0 | \$0.00 | \$0 |
| 2 | Bulloch | 270,000 | \$15.00 | \$4,050,000 | 23 | Houston | 50,000 | \$15.00 | \$750,000 |
| 39 | Burke | 28,000 | \$13.00 | \$364,000 | 37 | Irwin | 20,000 | \$20.00 | \$400,000 |
| 90 | Butts | 450 | \$18.00 | \$8,100 | 67 | Jackson | 5,000 | \$20.00 | \$100,000 |
| 42 | Calhoun | 21,000 | \$16.00 | \$336,000 | 14 | Jasper | 75,000 | \$14.00 | \$1,050,000 |
| 40 | Camden | 60,000 | \$6.00 | \$360,000 | 16 | Jeff Davis | 80,000 | \$12.00 | \$960,000 |
| 54 | Candler | 15,000 | \$12.50 | \$187,500 | 18 | Jefferson | 75,000 | \$12.00 | \$900,000 |
| 49 | Carroll | 26,000 | \$10.00 | \$260,000 | 67 | Jenkins | 10,000 | \$10.00 | \$100,000 |
| - | Catoosa | 0 | \$0.00 | \$0 | 34 | Johnson | 40,000 | \$11.00 | \$440,000 |
| 31 | Charlton | 55,000 | \$9.00 | \$495,000 | 27 | Jones | 39,925 | \$15.00 | \$598,875 |
| - | Chatham | 0 | \$0.00 | \$0 | 51 | Lamar | 20,000 | \$12.00 | \$240,000 |
| - | Chattahoochee | 0 | \$0.00 | \$0 | - | Lanier | 0 | \$0.00 | \$0 |
| 79 | Chattooga | 2,500 | \$14.00 | \$35,000 | 47 | Laurens | 23,150 | \$12.00 | \$277,800 |
| - | Cherokee | 0 | \$0.00 | \$0 | 51 | Lee | 20,000 | \$12.00 | \$240,000 |
| - | Clarke | 0 | \$0.00 | \$0 | 82 | Liberty | 2,500 | \$12.00 | \$30,000 |
| 56 | Clay | 10,000 | \$18.00 | \$180,000 | 18 | Lincoln | 60,000 | \$15.00 | \$900,000 |
| 80 | Clayton | 800 | \$40.00 | \$32,000 | 10 | Long | 100,000 | \$12.00 | \$1,200,000 |
| 30 | Clinch | 50,000 | \$10.00 | \$500,000 | 56 | Lowndes | 12,000 | \$15.00 | \$180,000 |
| - | Cobb | 0 | \$0.00 | \$0 | 91 | Lumpkin | 600 | \$12.00 | \$7,200 |
| 53 | Coffee | 19,200 | \$10.00 | \$192,000 | 20 | Macon | 55,000 | \$15.00 | \$825,000 |
| 35 | Colquitt | 35,000 | \$12.00 | \$420,000 | 76 | Madison | 4,000 | \$10.00 | \$40,000 |
| 21 | Columbia | 40,000 | \$20.00 | \$800,000 | 12 | Marion | 55,000 | \$20.00 | \$1,100,000 |
| 29 | Cook | 35,000 | \$15.00 | \$525,000 | - | McDuffie | 0 | \$0.00 | \$0 |
| - | Coweta | 0 | \$0.00 | \$0 | - | McIntosh | 0 | \$0.00 | \$0 |
| 14 | Crawford | 70,000 | \$15.00 | \$1,050,000 | 6 | Meriwether | 187,000 | \$14.00 | \$2,618,000 |
| 75 | Crisp | 3,000 | \$15.00 | \$45,000 | 52 | Miller | 2,000 | \$100.00 | \$200,000 |
| 58 | Dade | 10,000 | \$17.00 | \$170,000 | 40 | Mitchell | 30,000 | \$12.00 | \$360,000 |
| 78 | Dawson | 3,000 | \$12.00 | \$36,000 | 89 | Monroe | 350 | \$25.00 | \$8,750 |
| 72 | Decatur | 5,000 | \$12.00 | \$60,000 | 92 | Montgomery | 1,000 | \$7.00 | \$7,000 |
| - | Dekalb | 0 | \$0.00 | \$0 | 11 | Morgan | 75,000 | \$15.00 | \$1,125,000 |
| 17 | Dodge | 75,000 | \$12.50 | \$937,500 | 88 | Murray | 1,500 | \$12.00 | \$18,000 |
| 21 | Dooley | 40,000 | \$20.00 | \$800,000 | - | Muscogee | 0 | \$0.00 | \$0 |
| 72 | Dougherty | 5,000 | \$12.00 | \$60,000 | 50 | Newton | 2,500 | \$100.00 | \$250,000 |
| - | Douglas | 0 | \$0.00 | \$0 | - | Oconee | 0 | \$0.00 | \$0 |
| 23 | Early | 50,000 | \$15.00 | \$750,000 | 65 | Oglethorpe | 10,000 | \$12.50 | \$125,000 |
| 30 | Echols | 50,000 | \$10.00 | \$500,000 | - | Paulding | 0 | \$0.00 | \$0 |
| 70 | Effingham | 3,000 | \$25.00 | \$75,000 | 15 | Peach | 50,000 | \$20.00 | \$1,000,000 |
| 26 | Elbert | 40,000 | \$15.00 | \$600,000 | 94 | Pickens | 20 | \$150.00 | \$3,000 |
| 22 | Emanuel | 60,000 | \$13.00 | \$780,000 | 45 | Pierce | 25,000 | \$12.00 | \$300,000 |
| 60 | Evans | 12,000 | \$13.00 | \$156,000 | 64 | Pike | 8,000 | \$15.90 | \$127,200 |
| 95 | Fannin | 150 | \$10.00 | \$1,500 | 73 | Polk | 1,700 | \$35.00 | \$59,500 |
| - | Fayette | 0 | \$0.00 | \$0 | 83 | Pulaski | 1,500 | \$17.50 | \$26,250 |
| 26 | Floyd | 25,000 | \$24.00 | \$600,000 | 3 | Putnam | 120,000 | \$30.00 | \$3,600,000 |
| - | Forsyth | 0 | \$0.00 | \$0 | 36 | Quitman | 24,000 | \$17.00 | \$408,000 |
| 62 | Franklin | 9,000 | \$15.00 | \$135,000 | - | Rabun | 0 | \$0.00 | \$0 |
| 93 | Fulton | 81 | \$67.00 | \$5,427 | 5 | Randolph | 195,000 | \$14.50 | \$2,827,500 |

| Rank | County | Acres | \$/Acre | Farm gate |
|--------------------------|------------|--------------------------------|--------------|----------------------|
| 71 | Richmond | 2,500 | \$25.00 | \$62,500 |
| 87 | Rockdale | 1,300 | \$14.00 | \$18,200 |
| 28 | Schley | 28,000 | \$20.00 | \$560,000 |
| 48 | Screven | 22,000 | \$12.00 | \$264,000 |
| 86 | Seminole | 1,300 | \$15.00 | \$19,500 |
| 77 | Spalding | 2,200 | \$18.00 | \$39,600 |
| 69 | Stephens | 5,000 | \$16.00 | \$80,000 |
| 44 | Stewart | 20,000 | \$16.00 | \$320,000 |
| 25 | Sumter | 35,000 | \$20.00 | \$700,000 |
| 70 | Talbot | 2,500 | \$30.00 | \$75,000 |
| - | Taliaferro | 0 | \$0.00 | \$0 |
| - | Tattnall | 0 | \$0.00 | \$0 |
| 11 | Taylor | 75,000 | \$15.00 | \$1,125,000 |
| 26 | Telfair | 60,000 | \$10.00 | \$600,000 |
| 8 | Terrell | 85,000 | \$20.00 | \$1,700,000 |
| 66 | Thomas | 2,000 | \$55.00 | \$110,000 |
| 78 | Tift | 3,000 | \$12.00 | \$36,000 |
| 55 | Toombs | 15,000 | \$12.20 | \$183,000 |
| - | Towns | 0 | \$0.00 | \$0 |
| - | Treutlen | 0 | \$0.00 | \$0 |
| 46 | Troup | 20,000 | \$14.00 | \$280,000 |
| 67 | Turner | 10,000 | \$10.00 | \$100,000 |
| 33 | Twiggs | 30,000 | \$15.00 | \$450,000 |
| - | Union | 0 | \$0.00 | \$0 |
| 32 | Upson | 40,000 | \$12.00 | \$480,000 |
| 38 | Walker | 23,000 | \$15.90 | \$365,700 |
| 85 | Walton | 1,750 | \$12.00 | \$21,000 |
| 24 | Ware | 60,000 | \$12.00 | \$720,000 |
| 21 | Warren | 80,000 | \$10.00 | \$800,000 |
| 7 | Washington | 180,000 | \$10.00 | \$1,800,000 |
| 4 | Wayne | 250,000 | \$12.00 | \$3,000,000 |
| 10 | Webster | 60,000 | \$20.00 | \$1,200,000 |
| 63 | Wheeler | 11,000 | \$12.00 | \$132,000 |
| 94 | White | 250 | \$12.00 | \$3,000 |
| - | Whitfield | 0 | \$0.00 | \$0 |
| 42 | Wilcox | 21,000 | \$16.00 | \$336,000 |
| 52 | Wilkes | 20,000 | \$10.00 | \$200,000 |
| 9 | Wilkinson | 130,000 | \$12.00 | \$1,560,000 |
| 40 | Worth | 18,000 | \$20.00 | \$360,000 |
| Totals & Avg. | | 5,484,636 | | \$102,453,568 |
| | | Percent of Other Income | 9.43% | |

Top Ten Counties For Hunting Leases - Deer



Top Ten Counties by Value - Hunting Leases - Deer

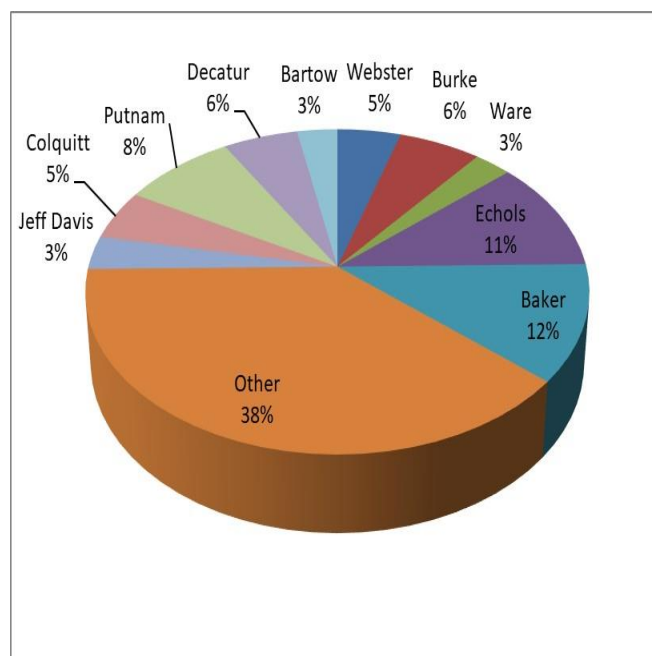
| County | Acres | \$/Acre | Farm gate |
|------------|---------|---------|--------------|
| Baker | 950,000 | \$40.00 | \$38,000,000 |
| Bulloch | 270,000 | \$15.00 | \$4,050,000 |
| Putnam | 120,000 | \$30.00 | \$3,600,000 |
| Wayne | 250,000 | \$12.00 | \$3,000,000 |
| Randolph | 195,000 | \$14.50 | \$2,827,500 |
| Meriwether | 187,000 | \$14.00 | \$2,618,000 |
| Washington | 180,000 | \$10.00 | \$1,800,000 |
| Terrell | 85,000 | \$20.00 | \$1,700,000 |
| Wilkinson | 130,000 | \$12.00 | \$1,560,000 |
| Atkinson | 150,000 | \$8.00 | \$1,200,000 |

Hunting Leases - Duck Farm Gate Value 2021

| Rank | County | Acres | \$/Acre | Farm gate | Rank | County | Acres | \$/Acre | Farm gate |
|------|---------------|--------|---------|-----------|------|------------|-------|----------|-----------|
| - | Appling | 0 | \$0.00 | \$0 | - | Gilmer | 0 | \$0.00 | \$0 |
| - | Atkinson | 0 | \$0.00 | \$0 | 23 | Glascocock | 150 | \$90.00 | \$13,500 |
| 39 | Bacon | 15 | \$50.00 | \$750 | - | Glynn | 0 | \$0.00 | \$0 |
| 1 | Baker | 5,200 | \$40.00 | \$208,000 | - | Gordon | 0 | \$0.00 | \$0 |
| 13 | Baldwin | 500 | \$75.00 | \$37,500 | 16 | Grady | 575 | \$50.00 | \$28,750 |
| - | Banks | 0 | \$0.00 | \$0 | - | Greene | 0 | \$0.00 | \$0 |
| - | Barrow | 0 | \$0.00 | \$0 | - | Gwinnett | 0 | \$0.00 | \$0 |
| 9 | Bartow | 1,800 | \$30.00 | \$54,000 | - | Habersham | 0 | \$0.00 | \$0 |
| - | Ben Hill | 0 | \$0.00 | \$0 | - | Hall | 0 | \$0.00 | \$0 |
| 31 | Berrien | 100 | \$50.00 | \$5,000 | - | Hancock | 0 | \$0.00 | \$0 |
| - | Bibb | 0 | \$0.00 | \$0 | - | Haralson | 0 | \$0.00 | \$0 |
| 22 | Bleckley | 300 | \$50.00 | \$15,000 | 15 | Harris | 500 | \$60.00 | \$30,000 |
| - | Brantley | 0 | \$0.00 | \$0 | 36 | Hart | 25 | \$50.00 | \$1,250 |
| - | Brooks | 0 | \$0.00 | \$0 | - | Heard | 0 | \$0.00 | \$0 |
| - | Bryan | 0 | \$0.00 | \$0 | - | Henry | 0 | \$0.00 | \$0 |
| 26 | Bulloch | 225 | \$50.00 | \$11,250 | - | Houston | 0 | \$0.00 | \$0 |
| 4 | Burke | 2,200 | \$50.00 | \$110,000 | - | Irwin | 0 | \$0.00 | \$0 |
| - | Butts | 0 | \$0.00 | \$0 | 31 | Jackson | 200 | \$25.00 | \$5,000 |
| 21 | Calhoun | 300 | \$60.00 | \$18,000 | 31 | Jasper | 200 | \$25.00 | \$5,000 |
| - | Camden | 0 | \$0.00 | \$0 | 8 | Jeff Davis | 5,000 | \$12.00 | \$60,000 |
| 40 | Candler | 100 | \$5.00 | \$500 | - | Jefferson | 0 | \$0.00 | \$0 |
| 18 | Carroll | 2,600 | \$10.00 | \$26,000 | - | Jenkins | 0 | \$0.00 | \$0 |
| - | Catoosa | 0 | \$0.00 | \$0 | 36 | Johnson | 25 | \$50.00 | \$1,250 |
| - | Charlton | 0 | \$0.00 | \$0 | - | Jones | 0 | \$0.00 | \$0 |
| - | Chatham | 0 | \$0.00 | \$0 | - | Lamar | 0 | \$0.00 | \$0 |
| - | Chattahoochee | 0 | \$0.00 | \$0 | - | Lanier | 0 | \$0.00 | \$0 |
| - | Chattooga | 0 | \$0.00 | \$0 | - | Laurens | 0 | \$0.00 | \$0 |
| - | Cherokee | 0 | \$0.00 | \$0 | 31 | Lee | 100 | \$50.00 | \$5,000 |
| - | Clarke | 0 | \$0.00 | \$0 | - | Liberty | 0 | \$0.00 | \$0 |
| - | Clay | 0 | \$0.00 | \$0 | 39 | Lincoln | 25 | \$30.00 | \$750 |
| - | Clayton | 0 | \$0.00 | \$0 | - | Long | 0 | \$0.00 | \$0 |
| 13 | Clinch | 1,500 | \$25.00 | \$37,500 | 33 | Lowndes | 500 | \$5.00 | \$2,500 |
| - | Cobb | 0 | \$0.00 | \$0 | - | Lumpkin | 0 | \$0.00 | \$0 |
| - | Coffee | 0 | \$0.00 | \$0 | - | Macon | 0 | \$0.00 | \$0 |
| 6 | Colquitt | 1,800 | \$50.00 | \$90,000 | - | Madison | 0 | \$0.00 | \$0 |
| 27 | Columbia | 200 | \$55.00 | \$11,000 | 20 | Marion | 1,200 | \$17.00 | \$20,400 |
| - | Cook | 0 | \$0.00 | \$0 | - | McDuffie | 0 | \$0.00 | \$0 |
| - | Coweta | 0 | \$0.00 | \$0 | - | McIntosh | 0 | \$0.00 | \$0 |
| - | Crawford | 0 | \$0.00 | \$0 | 19 | Meriwether | 500 | \$50.00 | \$25,000 |
| 37 | Crisp | 120 | \$10.00 | \$1,200 | - | Miller | 0 | \$0.00 | \$0 |
| - | Dade | 0 | \$0.00 | \$0 | 19 | Mitchell | 500 | \$50.00 | \$25,000 |
| - | Dawson | 0 | \$0.00 | \$0 | 40 | Monroe | 25 | \$20.00 | \$500 |
| 5 | Decatur | 2,000 | \$50.00 | \$100,000 | - | Montgomery | 0 | \$0.00 | \$0 |
| - | Dekalb | 0 | \$0.00 | \$0 | 39 | Morgan | 25 | \$30.00 | \$750 |
| - | Dodge | 0 | \$0.00 | \$0 | - | Murray | 0 | \$0.00 | \$0 |
| 38 | Dooley | 50 | \$22.00 | \$1,100 | - | Muscogee | 0 | \$0.00 | \$0 |
| 33 | Dougherty | 50 | \$50.00 | \$2,500 | 26 | Newton | 150 | \$75.00 | \$11,250 |
| - | Douglas | 0 | \$0.00 | \$0 | - | Oconee | 0 | \$0.00 | \$0 |
| - | Early | 0 | \$0.00 | \$0 | - | Oglethorpe | 0 | \$0.00 | \$0 |
| 2 | Echols | 20,000 | \$10.00 | \$200,000 | - | Paulding | 0 | \$0.00 | \$0 |
| - | Effingham | 0 | \$0.00 | \$0 | - | Peach | 0 | \$0.00 | \$0 |
| 30 | Elbert | 500 | \$15.00 | \$7,500 | - | Pickens | 0 | \$0.00 | \$0 |
| 29 | Emanuel | 1,000 | \$8.00 | \$8,000 | 10 | Pierce | 1,000 | \$50.00 | \$50,000 |
| - | Evans | 0 | \$0.00 | \$0 | - | Pike | 0 | \$0.00 | \$0 |
| - | Fannin | 0 | \$0.00 | \$0 | - | Polk | 0 | \$0.00 | \$0 |
| - | Fayette | 0 | \$0.00 | \$0 | - | Pulaski | 0 | \$0.00 | \$0 |
| - | Floyd | 0 | \$0.00 | \$0 | 3 | Putnam | 1,500 | \$100.00 | \$150,000 |
| - | Forsyth | 0 | \$0.00 | \$0 | - | Quitman | 0 | \$0.00 | \$0 |
| 19 | Franklin | 500 | \$50.00 | \$25,000 | - | Rabun | 0 | \$0.00 | \$0 |
| - | Fulton | 0 | \$0.00 | \$0 | - | Randolph | 0 | \$0.00 | \$0 |

| Rank | County | Acres | \$/Acre | Farm gate |
|--------------------------------|------------|---------------|----------|--------------------|
| 34 | Richmond | 50 | \$45.00 | \$2,250 |
| - | Rockdale | 0 | \$0.00 | \$0 |
| 24 | Schley | 850 | \$15.00 | \$12,750 |
| 28 | Screven | 200 | \$50.00 | \$10,000 |
| 25 | Seminole | 250 | \$50.00 | \$12,500 |
| - | Spalding | 0 | \$0.00 | \$0 |
| - | Stephens | 0 | \$0.00 | \$0 |
| - | Stewart | 0 | \$0.00 | \$0 |
| 35 | Sumter | 150 | \$10.00 | \$1,500 |
| - | Talbot | 0 | \$0.00 | \$0 |
| - | Taliaferro | 0 | \$0.00 | \$0 |
| - | Tattnall | 0 | \$0.00 | \$0 |
| - | Taylor | 0 | \$0.00 | \$0 |
| 12 | Telfair | 2,000 | \$20.00 | \$40,000 |
| 22 | Terrell | 250 | \$60.00 | \$15,000 |
| 14 | Thomas | 1,000 | \$35.00 | \$35,000 |
| 36 | Tift | 25 | \$50.00 | \$1,250 |
| - | Toombs | 0 | \$0.00 | \$0 |
| - | Towns | 0 | \$0.00 | \$0 |
| - | Treutlen | 0 | \$0.00 | \$0 |
| 17 | Troup | 700 | \$40.00 | \$28,000 |
| 28 | Turner | 200 | \$50.00 | \$10,000 |
| - | Twiggs | 0 | \$0.00 | \$0 |
| - | Union | 0 | \$0.00 | \$0 |
| - | Upson | 0 | \$0.00 | \$0 |
| - | Walker | 0 | \$0.00 | \$0 |
| - | Walton | 0 | \$0.00 | \$0 |
| 10 | Ware | 1,000 | \$50.00 | \$50,000 |
| 11 | Warren | 290 | \$150.00 | \$43,500 |
| 19 | Washington | 500 | \$50.00 | \$25,000 |
| - | Wayne | 0 | \$0.00 | \$0 |
| 7 | Webster | 5,000 | \$17.00 | \$85,000 |
| 21 | Wheeler | 600 | \$30.00 | \$18,000 |
| - | White | 0 | \$0.00 | \$0 |
| - | Whitfield | 0 | \$0.00 | \$0 |
| 32 | Wilcox | 80 | \$44.00 | \$3,520 |
| - | Wilkes | 0 | \$0.00 | \$0 |
| - | Wilkinson | 0 | \$0.00 | \$0 |
| - | Worth | 0 | \$0.00 | \$0 |
| Totals & Avg. | | 66,405 | | \$1,798,970 |
| Percent of Other Income | | | | 0.17% |

Top Ten Counties For Hunting Leases - Duck



Top Ten Counties by Value - Hunting Leases - Duck

| County | Acres | \$/Acre | Farm gate |
|------------|--------|----------|-----------|
| Baker | 5,200 | \$40.00 | \$208,000 |
| Echols | 20,000 | \$10.00 | \$200,000 |
| Putnam | 1,500 | \$100.00 | \$150,000 |
| Burke | 2,200 | \$50.00 | \$110,000 |
| Decatur | 2,000 | \$50.00 | \$100,000 |
| Colquitt | 1,800 | \$50.00 | \$90,000 |
| Webster | 5,000 | \$17.00 | \$85,000 |
| Jeff Davis | 5,000 | \$12.00 | \$60,000 |
| Bartow | 1,800 | \$30.00 | \$54,000 |
| Pierce | 1,000 | \$50.00 | \$50,000 |

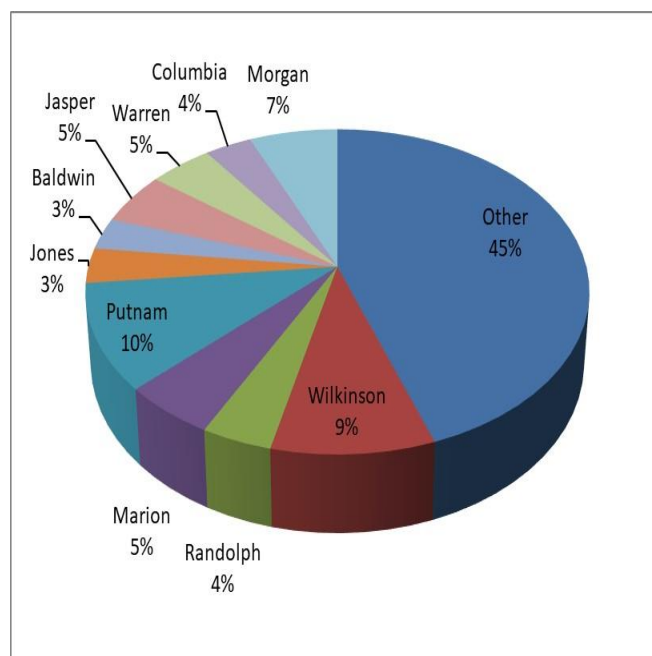
Hunting Leases - Turkey Farm Gate Value 2021

| Rank | County | Acres | \$/Acre | Farm gate |
|------|---------------|---------|---------|-----------|
| 28 | Appling | 10,000 | \$10.00 | \$100,000 |
| 28 | Atkinson | 50,000 | \$2.00 | \$100,000 |
| 62 | Bacon | 1,500 | \$3.00 | \$4,500 |
| 18 | Baker | 8,500 | \$30.00 | \$255,000 |
| 9 | Baldwin | 54,000 | \$10.00 | \$540,000 |
| - | Banks | 0 | \$0.00 | \$0 |
| - | Barrow | 0 | \$0.00 | \$0 |
| 36 | Bartow | 1,800 | \$30.00 | \$54,000 |
| - | Ben Hill | 0 | \$0.00 | \$0 |
| 56 | Berrien | 4,000 | \$2.00 | \$8,000 |
| - | Bibb | 0 | \$0.00 | \$0 |
| 19 | Bleckley | 20,000 | \$12.50 | \$250,000 |
| 60 | Brantley | 2,500 | \$2.00 | \$5,000 |
| - | Brooks | 0 | \$0.00 | \$0 |
| 14 | Bryan | 21,000 | \$15.00 | \$315,000 |
| 17 | Bulloch | 100,000 | \$2.75 | \$275,000 |
| 55 | Burke | 2,700 | \$3.00 | \$8,100 |
| - | Butts | 0 | \$0.00 | \$0 |
| 44 | Calhoun | 10,000 | \$3.00 | \$30,000 |
| 12 | Camden | 60,000 | \$6.00 | \$360,000 |
| 44 | Candler | 10,000 | \$3.00 | \$30,000 |
| 25 | Carroll | 13,000 | \$10.00 | \$130,000 |
| - | Catoosa | 0 | \$0.00 | \$0 |
| 57 | Charlton | 3,500 | \$2.00 | \$7,000 |
| - | Chatham | 0 | \$0.00 | \$0 |
| - | Chattahoochee | 0 | \$0.00 | \$0 |
| 68 | Chattooga | 750 | \$3.00 | \$2,250 |
| - | Cherokee | 0 | \$0.00 | \$0 |
| - | Clarke | 0 | \$0.00 | \$0 |
| - | Clay | 0 | \$0.00 | \$0 |
| 49 | Clayton | 600 | \$25.00 | \$15,000 |
| 37 | Clinch | 10,000 | \$5.00 | \$50,000 |
| - | Cobb | 0 | \$0.00 | \$0 |
| 48 | Coffee | 6,000 | \$3.00 | \$18,000 |
| 43 | Colquitt | 8,000 | \$4.00 | \$32,000 |
| 7 | Columbia | 40,000 | \$15.00 | \$600,000 |
| 53 | Cook | 1,000 | \$10.00 | \$10,000 |
| - | Coweta | 0 | \$0.00 | \$0 |
| - | Crawford | 0 | \$0.00 | \$0 |
| 60 | Crisp | 500 | \$10.00 | \$5,000 |
| 46 | Dade | 3,000 | \$7.00 | \$21,000 |
| 54 | Dawson | 3,000 | \$3.00 | \$9,000 |
| 53 | Decatur | 1,000 | \$10.00 | \$10,000 |
| - | Dekalb | 0 | \$0.00 | \$0 |
| 34 | Dodge | 15,000 | \$4.00 | \$60,000 |
| 28 | Dooly | 5,000 | \$20.00 | \$100,000 |
| 53 | Dougherty | 5,000 | \$2.00 | \$10,000 |
| - | Douglas | 0 | \$0.00 | \$0 |
| - | Early | 0 | \$0.00 | \$0 |
| 10 | Echols | 50,000 | \$10.00 | \$500,000 |
| - | Effingham | 0 | \$0.00 | \$0 |
| 40 | Elbert | 10,000 | \$4.00 | \$40,000 |
| 37 | Emanuel | 10,000 | \$5.00 | \$50,000 |
| 59 | Evans | 2,000 | \$3.00 | \$6,000 |
| - | Fannin | 0 | \$0.00 | \$0 |
| - | Fayette | 0 | \$0.00 | \$0 |
| 27 | Floyd | 5,000 | \$24.00 | \$120,000 |
| - | Forsyth | 0 | \$0.00 | \$0 |

| Rank | County | Acres | \$/Acre | Farm gate |
|------|------------|---------|---------|-------------|
| 53 | Franklin | 5,000 | \$2.00 | \$10,000 |
| - | Fulton | 0 | \$0.00 | \$0 |
| 66 | Gilmer | 450 | \$6.00 | \$2,700 |
| 21 | Glascock | 14,000 | \$14.00 | \$196,000 |
| - | Glynn | 0 | \$0.00 | \$0 |
| - | Gordon | 0 | \$0.00 | \$0 |
| 58 | Grady | 3,400 | \$2.00 | \$6,800 |
| 31 | Greene | 5,000 | \$15.00 | \$75,000 |
| - | Gwinnett | 0 | \$0.00 | \$0 |
| - | Habersham | 0 | \$0.00 | \$0 |
| 22 | Hall | 15,160 | \$10.10 | \$153,116 |
| 12 | Hancock | 12,000 | \$30.00 | \$360,000 |
| - | Haralson | 0 | \$0.00 | \$0 |
| 24 | Harris | 4,000 | \$35.00 | \$140,000 |
| 61 | Hart | 400 | \$12.00 | \$4,800 |
| 29 | Heard | 45,000 | \$2.00 | \$90,000 |
| - | Henry | 0 | \$0.00 | \$0 |
| - | Houston | 0 | \$0.00 | \$0 |
| - | Irwin | 0 | \$0.00 | \$0 |
| 67 | Jackson | 120 | \$20.00 | \$2,400 |
| 4 | Jasper | 75,000 | \$12.00 | \$900,000 |
| 13 | Jeff Davis | 80,000 | \$4.00 | \$320,000 |
| 15 | Jefferson | 25,000 | \$12.00 | \$300,000 |
| 49 | Jenkins | 5,000 | \$3.00 | \$15,000 |
| 49 | Johnson | 5,000 | \$3.00 | \$15,000 |
| 8 | Jones | 39,925 | \$15.00 | \$598,875 |
| 63 | Lamar | 2,000 | \$2.00 | \$4,000 |
| - | Lanier | 0 | \$0.00 | \$0 |
| 16 | Laurens | 23,150 | \$12.00 | \$277,800 |
| 63 | Lee | 2,000 | \$2.00 | \$4,000 |
| 65 | Liberty | 500 | \$6.00 | \$3,000 |
| 28 | Lincoln | 40,000 | \$2.50 | \$100,000 |
| - | Long | 0 | \$0.00 | \$0 |
| 47 | Lowndes | 4,000 | \$5.00 | \$20,000 |
| 71 | Lumpkin | 50 | \$8.00 | \$400 |
| 20 | Macon | 55,000 | \$4.00 | \$220,000 |
| 69 | Madison | 100 | \$20.00 | \$2,000 |
| 4 | Marion | 50,000 | \$18.00 | \$900,000 |
| - | McDuffie | 0 | \$0.00 | \$0 |
| - | McIntosh | 0 | \$0.00 | \$0 |
| 50 | Meriwether | 6,500 | \$2.00 | \$13,000 |
| 40 | Miller | 1,000 | \$40.00 | \$40,000 |
| 69 | Mitchell | 1,000 | \$2.00 | \$2,000 |
| 65 | Monroe | 200 | \$15.00 | \$3,000 |
| 65 | Montgomery | 1,000 | \$3.00 | \$3,000 |
| 3 | Morgan | 75,000 | \$15.00 | \$1,125,000 |
| 65 | Murray | 1,500 | \$2.00 | \$3,000 |
| - | Muscogee | 0 | \$0.00 | \$0 |
| - | Newton | 0 | \$0.00 | \$0 |
| - | Oconee | 0 | \$0.00 | \$0 |
| - | Oglethorpe | 0 | \$0.00 | \$0 |
| - | Paulding | 0 | \$0.00 | \$0 |
| 37 | Peach | 50,000 | \$1.00 | \$50,000 |
| - | Pickens | 0 | \$0.00 | \$0 |
| 53 | Pierce | 5,000 | \$2.00 | \$10,000 |
| 35 | Pike | 8,000 | \$6.82 | \$54,560 |
| 51 | Polk | 350 | \$35.00 | \$12,250 |
| - | Pulaski | 0 | \$0.00 | \$0 |
| 1 | Putnam | 120,000 | \$15.00 | \$1,800,000 |
| 32 | Quitman | 18,000 | \$4.00 | \$72,000 |
| - | Rabun | 0 | \$0.00 | \$0 |
| 6 | Randolph | 105,000 | \$6.45 | \$677,250 |

| Rank | County | Acres | \$/Acre | Farm gate |
|--------------------------------|------------|------------------|--------------|---------------------|
| - | Richmond | 0 | \$0.00 | \$0 |
| 64 | Rockdale | 1,300 | \$2.50 | \$3,250 |
| 11 | Schley | 20,000 | \$20.00 | \$400,000 |
| 39 | Screven | 15,000 | \$2.75 | \$41,280 |
| 50 | Seminole | 6,500 | \$2.00 | \$13,000 |
| 65 | Spalding | 500 | \$6.00 | \$3,000 |
| 30 | Stephens | 5,000 | \$16.00 | \$80,000 |
| 24 | Stewart | 20,000 | \$7.00 | \$140,000 |
| 34 | Sumter | 3,000 | \$20.00 | \$60,000 |
| 34 | Talbot | 2,000 | \$30.00 | \$60,000 |
| - | Taliaferro | 0 | \$0.00 | \$0 |
| - | Tattnall | 0 | \$0.00 | \$0 |
| - | Taylor | 0 | \$0.00 | \$0 |
| 23 | Telfair | 15,000 | \$10.00 | \$150,000 |
| 44 | Terrell | 15,000 | \$2.00 | \$30,000 |
| 37 | Thomas | 1,000 | \$50.00 | \$50,000 |
| 52 | Tift | 1,000 | \$12.00 | \$12,000 |
| - | Toombs | 0 | \$0.00 | \$0 |
| - | Towns | 0 | \$0.00 | \$0 |
| - | Treutlen | 0 | \$0.00 | \$0 |
| 42 | Troup | 6,500 | \$5.00 | \$32,500 |
| 45 | Turner | 9,000 | \$3.00 | \$27,000 |
| 26 | Twiggs | 10,000 | \$12.50 | \$125,000 |
| - | Union | 0 | \$0.00 | \$0 |
| 30 | Upson | 40,000 | \$2.00 | \$80,000 |
| 41 | Walker | 5,000 | \$6.82 | \$34,100 |
| 70 | Walton | 550 | \$2.00 | \$1,100 |
| 34 | Ware | 7,500 | \$8.00 | \$60,000 |
| 5 | Warren | 80,000 | \$10.00 | \$800,000 |
| 49 | Washington | 5,000 | \$3.00 | \$15,000 |
| 47 | Wayne | 5,000 | \$4.00 | \$20,000 |
| 12 | Webster | 20,000 | \$18.00 | \$360,000 |
| 30 | Wheeler | 8,000 | \$10.00 | \$80,000 |
| 65 | White | 250 | \$12.00 | \$3,000 |
| - | Whitfield | 0 | \$0.00 | \$0 |
| 33 | Wilcox | 9,000 | \$7.00 | \$63,000 |
| 30 | Wilkes | 20,000 | \$4.00 | \$80,000 |
| 2 | Wilkinson | 130,000 | \$12.00 | \$1,560,000 |
| 38 | Worth | 15,000 | \$3.00 | \$45,000 |
| Totals & Avg. | | 1,928,255 | | \$17,144,031 |
| Percent of Other Income | | | 1.58% | |

Top Ten Counties For Hunting Leases - Turkey



Top Ten Counties by Value - Hunting Leases - Turkey

| County | Acres | \$/Acre | Farm gate |
|-----------|---------|---------|-------------|
| Putnam | 120,000 | \$15.00 | \$1,800,000 |
| Wilkinson | 130,000 | \$12.00 | \$1,560,000 |
| Morgan | 75,000 | \$15.00 | \$1,125,000 |
| Jasper | 75,000 | \$12.00 | \$900,000 |
| Marion | 50,000 | \$18.00 | \$900,000 |
| Warren | 80,000 | \$10.00 | \$800,000 |
| Randolph | 105,000 | \$6.45 | \$677,250 |
| Columbia | 40,000 | \$15.00 | \$600,000 |
| Jones | 39,925 | \$15.00 | \$598,875 |
| Baldwin | 54,000 | \$10.00 | \$540,000 |

Miscellaneous Income Farm Gate Value 2021

| Rank | County | Farm gate | Rank | County | Farm gate | Rank | County | Farm gate |
|------|---------------|-----------|------|------------|-----------|------------------------------------|------------|-----------|
| - | Appling | \$0 | 7 | Fannin | \$10,000 | - | Oglethorpe | \$0 |
| - | Atkinson | \$0 | - | Fayette | \$0 | - | Paulding | \$0 |
| - | Bacon | \$0 | - | Floyd | \$0 | - | Peach | \$0 |
| 1 | Baker | \$290,000 | - | Forsyth | \$0 | - | Pickens | \$0 |
| - | Baldwin | \$0 | - | Franklin | \$0 | 8 | Pierce | \$5,000 |
| - | Banks | \$0 | - | Fulton | \$0 | - | Pike | \$0 |
| - | Barrow | \$0 | 7 | Gilmer | \$10,000 | - | Polk | \$0 |
| - | Bartow | \$0 | - | Glascok | \$0 | - | Pulaski | \$0 |
| - | Ben Hill | \$0 | - | Glynn | \$0 | 6 | Putnam | \$12,300 |
| - | Berrien | \$0 | - | Gordon | \$0 | - | Quitman | \$0 |
| - | Bibb | \$0 | - | Grady | \$0 | - | Rabun | \$0 |
| - | Bleckley | \$0 | - | Greene | \$0 | - | Randolph | \$0 |
| 4 | Brantley | \$45,000 | - | Gwinnett | \$0 | - | Richmond | \$0 |
| - | Brooks | \$0 | - | Habersham | \$0 | - | Rockdale | \$0 |
| - | Bryan | \$0 | - | Hall | \$0 | - | Schley | \$0 |
| - | Bulloch | \$0 | - | Hancock | \$0 | - | Screven | \$0 |
| - | Burke | \$0 | - | Haralson | \$0 | - | Seminole | \$0 |
| - | Butts | \$0 | - | Harris | \$0 | - | Spalding | \$0 |
| 3 | Calhoun | \$73,870 | - | Hart | \$0 | - | Stephens | \$0 |
| - | Camden | \$0 | - | Heard | \$0 | 9 | Stewart | \$3,310 |
| - | Candler | \$0 | - | Henry | \$0 | - | Sumter | \$0 |
| - | Carroll | \$0 | - | Houston | \$0 | - | Talbot | \$0 |
| 2 | Catoosa | \$100,000 | - | Irwin | \$0 | - | Taliaferro | \$0 |
| - | Charlton | \$0 | - | Jackson | \$0 | - | Tattnall | \$0 |
| - | Chatham | \$0 | - | Jasper | \$0 | - | Taylor | \$0 |
| - | Chattahoochee | \$0 | - | Jeff Davis | \$0 | 5 | Telfair | \$25,000 |
| - | Chattooga | \$0 | - | Jefferson | \$0 | - | Terrell | \$0 |
| - | Cherokee | \$0 | - | Jenkins | \$0 | - | Thomas | \$0 |
| - | Clarke | \$0 | 5 | Johnson | \$25,000 | - | Tift | \$0 |
| - | Clay | \$0 | - | Jones | \$0 | - | Toombs | \$0 |
| - | Clayton | \$0 | - | Lamar | \$0 | - | Towns | \$0 |
| - | Clinch | \$0 | - | Lanier | \$0 | - | Treutlen | \$0 |
| - | Cobb | \$0 | - | Laurens | \$0 | - | Troup | \$0 |
| - | Coffee | \$0 | - | Lee | \$0 | - | Turner | \$0 |
| - | Colquitt | \$0 | - | Liberty | \$0 | - | Twiggs | \$0 |
| - | Columbia | \$0 | - | Lincoln | \$0 | - | Union | \$0 |
| - | Cook | \$0 | - | Long | \$0 | - | Upson | \$0 |
| - | Coweta | \$0 | - | Lowndes | \$0 | - | Walker | \$0 |
| - | Crawford | \$0 | - | Lumpkin | \$0 | - | Walton | \$0 |
| - | Crisp | \$0 | - | Macon | \$0 | - | Ware | \$0 |
| - | Dade | \$0 | - | Madison | \$0 | - | Warren | \$0 |
| - | Dawson | \$0 | - | Marion | \$0 | - | Washington | \$0 |
| - | Decatur | \$0 | - | McDuffie | \$0 | - | Wayne | \$0 |
| - | Dekalb | \$0 | - | McIntosh | \$0 | - | Webster | \$0 |
| - | Dodge | \$0 | - | Meriwether | \$0 | 8 | Wheeler | \$5,000 |
| - | Dooly | \$0 | - | Miller | \$0 | - | White | \$0 |
| - | Dougherty | \$0 | - | Mitchell | \$0 | - | Whitfield | \$0 |
| - | Douglas | \$0 | - | Monroe | \$0 | - | Wilcox | \$0 |
| - | Early | \$0 | - | Montgomery | \$0 | - | Wilkes | \$0 |
| - | Echols | \$0 | - | Morgan | \$0 | - | Wilkinson | \$0 |
| - | Effingham | \$0 | - | Murray | \$0 | - | Worth | \$0 |
| - | Elbert | \$0 | - | Muscogee | \$0 | Totals & Avg. \$604,480 | | |
| - | Emanuel | \$0 | - | Newton | \$0 | Percent of Other Income | | |
| - | Evans | \$0 | - | Oconee | \$0 | 0.06% | | |

Total Other Income and AgriTourism Value 2021

| Rank | County | Farm gate | Rank | County | Farm gate | Rank | County | Farm gate |
|------|---------------|--------------|------|------------|--------------|--|------------|--------------|
| 29 | Appling | \$13,313,896 | 138 | Fayette | \$445,248 | 47 | Peach | \$7,617,496 |
| 26 | Atkinson | \$14,076,117 | 90 | Floyd | \$1,993,055 | 153 | Pickens | \$119,302 |
| 24 | Bacon | \$14,275,137 | 131 | Forsyth | \$718,007 | 31 | Pierce | \$12,759,361 |
| 1 | Baker | \$57,019,586 | 92 | Franklin | \$1,927,194 | 108 | Pike | \$1,404,260 |
| 73 | Baldwin | \$3,073,952 | 151 | Fulton | \$155,168 | 110 | Polk | \$1,355,221 |
| 105 | Banks | \$1,553,196 | 77 | Gilmer | \$2,529,165 | 68 | Pulaski | \$3,511,675 |
| 147 | Barrow | \$283,487 | 116 | Glascok | \$1,161,931 | 41 | Putnam | \$8,690,999 |
| 99 | Bartow | \$1,748,409 | 152 | Glynn | \$126,530 | 115 | Quitman | \$1,174,323 |
| 48 | Ben Hill | \$7,217,462 | 82 | Gordon | \$2,404,792 | 85 | Rabun | \$2,261,697 |
| 14 | Berrien | \$19,705,034 | 20 | Grady | \$15,636,620 | 28 | Randolph | \$13,549,679 |
| 145 | Bibb | \$314,429 | 122 | Greene | \$955,582 | 150 | Richmond | \$208,219 |
| 63 | Bleckley | \$4,393,778 | 137 | Gwinnett | \$448,102 | 149 | Rockdale | \$269,174 |
| 103 | Brantley | \$1,564,965 | 74 | Habersham | \$2,974,017 | 95 | Schley | \$1,834,256 |
| 13 | Brooks | \$20,961,575 | 66 | Hall | \$3,909,623 | 39 | Screven | \$9,683,564 |
| 120 | Bryan | \$1,035,889 | 89 | Hancock | \$1,995,052 | 9 | Seminole | \$26,224,461 |
| 12 | Bulloch | \$20,999,355 | 141 | Haralson | \$414,950 | 148 | Spalding | \$270,750 |
| 17 | Burke | \$17,175,611 | 96 | Harris | \$1,817,064 | 102 | Stephens | \$1,601,240 |
| 146 | Butts | \$310,726 | 87 | Hart | \$2,083,255 | 71 | Stewart | \$3,285,495 |
| 16 | Calhoun | \$17,346,734 | 114 | Heard | \$1,231,415 | 21 | Sumter | \$15,266,338 |
| 129 | Camden | \$746,702 | 113 | Henry | \$1,248,890 | 140 | Talbot | \$415,178 |
| 64 | Candler | \$4,232,604 | 58 | Houston | \$4,864,137 | 136 | Taliaferro | \$466,745 |
| 65 | Carroll | \$3,978,198 | 11 | Irwin | \$23,446,119 | 30 | Tattnall | \$12,782,275 |
| 142 | Catoosa | \$408,479 | 78 | Jackson | \$2,490,253 | 97 | Taylor | \$1,802,813 |
| 123 | Charlton | \$952,363 | 62 | Jasper | \$4,485,633 | 54 | Telfair | \$5,640,342 |
| 128 | Chatham | \$831,129 | 35 | Jeff Davis | \$11,460,188 | 27 | Terrell | \$14,012,180 |
| 159 | Chattahoochee | \$2,547 | 42 | Jefferson | \$8,616,135 | 19 | Thomas | \$16,314,330 |
| 121 | Chattooga | \$977,326 | 49 | Jenkins | \$6,979,186 | 18 | Tift | \$17,082,668 |
| 36 | Cherokee | \$10,341,495 | 84 | Johnson | \$2,343,261 | 23 | Toombs | \$14,620,107 |
| 134 | Clarke | \$486,265 | 104 | Jones | \$1,557,850 | 132 | Towns | \$669,407 |
| 52 | Clay | \$5,968,949 | 112 | Lamar | \$1,264,772 | 101 | Treutlen | \$1,621,481 |
| 154 | Clayton | \$92,592 | 51 | Lanier | \$6,249,011 | 94 | Troup | \$1,847,906 |
| 38 | Clinch | \$10,002,767 | 50 | Laurens | \$6,272,943 | 15 | Turner | \$18,381,578 |
| 157 | Cobb | \$8,692 | 25 | Lee | \$14,179,120 | 81 | Twiggs | \$2,406,905 |
| 6 | Coffee | \$28,515,492 | 133 | Liberty | \$492,668 | 124 | Union | \$927,315 |
| 4 | Colquitt | \$40,116,014 | 72 | Lincoln | \$3,078,957 | 119 | Upson | \$1,085,617 |
| 100 | Columbia | \$1,661,200 | 109 | Long | \$1,368,068 | 80 | Walker | \$2,426,905 |
| 34 | Cook | \$11,626,696 | 40 | Lowndes | \$9,121,933 | 106 | Walton | \$1,509,328 |
| 118 | Coweta | \$1,106,220 | 126 | Lumpkin | \$844,314 | 56 | Ware | \$5,222,132 |
| 70 | Crawford | \$3,400,332 | 22 | Macon | \$15,022,748 | 76 | Warren | \$2,752,462 |
| 32 | Crisp | \$12,678,670 | 93 | Madison | \$1,855,070 | 59 | Washington | \$4,772,698 |
| 144 | Dade | \$377,327 | 46 | Marion | \$7,684,943 | 44 | Wayne | \$8,315,177 |
| 111 | Dawson | \$1,334,435 | 125 | McDuffie | \$897,323 | 45 | Webster | \$7,694,731 |
| 2 | Decatur | \$52,310,956 | 139 | McIntosh | \$416,985 | 67 | Wheeler | \$3,828,199 |
| 156 | Dekalb | \$29,945 | 53 | Meriwether | \$5,735,203 | 57 | White | \$5,000,384 |
| 37 | Dodge | \$10,328,279 | 5 | Miller | \$31,011,777 | 135 | Whitfield | \$470,111 |
| 10 | Dooley | \$25,852,553 | 3 | Mitchell | \$47,437,126 | 33 | Wilcox | \$12,237,201 |
| 61 | Dougherty | \$4,498,856 | 130 | Monroe | \$744,174 | 79 | Wilkes | \$2,487,626 |
| 155 | Douglas | \$63,475 | 88 | Montgomery | \$2,021,108 | 69 | Wilkinson | \$3,505,967 |
| 7 | Early | \$28,293,180 | 55 | Morgan | \$5,494,188 | 8 | Worth | \$27,585,277 |
| 60 | Echols | \$4,505,614 | 127 | Murray | \$842,902 | Totals & Avg. \$1,086,079,587 | | |
| 75 | Effingham | \$2,796,245 | 158 | Muscogee | \$4,268 | | | |
| 86 | Elbert | \$2,254,296 | 83 | Newton | \$2,352,093 | | | |
| 43 | Emanuel | \$8,398,728 | 117 | Oconee | \$1,141,016 | | | |
| 98 | Evans | \$1,784,408 | 91 | Oglethorpe | \$1,953,515 | | | |
| 107 | Fannin | \$1,492,026 | 143 | Paulding | \$377,991 | | | |