

Georgia Farm Gate Value Report 2023

January 2025

Report #AR-25-01

Compiled and published by

The University of Georgia

Department of Agricultural and Applied Economics

*Supporting Georgia's agricultural economy through data-driven
decision-making tools*

Use Policy

Permission is granted to the public to use this material in part or in full for educational purposes provided full credit is given by citing the publication, its source and authors, and date of publication.

Acknowledgements

Special thanks to the Office of Information Technology, College of Agricultural and Environmental Sciences, for the support and maintenance of the Farm Gate database and Web site.

Thank you to the Georgia Cooperative Extension Specialists who were consulted in the process of data collection and organizing this report. Thank you to the Georgia Cooperative Extension Agents and the Program Development Coordinators who dedicated many hours to the collection and entry of data for the farm gate value survey, without which this report would not be possible.

A Comparison of Agricultural Data Sources

In addition to the Farm Gate Value Report (FGVR), users of agricultural data in the state of Georgia have had a selection of available resources, including those from the United States Department of Agriculture's National Agricultural Statistics Service (NASS), providing numerous state and county-level data sources such as the Census of Agriculture (Census). Historically, the Georgia NASS office published *Agricultural Facts* annually. However, the legacy version of this publication was discontinued following the 2009 issue, due to budget and resource cuts. They do, however, continue to publish some of the information online, with a two-page highlight of particular commodities (see current [Georgia Agricultural Facts](#) brief). The Census is conducted every five years, from the perspective of all U.S. farms and ranches, detailing figures on farm operations and operators, production, income, and expenditures for various geographies.¹ The Center for Agribusiness and Economic Development (CAED) partners with Georgia Cooperative Extension to compile the FGVR each spring to capture the prior year's information. Since each of these resources measure agricultural data in different ways, it is likely that numbers taken from one report will not exactly match those from another for similar commodities.

The FGVR relies exclusively on Cooperative Extension personnel to provide production information. Each year a survey is distributed to Extension offices for completion by the county agent. For crops, individual agents are asked to supply county acreage and yields. A suggested price for each crop (determined by Extension specialists) is provided. Individual agents have the option of adjusting the price based on county conditions. Agents are also provided acreage data for row crops, fruits, nuts and vegetables from the Farm Service Agency (FSA) for guidance. For livestock, inventory numbers are requested, to which a formula is applied for calculating average production for the year and value of production for the county. The CAED supplements the agent-submitted data with statistics from other sources for the value of timber,² crop insurance,³ and government payments.⁴

Although NASS also reports annual data, the types of information and sources differ from the FGVR. FGVR numbers focus strictly on the value of production, while not all of the NASS resources inform from this perspective. Examples of this divergence include use of sales or cash receipts, with figures based on data from both published and unpublished NASS sources, or methodology variations between crop and livestock commodity measurements.⁵ Another contrast is found in the FGVR delivery of county-level value of production data for each of its commodities. Finally, the FGVR contains specific level of detail about certain commodities that are not available through NASS sources.

¹ For a full picture of the method and data from the Ag Census, visit the [Census of Agriculture](#) website.

² [Georgia Department of Revenue, Tax Digest Consolidated Summaries](#), the 100% assessed value of timber, defined as the "total value of the sales and harvests during the four calendar quarters of the year preceding the tax year for which the consolidation sheets are being prepared."

³ [United States Department of Agriculture, Risk Management Agency, Crop Summary of Business data, using the figure for indemnity value by county.](#)

⁴ United States Department of Agriculture, Farm Service Agency, Farm Programs payments report summary.

⁵ Note that the NASS report, *Georgia Agricultural Facts*, is based upon the USDA, Economic Research Service, Farm Income Team's Farm Income and Wealth Statistics. For more detail about the methodology, see the documentation [here](#).

TABLE OF CONTENTS

Acknowledgements	2
A Comparison of Agricultural Data Sources	3
2023 Georgia Agricultural Commodity Rankings	7
Annual Comparison of Farm Gate Value by Commodity	8
2023 Georgia Top Ten Agricultural Commodities	9
2023 Georgia Farm Gate TOTAL Value by Commodity Group	9
2023 Georgia Farm Gate GROWER Value by Commodity Group	10
2023 Georgia Summary Tables	11
2023 Top Ten Counties Total Farm Gate Value	11
2023 Top Ten Counties Total Vegetables Value	11
2023 Top Ten Counties Total GROWER Value (all except broiler-integrator)	11
2023 Top Ten Counties Total Ornamental Horticulture Value	11
2023 Top Ten Counties Total Row & Forage Value	11
2023 Top Ten Counties Total Forestry & Products Value	11
2023 Top Ten Counties Total Fruits & Nuts Value	12
2023 Top Ten Counties Total Livestock & Aquaculture Value	12
2023 Top Ten Counties Total Poultry & Egg Value	12
2023 Top Ten Counties Total AG Tourism & Other Income Gate Value	12
2023 Top Ten Commodities	12
2023 Top Ten Vegetables	12
2023 Farm Gate Grower Value (Total value less broiler integrator value) Ranked by Commodity Group	13
2023 Total Farm gate Value Ranked by Commodity Group	13
2023 Total Farm Gate Value By Cooperative Extension District	13
2023 Total Farm Gate Value by U.S. Congressional District*	13
Total GROWER Value, 2023 (excludes broiler-integrator)	14
Total Farm Gate Value, 2023	15
Total Farm Gate Value Map: 2023	16
Grower Farm Gate Value Map: 2023	16
Row & Forage Crops Farm Gate Value Map: 2023	17
Fruit & Nut Crops Farm Gate Value Map: 2023	17
Vegetables Farm Gate Value Map: 2023	18
Ornamental Horticulture Farm Gate Value Map: 2023	18
Forestry & Products Farm Gate Value Map: 2023	19
Livestock & Aquaculture Farm Gate Value Map: 2023	19
Poultry & Egg Farm Gate Value Map: 2023	20
Other Income Farm Gate Value Map: 2023	20
2023 Georgia Row and Forage Crops Farm Gate Value	21
Barley Farm Gate Value 2023	22
Corn Farm Gate Value 2023	24
Cotton Farm Gate Value 2023	26
Hay Farm Gate Value 2023	28
Oats Farm Gate Value 2023	30
Peanuts Farm Gate Value 2023	32
Rye Farm Gate Value 2023	34
Silage Farm Gate Value 2023	36
Sorghum Farm Gate Value 2023	38
Soybeans Farm Gate Value 2023	40

Straw Farm Gate Value 2023	42
Tobacco Farm Gate Value 2023.....	44
Wheat Farm Gate Value 2023	46
Miscellaneous Row And Forage Crops Farm Gate Value 2023.....	48
Total Row and Forage Crops Value.....	49
2023 Georgia Fruits and Nuts Farm Gate Value.....	50
Apples Farm Gate Value 2023	51
Blackberries Farm Gate Value 2023	53
Blueberries Farm Gate Value 2023	55
Grapes Farm Gate Value 2023	57
Peaches Farm Gate Value 2023	59
Pecans Farm Gate Value 2023	61
Strawberries Farm Gate Value 2023.....	63
Miscellaneous Fruits and Nuts Farm Gate Value 2023	65
Total Fruits and Nuts Value.....	66
2023 Georgia Vegetables Farm Gate Value.....	67
Bell Peppers Farm Gate Value 2023	68
Cabbage Farm Gate Value 2023.....	70
Cantaloupe Farm Gate Value 2023	72
Cucumbers Farm Gate Value 2023	74
Eggplant Farm Gate Value 2023.....	76
Greens Farm Gate Value 2023	78
Okra Farm Gate Value 2023	80
Onions Farm Gate Value 2023	82
Other Peppers (banana & hot peppers) Farm Gate Value 2023	84
Other Vegetables Farm Gate Value 2023.....	85
Snap Beans Farm Gate Value 2023	86
Southern Peas Farm Gate Value 2023.....	88
Squash (yellow & winter) Farm Gate Value 2023	90
Sweet Corn Farm Gate Value 2023	92
Tomato Farm Gate Value 2023.....	94
Watermelon Farm Gate Value 2023	96
Zucchini Farm Gate Value 2023	98
Total Vegetable Value	100
2023 Georgia Ornamental Horticulture Farm Gate Value.....	101
Container Nursery Farm Gate Value 2023	102
Field Nursery Farm Gate Value 2023	104
Greenhouse Farm Gate Value 2023	106
Turfgrass Farm Gate Value 2023	108
Miscellaneous Ornamental Horticulture Farm Gate Value 2023	110
Total Ornamental Horticulture Value.....	111
2023 Georgia Forestry and Products Farm Gate Value.....	112
Christmas Trees Farm Gate Value 2023	113
Pine Straw Farm Gate Value 2023	115
Timber Farm Gate Value 2023	117
Miscellaneous Forestry Products Farm Gate Value 2023	119
Total Forestry Products Value.....	120
2023 Georgia Livestock and Aquaculture Farm Gate Value.....	121
Beef Cattle Finished Outside County Farm Gate Value 2023.....	122
Beef Cows Farm Gate Value 2023	124

Beef Stockers Farm Gate Value 2023	126
Catfish Farm Gate Value 2023	128
Dairy Farm Gate Value 2023	130
Goats Farm Gate Value 2023	132
Honeybees Farm Gate Value 2023	134
Horses - Boarding, Training, Breeding Farm Gate Value 2023	136
Horses - Raised Farm Gate Value 2023	138
Pork - Farrow to Finish Farm Gate Value 2023	140
Pork - Feeder Farm Gate Value 2023	142
Pork - Finishing Only Farm Gate Value 2023	144
Sheep Farm Gate Value 2023	146
Miscellaneous Livestock & Aquaculture Farm Gate Value 2023	148
Total Livestock & Aquaculture Value 2023	149
2023 Georgia Poultry and Eggs Farm Gate Value	150
 Broiler - Total (Grower & Integrator) Farm Gate Value 2023	151
 Breeder Pullet Unit Farm Gate Value 2023	155
 Hatching Layers Farm Gate Value 2023	157
 Table Layers Farm Gate Value 2023	159
 Quail Farm Gate Value 2023	161
 Miscellaneous Poultry Farm Gate Value 2023	163
 Total Poultry & Egg Value 2023	164
2023 Georgia Ag-Based Tourism, Nature-Based Tourism, and Other Income Farm Gate Value	165
 Ag & Nature-Based Tourism Farm Gate Value 2023	166
 Crop Insurance Farm Gate Value 2023	168
 Government Payments Farm Gate Value 2023	170
 Hunting Leases - Deer Farm Gate Value 2023	172
 Hunting Leases - Duck Farm Gate Value 2023	174
 Hunting Leases - Turkey Farm Gate Value 2023	175
 Miscellaneous Income Farm Gate Value 2023	178
 Total Other Income and AgriTourism Value 2023	179

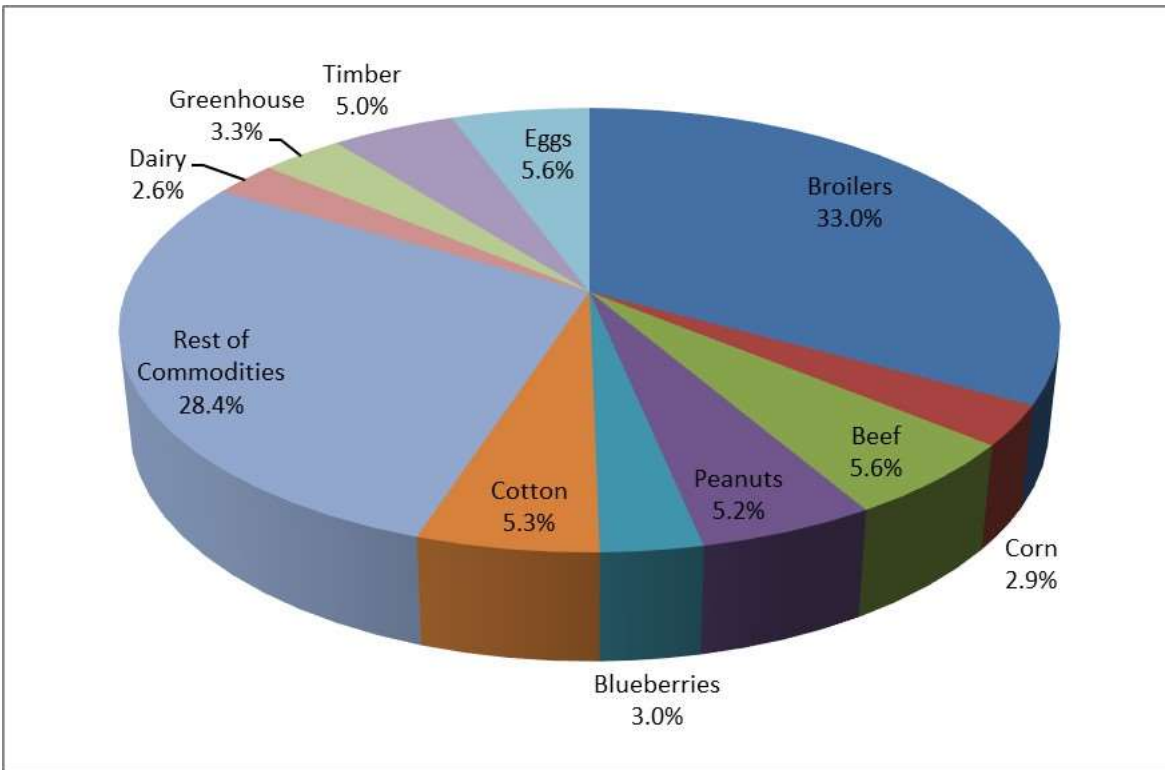
2023 Georgia Agricultural Commodity Rankings

Rank	Commodity	Farm Gate	% of GA Total
1	Broilers	\$5,813,731,000	33.02%
2	Misc. Vegetables	\$997,692,700	5.67%
3	Eggs	\$987,876,000	5.61%
4	Beef	\$981,724,240	5.58%
5	Cotton	\$938,638,759	5.33%
6	Peanuts	\$915,046,602	5.20%
7	Timber	\$885,782,239	5.03%
8	Greenhouse	\$584,969,240	3.32%
9	Blueberries	\$526,600,995	2.99%
10	Corn	\$514,036,726	2.92%
11	Dairy	\$456,061,127	2.59%
12	Hay	\$371,183,035	2.11%
13	Pecans	\$352,468,531	2.00%
14	Horses	\$256,405,299	1.46%
15	Turfgrass	\$241,659,929	1.37%
16	Field Nursery	\$241,641,304	1.37%
17	Container Nursery	\$212,126,582	1.20%
18	Onions	\$187,111,408	1.06%
19	Bell Peppers	\$138,550,950	0.79%
20	Breeder Pullet Unit	\$123,891,936	0.70%
21	Aq-based Tourism	\$118,061,949	0.67%
22	Soybeans	\$104,686,295	0.59%
23	Pine Straw	\$99,350,464	0.56%
24	Pork	\$86,961,288	0.49%
25	Hunting Lease - Deer	\$68,217,277	0.39%
26	Silage	\$64,861,849	0.37%
27	Honeybees	\$61,648,562	0.35%
28	Grapes	\$49,653,163	0.28%
29	Wheat	\$38,506,557	0.22%
30	Tobacco	\$30,054,825	0.17%
31	Catfish	\$23,764,270	0.13%
32	Hunting Leases - Turkey	\$23,365,985	0.13%
33	Blackberries	\$23,146,847	0.13%
34	Peaches	\$20,770,036	0.12%
35	Strawberries	\$19,903,119	0.11%
36	Goats	\$18,415,386	0.10%
37	Straw	\$17,700,862	0.10%
38	Sorghum	\$13,829,207	0.08%
39	Apples	\$10,040,598	0.06%
40	Oats	\$9,594,348	0.05%
41	Christmas Trees	\$9,103,717	0.05%
42	Cabbage	\$8,629,450	0.05%
43	Sheep	\$8,489,544	0.05%
44	Rye	\$7,253,261	0.04%
45	Quail	\$5,399,404	0.03%
46	Hunting Leases - Duck	\$2,351,325	0.01%
47	Snap Beans	\$722,865	0.00%
48	Barley	\$55,539	0.00%
	Crop Insurance	\$260,021,067	1.48%
	Government Payments	\$305,574,802	1.74%
	All Other Miscellaneous	\$371,611,720	2.11%
	2023 Total Farm Gate Value	\$17,608,944,181	

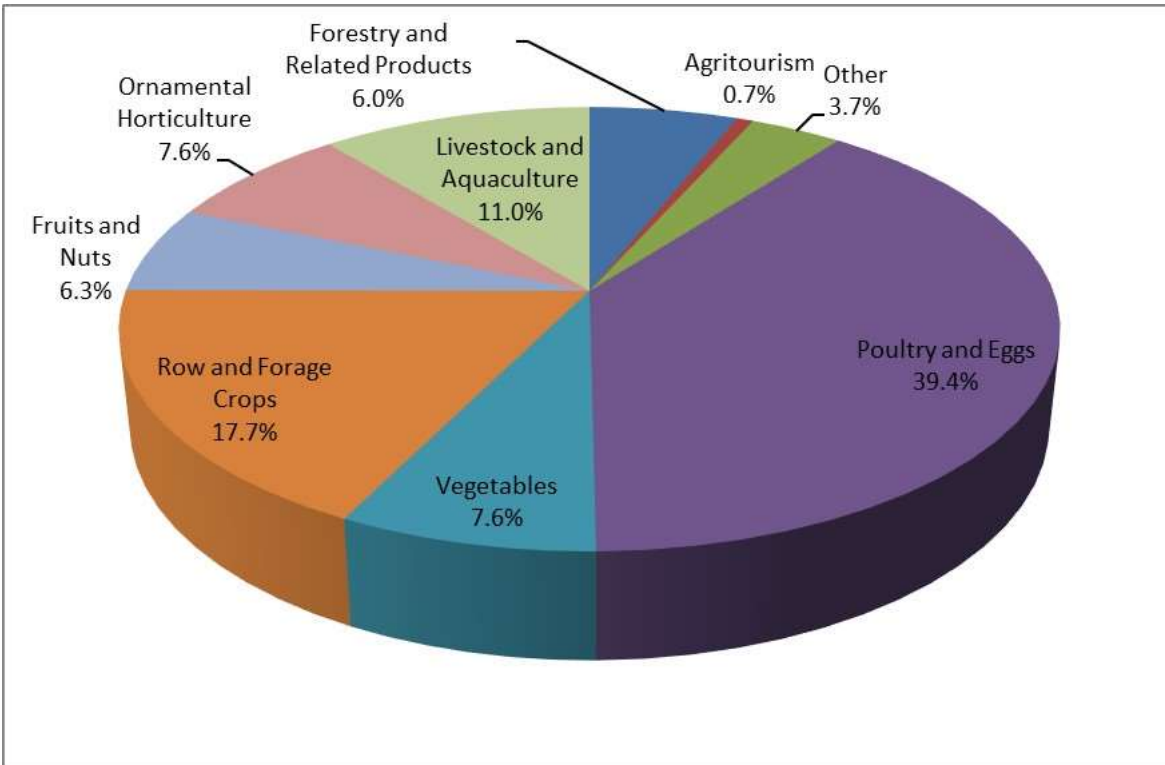
Annual Comparison of Farm Gate Value by Commodity

Commodity	2018	2019	2020	2021	2022	2023
Ag-based Tourism	125,119,491	125,675,476	80,016,950	95,350,006	105,377,166	118,061,949
Apples	8,089,100	11,225,675	9,357,650	8,691,797	9,906,395	10,040,598
Barley	206,742	52,386	239,030	259,742	79,697	55,539
Beef Cattle Finished Outside Co	51,213,470	57,502,556	65,636,349	77,024,269	77,242,093	82,347,535
Beef Cows	482,163,793	491,015,718	428,428,373	492,690,996	561,932,968	770,772,340
Beef Stockers	99,802,715	117,618,093	97,794,648	88,895,618	90,798,462	128,604,365
Blackberries	4,342,483	6,629,830	17,958,993	18,435,161	19,870,484	23,146,847
Blueberries	300,358,592	220,444,595	304,188,699	348,745,413	449,363,632	526,600,995
Breeder Pullet Unit	272,881,260	52,493,085	27,986,919	84,150,059	109,550,416	123,891,936
Broilers	4,460,396,286	4,032,731,000	2,950,332,000	4,215,196,000	6,672,840,000	5,813,731,000
Catfish	28,173,880	26,663,480	25,403,700	23,819,500	24,343,800	23,764,270
Christmas Trees	8,622,357	5,589,310	5,258,250	5,265,625	4,504,850	9,103,717
Corn	288,229,368	321,373,871	358,088,054	509,054,907	522,738,318	514,036,726
Cotton	792,718,852	983,630,257	727,796,434	1,003,028,657	1,311,533,294	938,638,759
Crop Insurance	290,082,679	163,817,298	129,075,471	156,105,501	186,060,042	260,021,067
Dairy	308,349,680	305,971,569	296,960,246	302,889,598	378,370,162	456,061,127
Eggs	948,205,221	230,723,940	276,503,402	635,134,000	960,213,000	987,876,000
Goats	18,460,353	16,078,279	17,455,249	20,280,000	22,287,533	18,415,386
Government Payments	471,803,832	572,798,956	934,196,586	712,623,031	595,774,195	305,574,802
Grapes	19,730,336	24,698,747	26,824,096	31,532,019	47,293,024	49,653,163
Greenhouse for OrnHort	487,692,208	476,533,296	566,227,546	635,867,449	611,163,834	584,969,240
Hay	232,130,985	306,246,800	291,166,976	312,843,677	347,681,076	371,183,035
Hogs, Farrow to Finish	23,139,890	21,441,019	11,337,942	13,697,202	17,469,945	17,925,725
Hogs, Feeder Pigs	45,173,040	66,229,950	34,157,063	47,623,412	50,922,375	66,156,387
Hogs, Finishing Only	13,396,178	11,228,661	3,683,454	5,803,995	6,156,193	2,879,177
Honeybees	41,161,438	43,732,546	44,671,976	46,537,306	57,452,234	61,648,562
Horses	247,745,600	246,202,650	239,553,900	238,292,625	249,192,000	256,405,299
Hunting Lease - Deer	87,928,735	88,468,286	102,222,938	102,453,568	65,918,488	68,217,277
Hunting Leases - Duck	1,661,605	1,900,555	1,921,018	1,798,970	1,794,250	2,351,325
Hunting Leases - Turkey	11,580,925	13,135,760	16,566,165	17,144,031	22,759,716	23,365,985
Miscellaneous (All Other)	184,187,423	191,576,574	202,732,662	205,994,953	262,627,728	371,611,720
Nursery - Container	144,726,279	177,969,627	232,942,530	211,868,388	223,055,843	212,126,582
Nursery - Field	125,696,305	182,489,887	211,361,055	195,738,099	249,495,796	241,641,304
Oats	9,183,231	6,766,487	7,605,733	17,661,835	15,129,894	9,594,348
Peaches	48,322,284	71,776,414	63,644,163	84,868,921	80,573,343	20,770,036
Peanuts	624,572,608	663,042,432	678,038,017	776,675,989	790,820,291	915,046,602
Pecans	218,477,486	263,359,174	282,289,363	383,798,591	400,790,725	352,468,531
Pine Straw	80,619,320	100,165,580	92,011,700	138,988,980	126,682,500	99,350,464
Quail	20,665,109	22,420,954	7,252,954	7,591,658	3,405,383	5,399,404
Rye	7,914,788	7,140,723	9,162,520	9,438,730	10,291,398	7,253,261
Sheep	4,316,968	4,610,715	5,456,236	7,350,949	8,607,269	8,489,544
Silage	60,624,172	81,463,741	86,650,875	64,945,395	65,664,773	64,861,849
Sorghum	16,308,707	16,144,661	13,360,380	12,209,116	9,179,899	13,829,207
Soybeans	66,855,752	37,501,377	51,999,653	90,664,377	103,229,081	104,686,295
Straw	19,493,833	71,991,458	21,026,678	15,765,935	17,136,365	17,700,862
Strawberries	9,893,856	10,570,169	11,931,532	14,438,573	15,299,904	19,903,119
Timber	632,205,059	679,546,899	649,792,710	660,610,744	780,829,934	885,782,239
Tobacco	44,221,582	36,486,446	29,781,306	30,984,920	33,995,068	30,054,825
Turfgrass	118,321,229	125,936,720	130,489,485	126,430,568	194,421,413	241,659,929
Vegetables - Bell Peppers	125,983,101	127,851,345	133,518,013	153,806,782	152,758,734	138,550,950
Vegetables - Cabbage	41,888,607	51,946,265	49,566,931	39,888,567	2,021,250	8,629,450
Vegetables - Cantaloupe	13,450,217	12,915,395	18,071,325	17,211,250	--	--
Vegetables - Cucumbers	83,651,291	75,519,198	79,039,320	68,032,299	--	--
Vegetables - Eggplant	23,541,796	28,324,105	24,016,990	17,154,709	--	--
Vegetables - Greens	36,505,804	67,462,333	72,570,961	55,647,581	--	--
Vegetables - Okra	1,018,008	953,145	1,125,871	971,035	--	--
Vegetables - Onions	149,550,320	133,179,945	134,272,853	168,031,196	173,945,307	187,111,408
Vegetables - Other Peppers	14,553,662	17,134,592	22,467,765	19,793,180	--	--
Vegetables - Other Veg	209,450,320	206,195,361	228,496,321	222,567,162	975,638,409	997,692,700
Vegetables - Snap Beans	24,011,849	25,790,094	22,446,744	19,788,241	720,000	722,865
Vegetables - Southern Peas	5,216,301	5,390,740	5,815,611	4,938,761	--	--
Vegetables - Squash	40,837,931	37,603,158	51,732,200	54,446,734	--	--
Vegetables - Sweet Corn	156,679,146	145,026,886	173,249,586	212,620,365	--	--
Vegetables - Tomato	50,921,844	37,624,476	54,100,556	88,094,613	--	--
Vegetables - Watermelon	123,888,134	180,278,529	139,771,946	159,984,310	--	--
Vegetables - Zucchini	25,058,564	26,014,038	25,699,051	34,997,875	--	--
Wheat	21,710,328	29,912,201	30,799,891	48,700,104	60,537,643	38,506,557
Totals	13,755,084,305	13,001,935,486	12,145,301,560	14,693,935,618	18,337,447,590	17,608,944,181

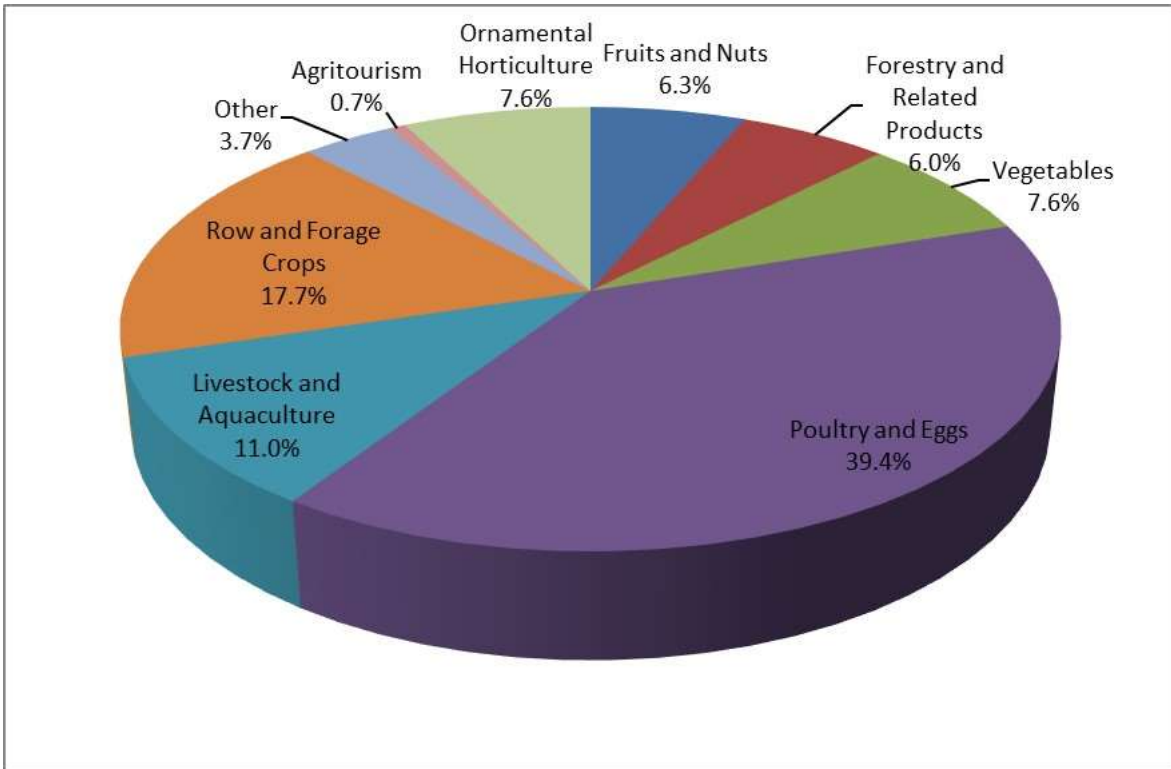
2023 Georgia Top Ten Agricultural Commodities



2023 Georgia Farm Gate TOTAL Value by Commodity Group



2023 Georgia Farm Gate GROWER Value by Commodity Group



2023 Georgia Summary Tables

2023 Top Ten Counties Total Farm Gate Value

County	Value	% of Total
Colquitt	\$635,319,928	3.61%
Hart	\$629,348,091	3.57%
Franklin	\$546,721,300	3.10%
Tattnall	\$464,112,906	2.64%
Mitchell	\$447,757,048	2.54%
Madison	\$439,050,787	2.49%
Macon	\$390,213,443	2.22%
Coffee	\$377,344,044	2.14%
Oglethorpe	\$375,752,892	2.13%
Gordon	\$356,822,450	2.03%

2023 Top Ten Counties Total Vegetables Value

County	Value	% of Total
Colquitt	\$215,155,540	16.14%
Decatur	\$119,426,100	8.96%
Echols	\$117,146,500	8.79%
Tift	\$101,541,640	7.62%
Tattnall	\$91,998,694	6.90%
Toombs	\$84,530,750	6.34%
Worth	\$65,278,425	4.90%
Mitchell	\$65,163,425	4.89%
Brooks	\$36,925,365	2.77%
Lowndes	\$28,887,170	2.17%

2023 Top Ten Counties Total GROWER Value (all except broiler-integrator)

County	Value	% of Total
Colquitt	\$635,319,928	3.61%
Hart	\$629,348,091	3.57%
Franklin	\$546,721,300	3.10%
Tattnall	\$464,112,906	2.64%
Mitchell	\$447,757,048	2.54%
Madison	\$439,050,787	2.49%
Macon	\$390,213,443	2.22%
Coffee	\$377,344,044	2.14%
Oglethorpe	\$375,752,892	2.13%
Gordon	\$356,822,450	2.03%

2023 Top Ten Counties Total Ornamental Horticulture Value

County	Value	% of Total
Gwinnett	\$113,550,000	8.43%
Columbia	\$107,526,460	7.99%
McDuffie	\$65,218,552	4.84%
Macon	\$64,502,500	4.79%
Forsyth	\$54,353,127	4.04%
Grady	\$53,633,946	3.98%
Walton	\$48,519,858	3.60%
Sumter	\$47,600,000	3.54%
Hart	\$38,328,042	2.85%
Cherokee	\$36,401,500	2.70%

2023 Top Ten Counties Total Row & Forage Value

County	Value	% of Total
Mitchell	\$123,513,580	3.97%
Dooly	\$103,058,996	3.31%
Worth	\$97,052,130	3.12%
Decatur	\$92,936,053	2.99%
Colquitt	\$92,857,022	2.98%
Miller	\$82,457,876	2.65%
Morgan	\$81,829,924	2.63%
Coffee	\$79,502,419	2.55%
Burke	\$77,830,091	2.50%
Early	\$75,303,376	2.42%

2023 Top Ten Counties Total Forestry & Products Value

County	Value	% of Total
Laurens	\$34,280,727	3.23%
Wayne	\$32,691,173	3.08%
Emanuel	\$32,496,977	3.06%
Washington	\$29,696,046	2.80%
Clinch	\$25,447,723	2.40%
Colquitt	\$24,479,143	2.31%
Camden	\$21,875,510	2.06%
Appling	\$21,343,386	2.01%
Burke	\$19,915,680	1.88%
Screven	\$19,821,345	1.87%

2023 Top Ten Counties Total Fruits & Nuts Value

County	Value	% of Total
Bacon	\$124,651,378	11.23%
Baker	\$102,220,596	9.21%
Appling	\$74,708,400	6.73%
Sumter	\$64,073,625	5.77%
Mitchell	\$50,555,667	4.56%
Dougherty	\$46,144,868	4.16%
Pierce	\$40,238,876	3.63%
Ware	\$34,917,000	3.15%
Coffee	\$34,666,847	3.12%
Peach	\$29,008,000	2.61%

2023 Top Ten Counties Total Livestock & Aquaculture Value

County	Value	% of Total
Macon	\$115,980,938	5.99%
Burke	\$88,902,024	4.59%
Oglethorpe	\$78,704,130	4.07%
Brooks	\$75,622,662	3.91%
Morgan	\$62,552,090	3.23%
Mitchell	\$57,162,357	2.95%
Thomas	\$51,342,234	2.65%
Madison	\$35,171,470	1.82%
Sumter	\$33,034,051	1.71%
Carroll	\$31,943,255	1.65%

2023 Top Ten Counties Total Poultry & Egg Value

County	Value	% of Total
Hart	\$530,937,670	7.66%
Franklin	\$512,913,571	7.40%
Madison	\$380,425,454	5.49%
Gordon	\$319,992,345	4.62%
Tattnall	\$304,101,877	4.39%
Oglethorpe	\$257,547,054	3.72%
Banks	\$249,124,879	3.59%
Colquitt	\$248,736,680	3.59%
Jackson	\$213,591,726	3.08%
Elbert	\$199,112,222	2.87%

2023 Top Ten Counties Total AG Tourism & Other Income Gate Value

County	Value	% of Total
Cherokee	\$11,230,000	9.51%
Gilmer	\$7,595,079	6.43%
Toombs	\$7,500,000	6.35%
White	\$6,491,500	5.50%
Mitchell	\$5,541,000	4.69%
Morgan	\$4,641,675	3.93%
Marion	\$4,430,750	3.75%
Thomas	\$3,781,585	3.20%
Habersham	\$3,551,000	3.01%
Newton	\$3,350,368	2.84%

2023 Top Ten Commodities

Commodity	Value	% of Total
Broilers	5813731000	33.02%
Misc. Vegetables	997692700	5.67%
Eggs	987876000	5.61%
Beef	981724240	5.58%
Cotton	938638759	5.33%
Peanuts	915046602	5.20%
Timber	885782239	5.03%
Greenhouse	584969240	3.32%
Blueberries	526600995	2.99%
Corn	514036726	2.92%

2023 Top Ten Vegetables

Commodity	Value	% of Total
Watermelon	\$196,273,640	14.72%
Onions	\$187,111,408	14.03%
Sweet Corn	\$174,746,687	13.11%
Bell Peppers	\$138,550,950	10.39%
Tomato	\$90,532,498	6.79%
Cucumbers	\$78,133,449	5.86%
Yellow Squash	\$42,994,191	3.22%
Cabbage	\$38,394,959	2.88%
Zucchini	\$36,539,517	2.74%
Carrots	\$30,571,901	2.29%

2023 Farm Gate Grower Value (Total value less broiler integrator value) Ranked by Commodity Group

County	Value	% of Total
Poultry & Eggs	\$6,931,966,640	39.37%
Row & Forage Crops	\$3,112,540,713	17.68%
Livestock & Aquaculture	\$1,935,967,043	10.99%
Ornamental Horticulture	\$1,346,463,455	7.65%
Vegetables	\$1,332,707,373	7.57%
Fruits & Nuts	\$1,109,730,574	6.30%
Forestry & Products	\$1,061,309,878	6.03%
Other Income	\$778,258,504	4.42%

2023 Total Farm gate Value Ranked by Commodity Group

County	Value	% of Total
Poultry & Eggs	\$6,931,966,640	39.37%
Row & Forage Crops	\$3,112,540,713	17.68%
Livestock & Aquaculture	\$1,935,967,043	10.99%
Ornamental Horticulture	\$1,346,463,455	7.65%
Vegetables	\$1,332,707,373	7.57%
Fruits & Nuts	\$1,109,730,574	6.30%
Forestry & Products	\$1,061,309,878	6.03%
Other Income	\$778,258,504	4.42%

2023 Total Farm Gate Value By Cooperative Extension District

District	Value	% of Total
Northeast	\$5,144,202,772	29.21%
Northwest	\$2,389,327,647	13.57%
Southeast	\$3,935,327,904	22.35%
Southwest	\$6,140,085,859	34.87%

2023 Total Farm Gate Value by U.S. Congressional District*

District	Value
District 1	\$2,633,625,945
District 2	\$4,190,033,197
District 3	\$614,640,766
District 4	\$151,202,821
District 5	\$57,511,306
District 6	\$115,852,101
District 7	\$370,950,459
District 8	\$2,301,515,828
District 9	\$1,611,182,458
District 10	\$3,936,285,046
District 11	\$1,049,281,194
District 12	\$1,864,068,490
District 13	\$91,502,614

***Counties in multiple districts are counted 100% in each.**

Total GROWER Value, 2023 (excludes broiler-integrator)

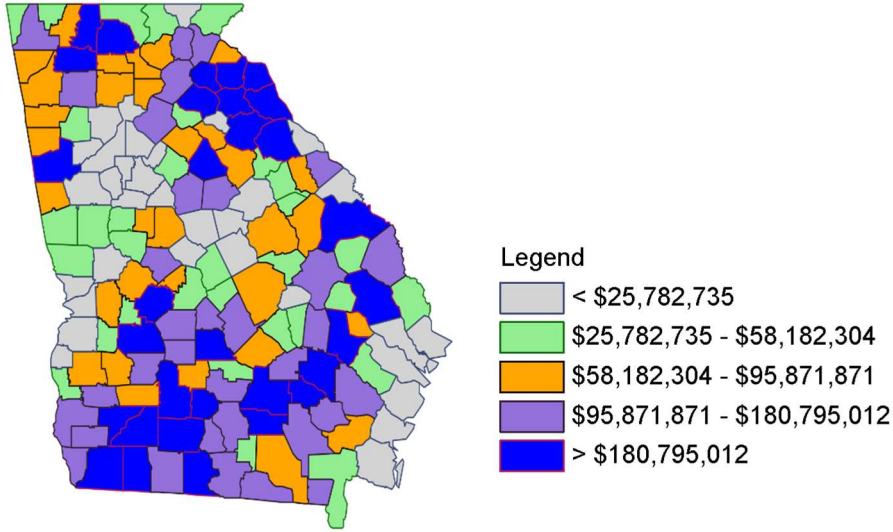
Rank	Commodity	Farm Gate	Rank	Commodity	Farm Gate	Rank	Commodity	Farm Gate
11	Appling	\$340,972,136	23	Gilmer	\$214,727,572	156	Richmond	\$7,822,564
31	Atkinson	\$180,795,012	121	Glascocock	\$27,482,652	143	Rockdale	\$16,000,844
21	Bacon	\$225,463,398	148	Glynn	\$13,593,100	111	Schley	\$39,793,207
20	Baker	\$227,038,584	10	Gordon	\$356,822,450	62	Screven	\$96,758,696
141	Baldwin	\$16,609,000	18	Grady	\$231,925,177	45	Seminole	\$121,210,236
13	Banks	\$271,047,212	73	Greene	\$83,946,917	150	Spalding	\$11,471,844
126	Barrow	\$26,136,378	49	Gwinnett	\$114,936,507	77	Stephens	\$81,403,232
41	Bartow	\$125,317,353	46	Habersham	\$119,547,298	131	Stewart	\$24,124,137
96	Ben Hill	\$57,566,192	37	Hall	\$155,475,992	15	Sumter	\$250,978,760
32	Berrien	\$180,219,119	140	Hancock	\$17,701,711	144	Talbot	\$15,940,855
152	Bibb	\$10,059,463	91	Haralson	\$63,511,022	105	Taliaferro	\$44,301,160
101	Bleckley	\$48,579,952	123	Harris	\$27,019,375	4	Tattall	\$464,112,906
70	Brantley	\$90,315,967	2	Hart	\$629,348,092	86	Taylor	\$66,621,477
24	Brooks	\$210,369,589	87	Heard	\$66,274,476	67	Telfair	\$91,963,547
149	Bryan	\$11,864,023	147	Henry	\$15,384,577	75	Terrell	\$83,451,866
30	Bulloch	\$182,173,616	97	Houston	\$56,553,949	35	Thomas	\$158,572,364
26	Burke	\$197,518,790	48	Irwin	\$115,194,273	27	Tift	\$196,968,161
136	Butts	\$20,126,752	14	Jackson	\$251,674,326	34	Toombs	\$174,768,384
38	Calhoun	\$133,460,204	53	Jasper	\$113,053,465	145	Towns	\$15,815,996
128	Camden	\$25,266,846	51	Jeff Davis	\$113,393,482	137	Treutlen	\$19,806,136
108	Candler	\$42,763,610	64	Jefferson	\$95,322,105	122	Troup	\$27,464,704
22	Carroll	\$224,236,163	100	Jenkins	\$48,707,684	66	Turner	\$91,988,534
118	Catoosa	\$29,308,810	106	Johnson	\$43,631,231	120	Twiggs	\$28,205,448
119	Charlton	\$28,837,449	130	Jones	\$24,761,020	110	Union	\$41,233,410
158	Chatham	\$4,341,478	92	Lamar	\$59,472,415	99	Upson	\$49,067,504
157	Chattahoochee	\$4,733,152	102	Lanier	\$45,890,034	52	Walker	\$113,130,342
88	Chattooga	\$65,326,015	68	Laurens	\$91,813,868	74	Walton	\$83,757,133
80	Cherokee	\$74,114,942	55	Lee	\$108,345,529	56	Ware	\$106,834,729
142	Clarke	\$16,244,863	155	Liberty	\$7,994,704	113	Warren	\$36,960,130
125	Clay	\$26,640,186	139	Lincoln	\$18,644,233	82	Washington	\$72,868,619
146	Clayton	\$15,774,147	116	Long	\$33,843,283	54	Wayne	\$109,539,672
81	Clinch	\$73,006,966	58	Lowndes	\$104,974,471	112	Webster	\$37,684,202
151	Cobb	\$10,516,876	95	Lumpkin	\$58,182,304	103	Wheeler	\$45,069,248
8	Coffee	\$377,344,045	7	Macon	\$390,213,442	60	White	\$97,346,101
1	Colquitt	\$635,319,929	6	Madison	\$439,050,787	89	Whitfield	\$65,101,275
47	Columbia	\$118,268,168	85	Marion	\$67,855,555	25	Wilcox	\$204,153,361
40	Cook	\$129,794,436	71	McDuffie	\$86,907,824	28	Wilkes	\$187,263,738
132	Coweta	\$23,440,265	133	McIntosh	\$22,302,539	138	Wilkinson	\$18,694,344
57	Crawford	\$105,075,653	114	Meriwether	\$35,341,209	17	Worth	\$232,682,861
59	Crisp	\$103,680,448	43	Miller	\$122,749,142			
124	Dade	\$26,762,163	5	Mitchell	\$447,757,048			
76	Dawson	\$81,860,724	93	Monroe	\$58,627,446			
12	Decatur	\$337,412,809	107	Montgomery	\$43,264,479			
135	Dekalb	\$20,265,470	16	Morgan	\$233,209,546			
63	Dodge	\$95,871,871	29	Murray	\$186,846,936			
33	Dooley	\$176,890,296	159	Muscogee	\$656,021			
78	Dougherty	\$80,136,021	98	Newton	\$51,310,843			
154	Douglas	\$8,089,856	90	Oconee	\$64,420,578			
44	Early	\$121,355,453	9	Oglethorpe	\$375,752,892			
36	Echols	\$156,428,294	109	Paulding	\$42,716,154			
104	Effingham	\$44,583,078	83	Peach	\$71,857,277			
19	Elbert	\$231,143,700	94	Pickens	\$58,318,184			
61	Emanuel	\$97,274,803	50	Pierce	\$113,577,966			
72	Evans	\$85,295,658	127	Pike	\$25,782,735			
117	Fannin	\$31,256,596	84	Polk	\$69,034,295			
129	Fayette	\$24,938,778	39	Pulaski	\$133,375,095			
69	Floyd	\$91,800,865	42	Putnam	\$123,278,220			
65	Forsyth	\$94,809,597	153	Quitman	\$8,521,743			
3	Franklin	\$546,721,300	115	Rabun	\$34,773,560			
134	Fulton	\$21,471,689	79	Randolph	\$77,325,432			

Total Farm Gate Value, 2023

Rank	Commodity	Farm Gate	Rank	Commodity	Farm Gate	Rank	Commodity	Farm Gate
11	Appling	\$340,972,136	134	Fulton	\$21,471,689	115	Rabun	\$34,773,560
31	Atkinson	\$180,795,012	23	Gilmer	\$214,727,572	79	Randolph	\$77,325,432
21	Bacon	\$225,463,398	121	Glascocock	\$27,482,652	156	Richmond	\$7,822,564
20	Baker	\$227,038,584	148	Glynn	\$13,593,100	143	Rockdale	\$16,000,844
141	Baldwin	\$16,609,000	10	Gordon	\$356,822,450	111	Schley	\$39,793,207
13	Banks	\$271,047,212	18	Grady	\$231,925,177	62	Screven	\$96,758,696
126	Barrow	\$26,136,378	73	Greene	\$83,946,917	45	Seminole	\$121,210,236
41	Bartow	\$125,317,353	49	Gwinnett	\$114,936,507	150	Spalding	\$11,471,844
96	Ben Hill	\$57,566,192	46	Habersham	\$119,547,298	77	Stephens	\$81,403,232
32	Berrien	\$180,219,119	37	Hall	\$155,475,992	131	Stewart	\$24,124,137
152	Bibb	\$10,059,463	140	Hancock	\$17,701,711	15	Sumter	\$250,978,760
101	Bleckley	\$48,579,952	91	Haralson	\$63,511,022	144	Talbot	\$15,940,855
70	Brantley	\$90,315,967	123	Harris	\$27,019,375	105	Taliaferro	\$44,301,160
24	Brooks	\$210,369,589	2	Hart	\$629,348,092	4	Tattnall	\$464,112,906
149	Bryan	\$11,864,023	87	Heard	\$66,274,476	86	Taylor	\$66,621,477
30	Bulloch	\$182,173,616	147	Henry	\$15,384,577	67	Telfair	\$91,963,547
26	Burke	\$197,518,790	97	Houston	\$56,553,949	75	Terrell	\$83,451,866
136	Butts	\$20,126,752	48	Irwin	\$115,194,273	35	Thomas	\$158,572,364
38	Calhoun	\$133,460,204	14	Jackson	\$251,674,326	27	Tift	\$196,968,161
128	Camden	\$25,266,846	53	Jasper	\$113,053,465	34	Toombs	\$174,768,384
108	Candler	\$42,763,610	51	Jeff Davis	\$113,393,482	145	Towns	\$15,815,996
22	Carroll	\$224,236,163	64	Jefferson	\$95,322,105	137	Treutlen	\$19,806,136
118	Catoosa	\$29,308,810	100	Jenkins	\$48,707,684	122	Troup	\$27,464,704
119	Charlton	\$28,837,449	106	Johnson	\$43,631,231	66	Turner	\$91,988,534
158	Chatham	\$4,341,478	130	Jones	\$24,761,020	120	Twiggs	\$28,205,448
157	Chattahoochee	\$4,733,152	92	Lamar	\$59,472,415	110	Union	\$41,233,410
88	Chattooga	\$65,326,015	102	Lanier	\$45,890,034	99	Upson	\$49,067,504
80	Cherokee	\$74,114,942	68	Laurens	\$91,813,868	52	Walker	\$113,130,342
142	Clarke	\$16,244,863	55	Lee	\$108,345,529	74	Walton	\$83,757,133
125	Clay	\$26,640,186	155	Liberty	\$7,994,704	56	Ware	\$106,834,729
146	Clayton	\$15,774,147	139	Lincoln	\$18,644,233	113	Warren	\$36,960,130
81	Clinch	\$73,006,966	116	Long	\$33,843,283	82	Washington	\$72,868,619
151	Cobb	\$10,516,876	58	Lowndes	\$104,974,471	54	Wayne	\$109,539,672
8	Coffee	\$377,344,045	95	Lumpkin	\$58,182,304	112	Webster	\$37,684,202
1	Colquitt	\$635,319,929	7	Macon	\$390,213,442	103	Wheeler	\$45,069,248
47	Columbia	\$118,268,168	6	Madison	\$439,050,787	60	White	\$97,346,101
40	Cook	\$129,794,436	85	Marion	\$67,855,555	89	Whitfield	\$65,101,275
132	Coweta	\$23,440,265	71	McDuffie	\$86,907,824	25	Wilcox	\$204,153,361
57	Crawford	\$105,075,653	133	McIntosh	\$22,302,539	28	Wilkes	\$187,263,738
59	Crisp	\$103,680,448	114	Meriwether	\$35,341,209	138	Wilkinson	\$18,694,344
124	Dade	\$26,762,163	43	Miller	\$122,749,142	17	Worth	\$232,682,861
76	Dawson	\$81,860,724	5	Mitchell	\$447,757,048			
12	Decatur	\$337,412,809	93	Monroe	\$58,627,446			
135	Dekalb	\$20,265,470	107	Montgomery	\$43,264,479			
63	Dodge	\$95,871,871	16	Morgan	\$233,209,546			
33	Dooly	\$176,890,296	29	Murray	\$186,846,936			
78	Dougherty	\$80,136,021	159	Muscogee	\$656,021			
154	Douglas	\$8,089,856	98	Newton	\$51,310,843			
44	Early	\$121,355,453	90	Oconee	\$64,420,578			
36	Echols	\$156,428,294	9	Oglethorpe	\$375,752,892			
104	Effingham	\$44,583,078	109	Paulding	\$42,716,154			
19	Elbert	\$231,143,700	83	Peach	\$71,857,277			
61	Emanuel	\$97,274,803	94	Pickens	\$58,318,184			
72	Evans	\$85,295,658	50	Pierce	\$113,577,966			
117	Fannin	\$31,256,596	127	Pike	\$25,782,735			
129	Fayette	\$24,938,778	84	Polk	\$69,034,295			
69	Floyd	\$91,800,865	39	Pulaski	\$133,375,095			
65	Forsyth	\$94,809,597	42	Putnam	\$123,278,220			
3	Franklin	\$546,721,300	153	Quitman	\$8,521,743			

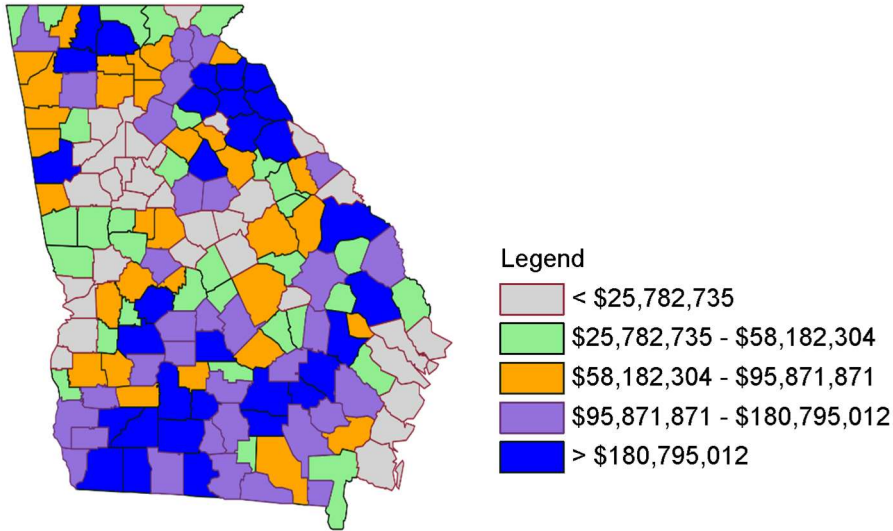
Total Farm Gate Value Map: 2023

GA = \$17,608,944,181



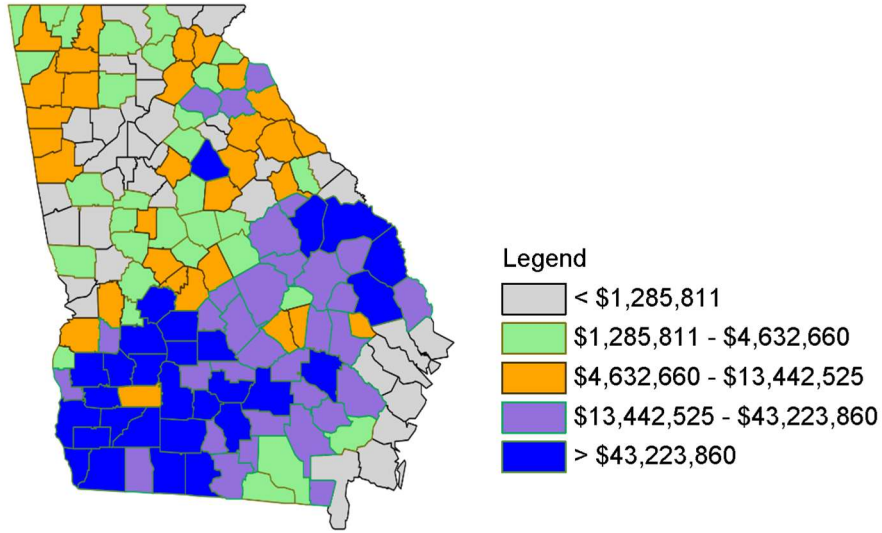
Grower Farm Gate Value Map: 2023

GA = \$17,608,944,181



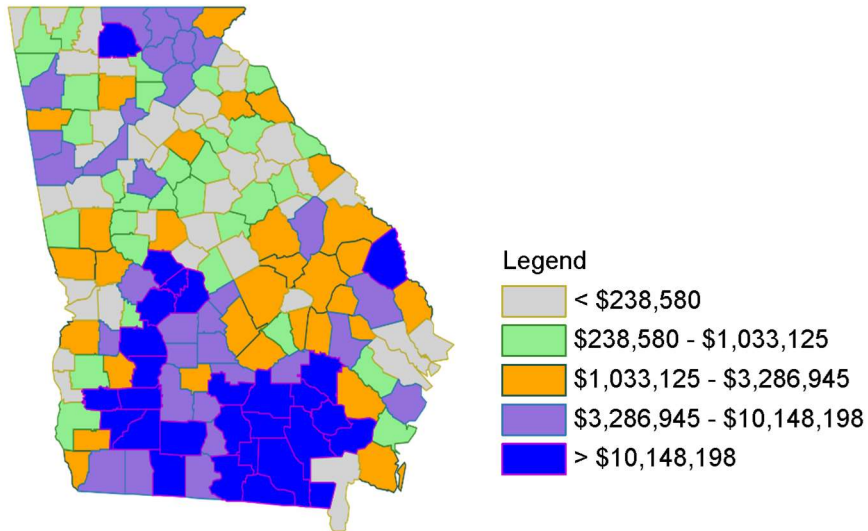
Row & Forage Crops Farm Gate Value Map: 2023

GA = \$3,112,540,713



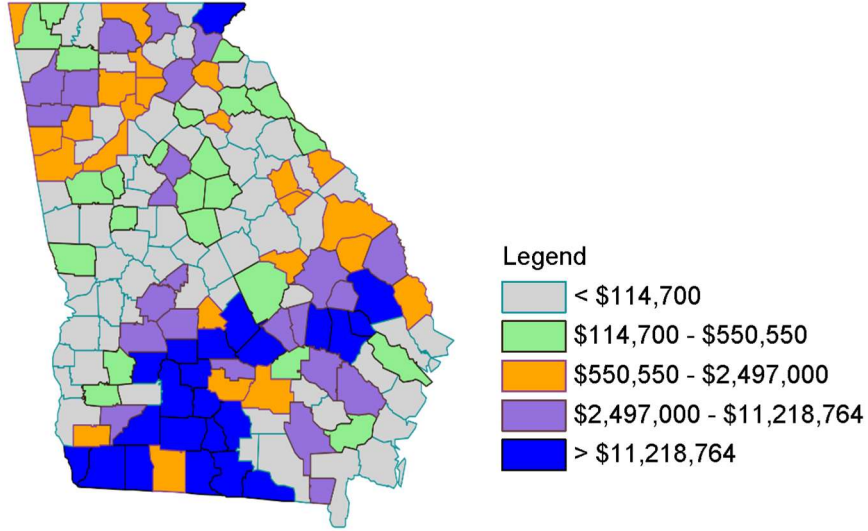
Fruit & Nut Crops Farm Gate Value Map: 2023

GA = \$1,109,730,574



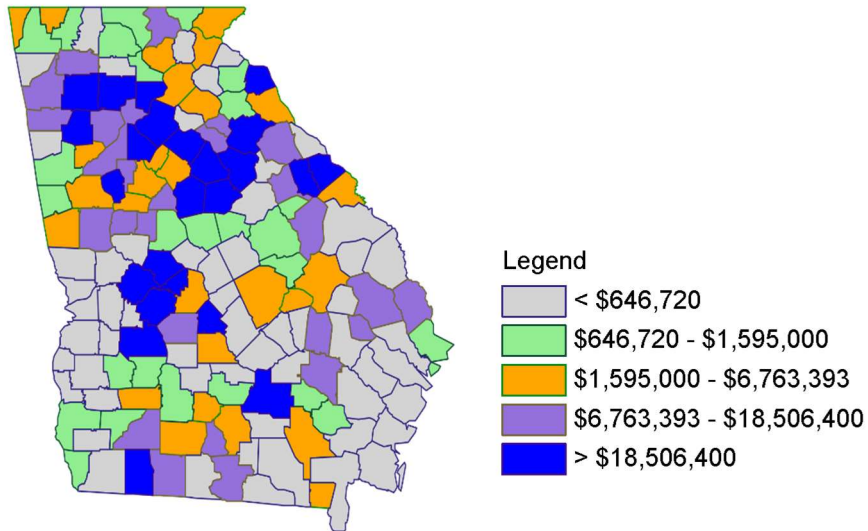
Vegetables Farm Gate Value Map: 2023

GA = \$1,332,707,373



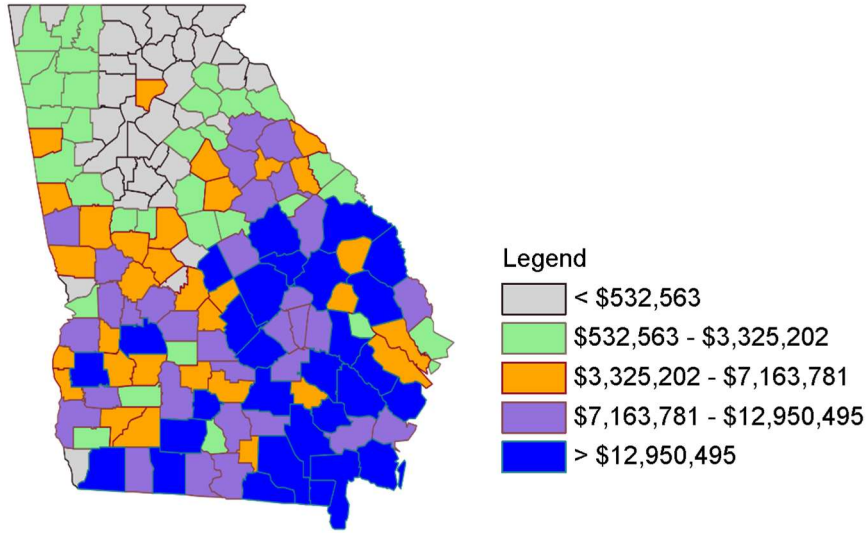
Ornamental Horticulture Farm Gate Value Map: 2023

GA = \$1,346,463,455



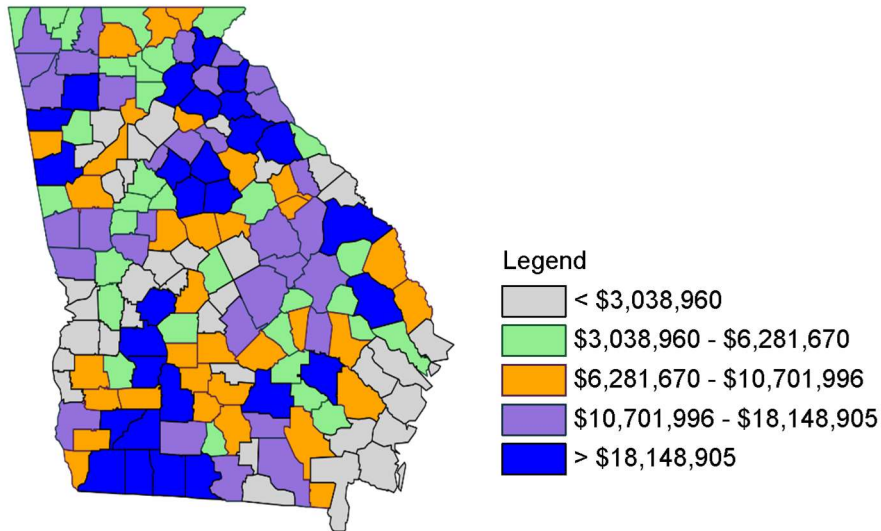
Forestry & Products Farm Gate Value Map: 2023

GA = \$1,061,309,878



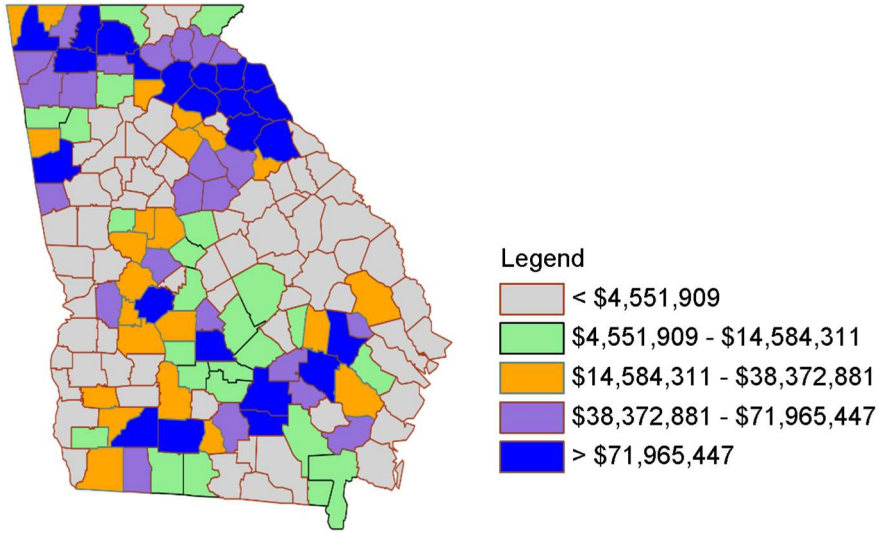
Livestock & Aquaculture Farm Gate Value Map: 2023

GA = \$1,935,967,043



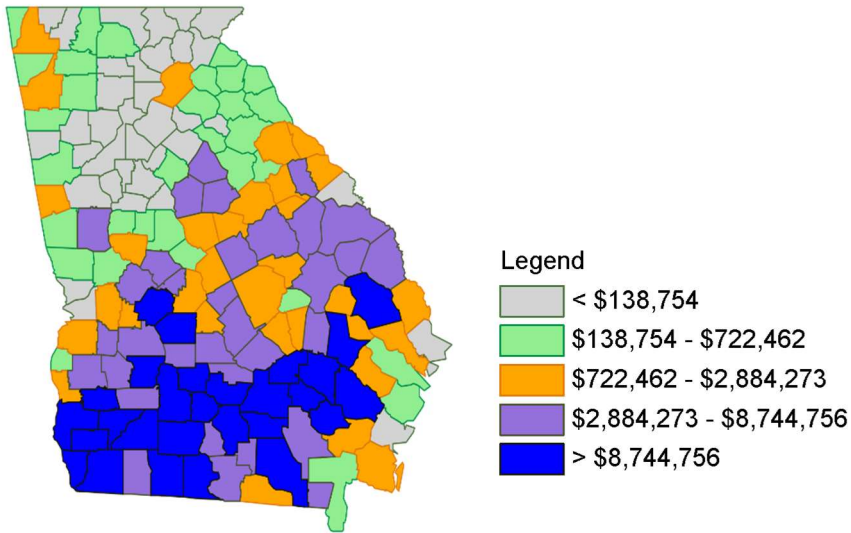
Poultry & Egg Farm Gate Value Map: 2023

GA = \$6,931,966,640



Other Income Farm Gate Value Map: 2023

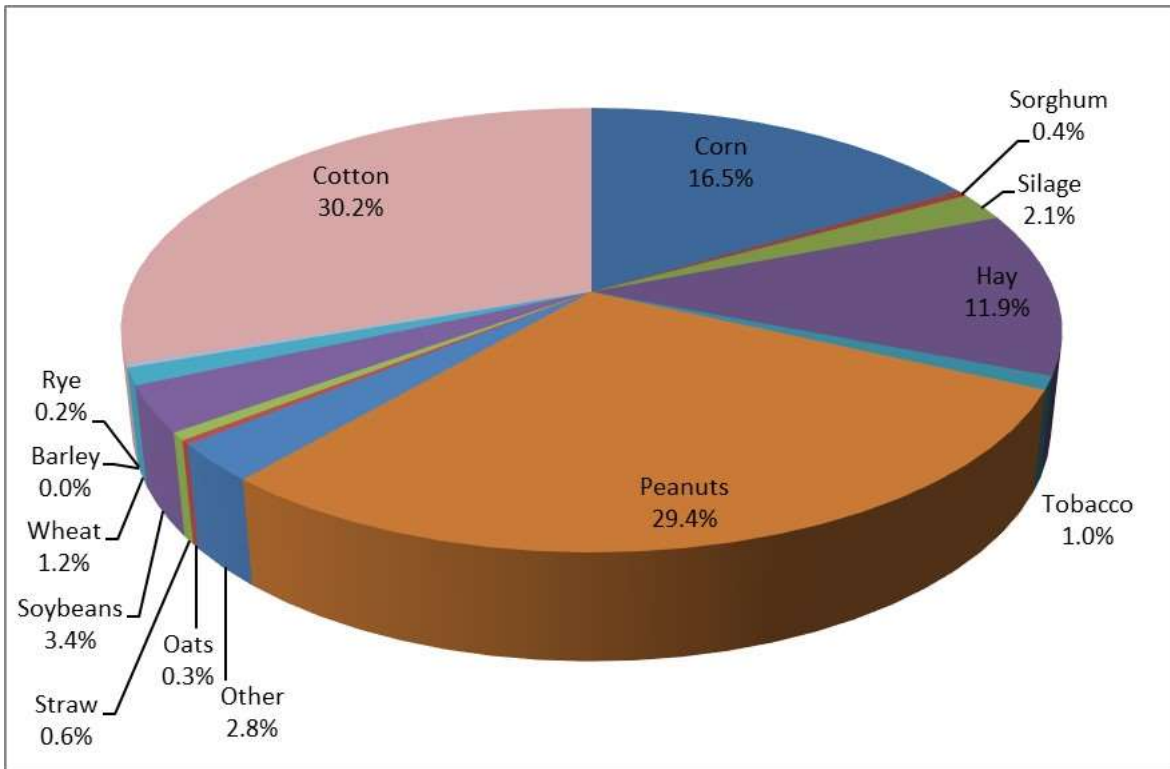
GA = \$778,258,504



2023 Georgia Row and Forage Crops Farm Gate Value

\$3,112,540,713

Row and Forage Crops 2023 Farm Gate Value



Barley Farm Gate Value 2023

Rank	County	Acres	Bu/Acre	\$/BuFarm Gate	Rank	County	Acres	Bu/Acre	\$/BuFarm Gate	
-	Appling			\$0	-	Glynn			\$0	
-	Atkinson			\$0	-	Gordon			\$0	
-	Bacon			\$0	-	Grady			\$0	
-	Baker			\$0	-	Greene			\$0	
-	Baldwin			\$0	-	Gwinnett			\$0	
-	Banks			\$0	-	Habersham			\$0	
-	Barrow			\$0	-	Hall			\$0	
-	Bartow			\$0	-	Hancock			\$0	
-	Ben Hill			\$0	-	Haralson			\$0	
-	Berrien			\$0	-	Harris			\$0	
-	Bibb			\$0	-	Hart			\$0	
-	Bleckley			\$0	-	Heard			\$0	
-	Brantley			\$0	-	Henry			\$0	
-	Brooks			\$0	-	Houston			\$0	
-	Bryan			\$0	-	Irwin			\$0	
-	Bulloch			\$0	-	Jackson			\$0	
-	Burke			\$0	-	Jasper			\$0	
-	Butts			\$0	-	Jeff Davis			\$0	
-	Calhoun			\$0	1	Jefferson	43	72	\$7.35	\$22,755
-	Camden			\$0	-	Jenkins			\$0	
-	Candler			\$0	-	Johnson			\$0	
-	Carroll			\$0	-	Jones			\$0	
-	Catoosa			\$0	-	Lamar			\$0	
-	Charlton			\$0	-	Lanier			\$0	
-	Chatham			\$0	-	Laurens			\$0	
-	Chattahoochee			\$0	-	Lee			\$0	
-	Chattooga			\$0	-	Liberty			\$0	
-	Cherokee			\$0	-	Lincoln			\$0	
-	Clarke			\$0	-	Long			\$0	
-	Clay			\$0	-	Lowndes			\$0	
-	Clayton			\$0	-	Lumpkin			\$0	
-	Clinch			\$0	-	Macon			\$0	
-	Cobb			\$0	-	Madison			\$0	
-	Coffee			\$0	-	Marion			\$0	
-	Colquitt			\$0	-	McDuffie			\$0	
-	Columbia			\$0	-	McIntosh			\$0	
-	Cook			\$0	-	Meriwether			\$0	
-	Coweta			\$0	-	Miller			\$0	
-	Crawford			\$0	-	Mitchell			\$0	
-	Crisp			\$0	4	Monroe	18	72	\$7.35	\$9,578
-	Dade			\$0	-	Montgomery			\$0	
-	Dawson			\$0	-	Morgan			\$0	
-	Decatur			\$0	-	Murray			\$0	
-	Dekalb			\$0	-	Muscogee			\$0	
-	Dodge			\$0	-	Newton			\$0	
-	Dooly			\$0	-	Oconee			\$0	
-	Dougherty			\$0	-	Oglethorpe			\$0	
-	Douglas			\$0	-	Paulding			\$0	
-	Early			\$0	-	Peach			\$0	
-	Echols			\$0	-	Pickens			\$0	
-	Effingham			\$0	-	Pierce			\$0	
-	Elbert			\$0	-	Pike			\$0	
-	Emanuel			\$0	2	Polk	25	73	\$6.00	\$10,950
-	Evans			\$0	-	Pulaski			\$0	
-	Fannin			\$0	-	Putnam			\$0	
-	Fayette			\$0	-	Quitman			\$0	
-	Floyd			\$0	-	Rabun			\$0	
-	Forsyth			\$0	-	Randolph			\$0	
-	Franklin			\$0	-	Richmond			\$0	
-	Fulton			\$0	-	Rockdale			\$0	
-	Gilmer			\$0	-	Schley			\$0	
-	Glascock			\$0	-	Screven			\$0	

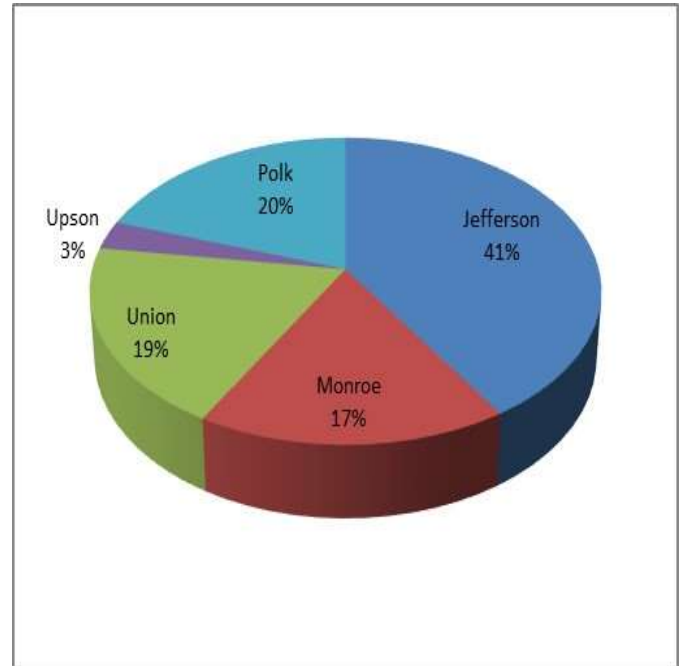
Rank	County	Acres	Bu/Acre	\$/Bu Farm Gate	
-	Seminole				\$0
-	Spalding				\$0
-	Stephens				\$0
-	Stewart				\$0
-	Sumter				\$0
-	Talbot				\$0
-	Taliaferro				\$0
-	Tattnall				\$0
-	Taylor				\$0
-	Telfair				\$0
-	Terrell				\$0
-	Thomas				\$0
-	Tift				\$0
-	Toombs				\$0
-	Towns				\$0
-	Treutlen				\$0
-	Troup				\$0
-	Turner				\$0
-	Twiggs				\$0
3	Union	20	72	\$7.35	\$10,584
5	Upson	3	72	\$7.35	\$1,670
-	Walker				\$0
-	Walton				\$0
-	Ware				\$0
-	Warren				\$0
-	Washington				\$0
-	Wayne				\$0
-	Webster				\$0
-	Wheeler				\$0
-	White				\$0
-	Whitfield				\$0
-	Wilcox				\$0
-	Wilkes				\$0
-	Wilkinson				\$0
-	Worth				\$0

Totals & Avg. 109 72.31 \$7.05 \$55,539

Percent of Row & Forage 0.00%

Top Ten Counties

For Barley



Top Ten Counties by Value - Barley

County	Acres	Yield	Price	Farm Gate
Jefferson	43	72	\$7.35	\$22,755
Polk	25	73	\$6.00	\$10,950
Union	20	72	\$7.35	\$10,584
Monroe	18	72	\$7.35	\$9,578
Upson	3	72	\$7.35	\$1,670
Appling				\$0
Atkinson				\$0
Bacon				\$0
Baker				\$0
Baldwin				\$0

Corn Farm Gate Value 2023

Rank	County	Acres	Bu/Acre	\$/Bu	Farm Gate	Rank	County	Acres	Bu/Acre	\$/Bu	Farm Gate
33	Appling	5,349	174	\$5.75	\$5,351,674	-	Glynn				\$0
43	Atkinson	3,789	185	\$5.75	\$4,030,548	57	Gordon	2,494	174	\$5.75	\$2,495,247
41	Bacon	4,256	175	\$5.75	\$4,282,600	17	Grady	8,065	200	\$5.75	\$9,274,750
10	Baker	12,000	200	\$5.75	\$13,800,000	127	Greene	50	174	\$5.75	\$50,025
117	Baldwin	140	174	\$5.75	\$140,070	-	Gwinnett				\$0
96	Banks	515	140	\$6.00	\$432,600	64	Habersham	1,900	174	\$5.75	\$1,900,950
136	Barrow	20	174	\$6.50	\$22,620	77	Hall	1,209	174	\$5.75	\$1,209,604
71	Bartow	1,549	174	\$5.75	\$1,549,774	120	Hancock	225	110	\$5.00	\$123,750
32	Ben Hill	5,396	174	\$5.75	\$5,398,698	125	Haralson	50	175	\$6.90	\$60,375
20	Berrien	8,345	174	\$5.75	\$8,349,172	92	Harris	450	183	\$6.00	\$494,100
112	Bibb	199	174	\$5.75	\$199,099	25	Hart	5,952	175	\$7.00	\$7,291,200
35	Bleckley	5,171	200	\$5.00	\$5,171,000	106	Heard	271	174	\$5.75	\$271,135
83	Brantley	1,125	110	\$5.75	\$711,562	-	Henry				\$0
55	Brooks	2,749	174	\$5.75	\$2,750,374	58	Houston	2,193	200	\$5.50	\$2,412,300
116	Bryan	200	150	\$5.50	\$165,000	12	Irwin	12,179	174	\$5.75	\$12,185,089
39	Bulloch	4,879	174	\$5.75	\$4,881,439	122	Jackson	85	175	\$6.90	\$102,637
1	Burke	23,901	174	\$5.75	\$23,912,950	127	Jasper	50	174	\$5.75	\$50,025
-	Butts				\$0	27	Jeff Davis	6,377	180	\$5.75	\$6,600,195
5	Calhoun	14,259	220	\$5.75	\$18,037,635	3	Jefferson	15,200	210	\$5.75	\$18,354,000
-	Camden				\$0	36	Jenkins	5,150	174	\$5.75	\$5,152,575
81	Candler	963	174	\$5.75	\$963,481	46	Johnson	2,450	225	\$6.50	\$3,583,125
60	Carroll	2,213	174	\$5.75	\$2,214,106	126	Jones	60	174	\$5.75	\$60,030
104	Catoosa	285	174	\$5.75	\$285,142	111	Lamar	205	174	\$5.75	\$205,102
135	Charlton	40	100	\$5.75	\$23,000	66	Lanier	1,754	174	\$5.75	\$1,754,776
-	Chatham				\$0	21	Laurens	8,160	174	\$5.75	\$8,164,080
-	Chattahoochee				\$0	14	Lee	11,275	174	\$5.75	\$11,280,747
75	Chattooga	1,333	174	\$5.75	\$1,333,666	115	Liberty	200	150	\$5.75	\$172,500
-	Cherokee				\$0	-	Lincoln				\$0
123	Clarke	91	174	\$5.75	\$90,605	119	Long	124	175	\$5.75	\$124,775
50	Clay	2,658	220	\$5.56	\$3,251,265	65	Lowndes	1,786	175	\$5.75	\$1,797,162
-	Clayton				\$0	91	Lumpkin	500	174	\$5.75	\$500,250
79	Clinch	901	200	\$5.75	\$1,036,150	15	Macon	10,100	174	\$5.75	\$10,105,050
-	Cobb				\$0	99	Madison	413	174	\$5.75	\$413,206
18	Coffee	8,630	174	\$5.75	\$8,634,315	73	Marion	1,524	174	\$5.75	\$1,524,762
26	Colquitt	5,313	220	\$5.75	\$6,720,945	105	McDuffie	281	170	\$5.75	\$274,677
129	Columbia	50	155	\$5.75	\$44,562	-	McIntosh				\$0
30	Cook	4,528	220	\$5.75	\$5,727,920	94	Meriwether	500	175	\$5.25	\$459,375
-	Coweta				\$0	6	Miller	16,637	190	\$5.50	\$17,385,665
68	Crawford	1,500	200	\$5.75	\$1,725,000	7	Mitchell	14,902	200	\$5.75	\$17,137,300
51	Crisp	3,021	174	\$5.75	\$3,022,510	128	Monroe	45	174	\$5.75	\$45,022
87	Dade	624	175	\$6.00	\$654,822	59	Montgomery	2,536	168	\$5.64	\$2,402,891
100	Dawson	375	174	\$5.75	\$375,187	47	Morgan	3,100	170	\$6.75	\$3,557,250
11	Decatur	11,987	190	\$5.75	\$13,095,797	72	Murray	1,536	174	\$5.75	\$1,536,768
-	Dekalb				\$0	-	Muscogee				\$0
48	Dodge	3,509	174	\$5.75	\$3,510,754	95	Newton	435	174	\$5.75	\$435,217
22	Dooly	7,900	174	\$5.75	\$7,903,950	118	Oconee	132	174	\$5.75	\$132,066
69	Dougherty	1,450	175	\$6.25	\$1,585,937	76	Oglethorpe	890	230	\$6.40	\$1,310,080
-	Douglas				\$0	133	Paulding	30	174	\$5.75	\$30,015
13	Early	10,182	200	\$5.75	\$11,709,300	70	Peach	1,500	220	\$4.75	\$1,567,500
103	Echols	294	174	\$5.75	\$294,147	134	Pickens	25	174	\$5.75	\$25,012
67	Effingham	1,662	174	\$6.00	\$1,735,128	16	Pierce	9,603	175	\$5.75	\$9,663,018
63	Elbert	2,000	170	\$5.70	\$1,938,000	-	Pike				\$0
40	Emanuel	3,800	174	\$7.00	\$4,628,400	49	Polk	3,500	170	\$5.80	\$3,451,000
74	Evans	1,383	174	\$5.75	\$1,383,691	44	Pulaski	3,500	200	\$5.75	\$4,025,000
114	Fannin	182	174	\$5.75	\$182,091	98	Putnam	550	140	\$5.50	\$423,500
139	Fayette	4	100	\$5.75	\$2,300	121	Quitman	87	220	\$5.56	\$106,418
45	Floyd	2,961	225	\$5.75	\$3,830,793	132	Rabun	35	175	\$5.75	\$35,218
138	Forsyth	8	174	\$5.75	\$8,004	9	Randolph	11,396	225	\$5.56	\$14,256,396
62	Franklin	2,000	174	\$5.75	\$2,001,000	107	Richmond	249	174	\$5.75	\$249,124
137	Fulton	9	174	\$5.75	\$9,004	124	Rockdale	70	174	\$5.75	\$70,035
110	Gilmer	206	174	\$5.75	\$206,103	85	Schley	790	150	\$5.75	\$681,375
61	Glascok	2,200	165	\$5.70	\$2,069,100	24	Screven	8,887	155	\$5.50	\$7,576,167

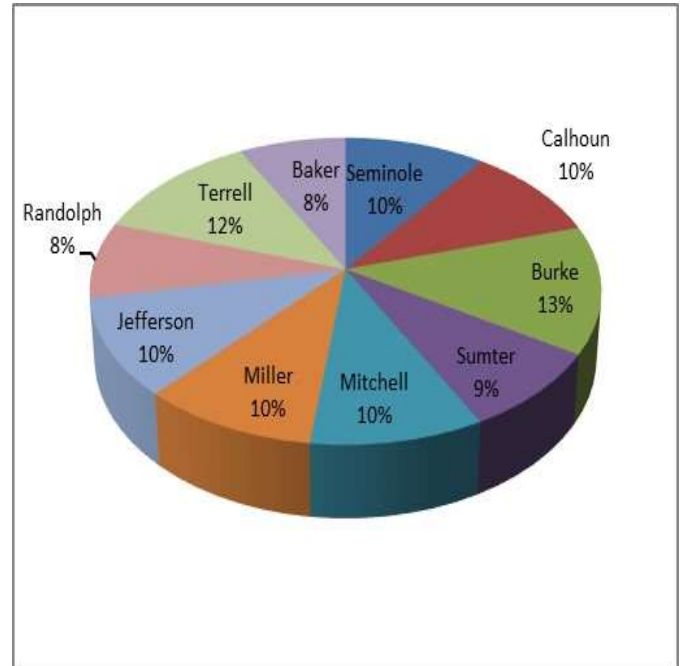
Rank	County	Acres	Bu/Acre	\$/Bu	Farm Gate
4	Seminole	13,645	240	\$5.56	\$18,207,888
-	Spalding				\$0
97	Stephens	425	174	\$5.75	\$425,212
80	Stewart	1,021	174	\$5.75	\$1,021,510
8	Sumter	14,500	190	\$5.50	\$15,152,500
131	Talbot	40	174	\$5.75	\$40,020
-	Taliaferro				\$0
38	Tattall	4,903	174	\$5.75	\$4,905,541
109	Taylor	250	175	\$4.75	\$207,812
53	Telfair	2,771	175	\$5.75	\$2,788,318
2	Terrell	18,163	200	\$5.99	\$21,759,274
54	Thomas	2,767	174	\$5.75	\$2,768,383
29	Tift	5,098	210	\$5.75	\$6,155,835
31	Toombs	4,970	200	\$5.75	\$5,715,500
113	Towns	150	225	\$5.75	\$194,062
93	Treutlen	395	210	\$5.75	\$477,288
130	Troup	41	174	\$5.75	\$41,020
37	Turner	6,077	167	\$4.85	\$4,922,066
108	Twiggs	203	200	\$6.00	\$243,600
90	Union	450	200	\$5.75	\$517,500
89	Upson	600	174	\$5.75	\$600,300
56	Walker	2,675	174	\$5.75	\$2,676,337
102	Walton	304	174	\$5.75	\$304,152
52	Ware	3,000	174	\$5.75	\$3,001,500
88	Warren	700	160	\$5.80	\$649,600
19	Washington	6,000	225	\$6.25	\$8,437,500
28	Wayne	6,123	175	\$5.75	\$6,161,268
34	Webster	5,321	174	\$5.75	\$5,323,660
78	Wheeler	1,050	175	\$5.75	\$1,056,562
84	White	700	174	\$5.75	\$700,350
86	Whitfield	672	174	\$5.75	\$672,776
42	Wilcox	4,092	174	\$5.75	\$4,094,046
82	Wilkes	813	174	\$5.75	\$813,406
101	Wilkinson	347	174	\$5.75	\$347,173
23	Worth	7,461	180	\$5.75	\$7,722,135

Totals & Avg. 475,498 188.12 \$5.75 \$514,036,726

Percent of Row & Forage 16.52%

Top Ten Counties

For Corn



Top Ten Counties by Value - Corn

County	Acres	Yield	Price	Farm Gate
Burke	23,901	174	\$5.75	\$23,912,950
Terrell	18,163	200	\$5.99	\$21,759,274
Jefferson	15,200	210	\$5.75	\$18,354,000
Seminole	13,645	240	\$5.56	\$18,207,888
Calhoun	14,259	220	\$5.75	\$18,037,635
Miller	16,637	190	\$5.50	\$17,385,665
Mitchell	14,902	200	\$5.75	\$17,137,300
Sumter	14,500	190	\$5.50	\$15,152,500
Randolph	11,396	225	\$5.56	\$14,256,396
Baker	12,000	200	\$5.75	\$13,800,000

Cotton Farm Gate Value 2023

Rank	County	Acres	Lb/Acre	\$/Lb	Farm Gate	Rank	County	Acres	Lb/Acre	\$/Lb	Farm Gate
21	Appling	21,450	982	\$0.82	\$17,272,398	-	Glynn				\$0
27	Atkinson	15,983	1000	\$0.84	\$13,425,720	77	Gordon	740	982	\$0.82	\$595,877
41	Bacon	10,818	800	\$0.82	\$7,096,608	24	Grady	19,398	1000	\$0.82	\$15,906,360
22	Baker	20,000	1050	\$0.82	\$17,220,000	-	Greene				\$0
-	Baldwin				\$0	-	Gwinnett				\$0
-	Banks				\$0	-	Habersham				\$0
-	Barrow				\$0	-	Hall				\$0
68	Bartow	1,649	982	\$0.82	\$1,327,840	91	Hancock	45	900	\$0.80	\$32,400
40	Ben Hill	9,172	982	\$0.82	\$7,385,661	-	Haralson				\$0
19	Berrien	21,683	982	\$0.82	\$17,460,018	-	Harris				\$0
-	Bibb				\$0	73	Hart	1,002	982	\$0.82	\$806,850
37	Bleckley	10,296	1050	\$0.82	\$8,864,856	-	Heard				\$0
85	Brantley	202	982	\$0.82	\$162,658	-	Henry				\$0
7	Brooks	32,297	982	\$0.82	\$26,006,836	55	Houston	4,763	940	\$0.85	\$3,805,637
-	Bryan				\$0	15	Irwin	24,850	982	\$0.82	\$20,010,214
5	Bulloch	40,747	982	\$0.82	\$32,811,114	-	Jackson				\$0
16	Burke	23,797	982	\$0.82	\$19,162,296	88	Jasper	103	982	\$0.82	\$82,939
-	Butts				\$0	35	Jeff Davis	12,637	982	\$0.82	\$10,175,817
32	Calhoun	15,053	1000	\$0.82	\$12,343,460	33	Jefferson	13,400	1100	\$0.82	\$12,086,800
-	Camden				\$0	30	Jenkins	16,000	982	\$0.82	\$12,883,840
38	Candler	10,199	982	\$0.82	\$8,212,642	69	Johnson	1,100	1200	\$0.84	\$1,108,800
-	Carroll				\$0	-	Jones				\$0
-	Catoosa				\$0	75	Lamar	935	982	\$0.82	\$752,899
-	Charlton				\$0	46	Lanier	6,411	982	\$0.82	\$5,162,393
-	Chatham				\$0	50	Laurens	5,587	982	\$0.82	\$4,498,875
-	Chattahoochee				\$0	29	Lee	16,451	982	\$0.82	\$13,247,003
70	Chattooga	1,200	982	\$0.82	\$966,288	-	Liberty				\$0
-	Cherokee				\$0	-	Lincoln				\$0
-	Clarke				\$0	82	Long	376	900	\$0.82	\$277,488
49	Clay	5,261	980	\$0.90	\$4,640,202	44	Lowndes	8,222	945	\$0.78	\$6,060,436
-	Clayton				\$0	-	Lumpkin				\$0
84	Clinch	227	982	\$0.82	\$182,789	36	Macon	12,000	982	\$0.82	\$9,662,880
-	Cobb				\$0	94	Madison	5	900	\$0.82	\$3,690
8	Coffee	30,631	1000	\$0.84	\$25,730,040	72	Marion	1,100	982	\$0.82	\$885,764
2	Colquitt	51,106	1100	\$0.82	\$46,097,612	87	McDuffie	146	975	\$0.82	\$116,727
-	Columbia				\$0	-	McIntosh				\$0
31	Cook	15,700	982	\$0.82	\$12,642,268	-	Meriwether				\$0
-	Coweta				\$0	17	Miller	22,484	1000	\$0.85	\$19,111,400
67	Crawford	1,800	975	\$0.82	\$1,439,100	4	Mitchell	47,543	1037	\$0.82	\$40,427,714
9	Crisp	31,569	982	\$0.82	\$25,420,621	-	Monroe				\$0
-	Dade				\$0	56	Montgomery	4,443	980	\$0.84	\$3,657,370
-	Dawson				\$0	65	Morgan	1,344	1350	\$0.92	\$1,669,248
6	Decatur	31,968	1018	\$0.82	\$26,685,607	-	Murray				\$0
-	Dekalb				\$0	-	Muscogee				\$0
28	Dodge	16,535	982	\$0.82	\$13,314,506	-	Newton				\$0
1	Dooly	81,000	1000	\$0.82	\$66,420,000	83	Oconee	256	982	\$0.82	\$206,141
57	Dougherty	4,500	982	\$0.82	\$3,623,580	89	Oglethorpe	100	982	\$0.82	\$80,524
-	Douglas				\$0	-	Paulding				\$0
10	Early	31,148	932	\$0.84	\$24,385,146	64	Peach	2,200	900	\$0.85	\$1,683,000
79	Echols	540	800	\$0.82	\$354,240	-	Pickens				\$0
47	Effingham	6,046	1000	\$0.85	\$5,139,355	39	Pierce	12,342	800	\$0.82	\$8,096,352
81	Elbert	320	925	\$0.95	\$281,200	-	Pike				\$0
26	Emanuel	17,000	982	\$0.82	\$13,689,080	66	Polk	2,050	960	\$0.78	\$1,535,040
60	Evans	3,080	982	\$0.82	\$2,480,139	22	Pulaski	21,000	1000	\$0.82	\$17,220,000
-	Fannin				\$0	93	Putnam	40	700	\$0.75	\$21,000
-	Fayette				\$0	78	Quitman	671	980	\$0.90	\$591,822
62	Floyd	2,792	982	\$0.82	\$2,248,230	-	Rabun				\$0
-	Forsyth				\$0	34	Randolph	9,167	1250	\$0.90	\$10,312,875
92	Franklin	40	982	\$0.82	\$32,209	-	Richmond				\$0
-	Fulton				\$0	-	Rockdale				\$0
-	Gilmer				\$0	76	Schley	800	950	\$0.82	\$623,200
51	Glascoc	5,400	1020	\$0.80	\$4,406,400	25	Screven	21,950	875	\$0.82	\$15,749,125

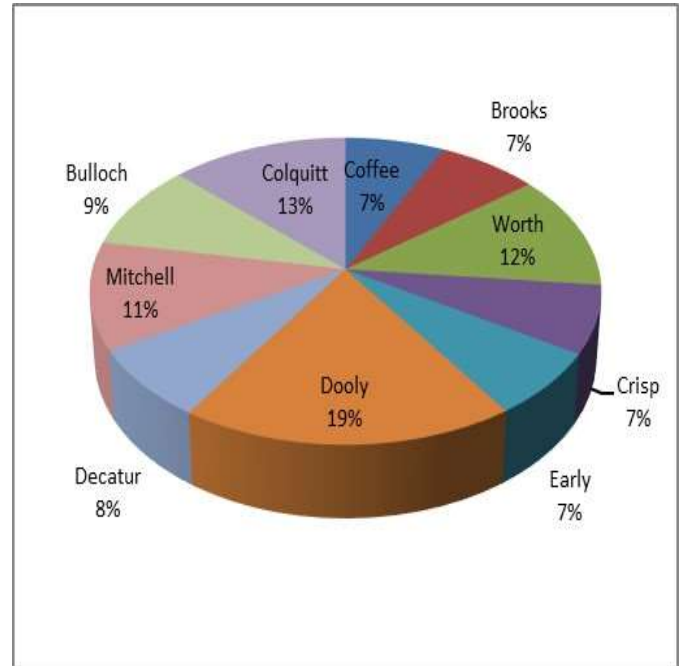
Rank	County	Acres	Lb/Acre	\$/Lb	Farm Gate
12	Seminole	22,172	1100	\$0.90	\$21,950,280
-	Spalding				\$0
-	Stephens				\$0
53	Stewart	4,603	1100	\$0.82	\$4,151,906
20	Sumter	20,765	982	\$0.85	\$17,332,545
-	Talbot				\$0
-	Taliaferro				\$0
42	Tattnall	8,323	982	\$0.82	\$6,701,915
74	Taylor	1,000	900	\$0.85	\$765,000
45	Telfair	6,419	982	\$0.82	\$5,168,835
13	Terrell	22,161	1125	\$0.88	\$21,939,390
14	Thomas	25,623	980	\$0.82	\$20,590,642
23	Tift	19,085	1050	\$0.82	\$16,432,185
48	Toombs	6,289	985	\$0.82	\$5,079,625
-	Towns				\$0
59	Treutlen	2,788	1100	\$0.82	\$2,514,902
-	Troup				\$0
18	Turner	23,955	964	\$0.78	\$18,012,243
63	Twiggs	2,402	1000	\$0.82	\$1,969,640
-	Union				\$0
-	Upson				\$0
83	Walker	256	982	\$0.82	\$206,141
86	Walton	161	982	\$0.82	\$129,643
54	Ware	4,900	982	\$0.82	\$3,945,676
58	Warren	3,400	975	\$0.80	\$2,652,000
71	Washington	1,090	1000	\$0.82	\$893,800
43	Wayne	7,960	975	\$0.82	\$6,364,020
52	Webster	5,469	982	\$0.82	\$4,403,857
61	Wheeler	2,800	982	\$0.82	\$2,254,672
-	White				\$0
-	Whitfield				\$0
11	Wilcox	26,262	1081	\$0.82	\$23,279,162
90	Wilkes	52	982	\$0.82	\$41,872
80	Wilkinson	369	982	\$0.82	\$297,133
3	Worth	53,455	992	\$0.82	\$43,482,435

Totals & Avg. 1,134,629 1001.47 \$0.83 \$938,638,759

Percent of Row & Forage 30.16%

Top Ten Counties

For Cotton



Top Ten Counties by Value - Cotton

County	Acres	Yield	Price	Farm Gate
Dooly	81,000	1000	\$0.82	\$66,420,000
Colquitt	51,106	1100	\$0.82	\$46,097,612
Worth	53,455	992	\$0.82	\$43,482,435
Mitchell	47,543	1037	\$0.82	\$40,427,714
Bulloch	40,747	982	\$0.82	\$32,811,114
Decatur	31,968	1018	\$0.82	\$26,685,607
Brooks	32,297	982	\$0.82	\$26,006,836
Coffee	30,631	1000	\$0.84	\$25,730,040
Crisp	31,569	982	\$0.82	\$25,420,621
Early	31,148	932	\$0.84	\$24,385,146

Hay Farm Gate Value 2023

Rank	County	Acres	Tons/Acre	\$/Ton	Farm Gate	Rank	County	Acres	Tons/Acre	\$/Ton	Farm Gate
46	Appling	7,000	3	\$121.00	\$2,625,700	-	Glynn				\$0
60	Atkinson	5,608	3	\$121.00	\$2,103,560	8	Gordon	17,500	3	\$121.00	\$6,564,250
65	Bacon	5,175	3	\$120.00	\$1,925,100	21	Grady	11,080	3	\$121.00	\$4,156,108
71	Baker	6,000	3	\$121.00	\$1,815,000	17	Greene	12,000	3	\$121.00	\$4,501,200
62	Baldwin	5,500	3	\$121.00	\$2,063,050	126	Gwinnett	896	3	\$121.00	\$336,000
31	Banks	9,000	3	\$130.00	\$3,510,000	36	Habersham	8,500	3	\$121.00	\$3,188,350
57	Barrow	4,000	4	\$160.00	\$2,240,000	70	Hall	4,911	3	\$121.00	\$1,842,116
23	Bartow	10,661	3	\$121.00	\$3,998,941	122	Hancock	2,000	2	\$120.00	\$480,000
76	Ben Hill	4,224	3	\$121.00	\$1,584,422	10	Haralson	15,000	3	\$130.00	\$6,045,000
28	Berrien	9,796	3	\$121.00	\$3,674,479	66	Harris	3,800	4	\$125.00	\$1,900,000
105	Bibb	2,322	3	\$121.00	\$870,982	1	Hart	17,781	6	\$250.00	\$26,671,500
38	Bleckley	7,050	3	\$140.00	\$3,059,700	131	Heard	656	3	\$121.00	\$246,065
97	Brantley	2,936	3	\$120.00	\$1,056,960	111	Henry	1,852	3	\$121.00	\$694,685
75	Brooks	4,298	3	\$121.00	\$1,612,179	117	Houston	1,273	4	\$120.00	\$611,040
128	Bryan	866	3	\$121.00	\$314,358	29	Irwin	9,788	3	\$121.00	\$3,671,478
78	Bulloch	4,000	3	\$121.00	\$1,500,400	3	Jackson	16,500	4	\$180.00	\$10,395,000
14	Burke	14,000	3	\$121.00	\$5,251,400	40	Jasper	8,000	3	\$121.00	\$3,000,800
139	Butts	200	3	\$121.00	\$75,020	80	Jeff Davis	4,013	3	\$121.00	\$1,456,719
58	Calhoun	5,754	3	\$125.00	\$2,157,750	30	Jefferson	9,000	3	\$121.00	\$3,593,700
140	Camden	51	3	\$121.00	\$17,278	68	Jenkins	5,000	3	\$121.00	\$1,875,500
91	Candler	3,180	3	\$121.00	\$1,154,340	39	Johnson	4,500	5	\$150.00	\$3,037,500
12	Carrroll	14,364	3	\$121.00	\$5,387,936	56	Jones	6,000	3	\$121.00	\$2,250,600
88	Catoosa	3,400	3	\$121.00	\$1,275,340	24	Lamar	9,162	3	\$130.00	\$3,811,184
118	Charlton	1,692	3	\$120.00	\$609,120	123	Lanier	1,161	3	\$121.00	\$435,536
136	Chatham	250	3	\$120.00	\$82,500	16	Laurens	13,020	3	\$121.00	\$4,883,802
-	Chattahoochee				\$0	115	Lee	1,700	3	\$121.00	\$637,670
-	Chattooga				\$0	134	Liberty	300	3	\$121.00	\$90,750
69	Cherokee	4,000	3	\$150.00	\$1,860,000	11	Lincoln	15,000	3	\$120.00	\$5,580,000
112	Clarke	1,833	3	\$121.00	\$687,558	120	Long	1,000	5	\$121.00	\$544,500
77	Clay	4,127	3	\$125.00	\$1,547,711	103	Lowndes	2,465	3	\$121.00	\$924,621
-	Clayton				\$0	73	Lumpkin	4,500	3	\$121.00	\$1,687,950
-	Clinch				\$0	115	Macon	1,700	3	\$121.00	\$637,670
132	Cobb	250	3	\$130.00	\$100,750	2	Madison	45,000	3	\$121.00	\$16,879,500
13	Coffee	14,802	3	\$120.00	\$5,328,720	27	Marion	9,818	3	\$121.00	\$3,682,731
44	Colquitt	7,000	3	\$121.00	\$2,710,400	72	McDuffie	4,838	3	\$121.00	\$1,756,194
127	Columbia	850	3	\$125.00	\$318,750	-	McIntosh				\$0
63	Cook	5,372	3	\$121.00	\$2,015,037	114	Meriwether	1,800	3	\$130.00	\$655,200
26	Coweta	9,970	3	\$121.00	\$3,739,747	94	Miller	3,200	3	\$121.00	\$1,084,160
79	Crawford	3,000	4	\$125.00	\$1,500,000	9	Mitchell	13,000	4	\$121.00	\$6,292,000
52	Crisp	6,694	3	\$121.00	\$2,510,919	40	Monroe	8,000	3	\$121.00	\$3,000,800
67	Dade	5,015	3	\$125.00	\$1,880,625	104	Montgomery	2,222	3	\$130.00	\$895,466
109	Dawson	2,000	3	\$121.00	\$750,200	5	Morgan	25,000	3	\$121.00	\$9,377,500
81	Decatur	3,000	4	\$121.00	\$1,452,000	20	Murray	11,251	3	\$121.00	\$4,220,250
-	Dekalb				\$0	137	Muscogee	218	3	\$121.00	\$81,771
32	Dodge	9,339	3	\$121.00	\$3,503,058	6	Newton	12,000	5	\$121.00	\$7,260,000
49	Dooly	6,800	3	\$121.00	\$2,550,680	-	Oconee				\$0
93	Dougherty	2,950	3	\$121.00	\$1,106,545	7	Oglethorpe	15,000	4	\$130.00	\$6,825,000
-	Douglas				\$0	99	Paulding	2,574	3	\$121.00	\$965,507
110	Early	1,473	4	\$121.00	\$712,932	121	Peach	1,000	5	\$100.00	\$500,000
139	Echols	200	3	\$121.00	\$75,020	106	Pickens	2,300	3	\$121.00	\$834,900
107	Effingham	2,050	3	\$130.00	\$826,150	47	Pierce	6,990	3	\$120.00	\$2,600,280
54	Elbert	8,000	3	\$100.00	\$2,400,000	43	Pike	7,500	3	\$121.00	\$2,813,250
22	Emanuel	11,000	3	\$121.00	\$4,126,100	41	Polk	7,891	3	\$121.00	\$2,959,914
108	Evans	2,065	3	\$121.00	\$774,581	74	Pulaski	4,500	3	\$121.00	\$1,633,500
133	Fannin	250	3	\$121.00	\$93,775	64	Putnam	5,600	3	\$121.00	\$1,965,040
135	Fayette	516	1	\$121.00	\$85,507	113	Quitman	1,974	3	\$125.00	\$678,562
25	Floyd	10,347	3	\$121.00	\$3,755,961	-	Rabun				\$0
98	Forsyth	2,805	3	\$121.00	\$1,052,155	55	Randolph	6,245	3	\$125.00	\$2,341,781
19	Franklin	11,306	3	\$121.00	\$4,240,880	138	Richmond	210	3	\$121.00	\$78,771
125	Fulton	925	3	\$121.00	\$346,967	129	Rockdale	800	3	\$121.00	\$300,080
56	Gilmer	6,000	3	\$121.00	\$2,250,600	92	Schley	3,000	3	\$121.00	\$1,125,300
95	Glascocock	3,200	3	\$120.00	\$1,075,200	18	Screven	9,150	4	\$121.00	\$4,428,600

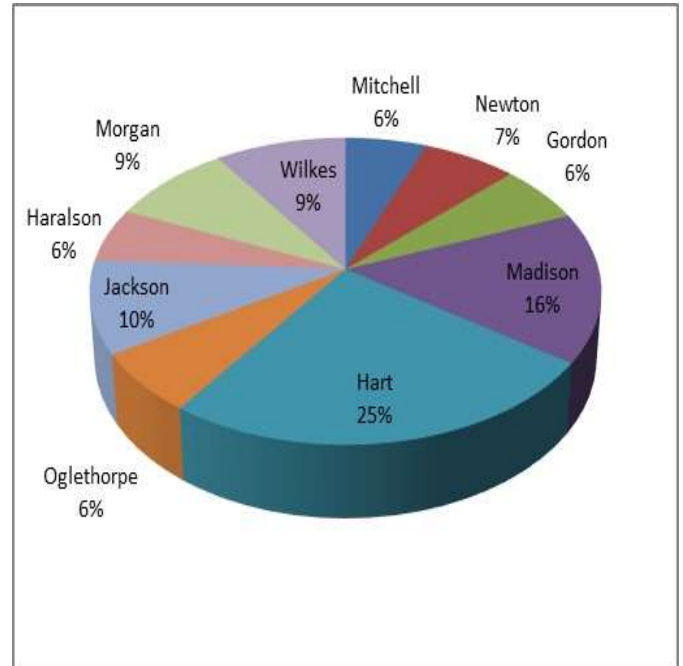
Rank	County	Acres	Tons/Acre	\$/Ton	Farm Gate
124	Seminole	1,090	3	\$121.00	\$408,859
85	Spalding	3,200	3	\$140.00	\$1,344,000
87	Stephens	4,750	3	\$90.00	\$1,325,250
116	Stewart	1,695	3	\$121.00	\$615,285
89	Sumter	3,400	3	\$121.00	\$1,234,200
-	Talbot				\$0
101	Taliaferro	2,500	3	\$121.00	\$937,750
45	Tattnall	7,120	3	\$121.00	\$2,670,809
61	Taylor	3,500	6	\$100.00	\$2,100,000
22	Telfair	11,000	3	\$121.00	\$4,126,100
100	Terrell	1,275	6	\$124.66	\$953,649
48	Thomas	6,451	3	\$125.00	\$2,580,400
37	Tift	7,640	3	\$130.00	\$3,178,240
50	Toombs	7,000	3	\$130.00	\$2,548,000
119	Towns	1,500	3	\$121.00	\$562,650
-	Treutlen				\$0
90	Troup	3,000	3	\$125.00	\$1,162,500
83	Turner	4,039	3	\$117.00	\$1,351,530
86	Twiggs	3,078	3	\$140.00	\$1,335,852
53	Union	6,500	3	\$121.00	\$2,438,150
42	Upton	6,912	3	\$130.00	\$2,875,317
15	Walker	17,000	3	\$121.00	\$5,142,500
130	Walton	750	3	\$121.00	\$281,325
96	Ware	2,825	3	\$121.00	\$1,059,657
81	Warren	4,400	3	\$120.00	\$1,452,000
51	Washington	4,000	5	\$140.00	\$2,520,000
35	Wayne	6,000	5	\$121.00	\$3,267,000
82	Webster	3,849	3	\$121.00	\$1,443,759
84	Wheeler	3,600	3	\$121.00	\$1,350,360
17	White	12,000	3	\$121.00	\$4,501,200
59	Whitfield	5,500	3	\$130.00	\$2,145,000
34	Wilcox	8,962	3	\$121.00	\$3,361,646
4	Wilkes	27,089	3	\$121.00	\$10,161,083
102	Wilkinson	2,477	3	\$121.00	\$929,122
33	Worth	9,300	3	\$121.00	\$3,488,430

Totals & Avg. 893,007 3.24 \$128.22 \$371,183,035

Percent of Row & Forage 11.93%

Top Ten Counties

For Hay



Top Ten Counties by Value - Hay

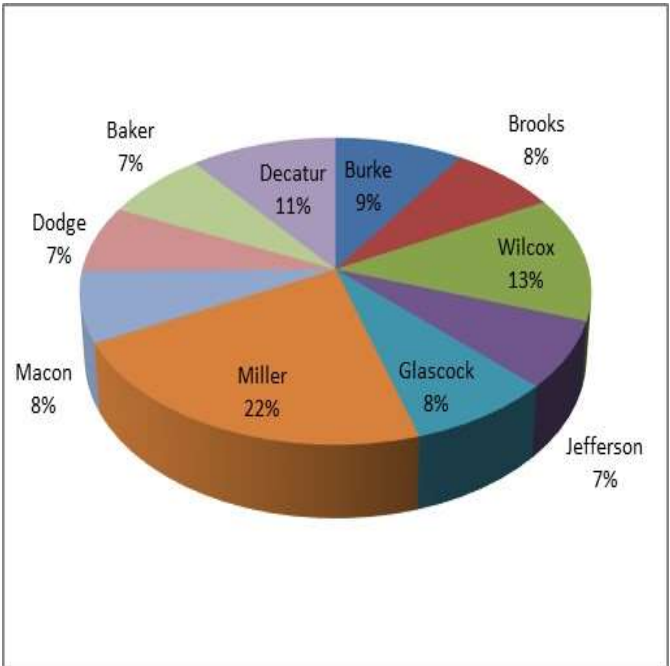
County	Acres	Yield	Price	Farm Gate
Hart	17,781	6	\$250.00	\$26,671,500
Madison	45,000	3	\$121.00	\$16,879,500
Jackson	16,500	4	\$180.00	\$10,395,000
Wilkes	27,089	3	\$121.00	\$10,161,083
Morgan	25,000	3	\$121.00	\$9,377,500
Newton	12,000	5	\$121.00	\$7,260,000
Oglethorpe	15,000	4	\$130.00	\$6,825,000
Gordon	17,500	3	\$121.00	\$6,564,250
Mitchell	13,000	4	\$121.00	\$6,292,000
Haralson	15,000	3	\$130.00	\$6,045,000

Oats Farm Gate Value 2023

Rank	County	Acres	Bu/Acre	\$/Bu	Farm Gate	Rank	County	Acres	Bu/Acre	\$/Bu	Farm Gate
44	Appling	150	61	\$4.80	\$43,920	-	Glynn				\$0
61	Atkinson	54	61	\$5.00	\$16,470	-	Gordon				\$0
-	Bacon				\$0	42	Grady	317	30	\$4.80	\$45,648
7	Baker	1,200	61	\$4.80	\$351,360	-	Greene				\$0
-	Baldwin				\$0	-	Gwinnett				\$0
-	Banks				\$0	29	Habersham	250	61	\$4.80	\$73,200
-	Barrow				\$0	72	Hall	26	61	\$4.80	\$7,612
-	Bartow				\$0	49	Hancock	140	55	\$4.50	\$34,650
24	Ben Hill	318	61	\$4.80	\$93,110	-	Haralson				\$0
56	Berrien	90	61	\$4.80	\$26,352	29	Harris	250	61	\$4.80	\$73,200
57	Bibb	89	61	\$4.80	\$26,059	38	Hart	181	61	\$5.00	\$55,205
36	Bleckley	186	61	\$5.00	\$56,730	-	Heard				\$0
-	Brantley				\$0	74	Henry	17	61	\$4.80	\$4,831
6	Brooks	1,250	61	\$4.80	\$366,000	30	Houston	235	61	\$4.80	\$68,808
-	Bryan				\$0	22	Irwin	328	61	\$4.80	\$96,038
43	Bulloch	152	61	\$4.80	\$44,505	70	Jackson	25	51	\$7.00	\$8,925
4	Burke	1,500	61	\$4.80	\$439,200	32	Jasper	225	61	\$4.80	\$65,880
-	Butts				\$0	-	Jeff Davis				\$0
67	Calhoun	31	60	\$5.20	\$9,672	9	Jefferson	1,000	69	\$4.80	\$331,200
-	Camden				\$0	29	Jenkins	250	61	\$4.80	\$73,200
46	Candler	136	61	\$4.80	\$39,820	16	Johnson	384	71	\$5.50	\$150,000
-	Carroll				\$0	-	Jones				\$0
-	Catoosa				\$0	65	Lamar	45	61	\$4.80	\$13,176
-	Charlton				\$0	74	Lanier	17	61	\$4.80	\$4,831
-	Chatham				\$0	12	Laurens	1,074	61	\$4.80	\$314,467
-	Chattahoochee				\$0	54	Lee	102	61	\$4.80	\$29,865
-	Chattooga				\$0	63	Liberty	50	61	\$4.80	\$14,640
-	Cherokee				\$0	-	Lincoln				\$0
69	Clarke	31	61	\$4.80	\$9,150	-	Long				\$0
62	Clay	65	50	\$4.95	\$16,087	-	Lowndes				\$0
-	Clayton				\$0	-	Lumpkin				\$0
-	Clinch				\$0	7	Macon	1,200	61	\$4.80	\$351,360
-	Cobb				\$0	40	Madison	178	61	\$4.80	\$52,118
37	Coffee	202	55	\$5.00	\$55,550	28	Marion	262	61	\$4.80	\$76,713
-	Colquitt				\$0	-	McDuffie				\$0
-	Columbia				\$0	-	McIntosh				\$0
34	Cook	200	61	\$4.80	\$58,560	-	Meriwether				\$0
-	Coweta				\$0	1	Miller	3,538	61	\$4.80	\$1,035,926
77	Crawford	25	25	\$4.80	\$3,000	26	Mitchell	280	61	\$4.80	\$81,984
19	Crisp	389	61	\$4.80	\$113,899	44	Monroe	150	61	\$4.80	\$43,920
-	Dade				\$0	-	Montgomery				\$0
-	Dawson				\$0	53	Morgan	111	61	\$4.80	\$32,500
3	Decatur	1,740	60	\$4.80	\$501,120	-	Murray				\$0
-	Dekalb				\$0	-	Muscogee				\$0
8	Dodge	1,135	61	\$4.80	\$332,345	52	Newton	115	61	\$4.80	\$33,672
47	Dooly	135	61	\$4.80	\$39,528	-	Oconee				\$0
48	Dougherty	125	65	\$4.80	\$39,000	-	Oglethorpe				\$0
-	Douglas				\$0	-	Paulding				\$0
41	Early	175	61	\$4.80	\$51,240	71	Peach	25	65	\$4.80	\$7,800
-	Echols				\$0	-	Pickens				\$0
58	Effingham	100	50	\$4.75	\$23,750	-	Pierce				\$0
45	Elbert	200	45	\$4.80	\$43,200	-	Pike				\$0
20	Emanuel	350	61	\$4.80	\$102,480	25	Polk	375	60	\$4.00	\$90,000
-	Evans				\$0	17	Pulaski	500	60	\$4.80	\$144,000
-	Fannin				\$0	66	Putnam	50	55	\$4.70	\$12,925
-	Fayette				\$0	-	Quitman				\$0
-	Floyd				\$0	-	Rabun				\$0
-	Forsyth				\$0	27	Randolph	322	50	\$4.95	\$79,754
15	Franklin	520	61	\$4.80	\$152,256	68	Richmond	32	61	\$4.80	\$9,369
-	Fulton				\$0	-	Rockdale				\$0
-	Gilmer				\$0	59	Schley	75	61	\$4.80	\$21,960
5	Glascocock	1,450	55	\$4.75	\$378,812	33	Screven	238	55	\$4.80	\$62,832

Rank	County	Acres	Bu/Acre	\$/Bu	Farm Gate
23	Seminole	216	80	\$5.55	\$95,904
64	Spalding	55	50	\$5.25	\$14,437
-	Stephens				\$0
76	Stewart	12	60	\$4.80	\$3,456
50	Sumter	90	80	\$4.80	\$34,560
60	Talbot	60	61	\$4.80	\$17,568
-	Taliaferro				\$0
78	Tattnall	9	61	\$4.80	\$2,535
51	Taylor	150	65	\$3.50	\$34,125
11	Telfair	1,083	61	\$4.80	\$317,000
35	Terrell	90	80	\$8.00	\$57,600
31	Thomas	231	61	\$4.80	\$67,636
18	Tift	380	74	\$5.00	\$140,600
72	Toombs	26	61	\$4.80	\$7,612
75	Towns	15	61	\$4.80	\$4,392
-	Treutlen				\$0
-	Troup				\$0
10	Turner	1,348	57	\$4.17	\$320,406
-	Twiggs				\$0
73	Union	20	61	\$4.80	\$5,856
-	Upson				\$0
-	Walker				\$0
39	Walton	183	61	\$4.80	\$53,582
29	Ware	250	61	\$4.80	\$73,200
14	Warren	850	48	\$4.75	\$193,800
13	Washington	500	90	\$6.50	\$292,500
55	Wayne	100	61	\$4.80	\$29,280
75	Webster	15	61	\$4.80	\$4,392
21	Wheeler	349	61	\$4.80	\$102,187
-	White				\$0
-	Whitfield				\$0
2	Wilcox	2,129	61	\$4.80	\$623,371
75	Wilkes	15	61	\$4.80	\$4,392
-	Wilkinson				\$0
34	Worth	200	61	\$4.80	\$58,560
Totals & Avg.		32,741	60.64	\$4.83	\$9,594,348
		Percent of Row & Forage 0.31%			

Top Ten Counties
For Oats



Top Ten Counties by Value - Oats

County	Acres	Yield	Price	Farm Gate
Miller	3,538	61	\$4.80	\$1,035,926
Wilcox	2,129	61	\$4.80	\$623,371
Decatur	1,740	60	\$4.80	\$501,120
Burke	1,500	61	\$4.80	\$439,200
Glascock	1,450	55	\$4.75	\$378,812
Brooks	1,250	61	\$4.80	\$366,000
Baker	1,200	61	\$4.80	\$351,360
Macon	1,200	61	\$4.80	\$351,360
Dodge	1,135	61	\$4.80	\$332,345
Jefferson	1,000	69	\$4.80	\$331,200

Peanuts Farm Gate Value 2023

Rank	County	Acres	Lb/Acre	\$/Lb	Farm Gate	Rank	County	Acres	Lb/Acre	\$/Lb	Farm Gate
18	Appling	15,027	4070	\$0.27	\$16,513,170	-	Glynn				\$0
19	Atkinson	13,547	4500	\$0.27	\$16,459,605	-	Gordon				\$0
35	Bacon	8,992	4000	\$0.27	\$9,711,360	32	Grady	9,939	3800	\$0.27	\$10,197,414
15	Baker	18,000	4100	\$0.27	\$19,926,000	-	Greene				\$0
-	Baldwin				\$0	-	Gwinnett				\$0
-	Banks				\$0	-	Habersham				\$0
-	Barrow				\$0	-	Hall				\$0
-	Bartow				\$0	-	Hancock				\$0
38	Ben Hill	8,063	4070	\$0.27	\$8,860,430	-	Haralson				\$0
11	Berrien	25,132	4070	\$0.27	\$27,617,554	-	Harris				\$0
77	Bibb	29	4070	\$0.27	\$31,780	-	Hart				\$0
43	Bleckley	6,659	4070	\$0.28	\$7,453,085	-	Heard				\$0
71	Brantley	389	3500	\$0.27	\$367,605	-	Henry				\$0
22	Brooks	13,833	4070	\$0.27	\$15,201,083	62	Houston	1,195	4000	\$0.25	\$1,195,000
-	Bryan				\$0	10	Irwin	25,451	4070	\$0.27	\$27,968,103
9	Bulloch	25,768	4070	\$0.27	\$28,316,455	-	Jackson				\$0
13	Burke	19,436	4070	\$0.27	\$21,358,220	-	Jasper				\$0
-	Butts				\$0	26	Jeff Davis	11,634	4000	\$0.27	\$12,564,720
12	Calhoun	19,469	5000	\$0.27	\$26,283,150	24	Jefferson	9,800	5000	\$0.27	\$13,230,000
-	Camden				\$0	27	Jenkins	11,000	4070	\$0.27	\$12,087,900
44	Candler	6,004	4070	\$0.27	\$6,597,795	61	Johnson	1,625	4290	\$0.28	\$1,951,950
-	Carroll				\$0	-	Jones				\$0
-	Catoosa				\$0	-	Lamar				\$0
-	Charlton				\$0	41	Lanier	7,413	4070	\$0.27	\$8,145,827
-	Chatham				\$0	48	Laurens	5,478	4070	\$0.27	\$6,019,774
-	Chattahoochee				\$0	29	Lee	10,733	4070	\$0.27	\$11,794,493
-	Chattooga				\$0	75	Liberty	179	4000	\$0.25	\$179,000
-	Cherokee				\$0	-	Lincoln				\$0
-	Clarke				\$0	-	Long				\$0
49	Clay	5,511	4225	\$0.25	\$5,820,993	46	Lowndes	5,538	4300	\$0.26	\$6,191,484
-	Clayton				\$0	-	Lumpkin				\$0
74	Clinch	195	4070	\$0.27	\$214,285	45	Macon	6,000	4070	\$0.27	\$6,593,400
-	Cobb				\$0	-	Madison				\$0
6	Coffee	29,203	4500	\$0.27	\$35,481,645	63	Marion	1,075	4070	\$0.27	\$1,181,317
7	Colquitt	27,636	4325	\$0.27	\$32,271,939	-	McDuffie				\$0
-	Columbia				\$0	-	McIntosh				\$0
25	Cook	10,403	4500	\$0.27	\$12,639,645	-	Meriwether				\$0
-	Coweta				\$0	3	Miller	29,344	4500	\$0.30	\$39,614,400
65	Crawford	900	3750	\$0.27	\$911,250	1	Mitchell	44,710	4390	\$0.27	\$52,994,763
28	Crisp	10,803	4070	\$0.27	\$11,871,416	-	Monroe				\$0
-	Dade				\$0	58	Montgomery	2,175	4062	\$0.30	\$2,650,186
-	Dawson				\$0	-	Morgan				\$0
2	Decatur	35,372	4780	\$0.27	\$45,651,103	-	Murray				\$0
-	Dekalb				\$0	-	Muscogee				\$0
39	Dodge	7,773	4070	\$0.27	\$8,542,112	-	Newton				\$0
14	Dooly	18,800	4070	\$0.27	\$20,659,320	-	Oconee				\$0
56	Dougherty	2,550	4070	\$0.27	\$2,802,195	-	Oglethorpe				\$0
-	Douglas				\$0	-	Paulding				\$0
5	Early	30,877	4347	\$0.27	\$36,240,026	67	Peach	1,000	3900	\$0.22	\$858,000
66	Echols	541	6000	\$0.27	\$876,420	-	Pickens				\$0
52	Effingham	3,605	4200	\$0.27	\$4,088,602	30	Pierce	10,580	4000	\$0.27	\$11,426,400
-	Elbert				\$0	-	Pike				\$0
31	Emanuel	9,500	4070	\$0.27	\$10,439,550	-	Polk				\$0
55	Evans	2,642	4070	\$0.27	\$2,903,293	27	Pulaski	11,000	4070	\$0.27	\$12,087,900
-	Fannin				\$0	-	Putnam				\$0
-	Fayette				\$0	69	Quitman	762	4200	\$0.25	\$800,100
72	Floyd	232	5300	\$0.27	\$331,992	-	Rabun				\$0
-	Forsyth				\$0	34	Randolph	8,800	4500	\$0.25	\$9,900,000
-	Franklin				\$0	-	Richmond				\$0
-	Fulton				\$0	-	Rockdale				\$0
-	Gilmer				\$0	76	Schley	150	4070	\$0.27	\$164,835
54	Glascok	3,400	4050	\$0.25	\$3,442,500	23	Screven	12,947	3850	\$0.27	\$13,458,406

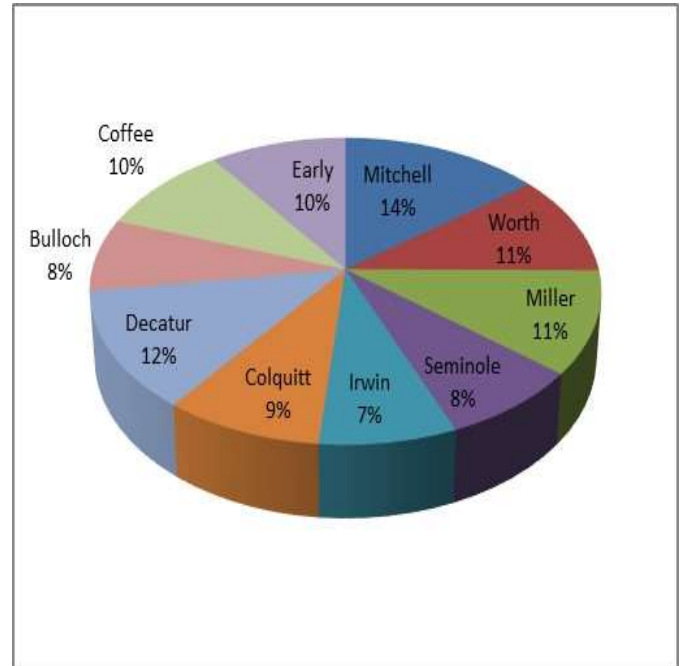
Rank	County	Acres	Lb/Acre	\$/Lb	Farm Gate
8	Seminole	23,349	4150	\$0.30	\$29,069,505
-	Spalding				\$0
-	Stephens				\$0
60	Stewart	1,897	4070	\$0.27	\$2,084,613
40	Sumter	6,116	4300	\$0.31	\$8,152,628
-	Talbot				\$0
-	Taliaferro				\$0
37	Tattall	8,481	4070	\$0.27	\$9,319,825
70	Taylor	500	3700	\$0.22	\$407,000
42	Telfair	6,963	4250	\$0.27	\$7,990,042
33	Terrell	10,013	3500	\$0.29	\$10,075,581
20	Thomas	14,202	4070	\$0.27	\$15,606,577
16	Tift	15,442	4700	\$0.27	\$19,595,898
51	Toombs	4,640	4200	\$0.27	\$5,261,760
-	Towns				\$0
64	Treutlen	1,053	4000	\$0.27	\$1,137,024
-	Troup				\$0
17	Turner	17,243	4000	\$0.25	\$17,243,000
59	Twiggs	2,291	4070	\$0.28	\$2,610,823
-	Union				\$0
-	Upson				\$0
-	Walker				\$0
-	Walton				\$0
47	Ware	5,500	4070	\$0.27	\$6,043,950
68	Warren	850	4010	\$0.25	\$852,125
57	Washington	2,500	4200	\$0.26	\$2,730,000
36	Wayne	7,763	4500	\$0.27	\$9,432,045
50	Webster	5,162	4070	\$0.27	\$5,672,521
53	Wheeler	3,350	4250	\$0.27	\$3,844,125
-	White				\$0
-	Whitfield				\$0
21	Wilcox	14,063	4070	\$0.27	\$15,453,830
-	Wilkes				\$0
73	Wilkinson	248	4070	\$0.27	\$272,527
4	Worth	33,635	4300	\$0.27	\$39,050,235

Totals & Avg. 794,080 4243.13 \$0.27 \$915,046,602

Percent of Row & Forage 29.40%

Top Ten Counties

For Peanuts



Top Ten Counties by Value - Peanuts

County	Acres	Yield	Price	Farm Gate
Mitchell	44,710	4390	\$0.27	\$52,994,763
Decatur	35,372	4780	\$0.27	\$45,651,103
Miller	29,344	4500	\$0.30	\$39,614,400
Worth	33,635	4300	\$0.27	\$39,050,235
Early	30,877	4347	\$0.27	\$36,240,026
Coffee	29,203	4500	\$0.27	\$35,481,645
Colquitt	27,636	4325	\$0.27	\$32,271,939
Seminole	23,349	4150	\$0.30	\$29,069,505
Bulloch	25,768	4070	\$0.27	\$28,316,455
Irwin	25,451	4070	\$0.27	\$27,968,103

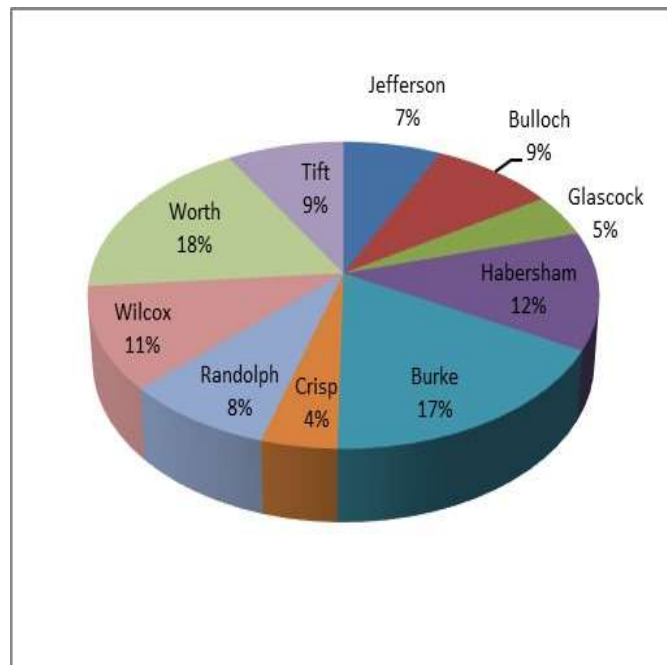
Rye Farm Gate Value 2023

Rank	County	Acres	Bu/Acre	\$/Bu	Farm Gate	Rank	County	Acres	Bu/Acre	\$/Bu	Farm Gate
30	Appling	219	32	\$6.90	\$48,657	-	Glynn				\$0
57	Atkinson	45	32	\$6.90	\$9,998	-	Gordon				\$0
-	Bacon				\$0	-	Grady				\$0
35	Baker	175	33	\$6.90	\$39,847	-	Greene				\$0
53	Baldwin	50	32	\$6.90	\$11,109	-	Gwinnett				\$0
-	Banks				\$0	3	Habersham	2,000	36	\$7.50	\$541,500
-	Barrow				\$0	51	Hall	56	32	\$6.90	\$12,442
-	Bartow				\$0	-	Hancock				\$0
34	Ben Hill	182	32	\$6.90	\$40,185	-	Haralson				\$0
-	Berrien				\$0	13	Harris	600	34	\$7.25	\$147,900
69	Bibb	9	32	\$6.90	\$1,888	52	Hart	46	34	\$7.50	\$11,730
-	Bleckley				\$0	-	Heard				\$0
-	Brantley				\$0	-	Henry				\$0
22	Brooks	352	32	\$6.90	\$78,207	-	Houston				\$0
-	Bryan				\$0	11	Irwin	690	32	\$6.90	\$153,304
5	Bulloch	1,746	32	\$6.90	\$387,926	66	Jackson	15	36	\$7.50	\$4,061
2	Burke	3,400	32	\$6.90	\$755,412	-	Jasper				\$0
45	Butts	122	32	\$6.90	\$27,105	-	Jeff Davis				\$0
23	Calhoun	248	45	\$7.00	\$78,120	8	Jefferson	1,500	30	\$6.90	\$310,500
-	Camden				\$0	31	Jenkins	200	32	\$6.90	\$44,436
54	Candler	49	32	\$6.90	\$10,886	21	Johnson	250	35	\$10.00	\$87,500
-	Carroll				\$0	-	Jones				\$0
-	Catoosa				\$0	-	Lamar				\$0
-	Charlton				\$0	46	Lanier	119	32	\$6.90	\$26,341
-	Chatham				\$0	17	Laurens	468	32	\$6.90	\$103,980
-	Chattahoochee				\$0	-	Lee				\$0
-	Chattooga				\$0	65	Liberty	25	32	\$6.90	\$5,520
-	Cherokee				\$0	-	Lincoln				\$0
-	Clarke				\$0	-	Long				\$0
-	Clay				\$0	32	Lowndes	175	35	\$6.90	\$42,262
-	Clayton				\$0	57	Lumpkin	45	32	\$6.90	\$9,998
-	Clinch				\$0	26	Macon	300	32	\$6.90	\$66,654
-	Cobb				\$0	49	Madison	67	32	\$6.90	\$14,886
33	Coffee	182	33	\$6.90	\$41,441	36	Marion	174	32	\$6.90	\$38,659
-	Colquitt				\$0	-	McDuffie				\$0
-	Columbia				\$0	-	McIntosh				\$0
68	Cook	10	33	\$6.90	\$2,277	63	Meriwether	30	28	\$7.00	\$5,880
-	Coweta				\$0	27	Miller	243	33	\$7.00	\$56,133
55	Crawford	45	35	\$6.90	\$10,867	-	Mitchell				\$0
10	Crisp	823	32	\$6.90	\$182,854	41	Monroe	150	32	\$6.90	\$33,327
-	Dade				\$0	-	Montgomery				\$0
-	Dawson				\$0	58	Morgan	44	32	\$6.90	\$9,775
38	Decatur	156	35	\$6.90	\$37,674	-	Murray				\$0
-	Dekalb				\$0	-	Muscogee				\$0
48	Dodge	90	32	\$6.90	\$19,942	43	Newton	136	32	\$6.90	\$30,216
20	Dooly	400	32	\$6.90	\$88,872	-	Oconee				\$0
62	Dougherty	25	35	\$6.90	\$6,037	-	Oglethorpe				\$0
-	Douglas				\$0	-	Paulding				\$0
67	Early	12	35	\$6.90	\$2,898	64	Peach	25	34	\$6.90	\$5,865
-	Echols				\$0	-	Pickens				\$0
61	Effingham	30	32	\$6.90	\$6,665	-	Pierce				\$0
28	Elbert	200	37	\$7.00	\$51,800	-	Pike				\$0
26	Emanuel	300	32	\$6.90	\$66,654	24	Polk	350	30	\$7.00	\$73,500
-	Evans				\$0	16	Pulaski	450	35	\$6.90	\$108,675
-	Fannin				\$0	59	Putnam	50	30	\$6.00	\$9,000
-	Fayette				\$0	-	Quitman				\$0
-	Floyd				\$0	-	Rabun				\$0
-	Forsyth				\$0	7	Randolph	1,339	36	\$7.51	\$362,012
-	Franklin				\$0	-	Richmond				\$0
-	Fulton				\$0	-	Rockdale				\$0
-	Gilmer				\$0	53	Schley	50	32	\$6.90	\$11,109
9	Glascok	850	34	\$6.80	\$196,520	12	Screven	721	30	\$6.90	\$149,247

Rank	County	Acres	Bu/Acre	\$/Bu	Farm Gate
40	Seminole	150	34	\$7.00	\$35,700
70	Spalding	4	28	\$6.20	\$694
-	Stephens				\$0
-	Stewart				\$0
-	Sumter				\$0
20	Talbot	400	32	\$6.90	\$88,872
-	Taliaferro				\$0
42	Tattall	137	32	\$6.96	\$30,797
60	Taylor	30	33	\$7.80	\$7,722
31	Telfair	200	32	\$6.90	\$44,436
44	Terrell	104	36	\$7.50	\$28,080
-	Thomas				\$0
6	Tift	974	55	\$6.90	\$369,633
56	Toombs	48	32	\$6.90	\$10,598
-	Towns				\$0
25	Treutlen	173	25	\$16.00	\$69,376
-	Troup				\$0
15	Turner	604	31	\$6.51	\$119,927
-	Twiggs				\$0
-	Union				\$0
-	Upson				\$0
14	Walker	600	35	\$6.90	\$144,900
-	Walton				\$0
18	Ware	450	32	\$6.90	\$99,981
19	Warren	400	36	\$6.80	\$97,920
37	Washington	150	32	\$8.00	\$38,400
53	Wayne	50	32	\$6.90	\$11,109
47	Webster	116	32	\$6.90	\$25,772
29	Wheeler	220	32	\$6.90	\$48,879
-	White				\$0
-	Whitfield				\$0
4	Wilcox	2,121	32	\$6.90	\$471,243
39	Wilkes	166	32	\$6.90	\$36,881
50	Wilkinson	65	32	\$6.90	\$14,441
1	Worth	3,500	32	\$6.90	\$777,630
Totals & Avg.		30,700	33.54	\$7.04	\$7,253,261
				Percent of Row & Forage	0.23%

Top Ten Counties

For Rye



Top Ten Counties by Value - Rye

County	Acres	Yield	Price	Farm Gate
Worth	3,500	32	\$6.90	\$777,630
Burke	3,400	32	\$6.90	\$755,412
Habersham	2,000	36	\$7.50	\$541,500
Wilcox	2,121	32	\$6.90	\$471,243
Bulloch	1,746	32	\$6.90	\$387,926
Tift	974	55	\$6.90	\$369,633
Randolph	1,339	36	\$7.51	\$362,012
Jefferson	1,500	30	\$6.90	\$310,500
Glascock	850	34	\$6.80	\$196,520
Crisp	823	32	\$6.90	\$182,854

Silage Farm Gate Value 2023

Rank	County	Acres	Lb/Acre	\$/Lb	Farm Gate
31	Appling	50	22	\$44.00	\$48,400
-	Atkinson				\$0
-	Bacon				\$0
39	Baker	50	8	\$30.00	\$12,000
24	Baldwin	125	22	\$44.00	\$121,000
-	Banks				\$0
-	Barrow				\$0
-	Bartow				\$0
-	Ben Hill				\$0
-	Berrien				\$0
-	Bibb				\$0
-	Bleckley				\$0
-	Brantley				\$0
-	Brooks				\$0
-	Bryan				\$0
-	Bulloch				\$0
-	Burke				\$0
28	Butts	100	20	\$40.00	\$80,000
-	Calhoun				\$0
-	Camden				\$0
-	Candler				\$0
-	Carroll				\$0
37	Catoosa	50	3	\$130.00	\$18,200
-	Charlton				\$0
-	Chatham				\$0
-	Chattahoochee				\$0
-	Chattooga				\$0
-	Cherokee				\$0
-	Clarke				\$0
-	Clay				\$0
-	Clayton				\$0
-	Clinch				\$0
-	Cobb				\$0
-	Coffee				\$0
-	Colquitt				\$0
-	Columbia				\$0
-	Cook				\$0
-	Coweta				\$0
-	Crawford				\$0
18	Crisp	200	22	\$45.00	\$198,000
-	Dade				\$0
35	Dawson	30	22	\$44.00	\$29,040
5	Decatur	1,500	22	\$44.00	\$1,452,000
-	Dekalb				\$0
-	Dodge				\$0
-	Dooly				\$0
-	Dougherty				\$0
-	Douglas				\$0
-	Early				\$0
-	Echols				\$0
-	Effingham				\$0
-	Elbert				\$0
13	Emanuel	700	4	\$130.00	\$364,000
-	Evans				\$0
40	Fannin	10	22	\$44.00	\$9,680
42	Fayette	89	0	\$60.00	\$1,335
-	Floyd				\$0
41	Forsyth	230	1	\$22.00	\$6,072
-	Franklin				\$0
-	Fulton				\$0
-	Gilmer				\$0
10	Glascok	225	25	\$75.00	\$421,875

Rank	County	Acres	Lb/Acre	\$/Lb	Farm Gate
-	Glynn				\$0
-	Gordon				\$0
7	Grady	1,000	22	\$44.00	\$968,000
38	Greene	15	22	\$44.00	\$14,520
-	Gwinnett				\$0
11	Habersham	800	4	\$125.00	\$400,000
21	Hall	158	24	\$45.00	\$170,640
36	Hancock	80	8	\$35.00	\$22,400
-	Haralson				\$0
-	Harris				\$0
34	Hart	40	22	\$44.00	\$38,720
-	Heard				\$0
-	Henry				\$0
-	Houston				\$0
-	Irwin				\$0
-	Jackson				\$0
29	Jasper	200	8	\$44.00	\$70,400
-	Jeff Davis				\$0
17	Jefferson	400	22	\$25.00	\$220,000
31	Jenkins	80	5	\$121.00	\$48,400
8	Johnson	450	25	\$55.00	\$618,750
30	Jones	123	8	\$62.00	\$61,008
-	Lamar				\$0
-	Lanier				\$0
-	Laurens				\$0
3	Lee	2,677	61	\$20.00	\$3,266,171
-	Liberty				\$0
-	Lincoln				\$0
-	Long				\$0
-	Lowndes				\$0
23	Lumpkin	150	22	\$44.00	\$145,200
1	Macon	16,000	23	\$40.00	\$14,720,000
-	Madison				\$0
-	Marion				\$0
-	McDuffie				\$0
-	McIntosh				\$0
-	Meriwether				\$0
-	Miller				\$0
4	Mitchell	2,500	22	\$44.00	\$2,420,000
-	Monroe				\$0
-	Montgomery				\$0
2	Morgan	4,000	22	\$44.00	\$3,872,000
-	Murray				\$0
-	Muscogee				\$0
-	Newton				\$0
-	Oconee				\$0
7	Oglethorpe	1,000	22	\$44.00	\$968,000
27	Paulding	100	20	\$44.00	\$88,000
-	Peach				\$0
-	Pickens				\$0
-	Pierce				\$0
19	Pike	200	22	\$44.00	\$193,600
22	Polk	375	4	\$130.00	\$170,625
-	Pulaski				\$0
20	Putnam	700	7	\$35.00	\$171,500
-	Quitman				\$0
-	Rabun				\$0
-	Randolph				\$0
-	Richmond				\$0
-	Rockdale				\$0
-	Schley				\$0
32	Screven	68	15	\$45.00	\$45,900

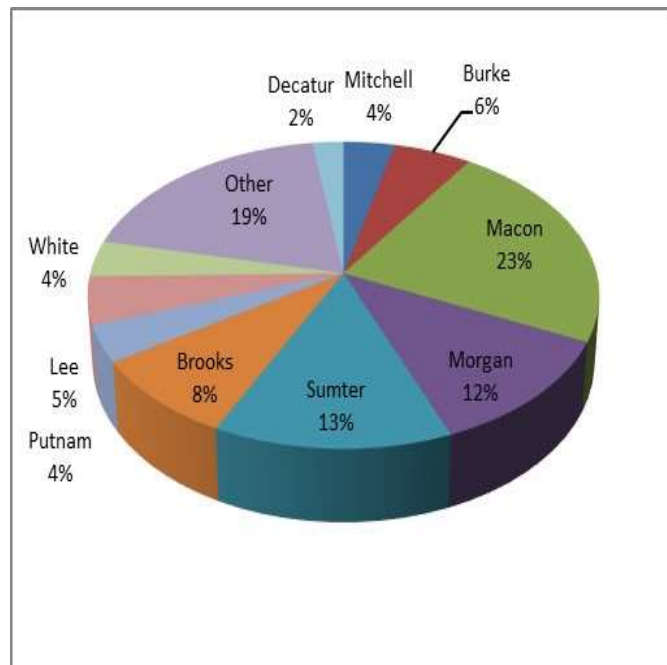
Rank	County	Acres	Lb/Acre	\$/Lb	Farm Gate
15	Seminole	350	15	\$65.00	\$341,250
-	Spalding				\$0
25	Stephens	40	20	\$150.00	\$120,000
-	Stewart				\$0
-	Sumter				\$0
-	Talbot				\$0
-	Taliaferro				\$0
-	Tattnall				\$0
33	Taylor	50	18	\$45.00	\$40,500
-	Telfair				\$0
-	Terrell				\$0
-	Thomas				\$0
16	Tift	250	22	\$44.00	\$242,000
-	Toombs				\$0
-	Towns				\$0
-	Treutlen				\$0
-	Troup				\$0
-	Turner				\$0
-	Twiggs				\$0
-	Union				\$0
-	Upson				\$0
-	Walker				\$0
26	Walton	100	22	\$44.00	\$96,800
-	Ware				\$0
-	Warren				\$0
14	Washington	250	25	\$55.00	\$343,750
-	Wayne				\$0
12	Webster	500	10	\$75.00	\$375,000
-	Wheeler				\$0
6	White	3,000	4	\$100.00	\$1,200,000
-	Whitfield				\$0
-	Wilcox				\$0
9	Wilkes	500	22	\$44.00	\$484,000
-	Wilkinson				\$0
-	Worth				\$0

Totals & Avg. 39,515 22 \$39.91 \$34,698,737

Percent of Row & Forage 1.11%

Top Ten Counties

For Silage



Top Ten Counties by Value - Silage

County	Acres	Yield	Price	Farm Gate
Macon	16,000	23	\$40.00	\$14,720,000
Morgan	4,000	22	\$44.00	\$3,872,000
Lee	2,677	61	\$20.00	\$3,266,171
Mitchell	2,500	22	\$44.00	\$2,420,000
Decatur	1,500	22	\$44.00	\$1,452,000
White	3,000	4	\$100.00	\$1,200,000
Grady	1,000	22	\$44.00	\$968,000
Oglethorpe	1,000	22	\$44.00	\$968,000
Johnson	450	25	\$55.00	\$618,750
Wilkes	500	22	\$44.00	\$484,000

Sorghum Farm Gate Value 2023

Rank	County	Acres	Bu/Acre	\$/Bu	Farm Gate	Rank	County	Acres	Bu/Acre	\$/Bu	Farm Gate
65	Appling	77	52	\$5.94	\$23,783	-	Glynn				\$0
76	Atkinson	27	52	\$5.94	\$8,339	42	Gordon	254	52	\$5.94	\$78,455
35	Bacon	413	52	\$5.94	\$127,567	59	Grady	86	52	\$5.94	\$26,563
9	Baker	1,200	52	\$5.94	\$370,656	-	Greene				\$0
-	Baldwin				\$0	-	Gwinnett				\$0
-	Banks				\$0	31	Habersham	500	52	\$5.94	\$154,440
-	Barrow				\$0	2	Hall	34	5200	\$5.94	\$1,050,192
-	Bartow				\$0	-	Hancock				\$0
50	Ben Hill	146	52	\$5.94	\$45,084	-	Haralson				\$0
66	Berrien	70	52	\$5.94	\$21,621	-	Harris				\$0
-	Bibb				\$0	47	Hart	180	52	\$6.25	\$58,500
63	Bleckley	78	52	\$6.00	\$24,336	-	Heard				\$0
-	Brantley				\$0	-	Henry				\$0
20	Brooks	745	52	\$5.94	\$230,115	64	Houston	78	52	\$5.90	\$23,930
-	Bryan				\$0	36	Irwin	377	52	\$5.94	\$116,447
68	Bulloch	55	52	\$5.94	\$16,988	53	Jackson	125	41	\$6.72	\$34,524
23	Burke	650	52	\$5.94	\$200,772	45	Jasper	201	52	\$5.94	\$62,084
-	Butts				\$0	54	Jeff Davis	110	52	\$5.94	\$33,976
11	Calhoun	1,096	50	\$6.25	\$342,500	7	Jefferson	1,400	54	\$5.94	\$449,064
-	Camden				\$0	-	Jenkins				\$0
73	Candler	40	52	\$5.94	\$12,355	17	Johnson	725	60	\$6.00	\$261,000
-	Carroll				\$0	52	Jones	123	52	\$5.94	\$37,992
-	Catoosa				\$0	82	Lamar	10	52	\$5.94	\$3,088
-	Charlton				\$0	-	Lanier				\$0
-	Chatham				\$0	16	Laurens	973	52	\$5.94	\$300,540
-	Chattahoochee				\$0	10	Lee	1,186	52	\$5.94	\$366,331
-	Chattooga				\$0	77	Liberty	25	52	\$5.94	\$7,722
-	Cherokee				\$0	-	Lincoln				\$0
-	Clarke				\$0	-	Long				\$0
40	Clay	246	70	\$5.94	\$102,286	83	Lowndes	10	42	\$5.94	\$2,494
-	Clayton				\$0	82	Lumpkin	10	52	\$5.94	\$3,088
-	Clinch				\$0	27	Macon	530	52	\$5.94	\$163,706
-	Cobb				\$0	84	Madison	3	52	\$5.94	\$926
48	Coffee	187	50	\$5.94	\$55,539	58	Marion	92	52	\$5.94	\$28,416
28	Colquitt	528	52	\$5.94	\$163,088	56	McDuffie	102	52	\$5.94	\$31,505
-	Columbia				\$0	-	McIntosh				\$0
65	Cook	77	52	\$5.94	\$23,783	-	Meriwether				\$0
-	Coweta				\$0	19	Miller	644	60	\$6.00	\$231,840
-	Crawford				\$0	55	Mitchell	95	60	\$5.84	\$33,288
3	Crisp	2,349	52	\$5.94	\$725,559	-	Monroe				\$0
-	Dade				\$0	78	Montgomery	25	51	\$5.92	\$7,517
-	Dawson				\$0	8	Morgan	787	74	\$6.50	\$375,989
6	Decatur	1,478	52	\$5.94	\$456,524	60	Murray	81	52	\$5.94	\$25,019
-	Dekalb				\$0	-	Muscogee				\$0
30	Dodge	501	52	\$5.94	\$154,770	67	Newton	65	52	\$5.94	\$20,077
5	Dooly	1,637	52	\$5.94	\$505,636	-	Oconee				\$0
41	Dougherty	300	52	\$5.94	\$92,664	12	Oglethorpe	845	55	\$7.00	\$325,325
-	Douglas				\$0	-	Paulding				\$0
22	Early	658	52	\$5.94	\$203,243	-	Peach				\$0
-	Echols				\$0	-	Pickens				\$0
75	Effingham	30	50	\$5.94	\$8,910	26	Pierce	563	52	\$5.94	\$173,899
61	Elbert	100	50	\$5.00	\$25,000	-	Pike				\$0
21	Emanuel	675	52	\$5.94	\$208,494	44	Polk	350	48	\$4.00	\$67,200
-	Evans				\$0	46	Pulaski	200	52	\$5.94	\$61,776
-	Fannin				\$0	43	Putnam	225	50	\$6.00	\$67,500
-	Fayette				\$0	80	Quitman	18	40	\$6.71	\$4,831
-	Floyd				\$0	-	Rabun				\$0
-	Forsyth				\$0	4	Randolph	1,339	70	\$5.94	\$556,656
62	Franklin	80	52	\$5.94	\$24,710	-	Richmond				\$0
-	Fulton				\$0	-	Rockdale				\$0
-	Gilmer				\$0	71	Schley	45	52	\$5.94	\$13,899
13	Glascok	1,100	50	\$5.75	\$316,250	57	Screven	134	50	\$4.50	\$30,150

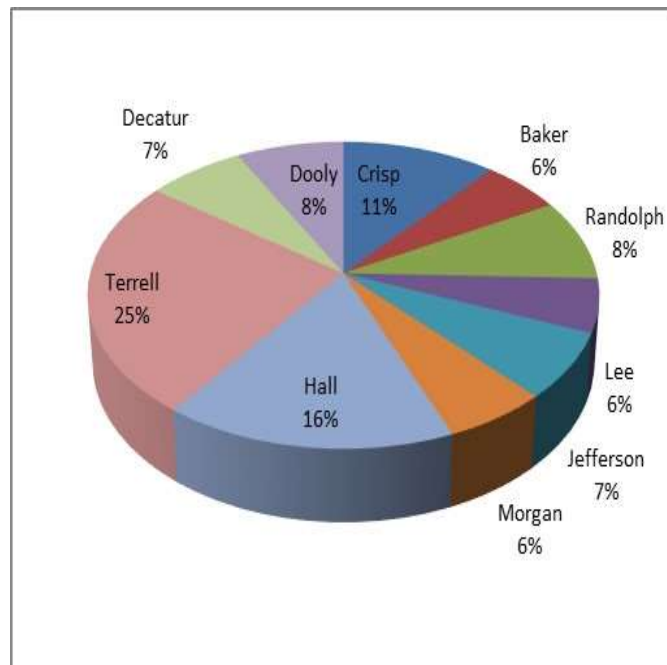
Rank	County	Acres	Bu/Acre	\$/Bu	Farm Gate
39	Seminole	250	70	\$6.00	\$105,000
-	Spalding				\$0
-	Stephens				\$0
38	Stewart	363	50	\$5.94	\$107,811
18	Sumter	773	52	\$5.94	\$238,764
-	Talbot				\$0
-	Taliaferro				\$0
79	Tattnall	22	52	\$5.94	\$6,650
49	Taylor	200	45	\$5.75	\$51,750
33	Telfair	437	52	\$5.94	\$134,980
1	Terrell	2,978	90	\$6.05	\$1,621,521
74	Thomas	37	52	\$6.00	\$11,544
15	Tift	703	71	\$6.10	\$304,469
69	Toombs	49	52	\$5.94	\$15,135
-	Towns				\$0
51	Treutlen	101	65	\$5.94	\$39,073
84	Troup	3	52	\$5.94	\$926
14	Turner	1,181	47	\$5.61	\$311,394
-	Twiggs				\$0
-	Union				\$0
72	Upton	44	52	\$5.94	\$13,590
-	Walker				\$0
81	Walton	12	52	\$5.94	\$3,706
25	Ware	625	52	\$5.94	\$193,050
34	Warren	450	50	\$5.75	\$129,375
32	Washington	400	50	\$7.00	\$140,000
-	Wayne				\$0
29	Webster	517	52	\$5.94	\$159,690
33	Wheeler	437	52	\$5.94	\$134,980
-	White				\$0
-	Whitfield				\$0
24	Wilcox	634	52	\$5.94	\$195,829
70	Wilkes	47	52	\$5.94	\$14,517
-	Wilkinson				\$0
37	Worth	372	52	\$5.94	\$114,903

Totals & Avg. 37,728 61.31 \$5.98 \$13,829,207

Percent of Row & Forage 0.44%

Top Ten Counties

For Sorghum



Top Ten Counties by Value - Sorghum

County	Acres	Yield	Price	Farm Gate
Terrell	2,978	90	\$6.05	\$1,621,521
Hall	34	5200	\$5.94	\$1,050,192
Crisp	2,349	52	\$5.94	\$725,559
Randolph	1,339	70	\$5.94	\$556,656
Dooly	1,637	52	\$5.94	\$505,636
Decatur	1,478	52	\$5.94	\$456,524
Jefferson	1,400	54	\$5.94	\$449,064
Morgan	787	74	\$6.50	\$375,989
Baker	1,200	52	\$5.94	\$370,656
Lee	1,186	52	\$5.94	\$366,331

Soybeans Farm Gate Value 2023

Rank	County	Acres	Bu/Acre	\$/Bu	Farm Gate	Rank	County	Acres	Bu/Acre	\$/Bu	Farm Gate
50	Appling	1,083	43	\$13.00	\$605,397	-	Glynn				\$0
91	Atkinson	227	43	\$13.00	\$126,893	13	Gordon	3,915	43	\$13.00	\$2,188,485
80	Bacon	369	43	\$13.00	\$206,271	12	Grady	3,394	50	\$13.00	\$2,206,100
27	Baker	2,000	45	\$13.00	\$1,170,000	102	Greene	146	43	\$13.00	\$81,614
-	Baldwin				\$0	-	Gwinnett				\$0
104	Banks	110	40	\$13.00	\$57,200	90	Habersham	225	41	\$14.30	\$131,917
-	Barrow				\$0	113	Hall	12	43	\$13.00	\$6,708
51	Bartow	1,077	43	\$13.00	\$602,043	-	Hancock				\$0
77	Ben Hill	417	43	\$13.00	\$233,103	-	Haralson				\$0
19	Berrien	2,641	43	\$13.00	\$1,476,319	81	Harris	350	43	\$13.00	\$195,650
70	Bibb	492	43	\$13.00	\$275,028	5	Hart	7,420	43	\$15.00	\$4,785,900
6	Bleckley	5,921	55	\$12.75	\$4,152,101	111	Heard	34	43	\$13.00	\$19,006
107	Brantley	97	35	\$12.50	\$42,437	71	Henry	488	43	\$13.00	\$272,792
1	Brooks	11,073	43	\$13.00	\$6,189,807	58	Houston	1,044	43	\$11.00	\$493,812
109	Bryan	50	40	\$13.00	\$26,000	83	Irwin	321	43	\$13.00	\$179,439
47	Bulloch	1,115	43	\$13.00	\$623,285	89	Jackson	227	41	\$14.30	\$133,090
17	Burke	2,800	43	\$13.00	\$1,565,200	-	Jasper				\$0
82	Butts	352	41	\$13.00	\$187,616	69	Jeff Davis	436	50	\$13.00	\$283,400
49	Calhoun	775	55	\$14.30	\$609,537	11	Jefferson	4,000	45	\$13.00	\$2,340,000
-	Camden				\$0	81	Jenkins	350	43	\$13.00	\$195,650
79	Candler	374	43	\$13.00	\$209,066	22	Johnson	1,710	60	\$13.00	\$1,333,800
41	Carroll	1,454	43	\$13.00	\$812,786	112	Jones	20	43	\$13.00	\$11,180
108	Catoosa	75	43	\$13.00	\$41,925	48	Lamar	1,093	43	\$13.00	\$610,987
-	Charlton				\$0	56	Lanier	915	43	\$13.00	\$511,205
-	Chatham				\$0	3	Laurens	9,375	43	\$13.00	\$5,240,625
-	Chattahoochee				\$0	28	Lee	2,069	43	\$13.00	\$1,156,571
57	Chattooga	900	43	\$13.00	\$503,100	93	Liberty	200	43	\$13.00	\$111,800
-	Cherokee				\$0	-	Lincoln				\$0
97	Clarke	174	43	\$13.00	\$97,109	103	Long	136	43	\$13.00	\$76,024
53	Clay	600	72	\$12.53	\$541,296	42	Lowndes	1,285	42	\$13.00	\$701,610
-	Clayton				\$0	110	Lumpkin	45	43	\$13.00	\$25,155
98	Clinch	165	45	\$13.00	\$96,525	4	Macon	8,600	43	\$13.00	\$4,807,400
-	Cobb				\$0	44	Madison	1,200	43	\$13.00	\$670,800
35	Coffee	1,520	50	\$13.00	\$988,000	59	Marion	854	43	\$13.00	\$477,386
60	Colquitt	777	45	\$13.00	\$454,545	105	McDuffie	101	43	\$13.00	\$56,459
-	Columbia				\$0	-	McIntosh				\$0
32	Cook	1,740	45	\$13.00	\$1,017,900	99	Meriwether	200	40	\$12.00	\$96,000
72	Coweta	487	43	\$13.00	\$272,233	37	Miller	1,673	45	\$13.00	\$978,705
24	Crawford	2,200	45	\$13.00	\$1,287,000	29	Mitchell	1,725	50	\$13.00	\$1,121,250
96	Crisp	176	43	\$13.00	\$98,384	45	Monroe	1,197	43	\$13.00	\$669,123
101	Dade	148	45	\$14.00	\$93,303	112	Montgomery	20	43	\$13.00	\$11,180
-	Dawson				\$0	52	Morgan	850	50	\$13.00	\$552,500
20	Decatur	2,619	43	\$13.00	\$1,464,021	85	Murray	286	43	\$13.00	\$159,874
-	Dekalb				\$0	-	Muscogee				\$0
67	Dodge	559	43	\$13.00	\$312,464	-	Newton				\$0
14	Dooly	3,787	43	\$13.00	\$2,116,933	-	Oconee				\$0
86	Dougherty	260	43	\$13.00	\$145,340	63	Oglethorpe	405	70	\$13.00	\$368,550
-	Douglas				\$0	-	Paulding				\$0
21	Early	1,807	61	\$13.00	\$1,432,951	33	Peach	2,200	45	\$10.25	\$1,014,750
-	Echols				\$0	-	Pickens				\$0
43	Effingham	1,080	45	\$14.00	\$680,400	16	Pierce	2,674	55	\$13.00	\$1,911,910
36	Elbert	2,000	35	\$14.00	\$980,000	95	Pike	184	43	\$13.00	\$102,856
15	Emanuel	3,000	43	\$16.00	\$2,064,000	31	Polk	2,050	42	\$12.75	\$1,097,775
100	Evans	169	43	\$13.00	\$94,661	55	Pulaski	900	45	\$13.00	\$526,500
112	Fannin	20	43	\$13.00	\$11,180	87	Putnam	380	38	\$10.00	\$144,400
-	Fayette				\$0	-	Quitman				\$0
40	Floyd	1,237	55	\$13.00	\$884,455	-	Rabun				\$0
-	Forsyth				\$0	2	Randolph	7,045	65	\$12.53	\$5,737,523
30	Franklin	2,000	43	\$13.00	\$1,118,000	74	Richmond	441	43	\$13.00	\$246,519
-	Fulton				\$0	-	Rockdale				\$0
108	Gilmer	75	43	\$13.00	\$41,925	93	Schley	200	43	\$13.00	\$111,800
26	Glascok	2,200	45	\$12.50	\$1,237,500	62	Screven	952	35	\$13.00	\$433,160

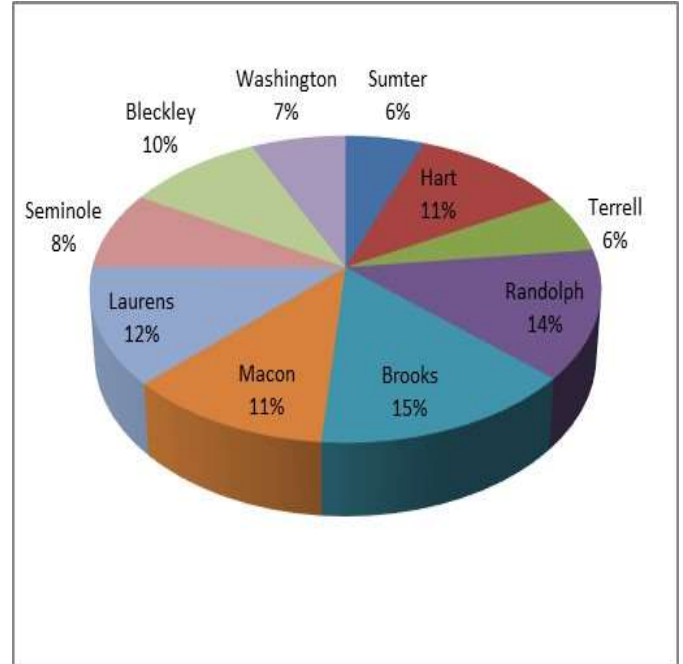
Rank	County	Acres	Bu/Acre	\$/Bu	Farm Gate
7	Seminole	3,554	70	\$14.00	\$3,482,920
64	Spalding	500	44	\$15.00	\$330,000
-	Stephens				\$0
68	Stewart	433	55	\$13.00	\$309,595
10	Sumter	5,741	35	\$12.00	\$2,411,220
-	Talbot				\$0
-	Taliaferro				\$0
18	Tattnall	2,663	43	\$13.00	\$1,488,706
66	Taylor	700	45	\$10.25	\$322,875
73	Telfair	447	43	\$13.00	\$249,873
9	Terrell	3,281	60	\$13.10	\$2,578,866
25	Thomas	2,275	43	\$13.00	\$1,271,725
75	Tift	335	55	\$13.25	\$244,131
23	Toombs	2,332	43	\$13.00	\$1,303,588
-	Towns				\$0
-	Treutlen				\$0
-	Troup				\$0
88	Turner	268	39	\$12.78	\$133,566
34	Twiggs	1,556	50	\$12.75	\$991,950
-	Union				\$0
106	Upton	99	43	\$13.00	\$55,575
54	Walker	948	43	\$13.00	\$529,932
78	Walton	416	43	\$13.00	\$232,544
61	Ware	750	45	\$13.00	\$438,750
46	Warren	1,200	42	\$12.80	\$645,120
8	Washington	3,700	55	\$14.30	\$2,910,050
93	Wayne	200	43	\$13.00	\$111,800
65	Webster	582	43	\$13.00	\$325,338
92	Wheeler	212	43	\$13.00	\$118,508
76	White	300	60	\$13.00	\$234,000
94	Whitfield	190	43	\$13.00	\$106,338
39	Wilcox	1,620	43	\$13.00	\$905,580
-	Wilkes				\$0
84	Wilkinson	296	43	\$13.00	\$165,464
38	Worth	1,529	48	\$13.00	\$954,096

Totals & Avg. 171,676 46.6 \$13.09 \$104,686,295

Percent of Row & Forage 3.36%

Top Ten Counties

For Soybeans



Top Ten Counties by Value - Soybeans

County	Acres	Yield	Price	Farm Gate
Brooks	11,073	43	\$13.00	\$6,189,807
Randolph	7,045	65	\$12.53	\$5,737,523
Laurens	9,375	43	\$13.00	\$5,240,625
Macon	8,600	43	\$13.00	\$4,807,400
Hart	7,420	43	\$15.00	\$4,785,900
Bleckley	5,921	55	\$12.75	\$4,152,101
Seminole	3,554	70	\$14.00	\$3,482,920
Washington	3,700	55	\$14.30	\$2,910,050
Terrell	3,281	60	\$13.10	\$2,578,866
Sumter	5,741	35	\$12.00	\$2,411,220

Straw Farm Gate Value 2023

Rank	County	Acres	Bales/Acre	\$/Bale	Farm Gate	Rank	County	Acres	Bales/Acre	\$/Bale	Farm Gate
22	Appling	400	7	\$65.00	\$182,000	-	Glynn				\$0
-	Atkinson				\$0	-	Gordon				\$0
-	Bacon				\$0	-	Grady				\$0
16	Baker	1,000	5	\$50.00	\$250,000	-	Greene				\$0
-	Baldwin				\$0	-	Gwinnett				\$0
-	Banks				\$0	-	Habersham				\$0
-	Barrow				\$0	-	Hall				\$0
-	Bartow				\$0	-	Hancock				\$0
-	Ben Hill				\$0	-	Haralson				\$0
-	Berrien				\$0	40	Harris	1,800	2	\$3.00	\$12,690
-	Bibb				\$0	-	Hart				\$0
28	Bleckley	600	3	\$60.00	\$108,000	-	Heard				\$0
-	Brantley				\$0	-	Henry				\$0
5	Brooks	4,200	75	\$3.00	\$945,000	26	Houston	800	30	\$5.00	\$120,000
-	Bryan				\$0	-	Irwin				\$0
-	Bulloch				\$0	4	Jackson	2,000	125	\$5.00	\$1,250,000
23	Burke	1,200	4	\$35.00	\$168,000	-	Jasper				\$0
21	Butts	200	200	\$5.00	\$200,000	-	Jeff Davis				\$0
-	Calhoun				\$0	-	Jefferson				\$0
-	Camden				\$0	-	Jenkins				\$0
-	Candler				\$0	13	Johnson	1,600	4	\$45.00	\$288,000
-	Carroll				\$0	-	Jones				\$0
-	Catoosa				\$0	11	Lamar	1,453	50	\$4.25	\$308,762
-	Charlton				\$0	-	Lanier				\$0
-	Chatham				\$0	7	Laurens	4,000	4	\$50.00	\$800,000
-	Chattahoochee				\$0	-	Lee				\$0
-	Chattooga				\$0	-	Liberty				\$0
-	Cherokee				\$0	-	Lincoln				\$0
-	Clarke				\$0	-	Long				\$0
-	Clay				\$0	-	Lowndes				\$0
-	Clayton				\$0	-	Lumpkin				\$0
-	Clinch				\$0	20	Macon	2,000	3	\$35.00	\$210,000
-	Cobb				\$0	-	Madison				\$0
-	Coffee				\$0	39	Marion	1,600	2	\$4.00	\$12,800
27	Colquitt	598	75	\$2.50	\$112,125	-	McDuffie				\$0
-	Columbia				\$0	-	McIntosh				\$0
-	Cook				\$0	-	Meriwether				\$0
-	Coweta				\$0	-	Miller				\$0
30	Crawford	500	3	\$45.00	\$67,500	29	Mitchell	100	200	\$4.00	\$80,000
14	Crisp	1,250	75	\$3.00	\$281,250	-	Monroe				\$0
-	Dade				\$0	-	Montgomery				\$0
-	Dawson				\$0	6	Morgan	1,800	75	\$6.00	\$810,000
-	Decatur				\$0	-	Murray				\$0
-	Dekalb				\$0	-	Muscogee				\$0
12	Dodge	1,500	4	\$50.00	\$300,000	24	Newton	300	80	\$5.50	\$132,000
8	Dooly	1,800	7	\$45.00	\$567,000	-	Oconee				\$0
-	Dougherty				\$0	32	Oglethorpe	100	110	\$5.00	\$55,000
-	Douglas				\$0	-	Paulding				\$0
35	Early	100	100	\$4.00	\$40,000	33	Peach	400	3	\$45.00	\$54,000
-	Echols				\$0	-	Pickens				\$0
-	Effingham				\$0	-	Pierce				\$0
26	Elbert	150	100	\$8.00	\$120,000	-	Pike				\$0
2	Emanuel	220	440	\$25.00	\$2,420,000	10	Polk	175	500	\$4.00	\$350,000
-	Evans				\$0	-	Pulaski				\$0
-	Fannin				\$0	43	Putnam	75	20	\$5.00	\$7,500
-	Fayette				\$0	-	Quitman				\$0
-	Floyd				\$0	-	Rabun				\$0
-	Forsyth				\$0	-	Randolph				\$0
19	Franklin	300	250	\$3.00	\$225,000	-	Richmond				\$0
-	Fulton				\$0	-	Rockdale				\$0
-	Gilmer				\$0	-	Schley				\$0
17	Glascocock	1,600	50	\$3.00	\$240,000	36	Screven	700	2	\$35.00	\$36,750

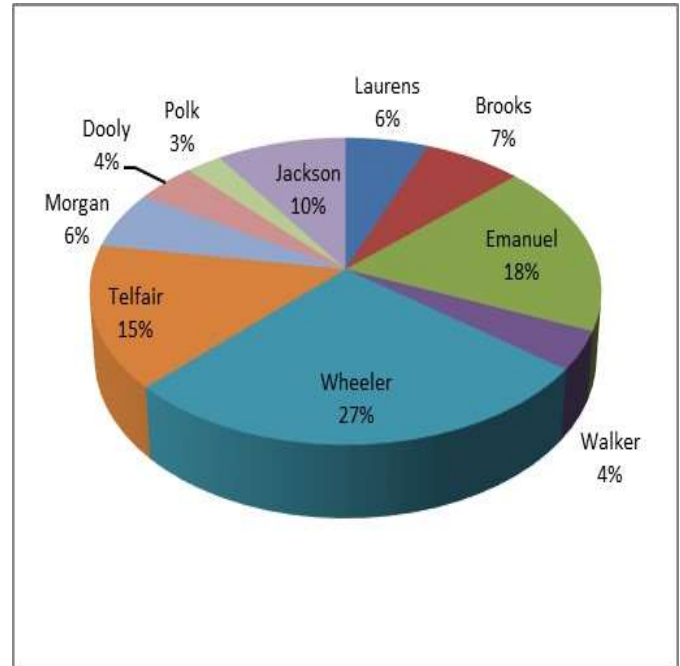
Rank	County	Acres	Bales/Acre	\$/Bale	Farm Gate
-	Seminole				\$0
41	Spalding	55	70	\$2.50	\$9,625
-	Stephens				\$0
-	Stewart				\$0
-	Sumter				\$0
-	Talbot				\$0
-	Taliaferro				\$0
-	Tattnall				\$0
37	Taylor	250	3	\$45.00	\$33,750
3	Telfair	825	48	\$50.00	\$2,000,000
-	Terrell				\$0
-	Thomas				\$0
-	Tift				\$0
38	Toombs	157	3	\$50.00	\$23,560
-	Towns				\$0
-	Treutlen				\$0
-	Troup				\$0
-	Turner				\$0
-	Twiggs				\$0
-	Union				\$0
25	Upson	575	50	\$4.25	\$122,187
9	Walker	650	165	\$5.00	\$536,250
-	Walton				\$0
-	Ware				\$0
18	Warren	1,425	50	\$3.25	\$231,562
15	Washington	2,000	3	\$45.00	\$270,000
-	Wayne				\$0
44	Webster	500	2	\$4.00	\$4,000
1	Wheeler	4,500	200	\$4.00	\$3,600,000
-	White				\$0
-	Whitfield				\$0
-	Wilcox				\$0
42	Wilkes	50	40	\$4.00	\$8,000
34	Wilkinson	239	4	\$50.00	\$47,800
31	Worth	300	5	\$45.00	\$60,750

Totals & Avg. 46,047 57.16 \$6.72 \$17,700,862

Percent of Row & Forage 0.57%

Top Ten Counties

For Straw



Top Ten Counties by Value - Straw

County	Acres	Yield	Price	Farm Gate
Wheeler	4,500	200	\$4.00	\$3,600,000
Emanuel	220	440	\$25.00	\$2,420,000
Telfair	825	48	\$50.00	\$2,000,000
Jackson	2,000	125	\$5.00	\$1,250,000
Brooks	4,200	75	\$3.00	\$945,000
Morgan	1,800	75	\$6.00	\$810,000
Laurens	4,000	4	\$50.00	\$800,000
Dooly	1,800	7	\$45.00	\$567,000
Walker	650	165	\$5.00	\$536,250
Polk	175	500	\$4.00	\$350,000

Tobacco Farm Gate Value 2023

Rank	County	Acres	Lb/Acre	\$/Lb	Farm Gate	Rank	County	Acres	Lb/Acre	\$/Lb	Farm Gate
3	Appling	728	2000	\$2.25	\$3,276,000	-	Glynn				\$0
12	Atkinson	222	2100	\$2.25	\$1,048,950	-	Gordon				\$0
-	Bacon				\$0	-	Grady				\$0
-	Baker				\$0	-	Greene				\$0
-	Baldwin				\$0	-	Gwinnett				\$0
-	Banks				\$0	-	Habersham				\$0
-	Barrow				\$0	-	Hall				\$0
-	Bartow				\$0	-	Hancock				\$0
19	Ben Hill	47	2000	\$2.25	\$209,250	-	Haralson				\$0
1	Berrien	900	2000	\$2.25	\$4,050,000	-	Harris				\$0
-	Bibb				\$0	-	Hart				\$0
-	Bleckley				\$0	-	Heard				\$0
-	Brantley				\$0	-	Henry				\$0
10	Brooks	260	2000	\$2.25	\$1,170,000	-	Houston				\$0
-	Bryan				\$0	16	Irwin	94	2000	\$2.25	\$423,000
-	Bulloch				\$0	-	Jackson				\$0
-	Burke				\$0	-	Jasper				\$0
-	Butts				\$0	13	Jeff Davis	220	2000	\$2.25	\$990,000
-	Calhoun				\$0	-	Jefferson				\$0
-	Camden				\$0	-	Jenkins				\$0
14	Candler	200	2000	\$2.25	\$900,000	-	Johnson				\$0
-	Carroll				\$0	-	Jones				\$0
-	Catoosa				\$0	-	Lamar				\$0
-	Charlton				\$0	11	Lanier	244	2000	\$2.25	\$1,098,135
-	Chatham				\$0	-	Laurens				\$0
-	Chattahoochee				\$0	-	Lee				\$0
-	Chattooga				\$0	-	Liberty				\$0
-	Cherokee				\$0	-	Lincoln				\$0
-	Clarke				\$0	-	Long				\$0
-	Clay				\$0	8	Lowndes	312	2000	\$2.25	\$1,404,000
-	Clayton				\$0	-	Lumpkin				\$0
-	Clinch				\$0	-	Macon				\$0
-	Cobb				\$0	-	Madison				\$0
5	Coffee	610	2000	\$2.25	\$2,745,000	-	Marion				\$0
9	Colquitt	303	2000	\$2.25	\$1,361,250	-	McDuffie				\$0
-	Columbia				\$0	-	McIntosh				\$0
-	Cook				\$0	-	Meriwether				\$0
-	Coweta				\$0	-	Miller				\$0
-	Crawford				\$0	-	Mitchell				\$0
-	Crisp				\$0	-	Monroe				\$0
-	Dade				\$0	-	Montgomery				\$0
-	Dawson				\$0	-	Morgan				\$0
-	Decatur				\$0	-	Murray				\$0
-	Dekalb				\$0	-	Muscogee				\$0
-	Dodge				\$0	-	Newton				\$0
-	Dooly				\$0	-	Oconee				\$0
-	Dougherty				\$0	-	Oglethorpe				\$0
-	Douglas				\$0	-	Paulding				\$0
-	Early				\$0	-	Peach				\$0
7	Echols	325	2000	\$2.25	\$1,462,500	-	Pickens				\$0
17	Effingham	75	2000	\$2.25	\$337,500	4	Pierce	723	1800	\$2.25	\$2,928,150
-	Elbert				\$0	-	Pike				\$0
-	Emanuel				\$0	-	Polk				\$0
21	Evans	28	2000	\$2.25	\$126,000	-	Pulaski				\$0
-	Fannin				\$0	-	Putnam				\$0
-	Fayette				\$0	-	Quitman				\$0
-	Floyd				\$0	-	Rabun				\$0
-	Forsyth				\$0	-	Randolph				\$0
-	Franklin				\$0	-	Richmond				\$0
-	Fulton				\$0	-	Rockdale				\$0
-	Gilmer				\$0	-	Schley				\$0
-	Glascok				\$0	18	Screven	83	1750	\$2.25	\$326,812

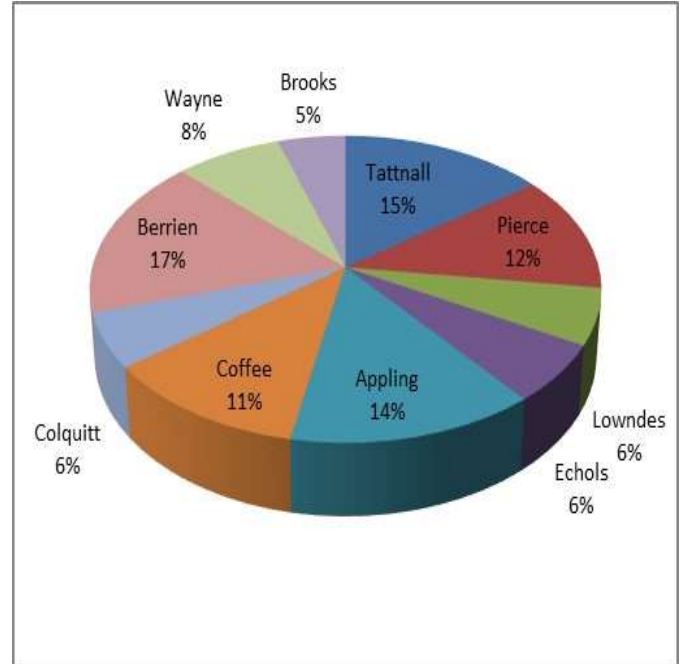
Rank	County	Acres	Lb/Acre	\$/Lb	Farm Gate
-	Seminole				\$0
-	Spalding				\$0
-	Stephens				\$0
-	Stewart				\$0
-	Sumter				\$0
-	Talbot				\$0
-	Taliaferro				\$0
2	Tattnall	781	2000	\$2.25	\$3,515,715
-	Taylor				\$0
20	Telfair	30	2000	\$2.25	\$135,000
-	Terrell				\$0
-	Thomas				\$0
-	Tift				\$0
-	Toombs				\$0
-	Towns				\$0
-	Treutlen				\$0
-	Troup				\$0
-	Turner				\$0
-	Twiggs				\$0
-	Union				\$0
-	Upson				\$0
-	Walker				\$0
-	Walton				\$0
15	Ware	160	2000	\$2.25	\$720,000
-	Warren				\$0
-	Washington				\$0
6	Wayne	361	2250	\$2.25	\$1,827,562
-	Webster				\$0
-	Wheeler				\$0
-	White				\$0
-	Whitfield				\$0
-	Wilcox				\$0
-	Wilkes				\$0
-	Wilkinson				\$0
-	Worth				\$0

Totals & Avg. 6,706 1992.11 \$2.25 \$30,054,825

Percent of Row & Forage 0.97%

Top Ten Counties

For Tobacco



Top Ten Counties by Value - Tobacco

County	Acres	Yield	Price	Farm Gate
Berrien	900	2000	\$2.25	\$4,050,000
Tattnall	781	2000	\$2.25	\$3,515,715
Appling	728	2000	\$2.25	\$3,276,000
Pierce	723	1800	\$2.25	\$2,928,150
Coffee	610	2000	\$2.25	\$2,745,000
Wayne	361	2250	\$2.25	\$1,827,562
Echols	325	2000	\$2.25	\$1,462,500
Lowndes	312	2000	\$2.25	\$1,404,000
Colquitt	303	2000	\$2.25	\$1,361,250
Brooks	260	2000	\$2.25	\$1,170,000

Wheat Farm Gate Value 2023

Rank	County	Acres	Bu/Acre	\$/Bu	Farm Gate	Rank	County	Acres	Bu/Acre	\$/Bu	Farm Gate
59	Appling	446	55	\$5.75	\$141,047	-	Glynn				\$0
-	Atkinson				\$0	48	Gordon	647	55	\$5.75	\$204,613
56	Bacon	527	55	\$5.75	\$166,663	40	Grady	972	50	\$5.75	\$279,450
12	Baker	3,000	50	\$5.75	\$862,500	71	Greene	300	55	\$5.75	\$94,875
100	Baldwin	100	55	\$5.75	\$31,625	-	Gwinnett				\$0
101	Banks	95	50	\$5.75	\$27,312	24	Habersham	1,100	58	\$7.60	\$484,880
-	Barrow				\$0	103	Hall	70	56	\$5.75	\$22,540
91	Bartow	146	55	\$5.75	\$46,172	-	Hancock				\$0
98	Ben Hill	106	55	\$5.70	\$33,231	-	Haralson				\$0
79	Berrien	223	55	\$5.75	\$70,523	74	Harris	275	55	\$5.75	\$86,968
65	Bibb	355	55	\$5.75	\$112,268	6	Hart	4,050	58	\$6.50	\$1,526,850
37	Bleckley	967	55	\$5.75	\$305,813	-	Heard				\$0
-	Brantley				\$0	67	Henry	320	55	\$5.75	\$101,200
18	Brooks	1,858	55	\$5.75	\$587,592	21	Houston	1,718	55	\$5.60	\$529,144
108	Bryan	30	55	\$5.50	\$9,075	60	Irwin	437	55	\$5.75	\$138,201
23	Bulloch	1,576	55	\$5.75	\$498,410	35	Jackson	690	58	\$8.30	\$332,166
7	Burke	4,000	55	\$5.75	\$1,265,000	-	Jasper				\$0
70	Butts	257	55	\$7.00	\$98,945	47	Jeff Davis	650	55	\$5.75	\$205,562
19	Calhoun	1,397	65	\$6.30	\$572,071	8	Jefferson	3,600	56	\$5.75	\$1,159,200
-	Camden				\$0	51	Jenkins	600	55	\$5.75	\$189,750
102	Candler	76	55	\$5.75	\$24,035	25	Johnson	1,250	60	\$5.90	\$442,500
-	Carroll				\$0	104	Jones	50	55	\$5.75	\$15,812
81	Catoosa	200	55	\$5.75	\$63,250	29	Lamar	1,194	58	\$5.75	\$398,199
-	Charlton				\$0	-	Lanier				\$0
-	Chatham				\$0	3	Laurens	6,670	55	\$5.75	\$2,109,387
-	Chattahoochee				\$0	15	Lee	1,680	50	\$7.90	\$663,600
69	Chattooga	315	55	\$5.75	\$99,618	89	Liberty	150	55	\$5.75	\$47,437
-	Cherokee				\$0	106	Lincoln	40	55	\$5.75	\$12,650
63	Clarke	389	55	\$5.75	\$123,116	97	Long	100	58	\$5.75	\$33,350
68	Clay	350	50	\$5.75	\$100,625	66	Lowndes	328	55	\$5.75	\$103,730
-	Clayton				\$0	104	Lumpkin	50	55	\$5.75	\$15,812
-	Clinch				\$0	1	Macon	7,500	55	\$5.75	\$2,371,875
-	Cobb				\$0	31	Madison	1,225	55	\$5.75	\$387,406
75	Coffee	241	58	\$5.75	\$80,373	94	Marion	121	55	\$5.75	\$38,266
52	Colquitt	598	55	\$5.75	\$189,117	-	McDuffie				\$0
-	Columbia				\$0	-	McIntosh				\$0
93	Cook	138	55	\$5.75	\$43,642	85	Meriwether	200	55	\$5.25	\$57,750
87	Coweta	158	55	\$5.75	\$50,071	39	Miller	921	55	\$5.75	\$291,266
14	Crawford	2,100	55	\$5.85	\$675,675	26	Mitchell	1,214	60	\$5.75	\$418,830
49	Crisp	646	55	\$5.75	\$204,297	34	Monroe	1,070	55	\$5.75	\$338,387
96	Dade	106	55	\$6.00	\$34,900	-	Montgomery				\$0
-	Dawson				\$0	10	Morgan	1,854	72	\$7.50	\$1,001,160
41	Decatur	868	55	\$5.75	\$274,505	-	Murray				\$0
-	Dekalb				\$0	-	Muscogee				\$0
86	Dodge	172	55	\$5.75	\$54,334	71	Newton	300	55	\$5.75	\$94,875
4	Dooly	5,737	55	\$5.75	\$1,814,326	92	Oconee	144	55	\$5.75	\$45,540
61	Dougherty	420	55	\$5.75	\$132,825	43	Oglethorpe	800	55	\$5.75	\$253,000
-	Douglas				\$0	-	Paulding				\$0
30	Early	1,227	55	\$5.75	\$388,038	17	Peach	2,000	55	\$5.50	\$605,000
-	Echols				\$0	-	Pickens				\$0
82	Effingham	193	55	\$5.75	\$61,036	36	Pierce	837	65	\$5.75	\$312,828
16	Elbert	2,000	60	\$5.50	\$660,000	83	Pike	191	55	\$5.75	\$60,403
46	Emanuel	750	55	\$5.75	\$237,187	64	Polk	400	55	\$5.25	\$115,500
109	Evans	6	55	\$5.75	\$1,897	20	Pulaski	1,800	55	\$5.75	\$569,250
106	Fannin	40	55	\$5.75	\$12,650	88	Putnam	200	50	\$5.00	\$50,000
-	Fayette				\$0	-	Quitman				\$0
90	Floyd	135	60	\$5.75	\$46,575	-	Rabun				\$0
-	Forsyth				\$0	9	Randolph	3,757	50	\$5.75	\$1,080,186
62	Franklin	400	55	\$5.75	\$126,500	73	Richmond	294	55	\$5.75	\$92,977
-	Fulton				\$0	-	Rockdale				\$0
106	Gilmer	40	55	\$5.75	\$12,650	105	Schley	50	45	\$5.75	\$12,937
27	Glascok	1,450	51	\$5.60	\$414,120	38	Screven	947	55	\$5.75	\$299,488

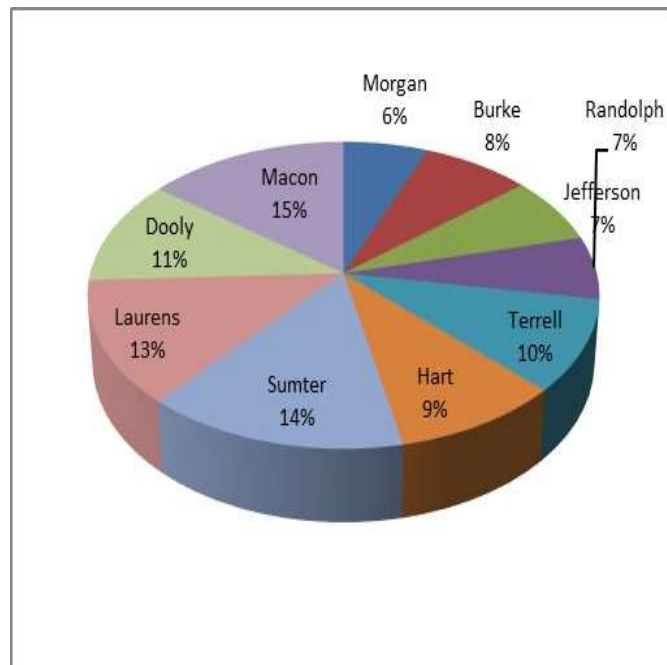
Rank	County	Acres	Bu/Acre	\$/Bu	Farm Gate
32	Seminole	769	70	\$6.80	\$366,044
72	Spalding	300	50	\$6.25	\$93,750
104	Stephens	50	55	\$5.75	\$15,812
76	Stewart	241	55	\$5.75	\$76,216
2	Sumter	6,500	52	\$7.00	\$2,366,000
62	Talbot	400	55	\$5.75	\$126,500
84	Taliaferro	185	55	\$5.75	\$58,506
58	Tattnall	466	55	\$5.75	\$147,378
57	Taylor	500	60	\$5.50	\$165,000
44	Telfair	766	55	\$5.75	\$242,247
5	Terrell	4,385	55	\$6.51	\$1,570,049
45	Thomas	731	55	\$6.00	\$241,230
42	Tift	793	58	\$5.75	\$264,465
55	Toombs	537	58	\$5.75	\$179,089
-	Towns				\$0
95	Treutlen	209	30	\$6.00	\$37,620
-	Troup				\$0
80	Turner	258	51	\$5.31	\$69,868
28	Twiggs	1,265	55	\$5.75	\$400,056
107	Union	30	55	\$5.75	\$9,487
99	Upton	100	55	\$5.75	\$31,732
78	Walker	224	55	\$5.75	\$70,840
53	Walton	582	55	\$5.75	\$184,057
100	Ware	100	55	\$5.75	\$31,625
33	Warren	1,200	51	\$5.60	\$342,720
11	Washington	2,100	65	\$6.75	\$921,375
-	Wayne				\$0
54	Webster	569	55	\$5.75	\$179,946
50	Wheeler	625	55	\$5.75	\$197,656
-	White				\$0
-	Whitfield				\$0
13	Wilcox	2,616	55	\$5.75	\$827,310
43	Wilkes	800	55	\$5.75	\$253,000
77	Wilkinson	239	55	\$5.75	\$75,583
22	Worth	1,622	55	\$5.75	\$512,957

Totals & Avg. 115,766 55.46 \$6.00 \$38,506,557

Percent of Row & Forage 1.24%

Top Ten Counties

For Wheat



Top Ten Counties by Value - Wheat

County	Acres	Yield	Price	Farm Gate
Macon	7,500	55	\$5.75	\$2,371,875
Sumter	6,500	52	\$7.00	\$2,366,000
Laurens	6,670	55	\$5.75	\$2,109,387
Dooly	5,737	55	\$5.75	\$1,814,326
Terrell	4,385	55	\$6.51	\$1,570,049
Hart	4,050	58	\$6.50	\$1,526,850
Burke	4,000	55	\$5.75	\$1,265,000
Jefferson	3,600	56	\$5.75	\$1,159,200
Randolph	3,757	50	\$5.75	\$1,080,186
Morgan	1,854	72	\$7.50	\$1,001,160

Miscellaneous Row And Forage Crops Farm Gate Value 2023

Rank	County	Farm Gate	Rank	County	Farm Gate	Rank	County	Farm Gate
-	Appling	\$0	-	Fayette	\$0	32	Peach	\$225,000
-	Atkinson	\$0	72	Floyd	\$12,600	68	Pickens	\$19,500
75	Bacon	\$8,977	67	Forsyth	\$22,360	41	Pierce	\$135,000
44	Baker	\$123,000	69	Franklin	\$18,375	90	Pike	\$401
-	Baldwin	\$0	-	Fulton	\$0	45	Polk	\$120,750
81	Banks	\$5,760	-	Gilmer	\$0	-	Pulaski	\$0
-	Barrow	\$0	15	Glascocock	\$552,450	25	Putnam	\$356,000
47	Bartow	\$112,406	-	Glynn	\$0	78	Quitman	\$8,190
-	Ben Hill	\$0	27	Gordon	\$332,913	-	Rabun	\$0
89	Berrien	\$458	-	Grady	\$0	63	Randolph	\$35,490
46	Bibb	\$120,610	-	Greene	\$0	84	Richmond	\$3,700
-	Bleckley	\$0	-	Gwinnett	\$0	70	Rockdale	\$17,000
82	Brantley	\$4,500	-	Habersham	\$0	-	Schley	\$0
35	Brooks	\$189,000	34	Hall	\$204,133	2	Screven	\$2,672,282
-	Bryan	\$0	-	Hancock	\$0	16	Seminole	\$544,608
-	Bulloch	\$0	-	Haralson	\$0	56	Spalding	\$87,625
54	Burke	\$91,640	-	Harris	\$0	77	Stephens	\$8,250
71	Butts	\$13,642	43	Hart	\$129,630	50	Stewart	\$104,500
51	Calhoun	\$100,990	-	Heard	\$0	30	Sumter	\$232,680
-	Camden	\$0	-	Henry	\$0	-	Talbot	\$0
61	Candler	\$65,952	-	Houston	\$0	-	Taliaferro	\$0
-	Carroll	\$0	-	Irwin	\$0	21	Tattnall	\$408,994
-	Catoosa	\$0	6	Jackson	\$1,876,420	62	Taylor	\$57,500
-	Charlton	\$0	-	Jasper	\$0	17	Telfair	\$530,569
-	Chatham	\$0	12	Jeff Davis	\$674,000	-	Terrell	\$0
-	Chattahoochee	\$0	13	Jefferson	\$579,600	57	Thomas	\$85,720
-	Chattooga	\$0	-	Jenkins	\$0	14	Tift	\$578,510
-	Cherokee	\$0	18	Johnson	\$447,600	76	Toombs	\$8,760
-	Clarke	\$0	74	Jones	\$9,000	53	Towns	\$96,000
-	Clay	\$0	42	Lamar	\$130,216	93	Treutlen	\$45
-	Clayton	\$0	88	Lanier	\$690	87	Troup	\$1,118
64	Clinch	\$31,600	20	Laurens	\$410,656	-	Turner	\$0
-	Cobb	\$0	10	Lee	\$877,920	85	Twiggs	\$3,200
23	Coffee	\$361,795	-	Liberty	\$0	60	Union	\$72,000
5	Colquitt	\$2,328,600	-	Lincoln	\$0	91	Upson	\$168
-	Columbia	\$0	-	Long	\$0	-	Walker	\$0
73	Cook	\$10,723	37	Lowndes	\$175,500	-	Walton	\$0
-	Coweta	\$0	-	Lumpkin	\$0	-	Ware	\$0
39	Crawford	\$147,300	38	Macon	\$172,287	36	Warren	\$180,870
8	Crisp	\$1,177,780	31	Madison	\$230,400	9	Washington	\$1,019,625
-	Dade	\$0	59	Marion	\$77,798	-	Wayne	\$0
55	Dawson	\$90,000	79	McDuffie	\$7,980	48	Webster	\$109,024
7	Decatur	\$1,865,700	-	McIntosh	\$0	19	Wheeler	\$412,751
-	Dekalb	\$0	-	Meriwether	\$0	58	White	\$85,680
26	Dodge	\$349,937	3	Miller	\$2,668,380	-	Whitfield	\$0
22	Dooly	\$392,750	4	Mitchell	\$2,506,450	33	Wilcox	\$215,400
66	Dougherty	\$30,600	28	Monroe	\$322,708	49	Wilkes	\$105,306
-	Douglas	\$0	86	Montgomery	\$1,635	65	Wilkinson	\$31,500
40	Early	\$137,600	1	Morgan	\$56,700,000	29	Worth	\$314,917
-	Echols	\$0	-	Murray	\$0	Totals & Avg. \$87,092,848		
11	Effingham	\$831,000	-	Muscogee	\$0	Percent of Row & Forage		
-	Elbert	\$0	80	Newton	\$6,972	2.80%		
52	Emanuel	\$97,500	83	Oconee	\$4,209			
24	Evans	\$361,440	92	Oglethorpe	\$60			
-	Fannin	\$0	-	Paulding	\$0			

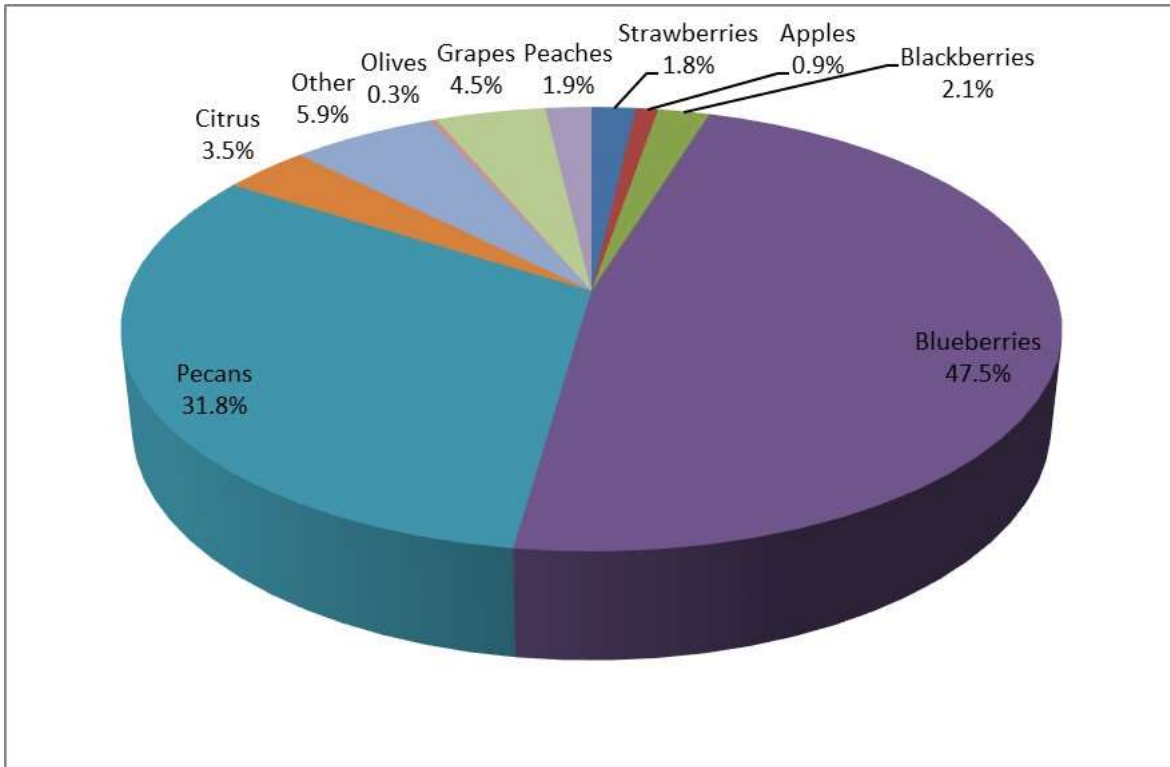
Total Row and Forage Crops Value

Rank	County	Farm Gate	Rank	County	Farm Gate	Rank	County	Farm Gate
24	Appling	\$46,132,148	146	Fannin	\$309,376	66	Oglethorpe	\$10,185,539
35	Atkinson	\$37,230,085	149	Fayette	\$89,142	127	Paulding	\$1,083,522
47	Bacon	\$23,525,147	64	Floyd	\$11,110,606	83	Peach	\$6,520,915
18	Baker	\$55,981,363	126	Forsyth	\$1,088,592	132	Pickens	\$879,412
110	Baldwin	\$2,366,854	77	Franklin	\$7,938,931	34	Pierce	\$37,247,838
95	Banks	\$4,139,352	144	Fulton	\$355,972	99	Pike	\$3,170,511
112	Barrow	\$2,262,620	108	Gilmer	\$2,511,278	65	Polk	\$10,267,254
79	Bartow	\$7,637,178	57	Glascocock	\$14,750,727	36	Pulaski	\$36,376,601
45	Ben Hill	\$23,883,176	-	Glynn	\$0	89	Putnam	\$5,541,865
14	Berrien	\$62,746,500	63	Gordon	\$12,459,842	114	Quitman	\$2,189,924
120	Bibb	\$1,637,716	30	Grady	\$43,060,393	152	Rabun	\$35,218
43	Bleckley	\$29,195,622	90	Greene	\$4,742,234	27	Randolph	\$44,662,674
111	Brantley	\$2,345,723	145	Gwinnett	\$336,000	136	Richmond	\$680,461
15	Brooks	\$60,890,644	82	Habersham	\$7,297,637	142	Rockdale	\$387,115
140	Bryan	\$514,433	91	Hall	\$4,632,659	105	Schley	\$2,766,416
12	Bulloch	\$69,080,524	134	Hancock	\$798,800	26	Screven	\$45,268,921
9	Burke	\$77,830,091	86	Haralson	\$6,184,725	11	Seminole	\$74,607,958
135	Butts	\$682,329	103	Harris	\$2,910,508	117	Spalding	\$1,880,131
17	Calhoun	\$60,534,886	32	Hart	\$41,376,085	116	Stephens	\$1,894,525
153	Camden	\$17,278	139	Heard	\$536,207	71	Stewart	\$8,474,893
51	Candler	\$18,190,375	128	Henry	\$1,073,508	19	Sumter	\$55,735,097
72	Carroll	\$8,414,828	68	Houston	\$9,589,675	147	Talbot	\$272,960
119	Catoosa	\$1,683,857	13	Irwin	\$64,941,316	131	Taliaferro	\$996,256
137	Charlton	\$632,120	58	Jackson	\$14,136,823	42	Tattnall	\$29,198,870
150	Chatham	\$82,500	98	Jasper	\$3,332,129	94	Taylor	\$4,193,034
-	Chattahoochee	\$0	38	Jeff Davis	\$32,984,391	46	Telfair	\$23,727,403
104	Chattooga	\$2,902,673	20	Jefferson	\$53,286,019	16	Terrell	\$60,584,010
118	Cherokee	\$1,860,000	40	Jenkins	\$32,551,251	29	Thomas	\$43,223,859
130	Clarke	\$1,007,539	60	Johnson	\$13,442,525	23	Tift	\$47,505,967
55	Clay	\$16,020,467	106	Jones	\$2,749,432	49	Toombs	\$20,153,229
-	Clayton	\$0	85	Lamar	\$6,233,615	133	Towns	\$857,104
121	Clinch	\$1,561,349	54	Lanier	\$17,139,737	93	Treutlen	\$4,275,329
148	Cobb	\$100,750	39	Laurens	\$32,846,188	125	Troup	\$1,205,565
8	Coffee	\$79,502,418	28	Lee	\$43,320,374	31	Turner	\$42,484,002
5	Colquitt	\$92,857,022	138	Liberty	\$629,369	80	Twiggs	\$7,555,121
143	Columbia	\$363,312	88	Lincoln	\$5,592,650	101	Union	\$3,053,577
37	Cook	\$34,181,757	129	Long	\$1,056,137	97	Upson	\$3,700,543
96	Coweta	\$4,062,051	53	Lowndes	\$17,403,301	70	Walker	\$9,368,500
78	Crawford	\$7,766,692	109	Lumpkin	\$2,387,454	122	Walton	\$1,285,811
25	Crisp	\$45,807,492	21	Macon	\$49,862,282	56	Ware	\$15,607,389
107	Dade	\$2,663,650	50	Madison	\$18,652,933	81	Warren	\$7,427,092
124	Dawson	\$1,244,427	74	Marion	\$8,024,615	48	Washington	\$21,003,400
4	Decatur	\$92,936,053	113	McDuffie	\$2,243,543	44	Wayne	\$27,204,085
-	Dekalb	\$0	-	McIntosh	\$0	52	Webster	\$18,026,963
41	Dodge	\$30,394,227	123	Meriwether	\$1,274,205	61	Wheeler	\$13,120,682
2	Dooly	\$103,058,995	6	Miller	\$82,457,875	76	White	\$7,995,230
69	Dougherty	\$9,564,724	1	Mitchell	\$123,513,579	102	Whitfield	\$2,924,114
-	Douglas	\$0	92	Monroe	\$4,462,867	22	Wilcox	\$49,427,419
10	Early	\$75,303,375	67	Montgomery	\$9,626,248	62	Wilkes	\$12,691,360
100	Echols	\$3,062,327	7	Morgan	\$81,829,923	115	Wilkinson	\$2,180,746
59	Effingham	\$13,738,497	87	Murray	\$5,941,911	3	Worth	\$97,052,130
84	Elbert	\$6,499,200	151	Muscogee	\$81,771		Totals & Avg.	\$3,112,540,713
33	Emanuel	\$38,443,445	75	Newton	\$8,013,030			
73	Evans	\$8,283,972	141	Oconee	\$387,956			

2023 Georgia Fruits and Nuts Farm Gate Value

\$1,109,730,574

Fruits and Nuts 2023 Farm Gate Value



Apples Farm Gate Value 2023

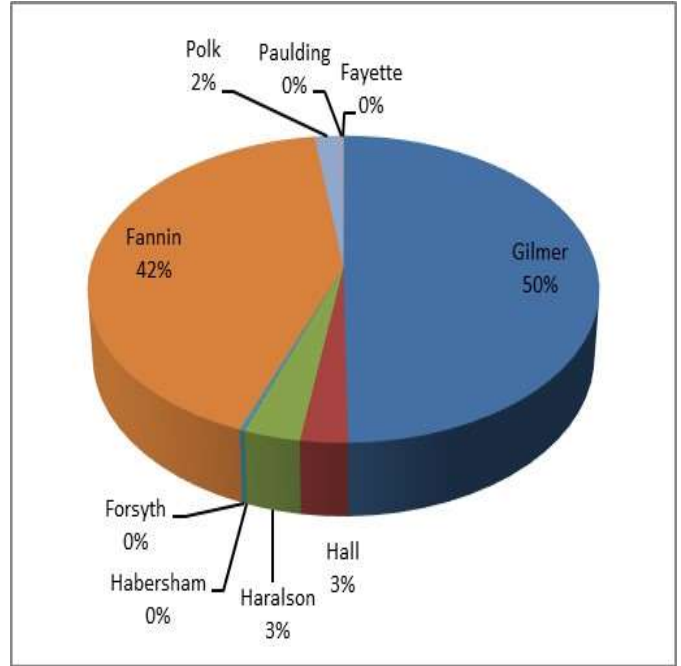
Rank	County	Acres	Farm gate Value	Rank	County	Acres	Farm gate Value
-	Appling		\$0	-	Glynn		\$0
-	Atkinson		\$0	-	Gordon		\$0
-	Bacon		\$0	-	Grady		\$0
-	Baker		\$0	-	Greene		\$0
-	Baldwin		\$0	-	Gwinnett		\$0
-	Banks		\$0	9	Habersham	4	\$3,600
-	Barrow		\$0	4	Hall	8	\$262,373
-	Bartow		\$0	-	Hancock		\$0
-	Ben Hill		\$0	3	Haralson	20	\$315,000
-	Berrien		\$0	-	Harris		\$0
-	Bibb		\$0	-	Hart		\$0
-	Bleckley		\$0	-	Heard		\$0
-	Brantley		\$0	-	Henry		\$0
-	Brooks		\$0	-	Houston		\$0
-	Bryan		\$0	-	Irwin		\$0
-	Bulloch		\$0	-	Jackson		\$0
-	Burke		\$0	-	Jasper		\$0
-	Butts		\$0	-	Jeff Davis		\$0
-	Calhoun		\$0	-	Jefferson		\$0
-	Camden		\$0	-	Jenkins		\$0
-	Candler		\$0	-	Johnson		\$0
-	Carroll		\$0	-	Jones		\$0
-	Catoosa		\$0	-	Lamar		\$0
-	Charlton		\$0	-	Lanier		\$0
-	Chatham		\$0	-	Laurens		\$0
-	Chattahoochee		\$0	-	Lee		\$0
-	Chattooga		\$0	-	Liberty		\$0
-	Cherokee		\$0	-	Lincoln		\$0
-	Clarke		\$0	-	Long		\$0
-	Clay		\$0	-	Lowndes		\$0
-	Clayton		\$0	-	Lumpkin		\$0
-	Clinch		\$0	-	Macon		\$0
-	Cobb		\$0	-	Madison		\$0
-	Coffee		\$0	-	Marion		\$0
-	Colquitt		\$0	-	McDuffie		\$0
-	Columbia		\$0	-	McIntosh		\$0
-	Cook		\$0	-	Meriwether		\$0
-	Coweta		\$0	-	Miller		\$0
-	Crawford		\$0	-	Mitchell		\$0
-	Crisp		\$0	-	Monroe		\$0
-	Dade		\$0	-	Montgomery		\$0
-	Dawson		\$0	-	Morgan		\$0
-	Decatur		\$0	-	Murray		\$0
-	Dekalb		\$0	-	Muscogee		\$0
-	Dodge		\$0	-	Newton		\$0
-	Dooly		\$0	-	Oconee		\$0
-	Dougherty		\$0	-	Oglethorpe		\$0
-	Douglas		\$0	7	Paulding	2	\$10,800
-	Early		\$0	-	Peach		\$0
-	Echols		\$0	-	Pickens		\$0
-	Effingham		\$0	-	Pierce		\$0
-	Elbert		\$0	-	Pike		\$0
-	Emanuel		\$0	5	Polk	15	\$193,750
-	Evans		\$0	-	Pulaski		\$0
2	Fannin	300	\$4,230,000	-	Putnam		\$0
8	Fayette	1	\$6,075	-	Quitman		\$0
-	Floyd		\$0	-	Rabun		\$0
6	Forsyth	4	\$24,000	-	Randolph		\$0
-	Franklin		\$0	-	Richmond		\$0
-	Fulton		\$0	-	Rockdale		\$0
1	Gilmer	375	\$4,995,000	-	Schley		\$0
-	Glascock		\$0	-	Screven		\$0

Rank	County	Acres	Farm gate Value
-	Seminole		\$0
-	Spalding		\$0
-	Stephens		\$0
-	Stewart		\$0
-	Sumter		\$0
-	Talbot		\$0
-	Taliaferro		\$0
-	Tattall		\$0
-	Taylor		\$0
-	Telfair		\$0
-	Terrell		\$0
-	Thomas		\$0
-	Tift		\$0
-	Toombs		\$0
-	Towns		\$0
-	Treutlen		\$0
-	Troup		\$0
-	Turner		\$0
-	Twiggs		\$0
-	Union		\$0
-	Upson		\$0
-	Walker		\$0
-	Walton		\$0
-	Ware		\$0
-	Warren		\$0
-	Washington		\$0
-	Wayne		\$0
-	Webster		\$0
-	Wheeler		\$0
-	White		\$0
-	Whitfield		\$0
-	Wilcox		\$0
-	Wilkes		\$0
-	Wilkinson		\$0
-	Worth		\$0

Totals & Avg. 729 \$10,040,598

Percent of Fruits & Nuts 0.90%

**Top Ten Counties
For Apples**



Top Ten Counties by Value - Apples

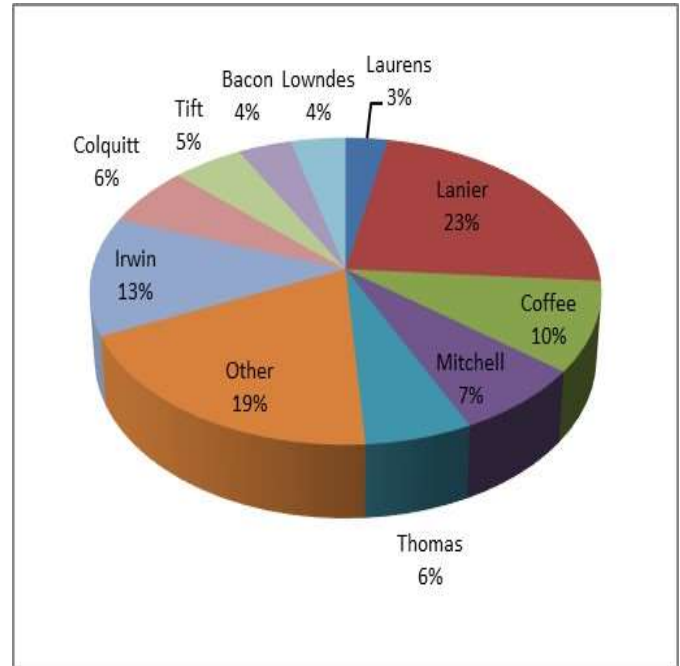
County	Acres	Farm gate Value
Gilmer	375	\$4,995,000
Fannin	300	\$4,230,000
Haralson	20	\$315,000
Hall	8	\$262,373
Polk	15	\$193,750
Forsyth	4	\$24,000
Paulding	2	\$10,800
Fayette	1	\$6,075
Habersham	4	\$3,600
Appling		\$0

Blackberries Farm Gate Value 2023

Rank	County	Acres	Farm gate Value	Rank	County	Acres	Farm gate Value
-	Appling		\$0	-	Glynn		\$0
16	Atkinson	12	\$219,240	-	Gordon		\$0
9	Bacon	75	\$900,000	-	Grady		\$0
-	Baker		\$0	35	Greene	1	\$25,000
-	Baldwin		\$0	-	Gwinnett		\$0
-	Banks		\$0	26	Habersham	5	\$80,000
48	Barrow	1	\$4,000	11	Hall	6	\$671,400
-	Bartow		\$0	-	Hancock		\$0
-	Ben Hill		\$0	-	Haralson		\$0
-	Berrien		\$0	23	Harris	3	\$96,000
-	Bibb		\$0	-	Hart		\$0
-	Bleckley		\$0	-	Heard		\$0
15	Brantley	20	\$316,800	40	Henry	3	\$15,000
-	Brooks		\$0	-	Houston		\$0
-	Bryan		\$0	2	Irwin	151	\$2,899,200
-	Bulloch		\$0	39	Jackson	4	\$16,000
-	Burke		\$0	32	Jasper	2	\$56,000
25	Butts	5	\$81,250	-	Jeff Davis		\$0
-	Calhoun		\$0	47	Jefferson	1	\$5,250
-	Camden		\$0	-	Jenkins		\$0
-	Candler		\$0	-	Johnson		\$0
34	Carroll	5	\$45,000	-	Jones		\$0
-	Catoosa		\$0	-	Lamar		\$0
-	Charlton		\$0	1	Lanier	172	\$5,358,912
48	Chatham	2	\$4,000	10	Laurens	37	\$710,400
-	Chattahoochee		\$0	-	Lee		\$0
-	Chattooga		\$0	-	Liberty		\$0
31	Cherokee	1	\$60,000	33	Lincoln	2	\$50,000
-	Clarke		\$0	-	Long		\$0
-	Clay		\$0	8	Lowndes	23	\$920,000
-	Clayton		\$0	-	Lumpkin		\$0
17	Clinch	25	\$187,500	-	Macon		\$0
-	Cobb		\$0	30	Madison	2	\$63,000
3	Coffee	148	\$2,183,000	-	Marion		\$0
5	Colquitt	81	\$1,479,870	-	McDuffie		\$0
13	Columbia	45	\$428,175	-	McIntosh		\$0
12	Cook	29	\$444,048	20	Meriwether	10	\$127,500
-	Coweta		\$0	-	Miller		\$0
-	Crawford		\$0	4	Mitchell	24	\$1,696,500
-	Crisp		\$0	-	Monroe		\$0
44	Dade	1	\$6,200	-	Montgomery		\$0
28	Dawson	3	\$72,000	42	Morgan	2	\$8,000
-	Decatur		\$0	49	Murray	3	\$2,850
-	Dekalb		\$0	-	Muscogee		\$0
-	Dodge		\$0	24	Newton	6	\$88,200
-	Dooly		\$0	-	Oconee		\$0
-	Dougherty		\$0	-	Oglethorpe		\$0
-	Douglas		\$0	36	Paulding	2	\$24,000
-	Early		\$0	-	Peach		\$0
-	Echols		\$0	-	Pickens		\$0
51	Effingham	1	\$600	19	Pierce	10	\$144,000
-	Elbert		\$0	46	Pike	2	\$5,952
-	Emanuel		\$0	14	Polk	20	\$400,000
-	Evans		\$0	-	Pulaski		\$0
29	Fannin	4	\$70,000	50	Putnam	1	\$2,100
22	Fayette	3	\$105,000	-	Quitman		\$0
32	Floyd	1	\$56,000	43	Rabun	5	\$7,500
36	Forsyth	1	\$24,000	41	Randolph	4	\$12,000
-	Franklin		\$0	-	Richmond		\$0
-	Fulton		\$0	-	Rockdale		\$0
-	Gilmer		\$0	-	Schley		\$0
-	Glascok		\$0	-	Screven		\$0

Rank	County	Acres	Farm gate Value
-	Seminole		\$0
38	Spalding	1	\$21,000
-	Stephens		\$0
-	Stewart		\$0
-	Sumter		\$0
-	Talbot		\$0
-	Taliaferro		\$0
-	Tattall		\$0
-	Taylor		\$0
-	Telfair		\$0
-	Terrell		\$0
6	Thomas	55	\$1,375,000
7	Tift	46	\$1,184,000
21	Toombs	6	\$121,800
-	Towns		\$0
-	Treutlen		\$0
-	Troup		\$0
-	Turner		\$0
-	Twiggs		\$0
18	Union	4	\$160,000
-	Upton		\$0
45	Walker	1	\$6,000
-	Walton		\$0
37	Ware	3	\$23,100
-	Warren		\$0
-	Washington		\$0
-	Wayne		\$0
43	Webster	5	\$7,500
-	Wheeler		\$0
-	White		\$0
-	Whitfield		\$0
-	Wilcox		\$0
-	Wilkes		\$0
-	Wilkinson		\$0
27	Worth	22	\$77,000
Totals & Avg.		1,107	\$23,146,847
Percent of Fruits & Nuts		2.09%	

Top Ten Counties
For Blackberries



Top Ten Counties by Value - Blackberries

County	Acres	Farm gate Value
Lanier	172	\$5,358,912
Irwin	151	\$2,899,200
Coffee	148	\$2,183,000
Mitchell	24	\$1,696,500
Colquitt	81	\$1,479,870
Thomas	55	\$1,375,000
Tift	46	\$1,184,000
Lowndes	23	\$920,000
Bacon	75	\$900,000
Laurens	37	\$710,400

Blueberries Farm Gate Value 2023

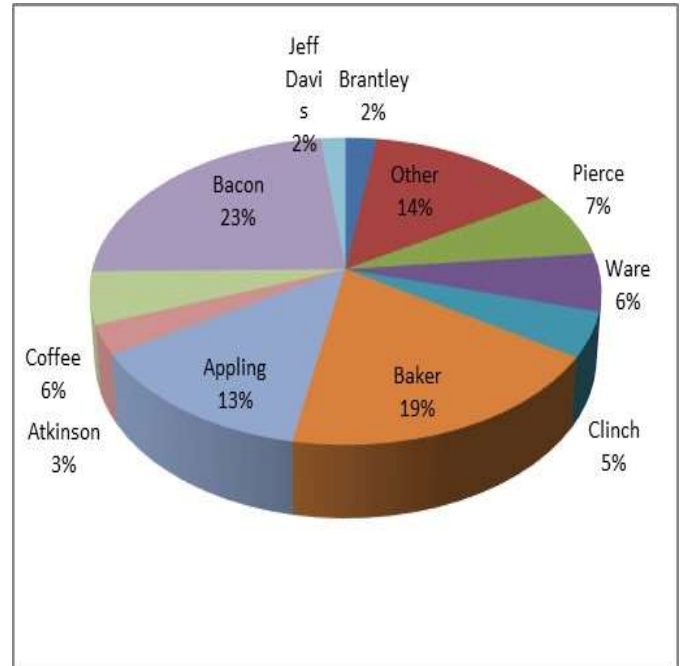
Rank	County	Acres	Farm gate Value	Rank	County	Acres	Farm gate Value
3	Appling	4,400	\$70,108,000	42	Glynn	19	\$525,600
8	Atkinson	968	\$16,198,105	101	Gordon	4	\$37,050
1	Bacon	7,614	\$123,231,770	-	Grady		\$0
2	Baker	501	\$99,059,196	82	Greene	6	\$77,880
62	Baldwin	15	\$204,900	78	Gwinnett	4	\$100,000
-	Banks		\$0	35	Habersham	40	\$624,000
119	Barrow	1	\$10,000	34	Hall	41	\$652,100
113	Bartow	2	\$13,500	108	Hancock	4	\$19,440
48	Ben Hill	21	\$363,000	94	Haralson	50	\$52,200
14	Berrien	393	\$5,765,485	66	Harris	7	\$168,000
-	Bibb		\$0	96	Hart	8	\$50,740
-	Bleckley		\$0	-	Heard		\$0
9	Brantley	862	\$11,895,600	93	Henry	5	\$53,790
110	Brooks	1	\$18,395	122	Houston	1	\$5,250
-	Bryan		\$0	20	Irwin	143	\$1,856,140
90	Bulloch	5	\$64,900	67	Jackson	14	\$150,450
97	Burke	25	\$48,675	95	Jasper	4	\$51,920
60	Butts	15	\$246,675	10	Jeff Davis	506	\$9,483,720
38	Calhoun	57	\$600,800	114	Jefferson	2	\$13,200
21	Camden	111	\$1,705,460	59	Jenkins	20	\$259,600
36	Candler	48	\$623,040	30	Johnson	41	\$705,000
43	Carroll	35	\$446,210	99	Jones	3	\$44,355
-	Catoosa		\$0	-	Lamar		\$0
-	Charlton		\$0	11	Lanier	476	\$7,857,366
70	Chatham	15	\$145,530	120	Laurens	1	\$5,900
-	Chattahoochee		\$0	47	Lee	28	\$363,440
98	Chattooga	15	\$45,000	106	Liberty	5	\$25,000
57	Cherokee	15	\$262,500	89	Lincoln	4	\$65,960
111	Clarke	2	\$15,647	28	Long	72	\$934,560
-	Clay		\$0	13	Lowndes	395	\$6,450,200
-	Clayton		\$0	53	Lumpkin	4	\$300,000
7	Clinch	1,680	\$24,709,355	75	Macon	10	\$106,200
107	Cobb	2	\$22,500	41	Madison	19	\$535,940
6	Coffee	1,727	\$29,076,687	81	Marion	5	\$82,600
22	Colquitt	118	\$1,656,984	116	McDuffie	8	\$12,272
26	Columbia	100	\$1,078,000	15	McIntosh	306	\$4,997,500
24	Cook	73	\$1,342,835	52	Meriwether	25	\$306,250
-	Coweta		\$0	25	Miller	96	\$1,188,000
125	Crawford	2	\$1,875	16	Mitchell	153	\$2,803,605
-	Crisp		\$0	54	Monroe	21	\$297,220
63	Dade	18	\$202,250	65	Montgomery	16	\$186,976
71	Dawson	11	\$129,800	39	Morgan	47	\$582,200
45	Decatur	28	\$401,345	123	Murray	5	\$3,780
-	Dekalb		\$0	-	Muscogee		\$0
87	Dodge	5	\$67,885	64	Newton	16	\$199,760
-	Dooly		\$0	88	Oconee	11	\$66,000
19	Dougherty	107	\$1,930,080	59	Oglethorpe	20	\$259,600
-	Douglas		\$0	72	Paulding	7	\$124,500
-	Early		\$0	124	Peach	1	\$2,500
12	Echols	500	\$7,785,000	76	Pickens	33	\$105,840
51	Effingham	25	\$348,750	4	Pierce	2,215	\$36,873,200
18	Elbert	72	\$1,988,800	121	Pike	4	\$5,760
37	Emanuel	70	\$611,100	40	Polk	50	\$577,500
-	Evans		\$0	-	Pulaski		\$0
61	Fannin	12	\$217,935	83	Putnam	5	\$76,050
91	Fayette	3	\$61,875	-	Quitman		\$0
49	Floyd	9	\$360,000	77	Rabun	9	\$104,900
74	Forsyth	7	\$109,150	117	Randolph	2	\$11,600
-	Franklin		\$0	-	Richmond		\$0
85	Fulton	5	\$70,470	103	Rockdale	10	\$28,320
33	Gilmer	42	\$656,685	90	Schley	5	\$64,900
104	Glascocock	2	\$27,000	46	Screven	25	\$376,200

Rank	County	Acres	Farm gate Value
119	Seminole	1	\$10,000
100	Spalding	3	\$40,920
115	Stephens	4	\$13,000
-	Stewart		\$0
56	Sumter	20	\$273,625
32	Talbot	45	\$692,400
-	Taliaferro		\$0
102	Tattnall	2	\$35,000
118	Taylor	5	\$11,250
29	Telfair	42	\$755,270
80	Terrell	6	\$82,800
31	Thomas	38	\$699,010
73	Tift	7	\$113,575
50	Toombs	30	\$354,000
69	Towns	10	\$146,045
126	Treutlen	10	\$236
68	Troup	8	\$146,100
79	Turner	26	\$96,200
105	Twiggs	2	\$25,960
58	Union	18	\$260,445
112	Upson	1	\$14,160
84	Walker	15	\$75,000
17	Walton	210	\$2,725,800
5	Ware	2,160	\$32,043,900
109	Warren	2	\$19,200
86	Washington	6	\$69,750
27	Wayne	75	\$960,030
-	Webster		\$0
55	Wheeler	15	\$275,925
-	White		\$0
44	Whitfield	25	\$405,625
23	Wilcox	75	\$1,353,900
-	Wilkes		\$0
120	Wilkinson	1	\$5,900
92	Worth	3	\$55,185

Totals & Avg. 27,635 \$526,600,995

Percent of Fruits & Nuts 47.45%

Top Ten Counties For Blueberries



Top Ten Counties by Value - Blueberries

County	Acres	Farm gate Value
Bacon	7,614	\$123,231,770
Baker	501	\$99,059,196
Appling	4,400	\$70,108,000
Pierce	2,215	\$36,873,200
Ware	2,160	\$32,043,900
Coffee	1,727	\$29,076,687
Clinch	1,680	\$24,709,355
Atkinson	968	\$16,198,105
Brantley	862	\$11,895,600
Jeff Davis	506	\$9,483,720

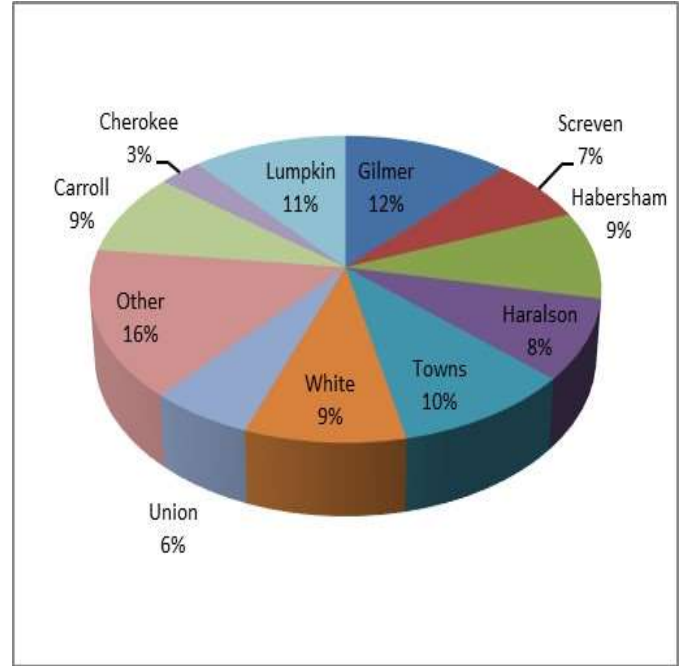
Grapes Farm Gate Value 2023

Rank	County	Acres	Farm gate Value	Rank	County	Acres	Farm gate Value
28	Appling	11	\$55,000	-	Glynn		\$0
-	Atkinson		\$0	-	Gordon		\$0
-	Bacon		\$0	-	Grady		\$0
41	Baker	1	\$6,000	-	Greene		\$0
-	Baldwin		\$0	-	Gwinnett		\$0
-	Banks		\$0	4	Habersham	48	\$4,608,000
-	Barrow		\$0	20	Hall	7	\$162,400
33	Bartow	6	\$31,500	24	Hancock	30	\$78,750
-	Ben Hill		\$0	7	Haralson	40	\$4,200,000
-	Berrien		\$0	-	Harris		\$0
-	Bibb		\$0	-	Hart		\$0
-	Bleckley		\$0	-	Heard		\$0
-	Brantley		\$0	-	Henry		\$0
-	Brooks		\$0	-	Houston		\$0
-	Bryan		\$0	-	Irwin		\$0
-	Bulloch		\$0	40	Jackson	4	\$8,000
-	Burke		\$0	-	Jasper		\$0
26	Butts	5	\$58,950	-	Jeff Davis		\$0
13	Calhoun	180	\$900,000	-	Jefferson		\$0
-	Camden		\$0	-	Jenkins		\$0
-	Candler		\$0	-	Johnson		\$0
6	Carroll	52	\$4,368,000	-	Jones		\$0
-	Catoosa		\$0	-	Lamar		\$0
-	Charlton		\$0	-	Lanier		\$0
-	Chatham		\$0	-	Laurens		\$0
-	Chattahoochee		\$0	-	Lee		\$0
14	Chattooga	75	\$843,750	-	Liberty		\$0
10	Cherokee	17	\$1,530,000	-	Lincoln		\$0
-	Clarke		\$0	-	Long		\$0
-	Clay		\$0	-	Lowndes		\$0
-	Clayton		\$0	2	Lumpkin	97	\$5,587,200
-	Clinch		\$0	-	Macon		\$0
-	Cobb		\$0	18	Madison	30	\$292,500
-	Coffee		\$0	-	Marion		\$0
22	Colquitt	20	\$100,000	-	McDuffie		\$0
-	Columbia		\$0	-	McIntosh		\$0
-	Cook		\$0	29	Meriwether	6	\$49,500
-	Coweta		\$0	-	Miller		\$0
-	Crawford		\$0	19	Mitchell	8	\$280,800
-	Crisp		\$0	-	Monroe		\$0
42	Dade	1	\$4,500	-	Montgomery		\$0
21	Dawson	4	\$150,000	-	Morgan		\$0
-	Decatur		\$0	-	Murray		\$0
-	Dekalb		\$0	-	Muscogee		\$0
-	Dodge		\$0	-	Newton		\$0
-	Dooly		\$0	-	Oconee		\$0
44	Dougherty	3	\$788	30	Oglethorpe	6	\$42,000
-	Douglas		\$0	16	Paulding	22	\$537,375
-	Early		\$0	-	Peach		\$0
-	Echols		\$0	-	Pickens		\$0
39	Effingham	4	\$10,400	-	Pierce		\$0
37	Elbert	8	\$12,800	34	Pike	3	\$24,000
-	Emanuel		\$0	31	Polk	17	\$40,800
-	Evans		\$0	-	Pulaski		\$0
12	Fannin	12	\$960,000	-	Putnam		\$0
-	Fayette		\$0	-	Quitman		\$0
15	Floyd	7	\$719,600	11	Rabun	23	\$1,449,000
25	Forsyth	4	\$64,000	-	Randolph		\$0
-	Franklin		\$0	36	Richmond	4	\$20,000
43	Fulton	1	\$1,300	-	Rockdale		\$0
1	Gilmer	75	\$6,000,000	-	Schley		\$0
-	Glascok		\$0	8	Screven	99	\$3,421,440

Rank	County	Acres	Farm gate Value
-	Seminole		\$0
38	Spalding	1	\$12,000
23	Stephens	6	\$99,000
-	Stewart		\$0
-	Sumter		\$0
-	Talbot		\$0
-	Taliaferro		\$0
-	Tattall		\$0
-	Taylor		\$0
-	Telfair		\$0
-	Terrell		\$0
21	Thomas	25	\$150,000
-	Tift		\$0
-	Toombs		\$0
3	Towns	55	\$4,950,000
27	Treutlen	12	\$57,800
-	Troup		\$0
-	Turner		\$0
-	Twiggs		\$0
9	Union	35	\$2,835,000
-	Upson		\$0
17	Walker	10	\$450,000
-	Walton		\$0
-	Ware		\$0
35	Warren	4	\$23,400
-	Washington		\$0
32	Wayne	9	\$38,250
-	Webster		\$0
-	Wheeler		\$0
5	White	62	\$4,419,360
-	Whitfield		\$0
-	Wilcox		\$0
-	Wilkes		\$0
-	Wilkinson		\$0
-	Worth		\$0

Totals & Avg. 1,149 \$49,653,163
Percent of Fruits & Nuts 4.47%

Top Ten Counties For Grapes



Top Ten Counties by Value - Grapes

County	Acres	Farm gate Value
Gilmer	75	\$6,000,000
Lumpkin	97	\$5,587,200
Towns	55	\$4,950,000
Habersham	48	\$4,608,000
White	62	\$4,419,360
Carroll	52	\$4,368,000
Haralson	40	\$4,200,000
Screven	99	\$3,421,440
Union	35	\$2,835,000
Cherokee	17	\$1,530,000

Peaches Farm Gate Value 2023

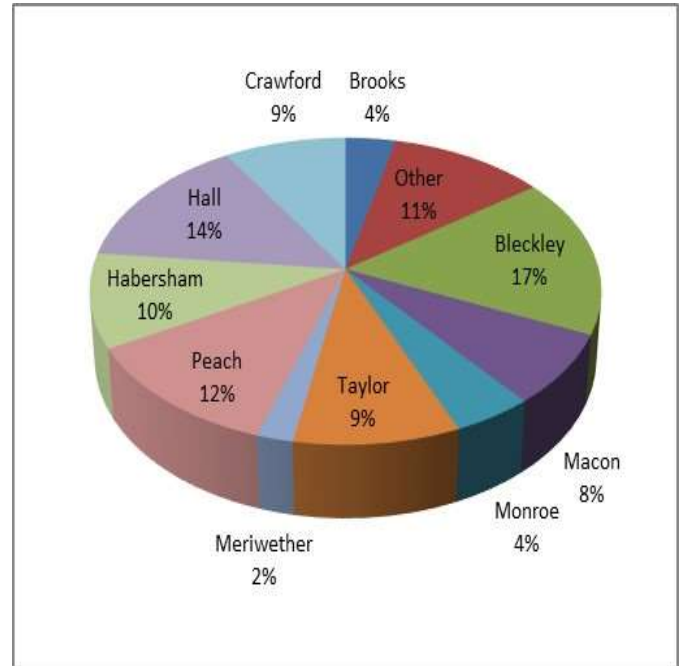
Rank	County	Acres	Farm gate Value	Rank	County	Acres	Farm gate Value
-	Appling		\$0	-	Glynn		\$0
25	Atkinson	7	\$40,369	-	Gordon		\$0
-	Bacon		\$0	-	Grady		\$0
28	Baker	5	\$10,500	-	Greene		\$0
-	Baldwin		\$0	-	Gwinnett		\$0
23	Banks	16	\$50,000	4	Habersham	250	\$2,064,000
-	Barrow		\$0	2	Hall	165	\$2,999,205
-	Bartow		\$0	-	Hancock		\$0
-	Ben Hill		\$0	-	Haralson		\$0
-	Berrien		\$0	19	Harris	3	\$87,600
-	Bibb		\$0	16	Hart	29	\$170,450
1	Bleckley	582	\$3,494,328	-	Heard		\$0
-	Brantley		\$0	14	Henry	20	\$238,000
9	Brooks	131	\$755,477	21	Houston	66	\$72,270
-	Bryan		\$0	-	Irwin		\$0
-	Bulloch		\$0	-	Jackson		\$0
-	Burke		\$0	30	Jasper	6	\$6,300
-	Butts		\$0	-	Jeff Davis		\$0
33	Calhoun	10	\$5,000	-	Jefferson		\$0
-	Camden		\$0	-	Jenkins		\$0
-	Candler		\$0	-	Johnson		\$0
-	Carroll		\$0	-	Jones		\$0
-	Catoosa		\$0	-	Lamar		\$0
-	Charlton		\$0	-	Lanier		\$0
-	Chatham		\$0	35	Laurens	2	\$1,580
-	Chattahoochee		\$0	-	Lee		\$0
-	Chattooga		\$0	-	Liberty		\$0
-	Cherokee		\$0	-	Lincoln		\$0
-	Clarke		\$0	-	Long		\$0
-	Clay		\$0	-	Lowndes		\$0
-	Clayton		\$0	-	Lumpkin		\$0
-	Clinch		\$0	7	Macon	2,230	\$1,550,400
-	Cobb		\$0	-	Madison		\$0
-	Coffee		\$0	-	Marion		\$0
18	Colquitt	16	\$96,064	-	McDuffie		\$0
-	Columbia		\$0	-	McIntosh		\$0
-	Cook		\$0	10	Meriwether	925	\$416,250
38	Coweta	7	\$0	-	Miller		\$0
6	Crawford	1,750	\$1,837,500	-	Mitchell		\$0
-	Crisp		\$0	8	Monroe	160	\$922,720
-	Dade		\$0	-	Montgomery		\$0
-	Dawson		\$0	37	Morgan	12	\$0
22	Decatur	13	\$71,890	-	Murray		\$0
-	Dekalb		\$0	-	Muscogee		\$0
-	Dodge		\$0	24	Newton	2	\$48,000
29	Dooley	17	\$9,401	-	Oconee		\$0
-	Dougherty		\$0	-	Oglethorpe		\$0
-	Douglas		\$0	-	Paulding		\$0
-	Early		\$0	3	Peach	2,200	\$2,475,000
-	Echols		\$0	-	Pickens		\$0
-	Effingham		\$0	-	Pierce		\$0
-	Elbert		\$0	32	Pike	65	\$5,135
-	Emanuel		\$0	-	Polk		\$0
-	Evans		\$0	-	Pulaski		\$0
15	Fannin	20	\$232,505	-	Putnam		\$0
34	Fayette	1	\$2,963	-	Quitman		\$0
-	Floyd		\$0	-	Rabun		\$0
31	Forsyth	1	\$5,767	-	Randolph		\$0
20	Franklin	14	\$79,632	-	Richmond		\$0
-	Fulton		\$0	-	Rockdale		\$0
11	Gilmer	65	\$379,515	17	Schley	200	\$102,700
-	Glascok		\$0	-	Screven		\$0

Rank	County	Acres	Farm gate Value
26	Seminole	4	\$23,400
-	Spalding		\$0
-	Stephens		\$0
-	Stewart		\$0
-	Sumter		\$0
-	Talbot		\$0
-	Taliaferro		\$0
-	Tattall		\$0
5	Taylor	1,700	\$1,912,500
12	Telfair	45	\$315,340
-	Terrell		\$0
-	Thomas		\$0
13	Tift	7	\$277,301
-	Toombs		\$0
-	Towns		\$0
-	Treutlen		\$0
36	Troup	1	\$24
-	Turner		\$0
-	Twiggs		\$0
-	Union		\$0
-	Upson		\$0
27	Walker	1	\$10,950
-	Walton		\$0
-	Ware		\$0
-	Warren		\$0
-	Washington		\$0
-	Wayne		\$0
-	Webster		\$0
-	Wheeler		\$0
-	White		\$0
-	Whitfield		\$0
-	Wilcox		\$0
-	Wilkes		\$0
-	Wilkinson		\$0
-	Worth		\$0

Totals & Avg. 10,748 \$20,770,036
Percent of Fruits & Nuts 1.87%

Top Ten Counties

For Peaches



Top Ten Counties by Value - Peaches

County	Acres	Farm gate Value
Bleckley	582	\$3,494,328
Hall	165	\$2,999,205
Peach	2,200	\$2,475,000
Habersham	250	\$2,064,000
Taylor	1,700	\$1,912,500
Crawford	1,750	\$1,837,500
Macon	2,230	\$1,550,400
Monroe	160	\$922,720
Brooks	131	\$755,477
Meriwether	925	\$416,250

Pecans Farm Gate Value 2023

Rank	County	Acres	Farm gate Value	Rank	County	Acres	Farm gate Value
24	Appling	4,300	\$3,741,000	-	Glynn		\$0
60	Atkinson	227	\$513,474	-	Gordon		\$0
63	Bacon	382	\$398,808	28	Grady	3,278	\$3,073,125
27	Baker	2,000	\$3,132,000	101	Greene	10	\$14,400
57	Baldwin	750	\$652,500	-	Gwinnett		\$0
-	Banks		\$0	-	Habersham		\$0
-	Barrow		\$0	-	Hall		\$0
-	Bartow		\$0	57	Hancock	750	\$652,500
32	Ben Hill	3,185	\$2,770,950	103	Haralson	40	\$9,600
17	Berrien	4,468	\$5,442,024	69	Harris	75	\$169,650
73	Bibb	179	\$155,730	76	Hart	155	\$137,547
43	Bleckley	884	\$1,691,976	-	Heard		\$0
72	Brantley	150	\$156,600	19	Henry	1,852	\$4,630,000
33	Brooks	3,175	\$2,762,250	6	Houston	6,130	\$12,873,000
93	Bryan	30	\$26,100	14	Irwin	3,006	\$6,799,572
13	Bulloch	3,300	\$7,464,600	-	Jackson		\$0
36	Burke	1,400	\$2,241,120	66	Jasper	170	\$272,000
90	Butts	30	\$42,000	71	Jeff Davis	92	\$160,080
8	Calhoun	4,561	\$11,174,450	25	Jefferson	3,500	\$3,465,000
-	Camden		\$0	48	Jenkins	500	\$1,131,000
39	Candler	850	\$1,922,700	83	Johnson	90	\$93,960
95	Carroll	26	\$22,620	96	Jones	25	\$21,750
-	Catoosa		\$0	75	Lamar	81	\$140,940
-	Charlton		\$0	30	Lanier	2,339	\$2,848,902
92	Chatham	35	\$30,625	59	Laurens	600	\$522,000
-	Chattahoochee		\$0	9	Lee	15,466	\$10,764,336
91	Chattooga	25	\$35,000	98	Liberty	20	\$17,400
-	Cherokee		\$0	80	Lincoln	100	\$104,400
104	Clarke	42	\$8,589	87	Long	200	\$69,600
85	Clay	150	\$84,000	11	Lowndes	6,800	\$8,282,400
-	Clayton		\$0	-	Lumpkin		\$0
93	Clinch	30	\$26,100	4	Macon	9,750	\$17,062,500
-	Cobb		\$0	81	Madison	75	\$101,250
56	Coffee	768	\$668,160	86	Marion	35	\$79,170
18	Colquitt	3,042	\$5,293,080	94	McDuffie	54	\$23,490
-	Columbia		\$0	-	McIntosh		\$0
20	Cook	2,000	\$4,524,000	99	Meriwether	30	\$16,650
-	Coweta		\$0	51	Miller	724	\$950,250
5	Crawford	7,000	\$16,380,000	2	Mitchell	22,183	\$42,458,262
21	Crisp	4,795	\$4,171,650	102	Monroe	15	\$13,050
-	Dade		\$0	40	Montgomery	1,044	\$1,907,388
-	Dawson		\$0	62	Morgan	500	\$435,000
37	Decatur	1,597	\$2,223,024	-	Murray		\$0
-	Dekalb		\$0	-	Muscogee		\$0
55	Dodge	900	\$783,000	89	Newton	60	\$46,980
12	Dooly	6,000	\$7,830,000	78	Oconee	67	\$116,580
1	Dougherty	19,500	\$44,109,000	70	Oglethorpe	72	\$162,864
-	Douglas		\$0	-	Paulding		\$0
54	Early	580	\$807,360	3	Peach	12,500	\$26,250,000
-	Echols		\$0	-	Pickens		\$0
67	Effingham	125	\$234,375	29	Pierce	2,929	\$3,057,876
77	Elbert	600	\$120,000	88	Pike	63	\$54,810
47	Emanuel	1,400	\$1,218,000	-	Polk		\$0
46	Evans	554	\$1,253,148	15	Pulaski	4,000	\$5,916,000
-	Fannin		\$0	79	Putnam	135	\$110,403
-	Fayette		\$0	85	Quitman	150	\$84,000
-	Floyd		\$0	-	Rabun		\$0
107	Forsyth	1	\$870	53	Randolph	927	\$843,570
-	Franklin		\$0	82	Richmond	50	\$95,700
-	Fulton		\$0	88	Rockdale	63	\$54,810
-	Gilmer		\$0	65	Schley	270	\$281,880
84	Glascocok	110	\$86,625	10	Screven	4,151	\$10,112,957

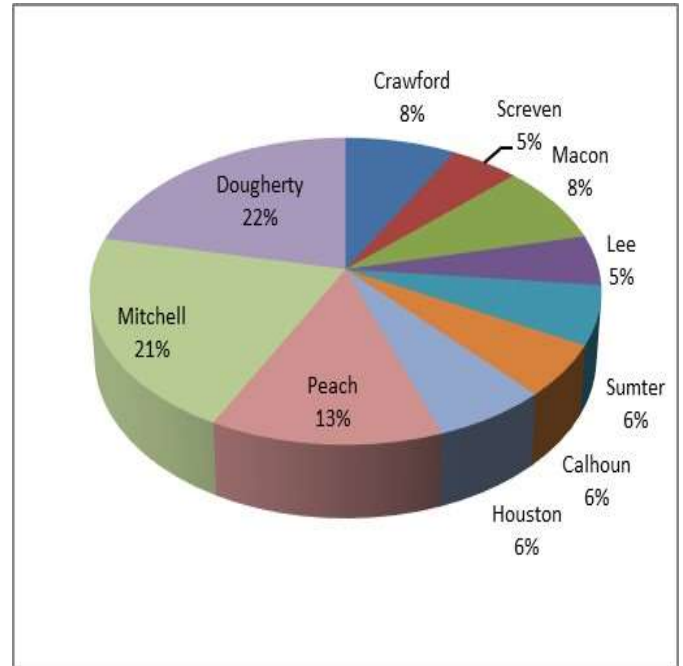
Rank	County	Acres	Farm gate Value
49	Seminole	881	\$1,073,058
97	Spalding	15	\$17,550
106	Stephens	2	\$5,000
42	Stewart	710	\$1,729,560
7	Sumter	5,600	\$12,600,000
58	Talbot	700	\$609,000
-	Taliaferro		\$0
26	Tattnall	3,564	\$3,317,728
52	Taylor	700	\$857,500
45	Telfair	1,600	\$1,392,000
38	Terrell	2,270	\$2,043,000
23	Thomas	4,286	\$3,750,250
41	Tift	1,363	\$1,778,715
50	Toombs	1,271	\$1,016,800
-	Towns		\$0
105	Treutlen	11	\$7,872
108	Troup	1	\$170
34	Turner	1,582	\$2,614,097
68	Twiggs	102	\$195,228
-	Union		\$0
74	Upton	89	\$154,860
-	Walker		\$0
69	Walton	75	\$169,650
31	Ware	1,600	\$2,784,000
61	Warren	580	\$487,200
44	Washington	1,500	\$1,500,000
47	Wayne	1,000	\$1,218,000
16	Webster	2,447	\$5,535,114
64	Wheeler	420	\$365,400
-	White		\$0
-	Whitfield		\$0
35	Wilcox	3,000	\$2,610,000
80	Wilkes	120	\$104,400
100	Wilkinson	17	\$14,790
22	Worth	3,670	\$3,831,480

Totals & Avg. 223,453 \$352,468,531

Percent of Fruits & Nuts 31.76%

Top Ten Counties

For Pecans



Top Ten Counties by Value - Pecans

County	Acres	Farm gate Value
Dougherty	19,500	\$44,109,000
Mitchell	22,183	\$42,458,262
Peach	12,500	\$26,250,000
Macon	9,750	\$17,062,500
Crawford	7,000	\$16,380,000
Houston	6,130	\$12,873,000
Sumter	5,600	\$12,600,000
Calhoun	4,561	\$11,174,450
Lee	15,466	\$10,764,336
Screven	4,151	\$10,112,957

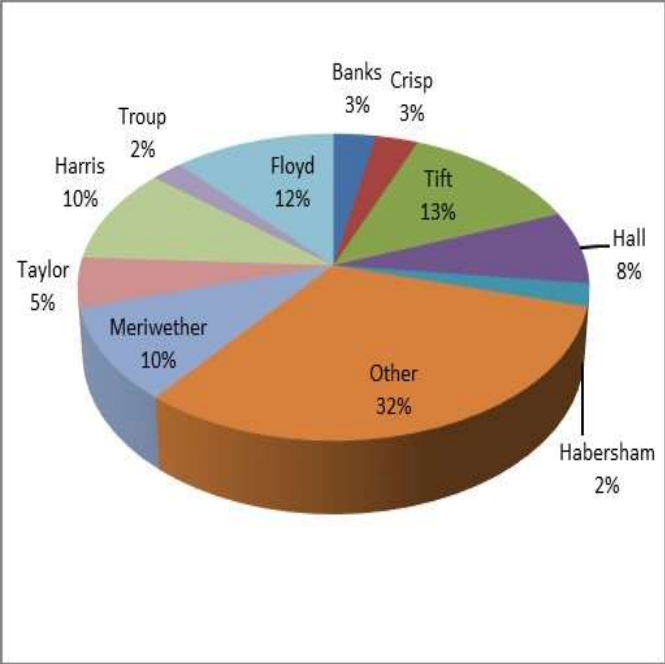
Strawberries Farm Gate Value 2023

Rank	County	Acres	Farm gate Value	Rank	County	Acres	Farm gate Value
11	Appling	14	\$441,000	-	Glynn		\$0
-	Atkinson		\$0	46	Gordon	2	\$13,125
-	Bacon		\$0	-	Grady		\$0
-	Baker		\$0	-	Greene		\$0
-	Baldwin		\$0	-	Gwinnett		\$0
8	Banks	18	\$612,000	9	Habersham	15	\$472,500
45	Barrow	3	\$27,000	5	Hall	22	\$1,533,000
20	Bartow	4	\$216,000	-	Hancock		\$0
-	Ben Hill		\$0	-	Haralson		\$0
-	Berrien		\$0	3	Harris	28	\$2,016,000
34	Bibb	4	\$70,000	-	Hart		\$0
-	Bleckley		\$0	-	Heard		\$0
-	Brantley		\$0	22	Henry	17	\$198,000
-	Brooks		\$0	-	Houston		\$0
-	Bryan		\$0	17	Irwin	8	\$280,000
28	Bulloch	4	\$144,000	-	Jackson		\$0
-	Burke		\$0	-	Jasper		\$0
-	Butts		\$0	-	Jeff Davis		\$0
-	Calhoun		\$0	31	Jefferson	4	\$126,000
50	Camden	2	\$2,400	-	Jenkins		\$0
-	Candler		\$0	14	Johnson	11	\$346,500
25	Carroll	5	\$177,000	-	Jones		\$0
39	Catoosa	1	\$51,000	-	Lamar		\$0
-	Charlton		\$0	-	Lanier		\$0
-	Chatham		\$0	41	Laurens	1	\$48,240
-	Chattahoochee		\$0	-	Lee		\$0
-	Chattooga		\$0	-	Liberty		\$0
-	Cherokee		\$0	40	Lincoln	3	\$49,500
-	Clarke		\$0	-	Long		\$0
-	Clay		\$0	-	Lowndes		\$0
-	Clayton		\$0	-	Lumpkin		\$0
-	Clinch		\$0	33	Macon	2	\$104,000
-	Cobb		\$0	13	Madison	11	\$396,000
-	Coffee		\$0	-	Marion		\$0
35	Colquitt	2	\$63,000	-	McDuffie		\$0
-	Columbia		\$0	-	McIntosh		\$0
-	Cook		\$0	4	Meriwether	62	\$1,966,950
26	Coweta	2	\$176,000	-	Miller		\$0
-	Crawford		\$0	-	Mitchell		\$0
7	Crisp	5	\$612,500	-	Monroe		\$0
-	Dade		\$0	-	Montgomery		\$0
-	Dawson		\$0	-	Morgan		\$0
-	Decatur		\$0	37	Murray	2	\$61,764
-	Dekalb		\$0	-	Muscogee		\$0
19	Dodge	6	\$240,000	29	Newton	8	\$142,800
-	Dooly		\$0	38	Oconee	8	\$56,000
-	Dougherty		\$0	30	Oglethorpe	5	\$131,250
-	Douglas		\$0	42	Paulding	1	\$48,000
-	Early		\$0	18	Peach	4	\$279,000
-	Echols		\$0	48	Pickens	5	\$7,500
12	Effingham	10	\$437,500	-	Pierce		\$0
-	Elbert		\$0	-	Pike		\$0
-	Emanuel		\$0	-	Polk		\$0
-	Evans		\$0	-	Pulaski		\$0
23	Fannin	4	\$183,000	-	Putnam		\$0
35	Fayette	1	\$63,000	-	Quitman		\$0
2	Floyd	13	\$2,340,000	15	Rabun	18	\$333,000
16	Forsyth	7	\$297,000	-	Randolph		\$0
-	Franklin		\$0	-	Richmond		\$0
47	Fulton	1	\$12,000	-	Rockdale		\$0
24	Gilmer	3	\$180,000	-	Schley		\$0
-	Glascock		\$0	-	Screven		\$0

Rank	County	Acres	Farm gate Value
-	Seminole		\$0
43	Spalding	1	\$36,000
-	Stephens		\$0
-	Stewart		\$0
-	Sumter		\$0
-	Talbot		\$0
-	Taliaferro		\$0
32	Tattall	4	\$124,250
6	Taylor	11	\$1,040,000
49	Telfair	3	\$5,040
31	Terrell	2	\$126,000
27	Thomas	5	\$157,500
1	Tift	31	\$2,594,000
-	Toombs		\$0
-	Towns		\$0
-	Treutlen		\$0
10	Troup	6	\$456,000
36	Turner	3	\$62,100
-	Twiggs		\$0
44	Union	1	\$31,500
21	Upson	2	\$211,200
43	Walker	2	\$36,000
-	Walton		\$0
-	Ware		\$0
-	Warren		\$0
-	Washington		\$0
-	Wayne		\$0
-	Webster		\$0
-	Wheeler		\$0
-	White		\$0
-	Whitfield		\$0
34	Wilcox	5	\$70,000
-	Wilkes		\$0
-	Wilkinson		\$0
-	Worth		\$0

Totals & Avg. 422 \$19,903,119
Percent of Fruits & Nuts 1.79%

**Top Ten Counties
For Strawberries**



Top Ten Counties by Value - Strawberries

County	Acres	Farm gate Value
Tift	31	\$2,594,000
Floyd	13	\$2,340,000
Harris	28	\$2,016,000
Meriwether	62	\$1,966,950
Hall	22	\$1,533,000
Taylor	11	\$1,040,000
Crisp	5	\$612,500
Banks	18	\$612,000
Habersham	15	\$472,500
Troup	6	\$456,000

Miscellaneous Fruits and Nuts Farm Gate Value 2023

Rank	County	Farm gate	Rank	County	Farm gate	Rank	County	Farm gate
14	Appling	\$105,400	28	Fayette	\$11,187	38	Peach	\$1,500
-	Atkinson	\$0	-	Floyd	\$0	-	Pickens	\$0
26	Bacon	\$20,000	9	Forsyth	\$196,900	-	Pierce	\$0
40	Baker	\$400	-	Franklin	\$0	10	Pike	\$160,480
-	Baldwin	\$0	3	Fulton	\$3,300,000	27	Polk	\$12,500
-	Banks	\$0	18	Gilmer	\$60,000	-	Pulaski	\$0
17	Barrow	\$79,680	-	Glascock	\$0	35	Putnam	\$3,600
-	Bartow	\$0	-	Glynn	\$0	-	Quitman	\$0
-	Ben Hill	\$0	-	Gordon	\$0	-	Rabun	\$0
2	Berrien	\$4,328,000	-	Grady	\$0	-	Randolph	\$0
-	Bibb	\$0	-	Greene	\$0	-	Richmond	\$0
-	Bleckley	\$0	-	Gwinnett	\$0	-	Rockdale	\$0
36	Brantley	\$3,500	13	Habersham	\$120,000	-	Schley	\$0
23	Brooks	\$32,000	5	Hall	\$1,430,000	-	Screven	\$0
-	Bryan	\$0	-	Hancock	\$0	-	Seminole	\$0
-	Bulloch	\$0	34	Haralson	\$4,000	7	Spalding	\$295,000
-	Burke	\$0	-	Harris	\$0	-	Stephens	\$0
-	Butts	\$0	-	Hart	\$0	-	Stewart	\$0
-	Calhoun	\$0	-	Heard	\$0	1	Sumter	\$51,200,000
-	Camden	\$0	19	Henry	\$52,500	-	Talbot	\$0
-	Candler	\$0	-	Houston	\$0	-	Taliaferro	\$0
-	Carroll	\$0	-	Irwin	\$0	8	Tattnall	\$240,000
-	Catoosa	\$0	-	Jackson	\$0	39	Taylor	\$563
-	Charlton	\$0	-	Jasper	\$0	15	Telfair	\$100,000
-	Chatham	\$0	-	Jeff Davis	\$0	37	Terrell	\$2,000
-	Chattahoochee	\$0	-	Jefferson	\$0	12	Thomas	\$125,000
-	Chattooga	\$0	-	Jenkins	\$0	-	Tift	\$0
-	Cherokee	\$0	-	Johnson	\$0	22	Toombs	\$32,075
30	Clarke	\$9,600	-	Jones	\$0	-	Towns	\$0
-	Clay	\$0	-	Lamar	\$0	-	Treutlen	\$0
-	Clayton	\$0	33	Lanier	\$5,400	41	Troup	\$154
-	Clinch	\$0	-	Laurens	\$0	-	Turner	\$0
-	Cobb	\$0	-	Lee	\$0	25	Twiggs	\$25,000
-	Coffee	\$0	31	Liberty	\$8,400	-	Union	\$0
-	Colquitt	\$0	-	Lincoln	\$0	-	Upson	\$0
11	Columbia	\$140,625	-	Long	\$0	-	Walker	\$0
6	Cook	\$384,000	21	Lowndes	\$40,000	-	Walton	\$0
-	Coweta	\$0	-	Lumpkin	\$0	-	Ware	\$0
38	Crawford	\$1,500	-	Macon	\$0	-	Warren	\$0
-	Crisp	\$0	-	Madison	\$0	-	Washington	\$0
-	Dade	\$0	29	Marion	\$10,000	-	Wayne	\$0
-	Dawson	\$0	-	McDuffie	\$0	20	Webster	\$50,000
-	Decatur	\$0	-	McIntosh	\$0	25	Wheeler	\$25,000
-	Dekalb	\$0	-	Meriwether	\$0	4	White	\$2,358,720
-	Dodge	\$0	24	Miller	\$30,000	-	Whitfield	\$0
-	Dooly	\$0	-	Mitchell	\$0	-	Wilcox	\$0
-	Dougherty	\$0	-	Monroe	\$0	-	Wilkes	\$0
-	Douglas	\$0	-	Montgomery	\$0	-	Wilkinson	\$0
-	Early	\$0	-	Morgan	\$0	-	Worth	\$0
-	Echols	\$0	-	Murray	\$0	Totals & Avg. \$65,216,032		
38	Effingham	\$1,500	-	Muscogee	\$0	Percent of Fruits & Nuts		
-	Elbert	\$0	16	Newton	\$94,349	5.88%		
18	Emanuel	\$60,000	-	Oconee	\$0			
-	Evans	\$0	-	Oglethorpe	\$0			
20	Fannin	\$50,000	32	Paulding	\$5,500			

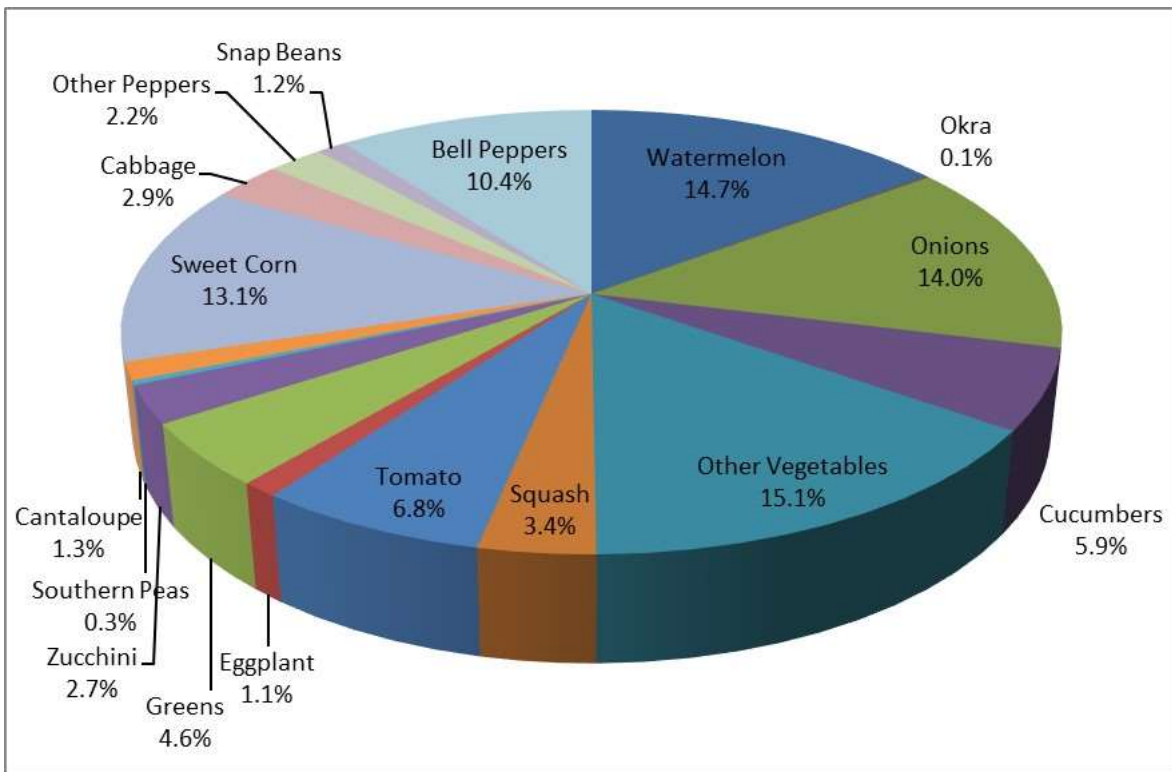
Total Fruits and Nuts Value

Rank	County	Farm gate Value	Rank	County	Farm gate Value	Rank	County	Farm gate Value
3	Appling	\$74,708,400	39	Fannin	\$5,943,440	103	Oglethorpe	\$595,714
13	Atkinson	\$18,390,188	118	Fayette	\$250,100	97	Paulding	\$750,175
1	Bacon	\$124,651,378	55	Floyd	\$3,475,600	10	Peach	\$29,008,000
2	Baker	\$102,220,596	98	Forsyth	\$721,687	134	Pickens	\$113,340
94	Baldwin	\$857,400	139	Franklin	\$79,632	7	Pierce	\$40,238,876
100	Banks	\$662,000	57	Fulton	\$3,383,770	117	Pike	\$256,137
129	Barrow	\$120,680	23	Gilmer	\$12,271,200	86	Polk	\$1,224,550
116	Bartow	\$261,000	133	Glascock	\$113,625	38	Pulaski	\$5,959,050
56	Ben Hill	\$3,397,290	106	Glynn	\$525,600	123	Putnam	\$192,153
17	Berrien	\$16,009,509	145	Gordon	\$50,175	137	Quitman	\$84,000
121	Bibb	\$225,730	52	Grady	\$3,866,125	71	Rabun	\$1,894,400
43	Bleckley	\$5,186,304	130	Greene	\$117,280	93	Randolph	\$867,170
22	Brantley	\$12,453,500	136	Gwinnett	\$100,000	132	Richmond	\$115,700
35	Brooks	\$7,018,122	30	Habersham	\$7,972,100	138	Rockdale	\$83,130
148	Bryan	\$26,100	32	Hall	\$7,710,478	107	Schley	\$449,480
29	Bulloch	\$9,076,000	96	Hancock	\$750,690	19	Screven	\$13,910,597
66	Burke	\$2,289,795	48	Haralson	\$4,580,800	83	Seminole	\$1,260,458
108	Butts	\$428,875	65	Harris	\$2,537,250	109	Spalding	\$422,470
20	Calhoun	\$13,094,250	113	Hart	\$358,737	131	Stephens	\$117,000
75	Camden	\$1,707,860	-	Heard	\$0	74	Stewart	\$1,729,560
64	Candler	\$2,555,790	42	Henry	\$5,187,290	4	Sumter	\$64,073,625
45	Carroll	\$5,058,830	21	Houston	\$12,950,520	81	Talbot	\$1,301,400
143	Catoosa	\$51,000	24	Irwin	\$11,966,912	-	Taliaferro	\$0
-	Charlton	\$0	126	Jackson	\$174,450	49	Tattnall	\$4,496,978
124	Chatham	\$180,155	111	Jasper	\$386,220	53	Taylor	\$3,821,813
-	Chattahoochee	\$0	28	Jeff Davis	\$9,648,300	63	Telfair	\$2,567,650
92	Chattooga	\$923,750	54	Jefferson	\$3,609,450	67	Terrell	\$2,253,800
73	Cherokee	\$1,852,500	79	Jenkins	\$1,390,600	25	Thomas	\$11,413,010
147	Clarke	\$33,836	88	Johnson	\$1,145,460	33	Tift	\$7,630,591
137	Clay	\$84,000	141	Jones	\$66,105	76	Toombs	\$1,648,395
-	Clayton	\$0	128	Lamar	\$140,940	44	Towns	\$5,096,045
11	Clinch	\$24,922,955	15	Lanier	\$18,001,355	142	Treutlen	\$65,908
149	Cobb	\$22,500	82	Laurens	\$1,288,120	102	Troup	\$602,448
9	Coffee	\$34,666,847	26	Lee	\$11,136,296	62	Turner	\$2,772,397
27	Colquitt	\$10,148,198	144	Liberty	\$50,800	119	Twiggs	\$246,188
77	Columbia	\$1,646,800	115	Lincoln	\$269,860	58	Union	\$3,286,945
34	Cook	\$7,618,883	91	Long	\$1,004,160	112	Upton	\$380,220
125	Coweta	\$176,000	16	Lowndes	\$17,794,400	104	Walker	\$577,950
14	Crawford	\$18,220,875	40	Lumpkin	\$5,887,200	59	Walton	\$2,895,450
47	Crisp	\$4,784,150	12	Macon	\$18,823,100	8	Ware	\$34,917,000
122	Dade	\$212,950	80	Madison	\$1,388,690	105	Warren	\$529,800
114	Dawson	\$351,800	127	Marion	\$171,770	78	Washington	\$1,569,750
41	Decatur	\$5,814,759	146	McDuffie	\$35,762	61	Wayne	\$2,832,280
-	Dekalb	\$0	46	McIntosh	\$4,997,500	37	Webster	\$6,731,114
87	Dodge	\$1,184,835	60	Meriwether	\$2,883,100	99	Wheeler	\$666,325
31	Dooley	\$7,839,401	68	Miller	\$2,168,250	36	White	\$6,778,080
6	Dougherty	\$46,144,868	5	Mitchell	\$50,555,667	110	Whitfield	\$405,625
-	Douglas	\$0	85	Monroe	\$1,232,990	51	Wilcox	\$4,033,900
95	Early	\$807,360	70	Montgomery	\$2,094,364	135	Wilkes	\$104,400
18	Echols	\$14,685,000	90	Morgan	\$1,025,200	150	Wilkinson	\$20,690
89	Effingham	\$1,033,125	140	Murray	\$68,394	50	Worth	\$4,458,665
69	Elbert	\$2,121,600	-	Muscogee	\$0	Totals & Avg.		\$1,109,730,574
72	Emanuel	\$1,889,100	101	Newton	\$620,089			
84	Evans	\$1,253,148	120	Oconee	\$238,580			

2023 Georgia Vegetables Farm Gate Value

\$1,332,707,373

Vegetables 2023 Farm Gate Value



Bell Peppers Farm Gate Value 2023

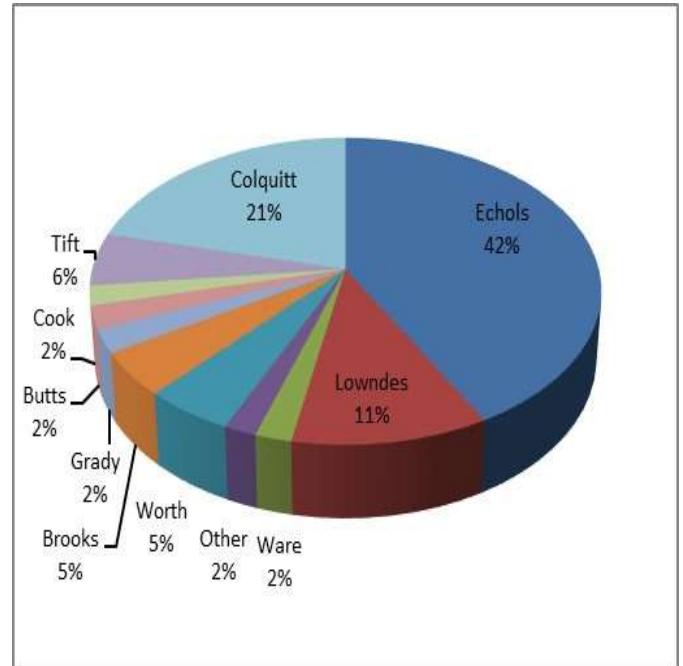
Rank	County	Acres	Farm gate Value	Rank	County	Acres	Farm gate Value
-	Appling		\$0	-	Glynn		\$0
-	Atkinson		\$0	26	Gordon	1	\$20,800
-	Bacon		\$0	7	Grady	222	\$3,463,200
-	Baker		\$0	-	Greene		\$0
-	Baldwin		\$0	-	Gwinnett		\$0
-	Banks		\$0	-	Habersham		\$0
-	Barrow		\$0	14	Hall	8	\$192,000
-	Bartow		\$0	-	Hancock		\$0
-	Ben Hill		\$0	14	Haralson	10	\$192,000
-	Berrien		\$0	36	Harris	1	\$1,000
-	Bibb		\$0	-	Hart		\$0
-	Bleckley		\$0	-	Heard		\$0
-	Brantley		\$0	-	Henry		\$0
6	Brooks	307	\$6,385,600	-	Houston		\$0
-	Bryan		\$0	-	Irwin		\$0
-	Bulloch		\$0	-	Jackson		\$0
-	Burke		\$0	-	Jasper		\$0
8	Butts	114	\$3,291,264	-	Jeff Davis		\$0
-	Calhoun		\$0	-	Jefferson		\$0
-	Camden		\$0	-	Jenkins		\$0
-	Candler		\$0	-	Johnson		\$0
21	Carroll	2	\$51,200	-	Jones		\$0
-	Catoosa		\$0	-	Lamar		\$0
-	Charlton		\$0	-	Lanier		\$0
-	Chatham		\$0	-	Laurens		\$0
-	Chattahoochee		\$0	37	Lee		\$720
32	Chattooga	2	\$6,000	-	Liberty		\$0
34	Cherokee	1	\$3,000	-	Lincoln		\$0
-	Clarke		\$0	-	Long		\$0
-	Clay		\$0	3	Lowndes	675	\$15,120,000
-	Clayton		\$0	-	Lumpkin		\$0
-	Clinch		\$0	24	Macon	1	\$21,750
-	Cobb		\$0	27	Madison	1	\$19,500
-	Coffee		\$0	-	Marion		\$0
2	Colquitt	1,230	\$29,274,000	-	McDuffie		\$0
-	Columbia		\$0	-	McIntosh		\$0
9	Cook	137	\$2,849,600	-	Meriwether		\$0
-	Coweta		\$0	-	Miller		\$0
-	Crawford		\$0	12	Mitchell	20	\$416,000
-	Crisp		\$0	-	Monroe		\$0
-	Dade		\$0	-	Montgomery		\$0
-	Dawson		\$0	-	Morgan		\$0
22	Decatur	1	\$32,000	-	Murray		\$0
-	Dekalb		\$0	-	Muscogee		\$0
-	Dodge		\$0	-	Newton		\$0
-	Dooly		\$0	-	Oconee		\$0
30	Dougherty	10	\$8,400	-	Oglethorpe		\$0
-	Douglas		\$0	13	Paulding	9	\$230,400
-	Early		\$0	-	Peach		\$0
1	Echols	2,600	\$58,240,000	-	Pickens		\$0
33	Effingham		\$4,400	-	Pierce		\$0
-	Elbert		\$0	-	Pike		\$0
-	Emanuel		\$0	-	Polk		\$0
-	Evans		\$0	-	Pulaski		\$0
23	Fannin	2	\$28,800	-	Putnam		\$0
28	Fayette	1	\$14,400	-	Quitman		\$0
-	Floyd		\$0	11	Rabun	40	\$768,000
25	Forsyth	1	\$21,600	-	Randolph		\$0
-	Franklin		\$0	-	Richmond		\$0
15	Fulton	4	\$96,000	-	Rockdale		\$0
19	Gilmer	3	\$57,600	-	Schley		\$0
-	Glascock		\$0	-	Screven		\$0

Rank	County	Acres	Farm gate Value
-	Seminole		\$0
-	Spalding		\$0
-	Stephens		\$0
-	Stewart		\$0
-	Sumter		\$0
-	Talbot		\$0
-	Taliaferro		\$0
18	Tattnall	9	\$69,119
-	Taylor		\$0
31	Telfair	3	\$8,100
35	Terrell		\$2,498
-	Thomas		\$0
4	Tift	300	\$7,725,000
17	Toombs	6	\$86,400
-	Towns		\$0
-	Treutlen		\$0
-	Troup		\$0
-	Turner		\$0
-	Twiggs		\$0
20	Union	2	\$54,400
-	Upson		\$0
-	Walker		\$0
-	Walton		\$0
10	Ware	135	\$2,808,000
-	Warren		\$0
-	Washington		\$0
16	Wayne	5	\$90,000
-	Webster		\$0
29	Wheeler	5	\$13,200
-	White		\$0
-	Whitfield		\$0
-	Wilcox		\$0
-	Wilkes		\$0
-	Wilkinson		\$0
5	Worth	270	\$6,885,000
Totals & Avg.		6,138	\$138,550,950

Percent of Vegetables 10.40%

Top Ten Counties

For Bell Peppers



Top Ten Counties by Value - Bell Peppers

County	Acres	Farm gate Value
Echols	2,600	\$58,240,000
Colquitt	1,230	\$29,274,000
Lowndes	675	\$15,120,000
Tift	300	\$7,725,000
Worth	270	\$6,885,000
Brooks	307	\$6,385,600
Grady	222	\$3,463,200
Butts	114	\$3,291,264
Cook	137	\$2,849,600
Ware	135	\$2,808,000

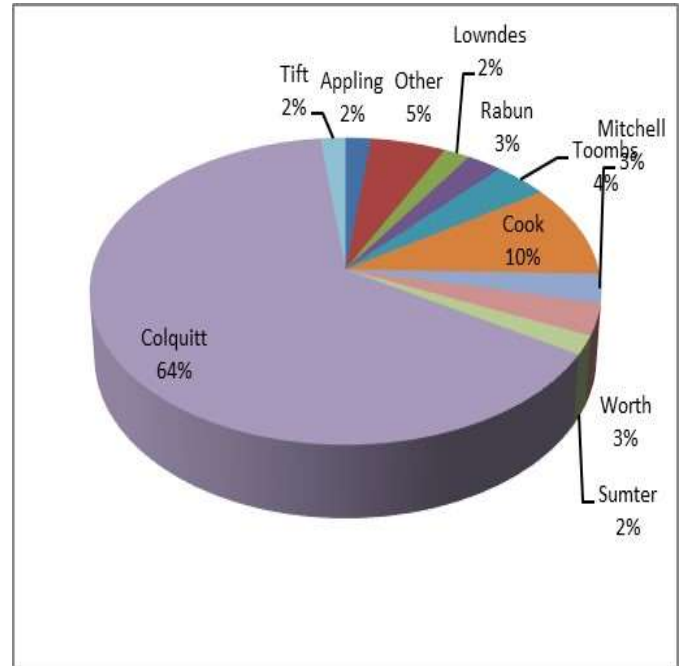
Cabbage Farm Gate Value 2023

Rank	County	Acres	Farm gate Value	Rank	County	Acres	Farm gate Value
3	Appling	149	\$715,200	-	Glynn		\$0
-	Atkinson		\$0	-	Gordon		\$0
-	Bacon		\$0	-	Grady		\$0
-	Baker		\$0	-	Greene		\$0
-	Baldwin		\$0	-	Gwinnett		\$0
-	Banks		\$0	-	Habersham		\$0
-	Barrow		\$0	-	Hall		\$0
-	Bartow		\$0	-	Hancock		\$0
-	Ben Hill		\$0	-	Haralson		\$0
-	Berrien		\$0	-	Harris		\$0
-	Bibb		\$0	-	Hart		\$0
-	Bleckley		\$0	-	Heard		\$0
-	Brantley		\$0	-	Henry		\$0
-	Brooks		\$0	-	Houston		\$0
-	Bryan		\$0	-	Irwin		\$0
-	Bulloch		\$0	-	Jackson		\$0
-	Burke		\$0	-	Jasper		\$0
-	Butts		\$0	-	Jeff Davis		\$0
-	Calhoun		\$0	-	Jefferson		\$0
-	Camden		\$0	-	Jenkins		\$0
-	Candler		\$0	-	Johnson		\$0
-	Carroll		\$0	-	Jones		\$0
-	Catoosa		\$0	-	Lamar		\$0
-	Charlton		\$0	-	Lanier		\$0
-	Chatham		\$0	-	Laurens		\$0
-	Chattahoochee		\$0	-	Lee		\$0
-	Chattooga		\$0	-	Liberty		\$0
-	Cherokee		\$0	-	Lincoln		\$0
-	Clarke		\$0	-	Long		\$0
-	Clay		\$0	-	Lowndes		\$0
-	Clayton		\$0	-	Lumpkin		\$0
-	Clinch		\$0	-	Macon		\$0
-	Cobb		\$0	-	Madison		\$0
-	Coffee		\$0	-	Marion		\$0
1	Colquitt	1,200	\$6,480,000	-	McDuffie		\$0
-	Columbia		\$0	-	McIntosh		\$0
-	Cook		\$0	-	Meriwether		\$0
-	Coweta		\$0	-	Miller		\$0
-	Crawford		\$0	-	Mitchell		\$0
-	Crisp		\$0	-	Monroe		\$0
-	Dade		\$0	-	Montgomery		\$0
-	Dawson		\$0	-	Morgan		\$0
-	Decatur		\$0	-	Murray		\$0
-	Dekalb		\$0	-	Muscogee		\$0
-	Dodge		\$0	-	Newton		\$0
-	Dooly		\$0	-	Oconee		\$0
-	Dougherty		\$0	-	Oglethorpe		\$0
-	Douglas		\$0	5	Paulding	2	\$1,000
-	Early		\$0	-	Peach		\$0
-	Echols		\$0	-	Pickens		\$0
-	Effingham		\$0	-	Pierce		\$0
-	Elbert		\$0	-	Pike		\$0
-	Emanuel		\$0	-	Polk		\$0
-	Evans		\$0	-	Pulaski		\$0
-	Fannin		\$0	-	Putnam		\$0
-	Fayette		\$0	-	Quitman		\$0
-	Floyd		\$0	-	Rabun		\$0
-	Forsyth		\$0	-	Randolph		\$0
-	Franklin		\$0	-	Richmond		\$0
-	Fulton		\$0	-	Rockdale		\$0
-	Gilmer		\$0	-	Schley		\$0
-	Glascok		\$0	-	Screven		\$0

Rank	County	Acres	Farm gate Value
-	Seminole		\$0
-	Spalding		\$0
-	Stephens		\$0
-	Stewart		\$0
2	Sumter	110	\$750,750
-	Talbot		\$0
-	Taliaferro		\$0
-	Tattnall		\$0
-	Taylor		\$0
-	Telfair		\$0
-	Terrell		\$0
-	Thomas		\$0
-	Tift		\$0
-	Toombs		\$0
-	Towns		\$0
-	Treutlen		\$0
-	Troup		\$0
-	Turner		\$0
-	Twiggs		\$0
-	Union		\$0
-	Upton		\$0
-	Walker		\$0
-	Walton		\$0
4	Ware	100	\$682,500
-	Warren		\$0
-	Washington		\$0
-	Wayne		\$0
-	Webster		\$0
-	Wheeler		\$0
-	White		\$0
-	Whitfield		\$0
-	Wilcox		\$0
-	Wilkes		\$0
-	Wilkinson		\$0
-	Worth		\$0
Totals & Avg.		1,561	\$8,629,450

Percent of Vegetables 0.65%

Top Ten Counties For Cabbage



Top Ten Counties by Value - Cabbage

County	Acres	Farm gate Value
Colquitt	1,200	\$6,480,000
Sumter	110	\$750,750
Appling	149	\$715,200
Ware	100	\$682,500
Paulding	2	\$1,000
Atkinson		\$0
Bacon		\$0
Baker		\$0
Baldwin		\$0
Banks		\$0

Cantaloupe Farm Gate Value 2023

Rank	County	Acres	Farm gate	Rank	County	Acres	Farm gate
1	Appling		\$0	-	Glynn		\$0
-	Atkinson		\$0	-	Gordon		\$0
-	Bacon		\$0	-	Grady		\$0
-	Baker		\$0	-	Greene		\$0
-	Baldwin		\$0	-	Gwinnett		\$0
-	Banks		\$0	-	Habersham		\$0
-	Barrow		\$0	-	Hall		\$0
-	Bartow		\$0	-	Hancock		\$0
-	Ben Hill		\$0	-	Haralson		\$0
-	Berrien		\$0	-	Harris		\$0
-	Bibb		\$0	-	Hart		\$0
-	Bleckley		\$0	-	Heard		\$0
-	Brantley		\$0	-	Henry		\$0
-	Brooks		\$0	-	Houston		\$0
-	Bryan		\$0	-	Irwin		\$0
-	Bulloch		\$0	-	Jackson		\$0
-	Burke		\$0	-	Jasper		\$0
-	Butts		\$0	-	Jeff Davis		\$0
-	Calhoun		\$0	-	Jefferson		\$0
-	Camden		\$0	-	Jenkins		\$0
-	Candler		\$0	-	Johnson		\$0
-	Carroll		\$0	-	Jones		\$0
-	Catoosa		\$0	-	Lamar		\$0
-	Charlton		\$0	-	Lanier		\$0
-	Chatham		\$0	-	Laurens		\$0
-	Chattahoochee		\$0	-	Lee		\$0
-	Chattooga		\$0	-	Liberty		\$0
-	Cherokee		\$0	-	Lincoln		\$0
-	Clarke		\$0	-	Long		\$0
-	Clay		\$0	-	Lowndes		\$0
-	Clayton		\$0	-	Lumpkin		\$0
-	Clinch		\$0	-	Macon		\$0
-	Cobb		\$0	-	Madison		\$0
-	Coffee		\$0	-	Marion		\$0
-	Colquitt		\$0	-	McDuffie		\$0
-	Columbia		\$0	-	McIntosh		\$0
-	Cook		\$0	-	Meriwether		\$0
-	Coweta		\$0	-	Miller		\$0
-	Crawford		\$0	-	Mitchell		\$0
-	Crisp		\$0	-	Monroe		\$0
-	Dade		\$0	-	Montgomery		\$0
-	Dawson		\$0	-	Morgan		\$0
-	Decatur		\$0	-	Murray		\$0
-	Dekalb		\$0	-	Muscogee		\$0
-	Dodge		\$0	-	Newton		\$0
-	Dooly		\$0	-	Oconee		\$0
-	Dougherty		\$0	-	Oglethorpe		\$0
-	Douglas		\$0	-	Paulding		\$0
-	Early		\$0	-	Peach		\$0
-	Echols		\$0	-	Pickens		\$0
-	Effingham		\$0	-	Pierce		\$0
-	Elbert		\$0	-	Pike		\$0
-	Emanuel		\$0	-	Polk		\$0
-	Evans		\$0	-	Pulaski		\$0
-	Fannin		\$0	-	Putnam		\$0
-	Fayette		\$0	-	Quitman		\$0
-	Floyd		\$0	-	Rabun		\$0
-	Forsyth		\$0	-	Randolph		\$0
-	Franklin		\$0	-	Richmond		\$0
-	Fulton		\$0	-	Rockdale		\$0
-	Gilmer		\$0	-	Schley		\$0
-	Glascok		\$0	-	Screven		\$0

Rank	County	Acres	Farm gate
-	Seminole		\$0
-	Spalding		\$0
-	Stephens		\$0
-	Stewart		\$0
-	Sumter		\$0
-	Talbot		\$0
-	Taliaferro		\$0
-	Tattnall		\$0
-	Taylor		\$0
-	Telfair		\$0
-	Terrell		\$0
-	Thomas		\$0
-	Tift		\$0
-	Toombs		\$0
-	Towns		\$0
-	Treutlen		\$0
-	Troup		\$0
-	Turner		\$0
-	Twiggs		\$0
-	Union		\$0
-	Upson		\$0
-	Walker		\$0
-	Walton		\$0
-	Ware		\$0
-	Warren		\$0
-	Washington		\$0
-	Wayne		\$0
-	Webster		\$0
-	Wheeler		\$0
-	White		\$0
-	Whitfield		\$0
-	Wilcox		\$0
-	Wilkes		\$0
-	Wilkinson		\$0
-	Worth		\$0
Totals & Avg.			\$0

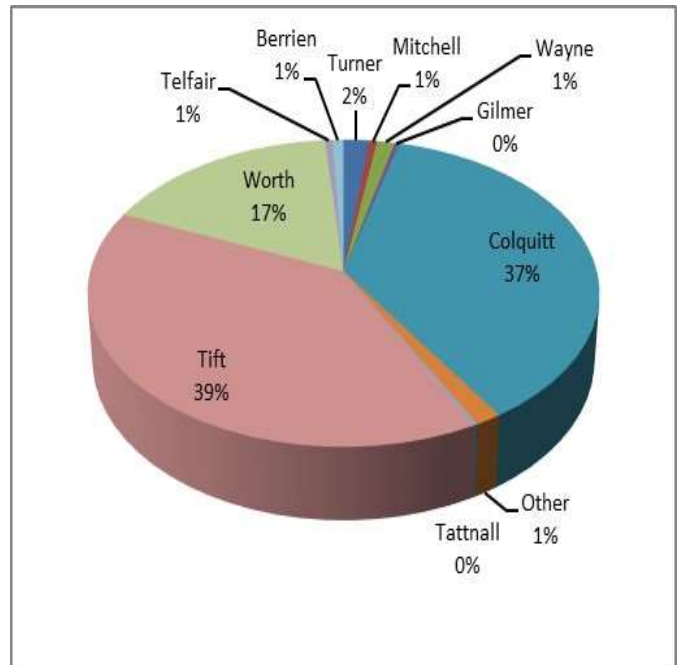
Percent of Vegetables 0.00%

Top Ten Counties by Value - Cantaloupe

County	Acres	Farm gate Value
Appling		\$0
Atkinson		\$0
Bacon		\$0
Baker		\$0
Baldwin		\$0
Banks		\$0
Barrow		\$0
Bartow		\$0
Ben Hill		\$0
Berrien		\$0

Top Ten Counties

For Cantaloupe



Cucumbers Farm Gate Value 2023

Rank	County	Acres	Farm gate	Rank	County	Acres	Farm gate
1	Appling		\$0	-	Glynn		\$0
-	Atkinson		\$0	-	Gordon		\$0
-	Bacon		\$0	-	Grady		\$0
-	Baker		\$0	-	Greene		\$0
-	Baldwin		\$0	-	Gwinnett		\$0
-	Banks		\$0	-	Habersham		\$0
-	Barrow		\$0	-	Hall		\$0
-	Bartow		\$0	-	Hancock		\$0
-	Ben Hill		\$0	-	Haralson		\$0
-	Berrien		\$0	-	Harris		\$0
-	Bibb		\$0	-	Hart		\$0
-	Bleckley		\$0	-	Heard		\$0
-	Brantley		\$0	-	Henry		\$0
-	Brooks		\$0	-	Houston		\$0
-	Bryan		\$0	-	Irwin		\$0
-	Bulloch		\$0	-	Jackson		\$0
-	Burke		\$0	-	Jasper		\$0
-	Butts		\$0	-	Jeff Davis		\$0
-	Calhoun		\$0	-	Jefferson		\$0
-	Camden		\$0	-	Jenkins		\$0
-	Candler		\$0	-	Johnson		\$0
-	Carroll		\$0	-	Jones		\$0
-	Catoosa		\$0	-	Lamar		\$0
-	Charlton		\$0	-	Lanier		\$0
-	Chatham		\$0	-	Laurens		\$0
-	Chattahoochee		\$0	-	Lee		\$0
-	Chattooga		\$0	-	Liberty		\$0
-	Cherokee		\$0	-	Lincoln		\$0
-	Clarke		\$0	-	Long		\$0
-	Clay		\$0	-	Lowndes		\$0
-	Clayton		\$0	-	Lumpkin		\$0
-	Clinch		\$0	-	Macon		\$0
-	Cobb		\$0	-	Madison		\$0
-	Coffee		\$0	-	Marion		\$0
-	Colquitt		\$0	-	McDuffie		\$0
-	Columbia		\$0	-	McIntosh		\$0
-	Cook		\$0	-	Meriwether		\$0
-	Coweta		\$0	-	Miller		\$0
-	Crawford		\$0	-	Mitchell		\$0
-	Crisp		\$0	-	Monroe		\$0
-	Dade		\$0	-	Montgomery		\$0
-	Dawson		\$0	-	Morgan		\$0
-	Decatur		\$0	-	Murray		\$0
-	Dekalb		\$0	-	Muscogee		\$0
-	Dodge		\$0	-	Newton		\$0
-	Dooly		\$0	-	Oconee		\$0
-	Dougherty		\$0	-	Oglethorpe		\$0
-	Douglas		\$0	-	Paulding		\$0
-	Early		\$0	-	Peach		\$0
-	Echols		\$0	-	Pickens		\$0
-	Effingham		\$0	-	Pierce		\$0
-	Elbert		\$0	-	Pike		\$0
-	Emanuel		\$0	-	Polk		\$0
-	Evans		\$0	-	Pulaski		\$0
-	Fannin		\$0	-	Putnam		\$0
-	Fayette		\$0	-	Quitman		\$0
-	Floyd		\$0	-	Rabun		\$0
-	Forsyth		\$0	-	Randolph		\$0
-	Franklin		\$0	-	Richmond		\$0
-	Fulton		\$0	-	Rockdale		\$0
-	Gilmer		\$0	-	Schley		\$0
-	Glascok		\$0	-	Screven		\$0

Rank	County	Acres	Farm gate
-	Seminole		\$0
-	Spalding		\$0
-	Stephens		\$0
-	Stewart		\$0
-	Sumter		\$0
-	Talbot		\$0
-	Taliaferro		\$0
-	Tattnall		\$0
-	Taylor		\$0
-	Telfair		\$0
-	Terrell		\$0
-	Thomas		\$0
-	Tift		\$0
-	Toombs		\$0
-	Towns		\$0
-	Treutlen		\$0
-	Troup		\$0
-	Turner		\$0
-	Twiggs		\$0
-	Union		\$0
-	Upson		\$0
-	Walker		\$0
-	Walton		\$0
-	Ware		\$0
-	Warren		\$0
-	Washington		\$0
-	Wayne		\$0
-	Webster		\$0
-	Wheeler		\$0
-	White		\$0
-	Whitfield		\$0
-	Wilcox		\$0
-	Wilkes		\$0
-	Wilkinson		\$0
-	Worth		\$0
Totals & Avg.			\$0

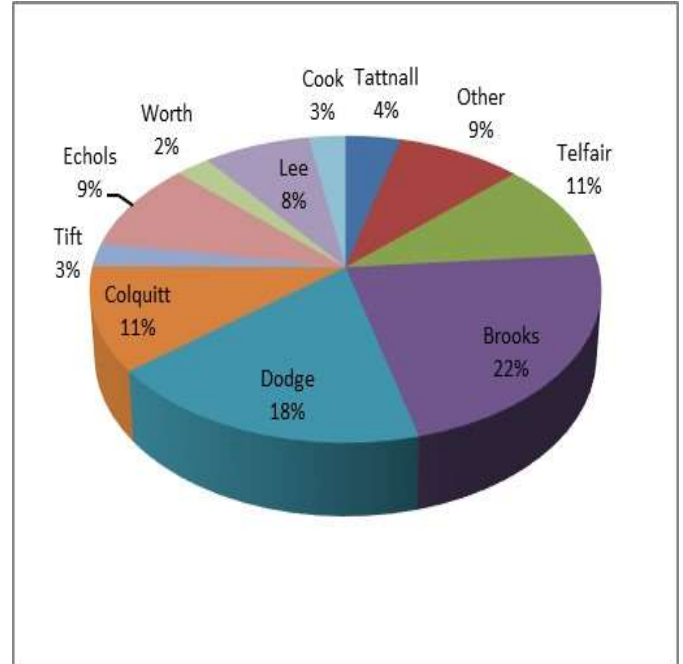
Percent of Vegetables 0.00%

Top Ten Counties by Value - Cucumbers

County	Acres	Farm gate Value
Appling		\$0
Atkinson		\$0
Bacon		\$0
Baker		\$0
Baldwin		\$0
Banks		\$0
Barrow		\$0
Bartow		\$0
Ben Hill		\$0
Berrien		\$0

Top Ten Counties

For Cucumbers



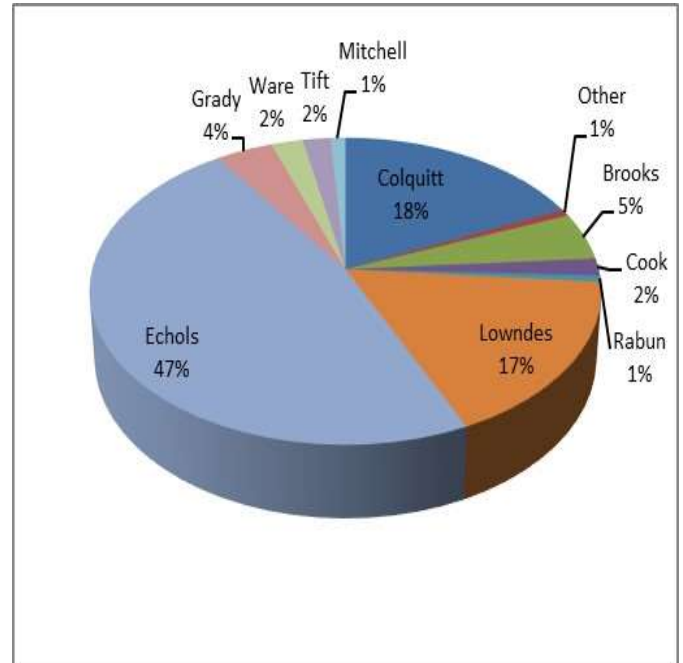
Eggplant Farm Gate Value 2023

Rank	County	Acres	Farm gate	Rank	County	Acres	Farm gate
1	Appling		\$0	-	Glynn		\$0
-	Atkinson		\$0	-	Gordon		\$0
-	Bacon		\$0	-	Grady		\$0
-	Baker		\$0	-	Greene		\$0
-	Baldwin		\$0	-	Gwinnett		\$0
-	Banks		\$0	-	Habersham		\$0
-	Barrow		\$0	-	Hall		\$0
-	Bartow		\$0	-	Hancock		\$0
-	Ben Hill		\$0	-	Haralson		\$0
-	Berrien		\$0	-	Harris		\$0
-	Bibb		\$0	-	Hart		\$0
-	Bleckley		\$0	-	Heard		\$0
-	Brantley		\$0	-	Henry		\$0
-	Brooks		\$0	-	Houston		\$0
-	Bryan		\$0	-	Irwin		\$0
-	Bulloch		\$0	-	Jackson		\$0
-	Burke		\$0	-	Jasper		\$0
-	Butts		\$0	-	Jeff Davis		\$0
-	Calhoun		\$0	-	Jefferson		\$0
-	Camden		\$0	-	Jenkins		\$0
-	Candler		\$0	-	Johnson		\$0
-	Carroll		\$0	-	Jones		\$0
-	Catoosa		\$0	-	Lamar		\$0
-	Charlton		\$0	-	Lanier		\$0
-	Chatham		\$0	-	Laurens		\$0
-	Chattahoochee		\$0	-	Lee		\$0
-	Chattooga		\$0	-	Liberty		\$0
-	Cherokee		\$0	-	Lincoln		\$0
-	Clarke		\$0	-	Long		\$0
-	Clay		\$0	-	Lowndes		\$0
-	Clayton		\$0	-	Lumpkin		\$0
-	Clinch		\$0	-	Macon		\$0
-	Cobb		\$0	-	Madison		\$0
-	Coffee		\$0	-	Marion		\$0
-	Colquitt		\$0	-	McDuffie		\$0
-	Columbia		\$0	-	McIntosh		\$0
-	Cook		\$0	-	Meriwether		\$0
-	Coweta		\$0	-	Miller		\$0
-	Crawford		\$0	-	Mitchell		\$0
-	Crisp		\$0	-	Monroe		\$0
-	Dade		\$0	-	Montgomery		\$0
-	Dawson		\$0	-	Morgan		\$0
-	Decatur		\$0	-	Murray		\$0
-	Dekalb		\$0	-	Muscogee		\$0
-	Dodge		\$0	-	Newton		\$0
-	Dooly		\$0	-	Oconee		\$0
-	Dougherty		\$0	-	Oglethorpe		\$0
-	Douglas		\$0	-	Paulding		\$0
-	Early		\$0	-	Peach		\$0
-	Echols		\$0	-	Pickens		\$0
-	Effingham		\$0	-	Pierce		\$0
-	Elbert		\$0	-	Pike		\$0
-	Emanuel		\$0	-	Polk		\$0
-	Evans		\$0	-	Pulaski		\$0
-	Fannin		\$0	-	Putnam		\$0
-	Fayette		\$0	-	Quitman		\$0
-	Floyd		\$0	-	Rabun		\$0
-	Forsyth		\$0	-	Randolph		\$0
-	Franklin		\$0	-	Richmond		\$0
-	Fulton		\$0	-	Rockdale		\$0
-	Gilmer		\$0	-	Schley		\$0
-	Glascok		\$0	-	Screven		\$0

Rank	County	Acres	Farm gate
-	Seminole		\$0
-	Spalding		\$0
-	Stephens		\$0
-	Stewart		\$0
-	Sumter		\$0
-	Talbot		\$0
-	Taliaferro		\$0
-	Tattnall		\$0
-	Taylor		\$0
-	Telfair		\$0
-	Terrell		\$0
-	Thomas		\$0
-	Tift		\$0
-	Toombs		\$0
-	Towns		\$0
-	Treutlen		\$0
-	Troup		\$0
-	Turner		\$0
-	Twiggs		\$0
-	Union		\$0
-	Upson		\$0
-	Walker		\$0
-	Walton		\$0
-	Ware		\$0
-	Warren		\$0
-	Washington		\$0
-	Wayne		\$0
-	Webster		\$0
-	Wheeler		\$0
-	White		\$0
-	Whitfield		\$0
-	Wilcox		\$0
-	Wilkes		\$0
-	Wilkinson		\$0
-	Worth		\$0
Totals & Avg.			\$0

Percent of Vegetables 0.00%

Top Ten Counties For Eggplant



Top Ten Counties by Value - Eggplant

County	Acres	Farm gate Value
Appling		\$0
Atkinson		\$0
Bacon		\$0
Baker		\$0
Baldwin		\$0
Banks		\$0
Barrow		\$0
Bartow		\$0
Ben Hill		\$0
Berrien		\$0

Greens Farm Gate Value 2023

Rank	County	Acres	Farm gate	Rank	County	Acres	Farm gate
1	Appling		\$0	-	Glynn		\$0
-	Atkinson		\$0	-	Gordon		\$0
-	Bacon		\$0	-	Grady		\$0
-	Baker		\$0	-	Greene		\$0
-	Baldwin		\$0	-	Gwinnett		\$0
-	Banks		\$0	-	Habersham		\$0
-	Barrow		\$0	-	Hall		\$0
-	Bartow		\$0	-	Hancock		\$0
-	Ben Hill		\$0	-	Haralson		\$0
-	Berrien		\$0	-	Harris		\$0
-	Bibb		\$0	-	Hart		\$0
-	Bleckley		\$0	-	Heard		\$0
-	Brantley		\$0	-	Henry		\$0
-	Brooks		\$0	-	Houston		\$0
-	Bryan		\$0	-	Irwin		\$0
-	Bulloch		\$0	-	Jackson		\$0
-	Burke		\$0	-	Jasper		\$0
-	Butts		\$0	-	Jeff Davis		\$0
-	Calhoun		\$0	-	Jefferson		\$0
-	Camden		\$0	-	Jenkins		\$0
-	Candler		\$0	-	Johnson		\$0
-	Carroll		\$0	-	Jones		\$0
-	Catoosa		\$0	-	Lamar		\$0
-	Charlton		\$0	-	Lanier		\$0
-	Chatham		\$0	-	Laurens		\$0
-	Chattahoochee		\$0	-	Lee		\$0
-	Chattooga		\$0	-	Liberty		\$0
-	Cherokee		\$0	-	Lincoln		\$0
-	Clarke		\$0	-	Long		\$0
-	Clay		\$0	-	Lowndes		\$0
-	Clayton		\$0	-	Lumpkin		\$0
-	Clinch		\$0	-	Macon		\$0
-	Cobb		\$0	-	Madison		\$0
-	Coffee		\$0	-	Marion		\$0
-	Colquitt		\$0	-	McDuffie		\$0
-	Columbia		\$0	-	McIntosh		\$0
-	Cook		\$0	-	Meriwether		\$0
-	Coweta		\$0	-	Miller		\$0
-	Crawford		\$0	-	Mitchell		\$0
-	Crisp		\$0	-	Monroe		\$0
-	Dade		\$0	-	Montgomery		\$0
-	Dawson		\$0	-	Morgan		\$0
-	Decatur		\$0	-	Murray		\$0
-	Dekalb		\$0	-	Muscogee		\$0
-	Dodge		\$0	-	Newton		\$0
-	Dooly		\$0	-	Oconee		\$0
-	Dougherty		\$0	-	Oglethorpe		\$0
-	Douglas		\$0	-	Paulding		\$0
-	Early		\$0	-	Peach		\$0
-	Echols		\$0	-	Pickens		\$0
-	Effingham		\$0	-	Pierce		\$0
-	Elbert		\$0	-	Pike		\$0
-	Emanuel		\$0	-	Polk		\$0
-	Evans		\$0	-	Pulaski		\$0
-	Fannin		\$0	-	Putnam		\$0
-	Fayette		\$0	-	Quitman		\$0
-	Floyd		\$0	-	Rabun		\$0
-	Forsyth		\$0	-	Randolph		\$0
-	Franklin		\$0	-	Richmond		\$0
-	Fulton		\$0	-	Rockdale		\$0
-	Gilmer		\$0	-	Schley		\$0
-	Glascok		\$0	-	Screven		\$0

Rank	County	Acres	Farm gate
-	Seminole		\$0
-	Spalding		\$0
-	Stephens		\$0
-	Stewart		\$0
-	Sumter		\$0
-	Talbot		\$0
-	Taliaferro		\$0
-	Tattnall		\$0
-	Taylor		\$0
-	Telfair		\$0
-	Terrell		\$0
-	Thomas		\$0
-	Tift		\$0
-	Toombs		\$0
-	Towns		\$0
-	Treutlen		\$0
-	Troup		\$0
-	Turner		\$0
-	Twiggs		\$0
-	Union		\$0
-	Upson		\$0
-	Walker		\$0
-	Walton		\$0
-	Ware		\$0
-	Warren		\$0
-	Washington		\$0
-	Wayne		\$0
-	Webster		\$0
-	Wheeler		\$0
-	White		\$0
-	Whitfield		\$0
-	Wilcox		\$0
-	Wilkes		\$0
-	Wilkinson		\$0
-	Worth		\$0
Totals & Avg.			\$0

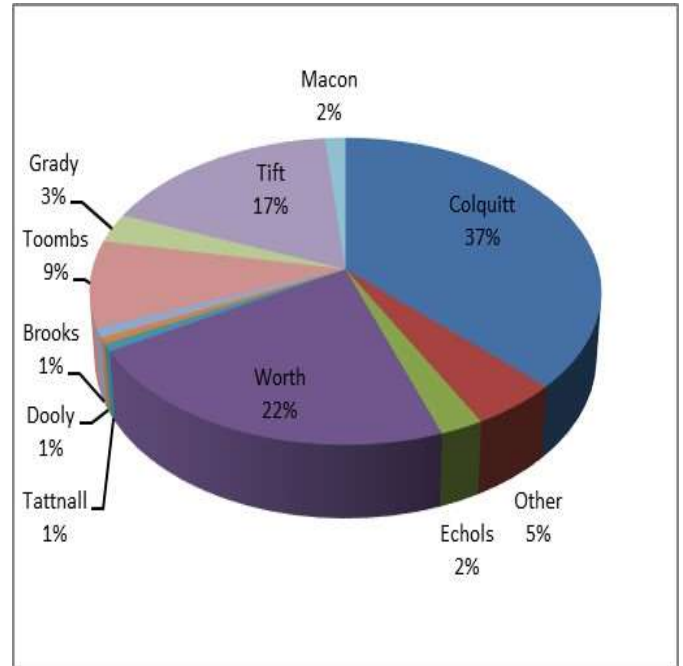
Percent of Vegetables 0.00%

Top Ten Counties by Value - Greens

County	Acres	Farm gate Value
Appling		\$0
Atkinson		\$0
Bacon		\$0
Baker		\$0
Baldwin		\$0
Banks		\$0
Barrow		\$0
Bartow		\$0
Ben Hill		\$0
Berrien		\$0

Top Ten Counties

For Greens



Okra Farm Gate Value 2023

Rank	County	Acres	Farm gate	Rank	County	Acres	Farm gate
1	Appling		\$0	-	Glynn		\$0
-	Atkinson		\$0	-	Gordon		\$0
-	Bacon		\$0	-	Grady		\$0
-	Baker		\$0	-	Greene		\$0
-	Baldwin		\$0	-	Gwinnett		\$0
-	Banks		\$0	-	Habersham		\$0
-	Barrow		\$0	-	Hall		\$0
-	Bartow		\$0	-	Hancock		\$0
-	Ben Hill		\$0	-	Haralson		\$0
-	Berrien		\$0	-	Harris		\$0
-	Bibb		\$0	-	Hart		\$0
-	Bleckley		\$0	-	Heard		\$0
-	Brantley		\$0	-	Henry		\$0
-	Brooks		\$0	-	Houston		\$0
-	Bryan		\$0	-	Irwin		\$0
-	Bulloch		\$0	-	Jackson		\$0
-	Burke		\$0	-	Jasper		\$0
-	Butts		\$0	-	Jeff Davis		\$0
-	Calhoun		\$0	-	Jefferson		\$0
-	Camden		\$0	-	Jenkins		\$0
-	Candler		\$0	-	Johnson		\$0
-	Carroll		\$0	-	Jones		\$0
-	Catoosa		\$0	-	Lamar		\$0
-	Charlton		\$0	-	Lanier		\$0
-	Chatham		\$0	-	Laurens		\$0
-	Chattahoochee		\$0	-	Lee		\$0
-	Chattooga		\$0	-	Liberty		\$0
-	Cherokee		\$0	-	Lincoln		\$0
-	Clarke		\$0	-	Long		\$0
-	Clay		\$0	-	Lowndes		\$0
-	Clayton		\$0	-	Lumpkin		\$0
-	Clinch		\$0	-	Macon		\$0
-	Cobb		\$0	-	Madison		\$0
-	Coffee		\$0	-	Marion		\$0
-	Colquitt		\$0	-	McDuffie		\$0
-	Columbia		\$0	-	McIntosh		\$0
-	Cook		\$0	-	Meriwether		\$0
-	Coweta		\$0	-	Miller		\$0
-	Crawford		\$0	-	Mitchell		\$0
-	Crisp		\$0	-	Monroe		\$0
-	Dade		\$0	-	Montgomery		\$0
-	Dawson		\$0	-	Morgan		\$0
-	Decatur		\$0	-	Murray		\$0
-	Dekalb		\$0	-	Muscogee		\$0
-	Dodge		\$0	-	Newton		\$0
-	Dooly		\$0	-	Oconee		\$0
-	Dougherty		\$0	-	Oglethorpe		\$0
-	Douglas		\$0	-	Paulding		\$0
-	Early		\$0	-	Peach		\$0
-	Echols		\$0	-	Pickens		\$0
-	Effingham		\$0	-	Pierce		\$0
-	Elbert		\$0	-	Pike		\$0
-	Emanuel		\$0	-	Polk		\$0
-	Evans		\$0	-	Pulaski		\$0
-	Fannin		\$0	-	Putnam		\$0
-	Fayette		\$0	-	Quitman		\$0
-	Floyd		\$0	-	Rabun		\$0
-	Forsyth		\$0	-	Randolph		\$0
-	Franklin		\$0	-	Richmond		\$0
-	Fulton		\$0	-	Rockdale		\$0
-	Gilmer		\$0	-	Schley		\$0
-	Glascok		\$0	-	Screven		\$0

Rank	County	Acres	Farm gate
-	Seminole		\$0
-	Spalding		\$0
-	Stephens		\$0
-	Stewart		\$0
-	Sumter		\$0
-	Talbot		\$0
-	Taliaferro		\$0
-	Tattnall		\$0
-	Taylor		\$0
-	Telfair		\$0
-	Terrell		\$0
-	Thomas		\$0
-	Tift		\$0
-	Toombs		\$0
-	Towns		\$0
-	Treutlen		\$0
-	Troup		\$0
-	Turner		\$0
-	Twiggs		\$0
-	Union		\$0
-	Upton		\$0
-	Walker		\$0
-	Walton		\$0
-	Ware		\$0
-	Warren		\$0
-	Washington		\$0
-	Wayne		\$0
-	Webster		\$0
-	Wheeler		\$0
-	White		\$0
-	Whitfield		\$0
-	Wilcox		\$0
-	Wilkes		\$0
-	Wilkinson		\$0
-	Worth		\$0
Totals & Avg.			\$0

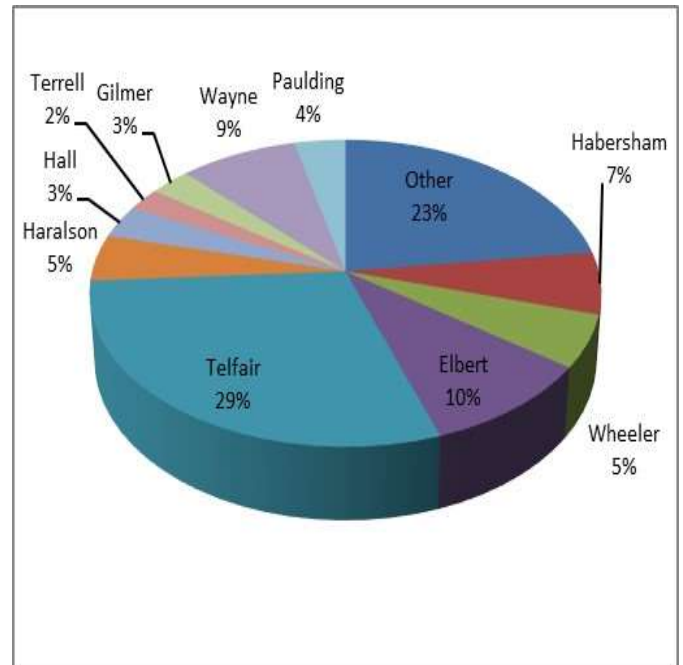
Percent of Vegetables 0.00%

Top Ten Counties by Value - Okra

County	Acres	Farm gate Value
Appling		\$0
Atkinson		\$0
Bacon		\$0
Baker		\$0
Baldwin		\$0
Banks		\$0
Barrow		\$0
Bartow		\$0
Ben Hill		\$0
Berrien		\$0

Top Ten Counties

For Okra



Onions Farm Gate Value 2023

Rank	County	Acres	Farm gate Value	Rank	County	Acres	Farm gate Value
-	Appling		\$0	-	Glynn		\$0
-	Atkinson		\$0	-	Gordon		\$0
-	Bacon		\$0	-	Grady		\$0
-	Baker		\$0	-	Greene		\$0
-	Baldwin		\$0	-	Gwinnett		\$0
-	Banks		\$0	-	Habersham		\$0
21	Barrow		\$78	14	Hall	1	\$16,200
-	Bartow		\$0	-	Hancock		\$0
-	Ben Hill		\$0	-	Haralson		\$0
-	Berrien		\$0	-	Harris		\$0
-	Bibb		\$0	-	Hart		\$0
-	Bleckley		\$0	-	Heard		\$0
-	Brantley		\$0	-	Henry		\$0
17	Brooks		\$3,888	-	Houston		\$0
-	Bryan		\$0	-	Irwin		\$0
4	Bulloch	827	\$13,397,400	-	Jackson		\$0
-	Burke		\$0	-	Jasper		\$0
-	Butts		\$0	-	Jeff Davis		\$0
-	Calhoun		\$0	-	Jefferson		\$0
-	Camden		\$0	-	Jenkins		\$0
5	Candler	395	\$7,821,000	9	Johnson	50	\$750,000
-	Carroll		\$0	-	Jones		\$0
-	Catoosa		\$0	-	Lamar		\$0
-	Charlton		\$0	-	Lanier		\$0
-	Chatham		\$0	13	Laurens	2	\$27,000
-	Chattahoochee		\$0	20	Lee		\$162
-	Chattooga		\$0	-	Liberty		\$0
-	Cherokee		\$0	-	Lincoln		\$0
-	Clarke		\$0	-	Long		\$0
-	Clay		\$0	-	Lowndes		\$0
-	Clayton		\$0	-	Lumpkin		\$0
-	Clinch		\$0	-	Macon		\$0
-	Cobb		\$0	18	Madison		\$1,530
-	Coffee		\$0	-	Marion		\$0
-	Colquitt		\$0	-	McDuffie		\$0
-	Columbia		\$0	-	McIntosh		\$0
-	Cook		\$0	-	Meriwether		\$0
-	Coweta		\$0	-	Miller		\$0
-	Crawford		\$0	-	Mitchell		\$0
-	Crisp		\$0	-	Monroe		\$0
15	Dade	1	\$14,400	7	Montgomery	351	\$5,686,200
-	Dawson		\$0	-	Morgan		\$0
-	Decatur		\$0	-	Murray		\$0
-	Dekalb		\$0	-	Muscogee		\$0
-	Dodge		\$0	-	Newton		\$0
-	Dooly		\$0	-	Oconee		\$0
-	Dougherty		\$0	-	Oglethorpe		\$0
-	Douglas		\$0	19	Paulding	1	\$1,200
-	Early		\$0	-	Peach		\$0
-	Echols		\$0	-	Pickens		\$0
16	Effingham		\$4,050	-	Pierce		\$0
-	Elbert		\$0	-	Pike		\$0
8	Emanuel	200	\$3,240,000	-	Polk		\$0
3	Evans	1,055	\$20,889,000	-	Pulaski		\$0
-	Fannin		\$0	-	Putnam		\$0
15	Fayette	1	\$14,400	-	Quitman		\$0
-	Floyd		\$0	-	Rabun		\$0
-	Forsyth		\$0	-	Randolph		\$0
-	Franklin		\$0	-	Richmond		\$0
-	Fulton		\$0	-	Rockdale		\$0
-	Gilmer		\$0	-	Schley		\$0
-	Glascocock		\$0	-	Screven		\$0

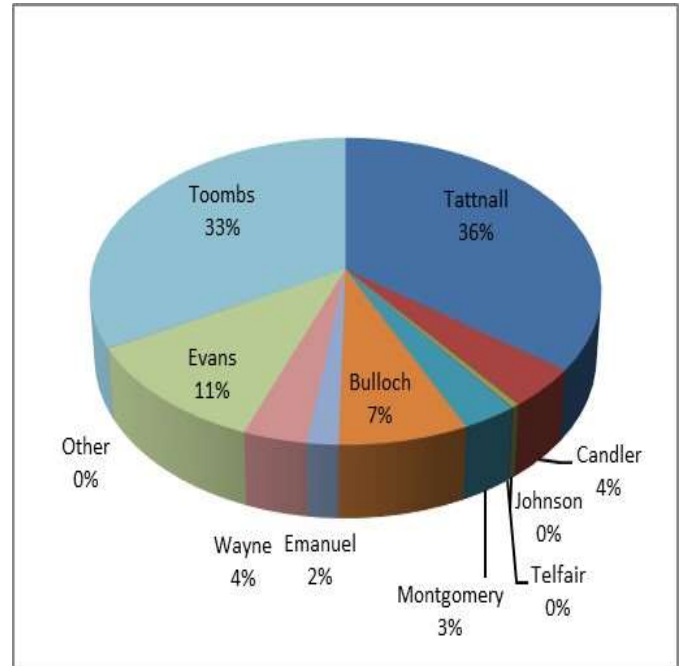
Rank	County	Acres	Farm gate Value
-	Seminole		\$0
-	Spalding		\$0
-	Stephens		\$0
-	Stewart		\$0
-	Sumter		\$0
-	Talbot		\$0
-	Taliaferro		\$0
1	Tattnall	4,101	\$66,436,200
-	Taylor		\$0
10	Telfair	11	\$154,000
-	Terrell		\$0
-	Thomas		\$0
12	Tift	2	\$32,400
2	Toombs	3,825	\$61,965,000
-	Towns		\$0
-	Treutlen		\$0
-	Troup		\$0
-	Turner		\$0
-	Twiggs		\$0
11	Union	3	\$51,300
-	Upson		\$0
-	Walker		\$0
-	Walton		\$0
-	Ware		\$0
-	Warren		\$0
-	Washington		\$0
6	Wayne	734	\$6,606,000
-	Webster		\$0
-	Wheeler		\$0
-	White		\$0
-	Whitfield		\$0
-	Wilcox		\$0
-	Wilkes		\$0
-	Wilkinson		\$0
-	Worth		\$0

Totals & Avg. 11,560 \$187,111,408

Percent of Vegetables 14.04%

Top Ten Counties

For Onions



Top Ten Counties by Value - Onions

County	Acres	Farm gate Value
Tattnall	4,101	\$66,436,200
Toombs	3,825	\$61,965,000
Evans	1,055	\$20,889,000
Bulloch	827	\$13,397,400
Candler	395	\$7,821,000
Wayne	734	\$6,606,000
Montgomery	351	\$5,686,200
Emanuel	200	\$3,240,000
Johnson	50	\$750,000
Telfair	11	\$154,000

Other Peppers (banana & hot peppers) Farm Gate Value 2023

Rank	County	Acres	Farm	Rank	County	Acres	Farm	Rank	County	Acres	Farm
1	Appling		\$0	-	Fayette		\$0	-	Peach		\$0
-	Atkinson		\$0	-	Floyd		\$0	-	Pickens		\$0
-	Bacon		\$0	-	Forsyth		\$0	-	Pierce		\$0
-	Baker		\$0	-	Franklin		\$0	-	Pike		\$0
-	Baldwin		\$0	-	Fulton		\$0	-	Polk		\$0
-	Banks		\$0	-	Gilmer		\$0	-	Pulaski		\$0
-	Barrow		\$0	-	Glascocock		\$0	-	Putnam		\$0
-	Bartow		\$0	-	Glynn		\$0	-	Quitman		\$0
-	Ben Hill		\$0	-	Gordon		\$0	-	Rabun		\$0
-	Berrien		\$0	-	Grady		\$0	-	Randolph		\$0
-	Bibb		\$0	-	Greene		\$0	-	Richmond		\$0
-	Bleckley		\$0	-	Gwinnett		\$0	-	Rockdale		\$0
-	Brantley		\$0	-	Habersham		\$0	-	Schley		\$0
-	Brooks		\$0	-	Hall		\$0	-	Screven		\$0
-	Bryan		\$0	-	Hancock		\$0	-	Seminole		\$0
-	Bulloch		\$0	-	Haralson		\$0	-	Spalding		\$0
-	Burke		\$0	-	Harris		\$0	-	Stephens		\$0
-	Butts		\$0	-	Hart		\$0	-	Stewart		\$0
-	Calhoun		\$0	-	Heard		\$0	-	Sumter		\$0
-	Camden		\$0	-	Henry		\$0	-	Talbot		\$0
-	Candler		\$0	-	Houston		\$0	-	Taliaferro		\$0
-	Carroll		\$0	-	Irwin		\$0	-	Tattnell		\$0
-	Catoosa		\$0	-	Jackson		\$0	-	Taylor		\$0
-	Charlton		\$0	-	Jasper		\$0	-	Telfair		\$0
-	Chatham		\$0	-	Jeff Davis		\$0	-	Terrell		\$0
-	Chattahoochee		\$0	-	Jefferson		\$0	-	Thomas		\$0
-	Chattooga		\$0	-	Jenkins		\$0	-	Tift		\$0
-	Cherokee		\$0	-	Johnson		\$0	-	Toombs		\$0
-	Clarke		\$0	-	Jones		\$0	-	Towns		\$0
-	Clay		\$0	-	Lamar		\$0	-	Treutlen		\$0
-	Clayton		\$0	-	Lanier		\$0	-	Troup		\$0
-	Clinch		\$0	-	Laurens		\$0	-	Turner		\$0
-	Cobb		\$0	-	Lee		\$0	-	Twiggs		\$0
-	Coffee		\$0	-	Liberty		\$0	-	Union		\$0
-	Colquitt		\$0	-	Lincoln		\$0	-	Upson		\$0
-	Columbia		\$0	-	Long		\$0	-	Walker		\$0
-	Cook		\$0	-	Lowndes		\$0	-	Walton		\$0
-	Coweta		\$0	-	Lumpkin		\$0	-	Ware		\$0
-	Crawford		\$0	-	Macon		\$0	-	Warren		\$0
-	Crisp		\$0	-	Madison		\$0	-	Washington		\$0
-	Dade		\$0	-	Marion		\$0	-	Wayne		\$0
-	Dawson		\$0	-	McDuffie		\$0	-	Webster		\$0
-	Decatur		\$0	-	McIntosh		\$0	-	Wheeler		\$0
-	Dekalb		\$0	-	Meriwether		\$0	-	White		\$0
-	Dodge		\$0	-	Miller		\$0	-	Whitfield		\$0
-	Dooley		\$0	-	Mitchell		\$0	-	Wilcox		\$0
-	Dougherty		\$0	-	Monroe		\$0	-	Wilkes		\$0
-	Douglas		\$0	-	Montgomery		\$0	-	Wilkinson		\$0
-	Early		\$0	-	Morgan		\$0	-	Worth		\$0
-	Echols		\$0	-	Murray		\$0				
-	Effingham		\$0	-	Muscogee		\$0				
-	Elbert		\$0	-	Newton		\$0				
-	Emanuel		\$0	-	Oconee		\$0				
-	Evans		\$0	-	Oglethorpe		\$0				
-	Fannin		\$0	-	Paulding		\$0				

Totals & Avg. \$0
Percent of Vegetables
0.00%

Other Vegetables Farm Gate Value 2023

Rank	County	Farm gate	Rank	County	Farm gate	Rank	County	Farm gate
38	Appling	\$2,621,200	83	Fayette	\$178,825	27	Peach	\$6,375,000
102	Atkinson	\$37,800	32	Floyd	\$3,891,700	-	Pickens	\$0
-	Bacon	\$0	43	Forsyth	\$1,776,450	-	Pierce	\$0
24	Baker	\$8,171,850	105	Franklin	\$20,000	78	Pike	\$230,000
107	Baldwin	\$18,000	59	Fulton	\$803,094	34	Polk	\$3,521,900
63	Banks	\$577,500	40	Gilmer	\$2,443,580	50	Pulaski	\$1,320,000
66	Barrow	\$400,625	61	Glascocock	\$647,790	72	Putnam	\$324,000
31	Bartow	\$4,885,764	-	Glynn	\$0	-	Quitman	\$0
39	Ben Hill	\$2,497,000	74	Gordon	\$279,140	19	Rabun	\$12,656,950
21	Berrien	\$11,218,764	13	Grady	\$17,724,760	-	Randolph	\$0
108	Bibb	\$7,200	-	Greene	\$0	91	Richmond	\$111,900
-	Bleckley	\$0	-	Gwinnett	\$0	88	Rockdale	\$117,150
81	Brantley	\$209,375	23	Habersham	\$8,526,323	-	Schley	\$0
7	Brooks	\$30,535,877	29	Hall	\$5,355,706	36	Screven	\$2,942,055
-	Bryan	\$0	-	Hancock	\$0	15	Seminole	\$17,227,200
28	Bulloch	\$5,551,100	54	Haralson	\$1,193,920	109	Spalding	\$6,720
64	Burke	\$550,550	76	Harris	\$238,052	67	Stephens	\$400,000
-	Butts	\$0	106	Hart	\$18,300	-	Stewart	\$0
75	Calhoun	\$259,600	-	Heard	\$0	30	Sumter	\$4,957,688
-	Camden	\$0	-	Henry	\$0	-	Talbot	\$0
44	Candler	\$1,660,200	-	Houston	\$0	-	Taliaferro	\$0
65	Carroll	\$542,961	57	Irwin	\$936,000	11	Tattnall	\$25,493,375
89	Catoosa	\$117,102	97	Jackson	\$80,000	-	Taylor	\$0
-	Charlton	\$0	71	Jasper	\$338,250	10	Telfair	\$25,994,845
-	Chatham	\$0	80	Jeff Davis	\$210,000	70	Terrell	\$369,500
-	Chattahoochee	\$0	-	Jefferson	\$0	46	Thomas	\$1,618,410
-	Chattooga	\$0	58	Jenkins	\$810,000	3	Tift	\$93,784,240
56	Cherokee	\$947,800	79	Johnson	\$210,670	12	Toombs	\$22,479,350
62	Clarke	\$580,000	73	Jones	\$300,000	94	Towns	\$96,600
-	Clay	\$0	-	Lamar	\$0	-	Treutlen	\$0
-	Clayton	\$0	-	Lanier	\$0	-	Troup	\$0
-	Clinch	\$0	68	Laurens	\$393,350	18	Turner	\$12,789,488
96	Cobb	\$84,200	20	Lee	\$12,282,862	-	Twiggs	\$0
45	Coffee	\$1,624,000	84	Liberty	\$125,000	37	Union	\$2,855,953
1	Colquitt	\$179,401,540	85	Lincoln	\$124,100	-	Upson	\$0
47	Columbia	\$1,544,275	-	Long	\$0	90	Walker	\$114,700
9	Cook	\$26,017,085	17	Lowndes	\$13,767,170	-	Walton	\$0
82	Coweta	\$180,000	92	Lumpkin	\$110,400	41	Ware	\$2,066,900
-	Crawford	\$0	25	Macon	\$7,149,250	48	Warren	\$1,514,600
8	Crisp	\$27,504,200	77	Madison	\$235,275	95	Washington	\$93,500
60	Dade	\$658,435	111	Marion	\$3,644	35	Wayne	\$3,225,300
52	Dawson	\$1,213,000	-	McDuffie	\$0	93	Webster	\$99,600
2	Decatur	\$119,394,100	-	McIntosh	\$0	22	Wheeler	\$11,014,571
-	Dekalb	\$0	103	Meriwether	\$28,500	-	White	\$0
14	Dodge	\$17,469,144	53	Miller	\$1,202,000	-	Whitfield	\$0
26	Dooly	\$6,602,350	4	Mitchell	\$64,747,425	16	Wilcox	\$17,079,340
99	Dougherty	\$73,700	-	Monroe	\$0	-	Wilkes	\$0
98	Douglas	\$77,000	55	Montgomery	\$1,057,083	-	Wilkinson	\$0
101	Early	\$55,500	87	Morgan	\$117,920	6	Worth	\$58,393,425
5	Echols	\$58,906,500	-	Murray	\$0	Totals & Avg. \$997,692,700		
42	Effingham	\$1,914,812	110	Muscogee	\$5,000	Percent of Vegetables		
86	Elbert	\$122,400	33	Newton	\$3,600,900	74.86%		
-	Emanuel	\$0	104	Oconee	\$23,962			
51	Evans	\$1,283,400	100	Oglethorpe	\$72,010			
49	Fannin	\$1,494,900	69	Paulding	\$379,220			

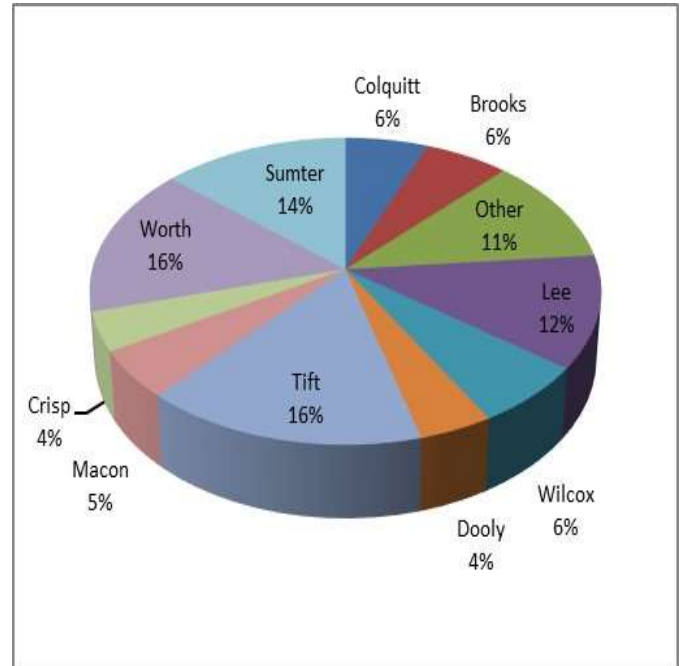
Snap Beans Farm Gate Value 2023

Rank	County	Acres	Farm gate	Rank	County	Acres	Farm gate
-	Appling		\$0	-	Glynn		\$0
-	Atkinson		\$0	-	Gordon		\$0
-	Bacon		\$0	-	Grady		\$0
-	Baker		\$0	-	Greene		\$0
-	Baldwin		\$0	-	Gwinnett		\$0
-	Banks		\$0	-	Habersham		\$0
-	Barrow		\$0	-	Hall		\$0
-	Bartow		\$0	-	Hancock		\$0
-	Ben Hill		\$0	-	Haralson		\$0
-	Berrien		\$0	-	Harris		\$0
-	Bibb		\$0	-	Hart		\$0
-	Bleckley		\$0	-	Heard		\$0
-	Brantley		\$0	2	Henry	2	\$2,865
-	Brooks		\$0	-	Houston		\$0
-	Bryan		\$0	-	Irwin		\$0
-	Bulloch		\$0	-	Jackson		\$0
-	Burke		\$0	-	Jasper		\$0
-	Butts		\$0	-	Jeff Davis		\$0
-	Calhoun		\$0	-	Jefferson		\$0
-	Camden		\$0	-	Jenkins		\$0
-	Candler		\$0	-	Johnson		\$0
-	Carroll		\$0	-	Jones		\$0
-	Catoosa		\$0	-	Lamar		\$0
-	Charlton		\$0	-	Lanier		\$0
-	Chatham		\$0	-	Laurens		\$0
-	Chattahoochee		\$0	-	Lee		\$0
-	Chattooga		\$0	-	Liberty		\$0
-	Cherokee		\$0	-	Lincoln		\$0
-	Clarke		\$0	-	Long		\$0
-	Clay		\$0	-	Lowndes		\$0
-	Clayton		\$0	-	Lumpkin		\$0
-	Clinch		\$0	-	Macon		\$0
-	Cobb		\$0	-	Madison		\$0
-	Coffee		\$0	-	Marion		\$0
-	Colquitt		\$0	-	McDuffie		\$0
-	Columbia		\$0	-	McIntosh		\$0
-	Cook		\$0	-	Meriwether		\$0
-	Coweta		\$0	-	Miller		\$0
-	Crawford		\$0	-	Mitchell		\$0
-	Crisp		\$0	-	Monroe		\$0
-	Dade		\$0	-	Montgomery		\$0
-	Dawson		\$0	-	Morgan		\$0
-	Decatur		\$0	-	Murray		\$0
-	Dekalb		\$0	-	Muscogee		\$0
-	Dodge		\$0	-	Newton		\$0
-	Dooly		\$0	-	Oconee		\$0
-	Dougherty		\$0	-	Oglethorpe		\$0
-	Douglas		\$0	-	Paulding		\$0
-	Early		\$0	-	Peach		\$0
-	Echols		\$0	-	Pickens		\$0
-	Effingham		\$0	-	Pierce		\$0
-	Elbert		\$0	-	Pike		\$0
-	Emanuel		\$0	-	Polk		\$0
-	Evans		\$0	-	Pulaski		\$0
-	Fannin		\$0	-	Putnam		\$0
-	Fayette		\$0	-	Quitman		\$0
-	Floyd		\$0	-	Rabun		\$0
-	Forsyth		\$0	-	Randolph		\$0
-	Franklin		\$0	-	Richmond		\$0
-	Fulton		\$0	-	Rockdale		\$0
-	Gilmer		\$0	-	Schley		\$0
-	Glascok		\$0	-	Screven		\$0

Rank	County	Acres	Farm gate
-	Seminole		\$0
-	Spalding		\$0
-	Stephens		\$0
-	Stewart		\$0
1	Sumter	300	\$720,000
-	Talbot		\$0
-	Taliaferro		\$0
-	Tattnall		\$0
-	Taylor		\$0
-	Telfair		\$0
-	Terrell		\$0
-	Thomas		\$0
-	Tift		\$0
-	Toombs		\$0
-	Towns		\$0
-	Treutlen		\$0
-	Troup		\$0
-	Turner		\$0
-	Twiggs		\$0
-	Union		\$0
-	Upson		\$0
-	Walker		\$0
-	Walton		\$0
-	Ware		\$0
-	Warren		\$0
-	Washington		\$0
-	Wayne		\$0
-	Webster		\$0
-	Wheeler		\$0
-	White		\$0
-	Whitfield		\$0
-	Wilcox		\$0
-	Wilkes		\$0
-	Wilkinson		\$0
-	Worth		\$0
Totals & Avg.		302	\$722,865
Percent of Vegetables		0.05%	

Top Ten Counties

For Snap Beans



Top Ten Counties by Value - Snap Beans

County	Acres	Farm gate Value
Sumter	300	\$720,000
Henry	2	\$2,865
Appling		\$0
Atkinson		\$0
Bacon		\$0
Baker		\$0
Baldwin		\$0
Banks		\$0
Barrow		\$0
Bartow		\$0

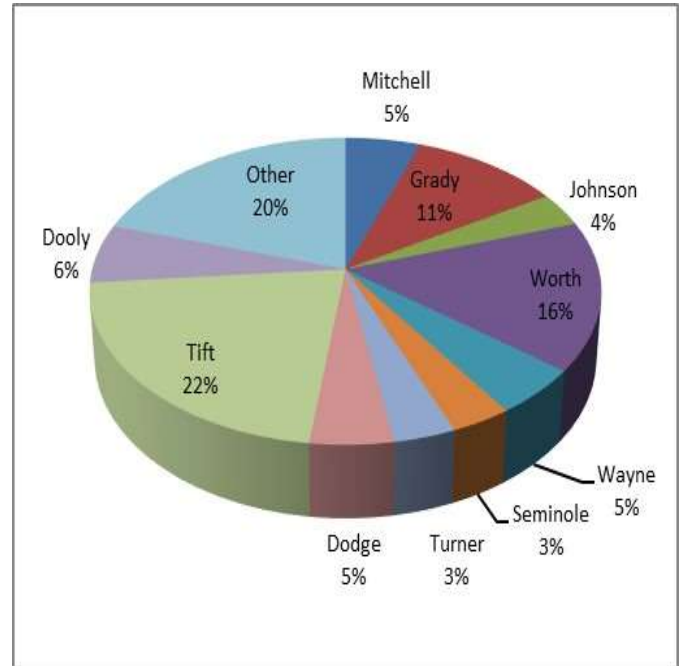
Southern Peas Farm Gate Value 2023

Rank	County	Acres	Farm gate	Rank	County	Acres	Farm gate
1	Appling		\$0	-	Glynn		\$0
-	Atkinson		\$0	-	Gordon		\$0
-	Bacon		\$0	-	Grady		\$0
-	Baker		\$0	-	Greene		\$0
-	Baldwin		\$0	-	Gwinnett		\$0
-	Banks		\$0	-	Habersham		\$0
-	Barrow		\$0	-	Hall		\$0
-	Bartow		\$0	-	Hancock		\$0
-	Ben Hill		\$0	-	Haralson		\$0
-	Berrien		\$0	-	Harris		\$0
-	Bibb		\$0	-	Hart		\$0
-	Bleckley		\$0	-	Heard		\$0
-	Brantley		\$0	-	Henry		\$0
-	Brooks		\$0	-	Houston		\$0
-	Bryan		\$0	-	Irwin		\$0
-	Bulloch		\$0	-	Jackson		\$0
-	Burke		\$0	-	Jasper		\$0
-	Butts		\$0	-	Jeff Davis		\$0
-	Calhoun		\$0	-	Jefferson		\$0
-	Camden		\$0	-	Jenkins		\$0
-	Candler		\$0	-	Johnson		\$0
-	Carroll		\$0	-	Jones		\$0
-	Catoosa		\$0	-	Lamar		\$0
-	Charlton		\$0	-	Lanier		\$0
-	Chatham		\$0	-	Laurens		\$0
-	Chattahoochee		\$0	-	Lee		\$0
-	Chattooga		\$0	-	Liberty		\$0
-	Cherokee		\$0	-	Lincoln		\$0
-	Clarke		\$0	-	Long		\$0
-	Clay		\$0	-	Lowndes		\$0
-	Clayton		\$0	-	Lumpkin		\$0
-	Clinch		\$0	-	Macon		\$0
-	Cobb		\$0	-	Madison		\$0
-	Coffee		\$0	-	Marion		\$0
-	Colquitt		\$0	-	McDuffie		\$0
-	Columbia		\$0	-	McIntosh		\$0
-	Cook		\$0	-	Meriwether		\$0
-	Coweta		\$0	-	Miller		\$0
-	Crawford		\$0	-	Mitchell		\$0
-	Crisp		\$0	-	Monroe		\$0
-	Dade		\$0	-	Montgomery		\$0
-	Dawson		\$0	-	Morgan		\$0
-	Decatur		\$0	-	Murray		\$0
-	Dekalb		\$0	-	Muscogee		\$0
-	Dodge		\$0	-	Newton		\$0
-	Dooly		\$0	-	Oconee		\$0
-	Dougherty		\$0	-	Oglethorpe		\$0
-	Douglas		\$0	-	Paulding		\$0
-	Early		\$0	-	Peach		\$0
-	Echols		\$0	-	Pickens		\$0
-	Effingham		\$0	-	Pierce		\$0
-	Elbert		\$0	-	Pike		\$0
-	Emanuel		\$0	-	Polk		\$0
-	Evans		\$0	-	Pulaski		\$0
-	Fannin		\$0	-	Putnam		\$0
-	Fayette		\$0	-	Quitman		\$0
-	Floyd		\$0	-	Rabun		\$0
-	Forsyth		\$0	-	Randolph		\$0
-	Franklin		\$0	-	Richmond		\$0
-	Fulton		\$0	-	Rockdale		\$0
-	Gilmer		\$0	-	Schley		\$0
-	Glascok		\$0	-	Screven		\$0

Rank	County	Acres	Farm gate
-	Seminole		\$0
-	Spalding		\$0
-	Stephens		\$0
-	Stewart		\$0
-	Sumter		\$0
-	Talbot		\$0
-	Taliaferro		\$0
-	Tattnall		\$0
-	Taylor		\$0
-	Telfair		\$0
-	Terrell		\$0
-	Thomas		\$0
-	Tift		\$0
-	Toombs		\$0
-	Towns		\$0
-	Treutlen		\$0
-	Troup		\$0
-	Turner		\$0
-	Twiggs		\$0
-	Union		\$0
-	Upton		\$0
-	Walker		\$0
-	Walton		\$0
-	Ware		\$0
-	Warren		\$0
-	Washington		\$0
-	Wayne		\$0
-	Webster		\$0
-	Wheeler		\$0
-	White		\$0
-	Whitfield		\$0
-	Wilcox		\$0
-	Wilkes		\$0
-	Wilkinson		\$0
-	Worth		\$0
Totals & Avg.			\$0
Percent of Vegetables			0.00%

Top Ten Counties

For Southern Peas



Top Ten Counties by Value - Southern Peas

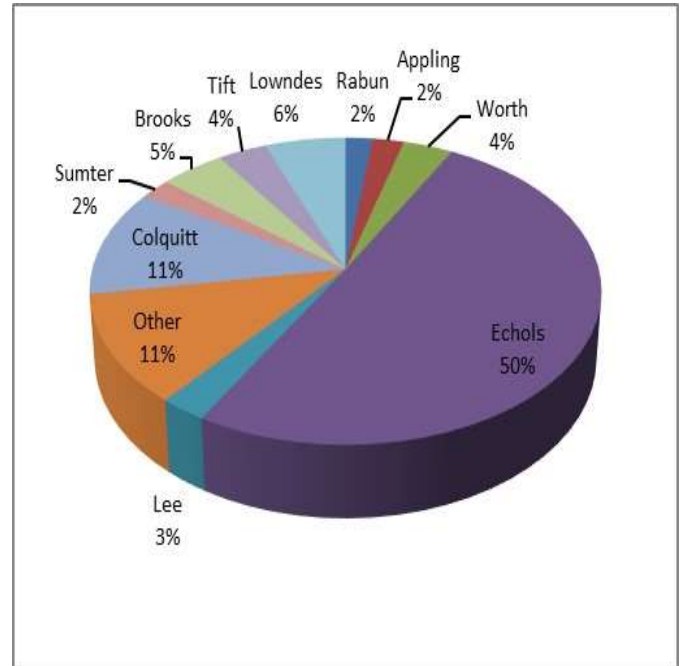
County	Acres	Farm gate Value
Appling		\$0
Atkinson		\$0
Bacon		\$0
Baker		\$0
Baldwin		\$0
Banks		\$0
Barrow		\$0
Bartow		\$0
Ben Hill		\$0
Berrien		\$0

Squash (yellow & winter) Farm Gate Value 2023

Rank	County	Acres	Farm gate	Rank	County	Acres	Farm gate
1	Appling		\$0	-	Glynn		\$0
-	Atkinson		\$0	-	Gordon		\$0
-	Bacon		\$0	-	Grady		\$0
-	Baker		\$0	-	Greene		\$0
-	Baldwin		\$0	-	Gwinnett		\$0
-	Banks		\$0	-	Habersham		\$0
-	Barrow		\$0	-	Hall		\$0
-	Bartow		\$0	-	Hancock		\$0
-	Ben Hill		\$0	-	Haralson		\$0
-	Berrien		\$0	-	Harris		\$0
-	Bibb		\$0	-	Hart		\$0
-	Bleckley		\$0	-	Heard		\$0
-	Brantley		\$0	-	Henry		\$0
-	Brooks		\$0	-	Houston		\$0
-	Bryan		\$0	-	Irwin		\$0
-	Bulloch		\$0	-	Jackson		\$0
-	Burke		\$0	-	Jasper		\$0
-	Butts		\$0	-	Jeff Davis		\$0
-	Calhoun		\$0	-	Jefferson		\$0
-	Camden		\$0	-	Jenkins		\$0
-	Candler		\$0	-	Johnson		\$0
-	Carroll		\$0	-	Jones		\$0
-	Catoosa		\$0	-	Lamar		\$0
-	Charlton		\$0	-	Lanier		\$0
-	Chatham		\$0	-	Laurens		\$0
-	Chattahoochee		\$0	-	Lee		\$0
-	Chattooga		\$0	-	Liberty		\$0
-	Cherokee		\$0	-	Lincoln		\$0
-	Clarke		\$0	-	Long		\$0
-	Clay		\$0	-	Lowndes		\$0
-	Clayton		\$0	-	Lumpkin		\$0
-	Clinch		\$0	-	Macon		\$0
-	Cobb		\$0	-	Madison		\$0
-	Coffee		\$0	-	Marion		\$0
-	Colquitt		\$0	-	McDuffie		\$0
-	Columbia		\$0	-	McIntosh		\$0
-	Cook		\$0	-	Meriwether		\$0
-	Coweta		\$0	-	Miller		\$0
-	Crawford		\$0	-	Mitchell		\$0
-	Crisp		\$0	-	Monroe		\$0
-	Dade		\$0	-	Montgomery		\$0
-	Dawson		\$0	-	Morgan		\$0
-	Decatur		\$0	-	Murray		\$0
-	Dekalb		\$0	-	Muscogee		\$0
-	Dodge		\$0	-	Newton		\$0
-	Dooly		\$0	-	Oconee		\$0
-	Dougherty		\$0	-	Oglethorpe		\$0
-	Douglas		\$0	-	Paulding		\$0
-	Early		\$0	-	Peach		\$0
-	Echols		\$0	-	Pickens		\$0
-	Effingham		\$0	-	Pierce		\$0
-	Elbert		\$0	-	Pike		\$0
-	Emanuel		\$0	-	Polk		\$0
-	Evans		\$0	-	Pulaski		\$0
-	Fannin		\$0	-	Putnam		\$0
-	Fayette		\$0	-	Quitman		\$0
-	Floyd		\$0	-	Rabun		\$0
-	Forsyth		\$0	-	Randolph		\$0
-	Franklin		\$0	-	Richmond		\$0
-	Fulton		\$0	-	Rockdale		\$0
-	Gilmer		\$0	-	Schley		\$0
-	Glascok		\$0	-	Screven		\$0

Rank	County	Acres	Farm gate
-	Seminole		\$0
-	Spalding		\$0
-	Stephens		\$0
-	Stewart		\$0
-	Sumter		\$0
-	Talbot		\$0
-	Taliaferro		\$0
-	Tattnall		\$0
-	Taylor		\$0
-	Telfair		\$0
-	Terrell		\$0
-	Thomas		\$0
-	Tift		\$0
-	Toombs		\$0
-	Towns		\$0
-	Treutlen		\$0
-	Troup		\$0
-	Turner		\$0
-	Twiggs		\$0
-	Union		\$0
-	Upson		\$0
-	Walker		\$0
-	Walton		\$0
-	Ware		\$0
-	Warren		\$0
-	Washington		\$0
-	Wayne		\$0
-	Webster		\$0
-	Wheeler		\$0
-	White		\$0
-	Whitfield		\$0
-	Wilcox		\$0
-	Wilkes		\$0
-	Wilkinson		\$0
-	Worth		\$0
Totals & Avg.			\$0
Percent of Vegetables			0.00%

Top Ten Counties
For Squash (yellow & winter)



Top Ten Counties by Value - Squash (yellow & winter)

County	Acres	Farm gate Value
Appling		\$0
Atkinson		\$0
Bacon		\$0
Baker		\$0
Baldwin		\$0
Banks		\$0
Barrow		\$0
Bartow		\$0
Ben Hill		\$0
Berrien		\$0

Sweet Corn Farm Gate Value 2023

Rank	County	Acres	Farm gate	Rank	County	Acres	Farm gate
1	Appling		\$0	-	Glynn		\$0
-	Atkinson		\$0	-	Gordon		\$0
-	Bacon		\$0	-	Grady		\$0
-	Baker		\$0	-	Greene		\$0
-	Baldwin		\$0	-	Gwinnett		\$0
-	Banks		\$0	-	Habersham		\$0
-	Barrow		\$0	-	Hall		\$0
-	Bartow		\$0	-	Hancock		\$0
-	Ben Hill		\$0	-	Haralson		\$0
-	Berrien		\$0	-	Harris		\$0
-	Bibb		\$0	-	Hart		\$0
-	Bleckley		\$0	-	Heard		\$0
-	Brantley		\$0	-	Henry		\$0
-	Brooks		\$0	-	Houston		\$0
-	Bryan		\$0	-	Irwin		\$0
-	Bulloch		\$0	-	Jackson		\$0
-	Burke		\$0	-	Jasper		\$0
-	Butts		\$0	-	Jeff Davis		\$0
-	Calhoun		\$0	-	Jefferson		\$0
-	Camden		\$0	-	Jenkins		\$0
-	Candler		\$0	-	Johnson		\$0
-	Carroll		\$0	-	Jones		\$0
-	Catoosa		\$0	-	Lamar		\$0
-	Charlton		\$0	-	Lanier		\$0
-	Chatham		\$0	-	Laurens		\$0
-	Chattahoochee		\$0	-	Lee		\$0
-	Chattooga		\$0	-	Liberty		\$0
-	Cherokee		\$0	-	Lincoln		\$0
-	Clarke		\$0	-	Long		\$0
-	Clay		\$0	-	Lowndes		\$0
-	Clayton		\$0	-	Lumpkin		\$0
-	Clinch		\$0	-	Macon		\$0
-	Cobb		\$0	-	Madison		\$0
-	Coffee		\$0	-	Marion		\$0
-	Colquitt		\$0	-	McDuffie		\$0
-	Columbia		\$0	-	McIntosh		\$0
-	Cook		\$0	-	Meriwether		\$0
-	Coweta		\$0	-	Miller		\$0
-	Crawford		\$0	-	Mitchell		\$0
-	Crisp		\$0	-	Monroe		\$0
-	Dade		\$0	-	Montgomery		\$0
-	Dawson		\$0	-	Morgan		\$0
-	Decatur		\$0	-	Murray		\$0
-	Dekalb		\$0	-	Muscogee		\$0
-	Dodge		\$0	-	Newton		\$0
-	Dooly		\$0	-	Oconee		\$0
-	Dougherty		\$0	-	Oglethorpe		\$0
-	Douglas		\$0	-	Paulding		\$0
-	Early		\$0	-	Peach		\$0
-	Echols		\$0	-	Pickens		\$0
-	Effingham		\$0	-	Pierce		\$0
-	Elbert		\$0	-	Pike		\$0
-	Emanuel		\$0	-	Polk		\$0
-	Evans		\$0	-	Pulaski		\$0
-	Fannin		\$0	-	Putnam		\$0
-	Fayette		\$0	-	Quitman		\$0
-	Floyd		\$0	-	Rabun		\$0
-	Forsyth		\$0	-	Randolph		\$0
-	Franklin		\$0	-	Richmond		\$0
-	Fulton		\$0	-	Rockdale		\$0
-	Gilmer		\$0	-	Schley		\$0
-	Glascok		\$0	-	Screven		\$0

Rank	County	Acres	Farm gate
-	Seminole		\$0
-	Spalding		\$0
-	Stephens		\$0
-	Stewart		\$0
-	Sumter		\$0
-	Talbot		\$0
-	Taliaferro		\$0
-	Tattnall		\$0
-	Taylor		\$0
-	Telfair		\$0
-	Terrell		\$0
-	Thomas		\$0
-	Tift		\$0
-	Toombs		\$0
-	Towns		\$0
-	Treutlen		\$0
-	Troup		\$0
-	Turner		\$0
-	Twiggs		\$0
-	Union		\$0
-	Upson		\$0
-	Walker		\$0
-	Walton		\$0
-	Ware		\$0
-	Warren		\$0
-	Washington		\$0
-	Wayne		\$0
-	Webster		\$0
-	Wheeler		\$0
-	White		\$0
-	Whitfield		\$0
-	Wilcox		\$0
-	Wilkes		\$0
-	Wilkinson		\$0
-	Worth		\$0
Totals & Avg.			\$0

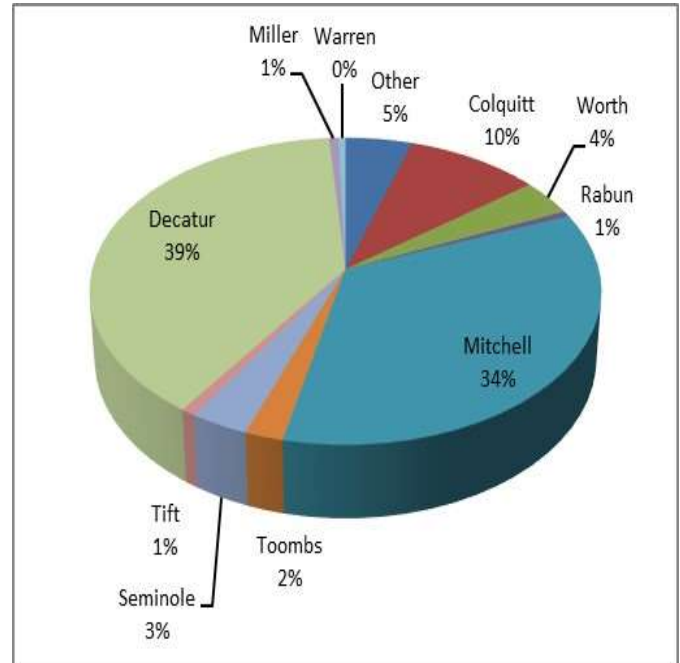
Percent of Vegetables 0.00%

Top Ten Counties by Value - Sweet Corn

County	Acres	Farm gate Value
Appling		\$0
Atkinson		\$0
Bacon		\$0
Baker		\$0
Baldwin		\$0
Banks		\$0
Barrow		\$0
Bartow		\$0
Ben Hill		\$0
Berrien		\$0

Top Ten Counties

For Sweet Corn



Tomato Farm Gate Value 2023

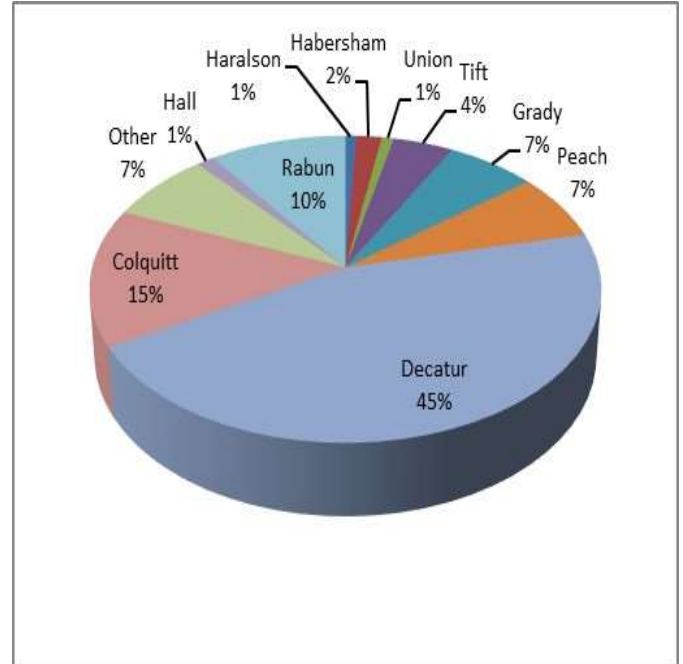
Rank	County	Acres	Farm gate	Rank	County	Acres	Farm gate
1	Appling		\$0	-	Glynn		\$0
-	Atkinson		\$0	-	Gordon		\$0
-	Bacon		\$0	-	Grady		\$0
-	Baker		\$0	-	Greene		\$0
-	Baldwin		\$0	-	Gwinnett		\$0
-	Banks		\$0	-	Habersham		\$0
-	Barrow		\$0	-	Hall		\$0
-	Bartow		\$0	-	Hancock		\$0
-	Ben Hill		\$0	-	Haralson		\$0
-	Berrien		\$0	-	Harris		\$0
-	Bibb		\$0	-	Hart		\$0
-	Bleckley		\$0	-	Heard		\$0
-	Brantley		\$0	-	Henry		\$0
-	Brooks		\$0	-	Houston		\$0
-	Bryan		\$0	-	Irwin		\$0
-	Bulloch		\$0	-	Jackson		\$0
-	Burke		\$0	-	Jasper		\$0
-	Butts		\$0	-	Jeff Davis		\$0
-	Calhoun		\$0	-	Jefferson		\$0
-	Camden		\$0	-	Jenkins		\$0
-	Candler		\$0	-	Johnson		\$0
-	Carroll		\$0	-	Jones		\$0
-	Catoosa		\$0	-	Lamar		\$0
-	Charlton		\$0	-	Lanier		\$0
-	Chatham		\$0	-	Laurens		\$0
-	Chattahoochee		\$0	-	Lee		\$0
-	Chattooga		\$0	-	Liberty		\$0
-	Cherokee		\$0	-	Lincoln		\$0
-	Clarke		\$0	-	Long		\$0
-	Clay		\$0	-	Lowndes		\$0
-	Clayton		\$0	-	Lumpkin		\$0
-	Clinch		\$0	-	Macon		\$0
-	Cobb		\$0	-	Madison		\$0
-	Coffee		\$0	-	Marion		\$0
-	Colquitt		\$0	-	McDuffie		\$0
-	Columbia		\$0	-	McIntosh		\$0
-	Cook		\$0	-	Meriwether		\$0
-	Coweta		\$0	-	Miller		\$0
-	Crawford		\$0	-	Mitchell		\$0
-	Crisp		\$0	-	Monroe		\$0
-	Dade		\$0	-	Montgomery		\$0
-	Dawson		\$0	-	Morgan		\$0
-	Decatur		\$0	-	Murray		\$0
-	Dekalb		\$0	-	Muscogee		\$0
-	Dodge		\$0	-	Newton		\$0
-	Dooly		\$0	-	Oconee		\$0
-	Dougherty		\$0	-	Oglethorpe		\$0
-	Douglas		\$0	-	Paulding		\$0
-	Early		\$0	-	Peach		\$0
-	Echols		\$0	-	Pickens		\$0
-	Effingham		\$0	-	Pierce		\$0
-	Elbert		\$0	-	Pike		\$0
-	Emanuel		\$0	-	Polk		\$0
-	Evans		\$0	-	Pulaski		\$0
-	Fannin		\$0	-	Putnam		\$0
-	Fayette		\$0	-	Quitman		\$0
-	Floyd		\$0	-	Rabun		\$0
-	Forsyth		\$0	-	Randolph		\$0
-	Franklin		\$0	-	Richmond		\$0
-	Fulton		\$0	-	Rockdale		\$0
-	Gilmer		\$0	-	Schley		\$0
-	Glascok		\$0	-	Screven		\$0

Rank	County	Acres	Farm gate
-	Seminole		\$0
-	Spalding		\$0
-	Stephens		\$0
-	Stewart		\$0
-	Sumter		\$0
-	Talbot		\$0
-	Taliaferro		\$0
-	Tattnall		\$0
-	Taylor		\$0
-	Telfair		\$0
-	Terrell		\$0
-	Thomas		\$0
-	Tift		\$0
-	Toombs		\$0
-	Towns		\$0
-	Treutlen		\$0
-	Troup		\$0
-	Turner		\$0
-	Twiggs		\$0
-	Union		\$0
-	Upson		\$0
-	Walker		\$0
-	Walton		\$0
-	Ware		\$0
-	Warren		\$0
-	Washington		\$0
-	Wayne		\$0
-	Webster		\$0
-	Wheeler		\$0
-	White		\$0
-	Whitfield		\$0
-	Wilcox		\$0
-	Wilkes		\$0
-	Wilkinson		\$0
-	Worth		\$0
Totals & Avg.			\$0

Percent of Vegetables 0.00%

Top Ten Counties

For Tomato



Top Ten Counties by Value - Tomato

County	Acres	Farm gate Value
Appling		\$0
Atkinson		\$0
Bacon		\$0
Baker		\$0
Baldwin		\$0
Banks		\$0
Barrow		\$0
Bartow		\$0
Ben Hill		\$0
Berrien		\$0

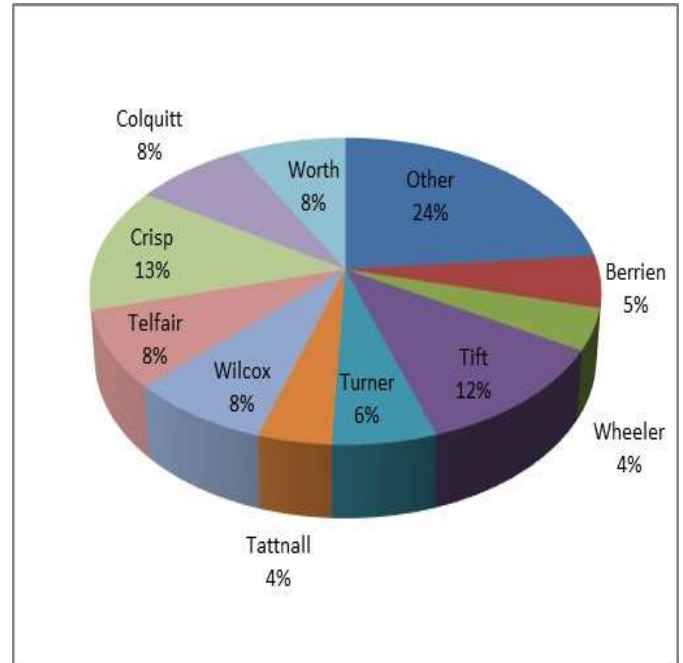
Watermelon Farm Gate Value 2023

Rank	County	Acres	Farm gate	Rank	County	Acres	Farm gate
1	Appling		\$0	-	Glynn		\$0
-	Atkinson		\$0	-	Gordon		\$0
-	Bacon		\$0	-	Grady		\$0
-	Baker		\$0	-	Greene		\$0
-	Baldwin		\$0	-	Gwinnett		\$0
-	Banks		\$0	-	Habersham		\$0
-	Barrow		\$0	-	Hall		\$0
-	Bartow		\$0	-	Hancock		\$0
-	Ben Hill		\$0	-	Haralson		\$0
-	Berrien		\$0	-	Harris		\$0
-	Bibb		\$0	-	Hart		\$0
-	Bleckley		\$0	-	Heard		\$0
-	Brantley		\$0	-	Henry		\$0
-	Brooks		\$0	-	Houston		\$0
-	Bryan		\$0	-	Irwin		\$0
-	Bulloch		\$0	-	Jackson		\$0
-	Burke		\$0	-	Jasper		\$0
-	Butts		\$0	-	Jeff Davis		\$0
-	Calhoun		\$0	-	Jefferson		\$0
-	Camden		\$0	-	Jenkins		\$0
-	Candler		\$0	-	Johnson		\$0
-	Carroll		\$0	-	Jones		\$0
-	Catoosa		\$0	-	Lamar		\$0
-	Charlton		\$0	-	Lanier		\$0
-	Chatham		\$0	-	Laurens		\$0
-	Chattahoochee		\$0	-	Lee		\$0
-	Chattooga		\$0	-	Liberty		\$0
-	Cherokee		\$0	-	Lincoln		\$0
-	Clarke		\$0	-	Long		\$0
-	Clay		\$0	-	Lowndes		\$0
-	Clayton		\$0	-	Lumpkin		\$0
-	Clinch		\$0	-	Macon		\$0
-	Cobb		\$0	-	Madison		\$0
-	Coffee		\$0	-	Marion		\$0
-	Colquitt		\$0	-	McDuffie		\$0
-	Columbia		\$0	-	McIntosh		\$0
-	Cook		\$0	-	Meriwether		\$0
-	Coweta		\$0	-	Miller		\$0
-	Crawford		\$0	-	Mitchell		\$0
-	Crisp		\$0	-	Monroe		\$0
-	Dade		\$0	-	Montgomery		\$0
-	Dawson		\$0	-	Morgan		\$0
-	Decatur		\$0	-	Murray		\$0
-	Dekalb		\$0	-	Muscogee		\$0
-	Dodge		\$0	-	Newton		\$0
-	Dooly		\$0	-	Oconee		\$0
-	Dougherty		\$0	-	Oglethorpe		\$0
-	Douglas		\$0	-	Paulding		\$0
-	Early		\$0	-	Peach		\$0
-	Echols		\$0	-	Pickens		\$0
-	Effingham		\$0	-	Pierce		\$0
-	Elbert		\$0	-	Pike		\$0
-	Emanuel		\$0	-	Polk		\$0
-	Evans		\$0	-	Pulaski		\$0
-	Fannin		\$0	-	Putnam		\$0
-	Fayette		\$0	-	Quitman		\$0
-	Floyd		\$0	-	Rabun		\$0
-	Forsyth		\$0	-	Randolph		\$0
-	Franklin		\$0	-	Richmond		\$0
-	Fulton		\$0	-	Rockdale		\$0
-	Gilmer		\$0	-	Schley		\$0
-	Glascok		\$0	-	Screven		\$0

Rank	County	Acres	Farm gate
-	Seminole		\$0
-	Spalding		\$0
-	Stephens		\$0
-	Stewart		\$0
-	Sumter		\$0
-	Talbot		\$0
-	Taliaferro		\$0
-	Tattnall		\$0
-	Taylor		\$0
-	Telfair		\$0
-	Terrell		\$0
-	Thomas		\$0
-	Tift		\$0
-	Toombs		\$0
-	Towns		\$0
-	Treutlen		\$0
-	Troup		\$0
-	Turner		\$0
-	Twiggs		\$0
-	Union		\$0
-	Upton		\$0
-	Walker		\$0
-	Walton		\$0
-	Ware		\$0
-	Warren		\$0
-	Washington		\$0
-	Wayne		\$0
-	Webster		\$0
-	Wheeler		\$0
-	White		\$0
-	Whitfield		\$0
-	Wilcox		\$0
-	Wilkes		\$0
-	Wilkinson		\$0
-	Worth		\$0
Totals & Avg.			\$0

Percent of Vegetables 0.00%

Top Ten Counties For Watermelon



Top Ten Counties by Value - Watermelon

County	Acres	Farm gate Value
Appling		\$0
Atkinson		\$0
Bacon		\$0
Baker		\$0
Baldwin		\$0
Banks		\$0
Barrow		\$0
Bartow		\$0
Ben Hill		\$0
Berrien		\$0

Zucchini Farm Gate Value 2023

Rank	County	Acres	Farm gate	Rank	County	Acres	Farm gate
1	Appling		\$0	-	Glynn		\$0
-	Atkinson		\$0	-	Gordon		\$0
-	Bacon		\$0	-	Grady		\$0
-	Baker		\$0	-	Greene		\$0
-	Baldwin		\$0	-	Gwinnett		\$0
-	Banks		\$0	-	Habersham		\$0
-	Barrow		\$0	-	Hall		\$0
-	Bartow		\$0	-	Hancock		\$0
-	Ben Hill		\$0	-	Haralson		\$0
-	Berrien		\$0	-	Harris		\$0
-	Bibb		\$0	-	Hart		\$0
-	Bleckley		\$0	-	Heard		\$0
-	Brantley		\$0	-	Henry		\$0
-	Brooks		\$0	-	Houston		\$0
-	Bryan		\$0	-	Irwin		\$0
-	Bulloch		\$0	-	Jackson		\$0
-	Burke		\$0	-	Jasper		\$0
-	Butts		\$0	-	Jeff Davis		\$0
-	Calhoun		\$0	-	Jefferson		\$0
-	Camden		\$0	-	Jenkins		\$0
-	Candler		\$0	-	Johnson		\$0
-	Carroll		\$0	-	Jones		\$0
-	Catoosa		\$0	-	Lamar		\$0
-	Charlton		\$0	-	Lanier		\$0
-	Chatham		\$0	-	Laurens		\$0
-	Chattahoochee		\$0	-	Lee		\$0
-	Chattooga		\$0	-	Liberty		\$0
-	Cherokee		\$0	-	Lincoln		\$0
-	Clarke		\$0	-	Long		\$0
-	Clay		\$0	-	Lowndes		\$0
-	Clayton		\$0	-	Lumpkin		\$0
-	Clinch		\$0	-	Macon		\$0
-	Cobb		\$0	-	Madison		\$0
-	Coffee		\$0	-	Marion		\$0
-	Colquitt		\$0	-	McDuffie		\$0
-	Columbia		\$0	-	McIntosh		\$0
-	Cook		\$0	-	Meriwether		\$0
-	Coweta		\$0	-	Miller		\$0
-	Crawford		\$0	-	Mitchell		\$0
-	Crisp		\$0	-	Monroe		\$0
-	Dade		\$0	-	Montgomery		\$0
-	Dawson		\$0	-	Morgan		\$0
-	Decatur		\$0	-	Murray		\$0
-	Dekalb		\$0	-	Muscogee		\$0
-	Dodge		\$0	-	Newton		\$0
-	Dooly		\$0	-	Oconee		\$0
-	Dougherty		\$0	-	Oglethorpe		\$0
-	Douglas		\$0	-	Paulding		\$0
-	Early		\$0	-	Peach		\$0
-	Echols		\$0	-	Pickens		\$0
-	Effingham		\$0	-	Pierce		\$0
-	Elbert		\$0	-	Pike		\$0
-	Emanuel		\$0	-	Polk		\$0
-	Evans		\$0	-	Pulaski		\$0
-	Fannin		\$0	-	Putnam		\$0
-	Fayette		\$0	-	Quitman		\$0
-	Floyd		\$0	-	Rabun		\$0
-	Forsyth		\$0	-	Randolph		\$0
-	Franklin		\$0	-	Richmond		\$0
-	Fulton		\$0	-	Rockdale		\$0
-	Gilmer		\$0	-	Schley		\$0
-	Glascok		\$0	-	Screven		\$0

Rank	County	Acres	Farm gate
-	Seminole		\$0
-	Spalding		\$0
-	Stephens		\$0
-	Stewart		\$0
-	Sumter		\$0
-	Talbot		\$0
-	Taliaferro		\$0
-	Tattnall		\$0
-	Taylor		\$0
-	Telfair		\$0
-	Terrell		\$0
-	Thomas		\$0
-	Tift		\$0
-	Toombs		\$0
-	Towns		\$0
-	Treutlen		\$0
-	Troup		\$0
-	Turner		\$0
-	Twiggs		\$0
-	Union		\$0
-	Upton		\$0
-	Walker		\$0
-	Walton		\$0
-	Ware		\$0
-	Warren		\$0
-	Washington		\$0
-	Wayne		\$0
-	Webster		\$0
-	Wheeler		\$0
-	White		\$0
-	Whitfield		\$0
-	Wilcox		\$0
-	Wilkes		\$0
-	Wilkinson		\$0
-	Worth		\$0
Totals & Avg.			\$0

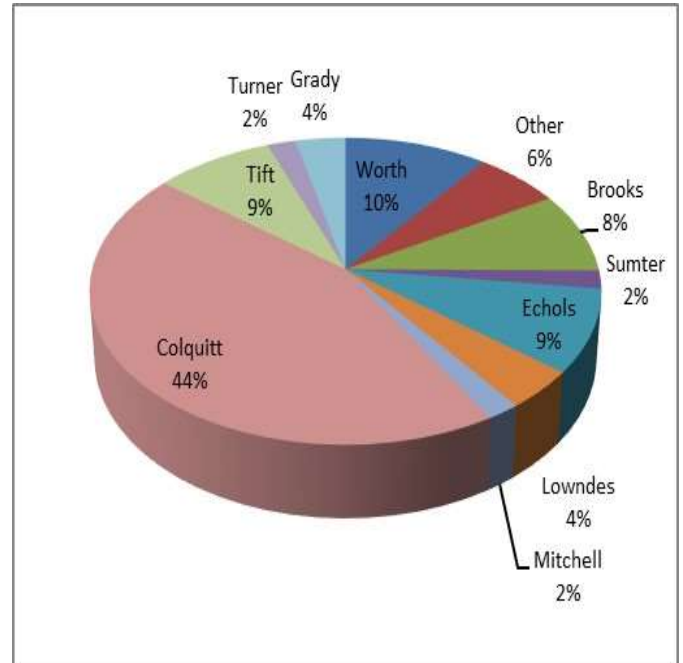
Percent of Vegetables 0.00%

Top Ten Counties by Value - Zucchini

County	Acres	Farm gate Value
Appling		\$0
Atkinson		\$0
Bacon		\$0
Baker		\$0
Baldwin		\$0
Banks		\$0
Barrow		\$0
Bartow		\$0
Ben Hill		\$0
Berrien		\$0

Top Ten Counties

For Zucchini



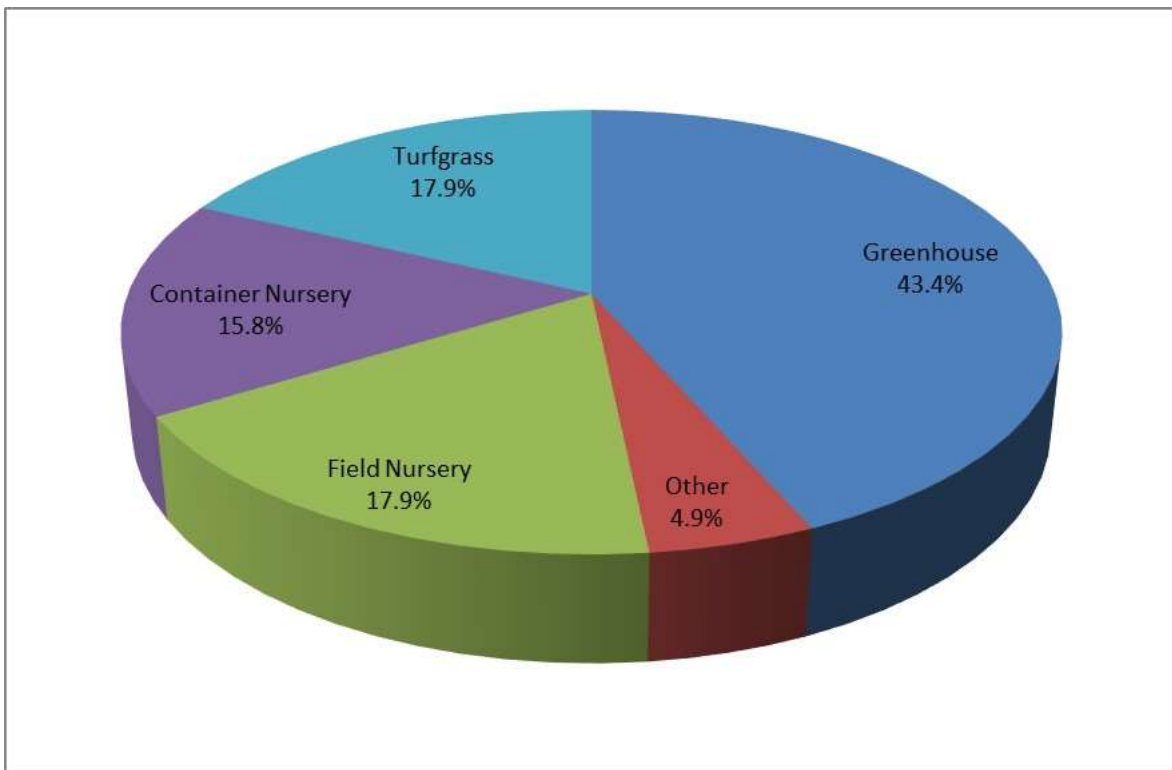
Total Vegetable Value

Rank	County	Farm gate Value	Rank	County	Farm gate Value	Rank	County	Farm gate Value
40	Appling	\$3,336,400	52	Fannin	\$1,523,700	102	Oglethorpe	\$72,010
104	Atkinson	\$37,800	84	Fayette	\$207,625	65	Paulding	\$611,820
-	Bacon	\$0	37	Floyd	\$3,891,700	33	Peach	\$6,375,000
28	Baker	\$8,171,850	48	Forsyth	\$1,798,050	-	Pickens	\$0
109	Baldwin	\$18,000	107	Franklin	\$20,000	-	Pierce	\$0
68	Banks	\$577,500	61	Fulton	\$899,094	81	Pike	\$230,000
71	Barrow	\$400,704	45	Gilmer	\$2,501,180	39	Polk	\$3,521,900
36	Bartow	\$4,885,764	64	Glascocock	\$647,790	55	Pulaski	\$1,320,000
46	Ben Hill	\$2,497,000	-	Glynn	\$0	75	Putnam	\$324,000
23	Berrien	\$11,218,764	77	Gordon	\$299,940	-	Quitman	\$0
110	Bibb	\$7,200	15	Grady	\$21,187,960	20	Rabun	\$13,424,950
-	Bleckley	\$0	-	Greene	\$0	-	Randolph	\$0
83	Brantley	\$209,375	-	Gwinnett	\$0	93	Richmond	\$111,900
9	Brooks	\$36,925,365	27	Habersham	\$8,526,323	90	Rockdale	\$117,150
-	Bryan	\$0	34	Hall	\$5,563,906	-	Schley	\$0
16	Bulloch	\$18,948,500	-	Hancock	\$0	44	Screven	\$2,942,055
69	Burke	\$550,550	54	Haralson	\$1,385,920	18	Seminole	\$17,227,200
41	Butts	\$3,291,264	80	Harris	\$239,052	111	Spalding	\$6,720
78	Calhoun	\$259,600	108	Hart	\$18,300	72	Stephens	\$400,000
-	Camden	\$0	-	Heard	\$0	-	Stewart	\$0
26	Candler	\$9,481,200	115	Henry	\$2,865	32	Sumter	\$6,428,438
66	Carroll	\$594,161	-	Houston	\$0	-	Talbot	\$0
91	Catoosa	\$117,102	60	Irwin	\$936,000	-	Taliaferro	\$0
-	Charlton	\$0	100	Jackson	\$80,000	5	Tattnall	\$91,998,694
-	Chatham	\$0	74	Jasper	\$338,250	-	Taylor	\$0
-	Chattahoochee	\$0	82	Jeff Davis	\$210,000	13	Telfair	\$26,156,945
112	Chattooga	\$6,000	-	Jefferson	\$0	73	Terrell	\$371,998
59	Cherokee	\$950,800	62	Jenkins	\$810,000	50	Thomas	\$1,618,410
67	Clarke	\$580,000	58	Johnson	\$960,670	4	Tift	\$101,541,640
-	Clay	\$0	76	Jones	\$300,000	6	Toombs	\$84,530,750
-	Clayton	\$0	-	Lamar	\$0	96	Towns	\$96,600
-	Clinch	\$0	-	Lanier	\$0	-	Treutlen	\$0
98	Cobb	\$84,200	70	Laurens	\$420,350	-	Troup	\$0
49	Coffee	\$1,624,000	22	Lee	\$12,283,744	21	Turner	\$12,789,488
1	Colquitt	\$215,155,540	86	Liberty	\$125,000	-	Twiggs	\$0
51	Columbia	\$1,544,275	87	Lincoln	\$124,100	43	Union	\$2,961,653
11	Cook	\$28,866,685	-	Long	\$0	-	Upson	\$0
85	Coweta	\$180,000	10	Lowndes	\$28,887,170	92	Walker	\$114,700
-	Crawford	\$0	94	Lumpkin	\$110,400	-	Walton	\$0
12	Crisp	\$27,504,200	29	Macon	\$7,171,000	35	Ware	\$5,557,400
63	Dade	\$672,835	79	Madison	\$256,305	53	Warren	\$1,514,600
56	Dawson	\$1,213,000	114	Marion	\$3,644	97	Washington	\$93,500
2	Decatur	\$119,426,100	-	McDuffie	\$0	25	Wayne	\$9,921,300
-	Dekalb	\$0	-	McIntosh	\$0	95	Webster	\$99,600
17	Dodge	\$17,469,144	105	Meriwether	\$28,500	24	Wheeler	\$11,027,771
31	Dooley	\$6,602,350	57	Miller	\$1,202,000	-	White	\$0
99	Dougherty	\$82,100	8	Mitchell	\$65,163,425	-	Whitfield	\$0
101	Douglas	\$77,000	-	Monroe	\$0	19	Wilcox	\$17,079,340
103	Early	\$55,500	30	Montgomery	\$6,743,283	-	Wilkes	\$0
3	Echols	\$117,146,500	89	Morgan	\$117,920	-	Wilkinson	\$0
47	Effingham	\$1,923,262	-	Murray	\$0	7	Worth	\$65,278,425
88	Elbert	\$122,400	113	Muscogee	\$5,000		Totals & Avg.	\$1,332,707,373
42	Emanuel	\$3,240,000	38	Newton	\$3,600,900			
14	Evans	\$22,172,400	106	Oconee	\$23,962			

2023 Georgia Ornamental Horticulture Farm Gate Value

\$1,346,463,455

Ornamental Horticulture 2023 Farm Gate Value



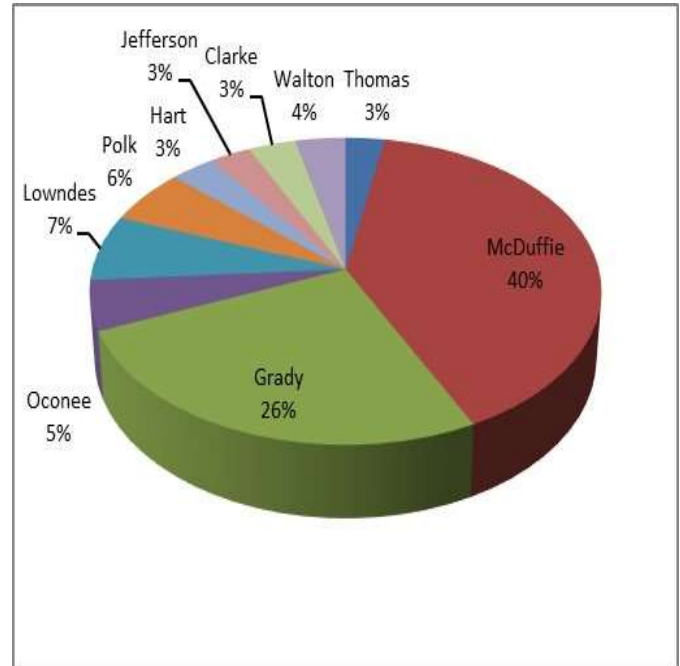
Container Nursery Farm Gate Value 2023

Rank	County	Acres	\$/Acre	Farm gate	Rank	County	Acres	\$/Acre	Farm gate
22	Appling	50	\$30,000.00	\$1,500,000	64	Glynn	3	\$16,666.67	\$50,000
-	Atkinson			\$0	-	Gordon			\$0
42	Bacon	6	\$70,237.00	\$421,422	2	Grady	568	\$70,000.00	\$39,760,000
29	Baker	45	\$20,000.00	\$900,000	18	Greene	30	\$70,237.00	\$2,107,110
38	Baldwin	7	\$70,237.00	\$491,659	33	Gwinnett	16	\$50,000.00	\$800,000
60	Banks	2	\$45,000.00	\$90,000	21	Habersham	25	\$75,000.00	\$1,875,000
52	Barrow	2	\$80,000.00	\$160,000	19	Hall	7	\$300,000.00	\$2,100,000
28	Bartow	13	\$70,237.00	\$913,081	-	Hancock			\$0
-	Ben Hill			\$0	-	Haralson			\$0
30	Berrien	12	\$70,237.00	\$842,844	59	Harris	10	\$12,000.00	\$120,000
-	Bibb			\$0	8	Hart	70	\$70,237.00	\$4,916,590
-	Bleckley			\$0	-	Heard			\$0
-	Brantley			\$0	-	Henry			\$0
-	Brooks			\$0	56	Houston	2	\$70,000.00	\$140,000
45	Bryan	5	\$70,237.00	\$351,185	-	Irwin			\$0
16	Bulloch	36	\$70,237.00	\$2,528,532	41	Jackson	5	\$85,000.00	\$425,000
-	Burke			\$0	-	Jasper			\$0
13	Butts	50	\$65,000.00	\$3,250,000	-	Jeff Davis			\$0
-	Calhoun			\$0	9	Jefferson	65	\$71,295.00	\$4,634,175
-	Camden			\$0	-	Jenkins			\$0
-	Candler			\$0	43	Johnson	8	\$45,000.00	\$360,000
-	Carroll			\$0	50	Jones	3	\$70,237.00	\$210,711
45	Catoosa	5	\$70,237.00	\$351,185	-	Lamar			\$0
-	Charlton			\$0	-	Lanier			\$0
49	Chatham	16	\$15,000.00	\$240,000	61	Laurens	1	\$70,000.00	\$70,000
-	Chattahoochee			\$0	55	Lee	2	\$70,237.00	\$140,474
-	Chattooga			\$0	63	Liberty	1	\$53,000.00	\$53,000
32	Cherokee	11	\$73,000.00	\$803,000	57	Lincoln	4	\$33,750.00	\$135,000
7	Clarke	75	\$70,237.00	\$5,267,775	-	Long			\$0
-	Clay			\$0	3	Lowndes	150	\$71,300.00	\$10,695,000
26	Clayton	29	\$35,000.00	\$1,015,000	27	Lumpkin	14	\$70,237.00	\$983,318
-	Clinch			\$0	-	Macon			\$0
-	Cobb			\$0	37	Madison	8	\$70,237.00	\$561,896
45	Coffee	5	\$70,237.00	\$351,185	-	Marion			\$0
23	Colquitt	21	\$71,000.00	\$1,491,000	1	McDuffie	860	\$71,294.00	\$61,312,840
35	Columbia	65	\$10,000.00	\$650,000	65	McIntosh	1	\$30,000.00	\$30,000
34	Cook	10	\$70,237.00	\$702,370	20	Meriwether	30	\$65,500.00	\$1,965,000
34	Coweta	10	\$70,237.00	\$702,370	-	Miller			\$0
53	Crawford	10	\$15,000.00	\$150,000	24	Mitchell	21	\$70,237.00	\$1,474,977
62	Crisp	6	\$10,000.00	\$60,000	46	Monroe	1	\$350,000.00	\$350,000
56	Dade	2	\$70,000.00	\$140,000	-	Montgomery			\$0
48	Dawson	4	\$70,237.00	\$280,948	-	Morgan			\$0
-	Decatur			\$0	-	Murray			\$0
-	Dekalb			\$0	-	Muscogee			\$0
-	Dodge			\$0	69	Newton	2	\$7,500.00	\$15,000
-	Dooly			\$0	5	Oconee	115	\$70,000.00	\$8,050,000
54	Dougherty	2	\$71,750.00	\$143,500	48	Oglethorpe	4	\$70,237.00	\$280,948
-	Douglas			\$0	44	Paulding	5	\$71,294.00	\$356,470
-	Early			\$0	-	Peach			\$0
-	Echols			\$0	72	Pickens	25	\$100.00	\$2,500
18	Effingham	30	\$70,237.00	\$2,107,110	68	Pierce			\$19,666
64	Elbert	5	\$10,000.00	\$50,000	25	Pike	19	\$70,237.00	\$1,334,503
-	Emanuel			\$0	4	Polk	115	\$78,260.87	\$9,000,000
36	Evans	9	\$70,237.00	\$632,133	-	Pulaski			\$0
46	Fannin	5	\$70,000.00	\$350,000	15	Putnam	40	\$70,240.00	\$2,809,600
-	Fayette			\$0	-	Quitman			\$0
30	Floyd	12	\$70,237.00	\$842,844	12	Rabun	50	\$70,237.00	\$3,511,850
31	Forsyth	8	\$104,539.00	\$836,312	-	Randolph			\$0
47	Franklin	7	\$40,237.00	\$281,659	14	Richmond	42	\$75,000.00	\$3,150,000
39	Fulton	6	\$71,294.00	\$427,764	46	Rockdale	5	\$70,000.00	\$350,000
61	Gilmer	1	\$70,000.00	\$70,000	-	Schley			\$0
51	Glacocock	3	\$65,000.00	\$195,000	-	Screven			\$0

Rank	County	Acres	\$/Acre	Farm gate
71	Seminole	1	\$7,000.00	\$7,000
17	Spalding	30	\$71,000.00	\$2,130,000
58	Stephens	1	\$125,000.00	\$125,000
-	Stewart			\$0
-	Sumter			\$0
-	Talbot			\$0
-	Taliaferro			\$0
-	Tattnall			\$0
-	Taylor			\$0
-	Telfair			\$0
-	Terrell			\$0
10	Thomas	58	\$75,000.00	\$4,350,000
55	Tift	2	\$70,237.00	\$140,474
11	Toombs	52	\$70,237.00	\$3,652,324
45	Towns	5	\$70,237.00	\$351,185
-	Treutlen			\$0
-	Troup			\$0
-	Turner			\$0
-	Twiggs			\$0
50	Union	3	\$70,237.00	\$210,711
-	Upson			\$0
-	Walker			\$0
6	Walton	80	\$70,237.00	\$5,618,960
40	Ware	6	\$71,000.00	\$426,000
51	Warren	3	\$65,000.00	\$195,000
-	Washington			\$0
-	Wayne			\$0
67	Webster	2	\$10,000.00	\$20,000
66	Wheeler	20	\$1,400.00	\$28,000
-	White			\$0
42	Whitfield	6	\$70,237.00	\$421,422
70	Wilcox	1	\$10,000.00	\$10,000
46	Wilkes	5	\$70,000.00	\$350,000
-	Wilkinson			\$0
46	Worth	5	\$70,000.00	\$350,000
Totals & Avg.		3,192	\$66,449.54	\$212,126,582

Percent of Ornamental Horticulture 15.75%

Top Ten Counties For Container Nursery



Top Ten Counties by Value - Container Nursery

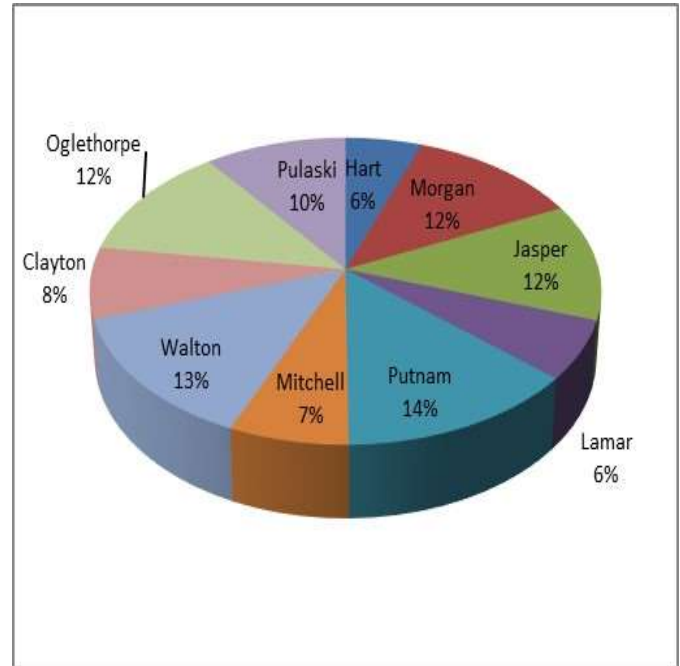
County	Acres	Price	Farm gate
McDuffie	860	\$71,294.00	\$61,312,840
Grady	568	\$70,000.00	\$39,760,000
Lowndes	150	\$71,300.00	\$10,695,000
Polk	115	\$78,260.87	\$9,000,000
Oconee	115	\$70,000.00	\$8,050,000
Walton	80	\$70,237.00	\$5,618,960
Clarke	75	\$70,237.00	\$5,267,775
Hart	70	\$70,237.00	\$4,916,590
Jefferson	65	\$71,295.00	\$4,634,175
Thomas	58	\$75,000.00	\$4,350,000

Field Nursery Farm Gate Value 2023

Rank	County	Acres	\$/Acre	Farm gate	Rank	County	Acres	\$/Acre	Farm gate
16	Appling	204	\$18,000.00	\$3,672,000	-	Glynn			\$0
-	Atkinson			\$0	66	Gordon	6	\$6,500.00	\$39,000
35	Bacon	25	\$31,000.00	\$775,000	-	Grady			\$0
46	Baker	18	\$18,000.00	\$324,000	19	Greene	85	\$30,844.00	\$2,621,740
42	Baldwin	14	\$30,844.00	\$431,816	-	Gwinnett			\$0
59	Banks	4	\$25,000.00	\$100,000	25	Habersham	50	\$32,000.00	\$1,600,000
-	Barrow			\$0	57	Hall			\$120,000
44	Bartow	11	\$30,844.00	\$339,284	40	Hancock	20	\$30,000.00	\$600,000
-	Ben Hill			\$0	-	Haralson			\$0
61	Berrien	2	\$30,844.00	\$61,688	-	Harris			\$0
-	Bibb			\$0	8	Hart	270	\$30,844.00	\$8,327,880
-	Bleckley			\$0	-	Heard			\$0
61	Brantley	2	\$30,844.00	\$61,688	21	Henry	80	\$30,000.00	\$2,400,000
-	Brooks			\$0	-	Houston			\$0
61	Bryan	2	\$30,844.00	\$61,688	-	Irwin			\$0
29	Bulloch	32	\$30,844.00	\$987,008	28	Jackson	35	\$30,844.00	\$1,079,540
-	Burke			\$0	3	Jasper	600	\$30,844.00	\$18,506,400
23	Butts	120	\$18,000.00	\$2,160,000	-	Jeff Davis			\$0
-	Calhoun			\$0	36	Jefferson	25	\$30,570.00	\$764,250
-	Camden			\$0	-	Jenkins			\$0
-	Candler			\$0	63	Johnson	4	\$12,500.00	\$50,000
-	Carroll			\$0	53	Jones	7	\$30,844.00	\$215,908
47	Catoosa	10	\$30,844.00	\$308,440	7	Lamar	300	\$30,844.00	\$9,253,200
-	Charlton			\$0	-	Lanier			\$0
33	Chatham	55	\$16,000.00	\$880,000	-	Laurens			\$0
-	Chattahoochee			\$0	-	Lee			\$0
-	Chattooga			\$0	69	Liberty	1	\$26,000.00	\$26,000
34	Cherokee	25	\$32,000.00	\$800,000	56	Lincoln	10	\$13,500.00	\$135,000
38	Clarke	20	\$30,844.00	\$616,880	-	Long			\$0
-	Clay			\$0	39	Lowndes	20	\$30,600.00	\$612,000
5	Clayton	322	\$35,000.00	\$11,270,000	61	Lumpkin	2	\$30,844.00	\$61,688
-	Clinch			\$0	-	Macon			\$0
43	Cobb	5	\$71,500.00	\$357,500	55	Madison	5	\$30,844.00	\$154,220
52	Coffee	7	\$30,877.00	\$216,139	45	Marion	65	\$5,000.00	\$325,000
-	Colquitt			\$0	-	McDuffie			\$0
22	Columbia	75	\$30,000.00	\$2,250,000	-	McIntosh			\$0
-	Cook			\$0	15	Meriwether	125	\$34,000.00	\$4,250,000
24	Coweta	67	\$30,844.00	\$2,066,548	-	Miller			\$0
14	Crawford	300	\$15,000.00	\$4,500,000	6	Mitchell	322	\$30,844.00	\$9,931,768
65	Crisp	4	\$10,000.00	\$40,000	40	Monroe	20	\$30,000.00	\$600,000
60	Dade	3	\$30,844.00	\$92,532	-	Montgomery			\$0
-	Dawson			\$0	3	Morgan	600	\$30,844.00	\$18,506,400
-	Decatur			\$0	67	Murray	49	\$630.00	\$30,870
55	Dekalb	5	\$30,844.00	\$154,220	-	Muscogee			\$0
-	Dodge			\$0	72	Newton	1	\$7,500.00	\$7,500
-	Dooly			\$0	11	Oconee	213	\$30,000.00	\$6,390,000
20	Dougherty	77	\$32,800.00	\$2,525,600	3	Oglethorpe	600	\$30,844.00	\$18,506,400
-	Douglas			\$0	-	Paulding			\$0
-	Early			\$0	18	Peach	75	\$37,500.00	\$2,812,500
-	Echols			\$0	74	Pickens	4	\$100.00	\$400
31	Effingham	30	\$30,844.00	\$925,320	37	Pierce	20	\$31,000.00	\$620,000
63	Elbert	5	\$10,000.00	\$50,000	13	Pike	192	\$30,844.00	\$5,922,048
51	Emanuel	8	\$30,000.00	\$240,000	-	Polk			\$0
27	Evans	40	\$30,844.00	\$1,233,760	4	Pulaski	500	\$30,844.00	\$15,422,000
68	Fannin	1	\$30,000.00	\$30,000	1	Putnam	650	\$30,850.00	\$20,052,500
48	Fayette	17	\$16,000.00	\$272,000	-	Quitman			\$0
41	Floyd	15	\$30,844.00	\$462,660	19	Rabun	85	\$30,844.00	\$2,621,740
17	Forsyth	35	\$104,539.00	\$3,658,865	-	Randolph			\$0
58	Franklin	5	\$20,844.00	\$104,220	-	Richmond			\$0
50	Fulton	8	\$30,844.00	\$246,752	-	Rockdale			\$0
-	Gilmer			\$0	-	Schley			\$0
-	Glascok			\$0	-	Screven			\$0

Top Ten Counties

For Field Nursery



Rank	County	Acres	\$/Acre	Farm gate
70	Seminole	3	\$3,500.00	\$10,500
30	Spalding	30	\$31,000.00	\$930,000
-	Stephens			\$0
47	Stewart	10	\$30,844.00	\$308,440
-	Sumter			\$0
-	Talbot			\$0
-	Taliaferro			\$0
-	Tattnall			\$0
-	Taylor			\$0
-	Telfair			\$0
32	Terrell	65	\$14,000.00	\$910,000
10	Thomas	215	\$35,000.00	\$7,525,000
26	Tift	41	\$30,844.00	\$1,264,604
12	Toombs	200	\$30,844.00	\$6,168,800
60	Towns	3	\$30,844.00	\$92,532
-	Treutlen			\$0
73	Troup	11	\$100.00	\$1,100
-	Turner			\$0
-	Twiggs			\$0
53	Union	7	\$30,844.00	\$215,908
-	Upson			\$0
55	Walker	5	\$30,844.00	\$154,220
2	Walton	650	\$30,844.00	\$20,048,600
49	Ware	8	\$31,000.00	\$248,000
-	Warren			\$0
-	Washington			\$0
-	Wayne			\$0
54	Webster	19	\$10,000.00	\$190,000
64	Wheeler	35	\$1,200.00	\$42,000
-	White			\$0
47	Whitfield	10	\$30,844.00	\$308,440
71	Wilcox	1	\$10,000.00	\$10,000
9	Wilkes	277	\$30,000.00	\$8,310,000
-	Wilkinson			\$0
62	Worth	2	\$30,800.00	\$61,600
Totals & Avg.		8,206	\$29,432.28	\$241,641,304

Percent of Ornamental Horticulture 17.95%

Top Ten Counties by Value - Field Nursery

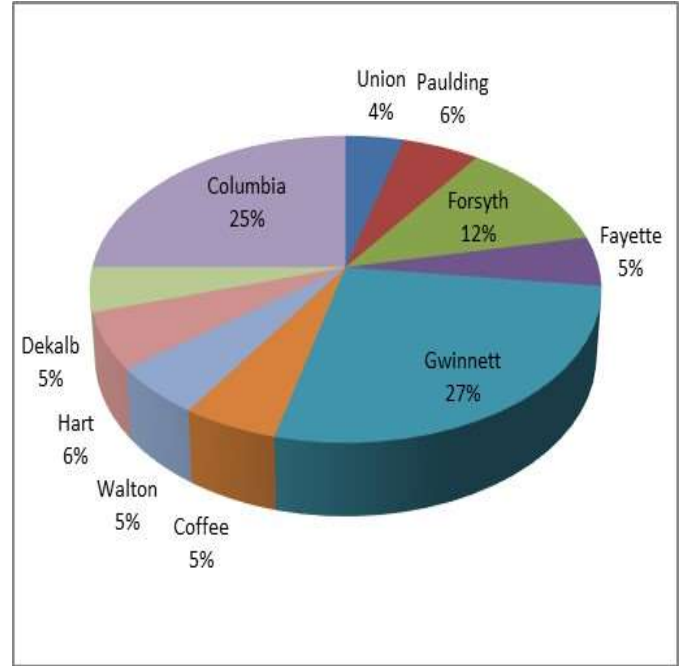
County	Acres	Price	Farm gate
Putnam	650	\$30,850.00	\$20,052,500
Walton	650	\$30,844.00	\$20,048,600
Jasper	600	\$30,844.00	\$18,506,400
Morgan	600	\$30,844.00	\$18,506,400
Oglethorpe	600	\$30,844.00	\$18,506,400
Pulaski	500	\$30,844.00	\$15,422,000
Clayton	322	\$35,000.00	\$11,270,000
Mitchell	322	\$30,844.00	\$9,931,768
Lamar	300	\$30,844.00	\$9,253,200
Hart	270	\$30,844.00	\$8,327,880

Rank	County	Sq. Ft.	\$/Sq. Ft.	Farm gate
72	Seminole	7,000	\$17.28	\$120,960
61	Spalding	15,000	\$20.00	\$300,000
-	Stephens			\$0
-	Stewart			\$0
-	Sumter			\$0
-	Talbot			\$0
-	Taliaferro			\$0
-	Tattnall			\$0
-	Taylor			\$0
62	Telfair	15,000	\$19.60	\$294,000
-	Terrell			\$0
65	Thomas	12,500	\$22.00	\$275,000
50	Tift	30,000	\$19.59	\$587,700
-	Toombs			\$0
41	Towns	44,500	\$19.59	\$871,755
-	Treutlen			\$0
24	Troup	174,240	\$23.00	\$4,007,520
-	Turner			\$0
-	Twiggs			\$0
10	Union	900,000	\$19.59	\$17,631,000
-	Upson			\$0
-	Walker			\$0
7	Walton	1,124,760	\$19.59	\$22,034,048
28	Ware	149,500	\$20.00	\$2,990,000
47	Warren	32,000	\$20.00	\$640,000
-	Washington			\$0
-	Wayne			\$0
73	Webster	2,100	\$50.00	\$105,000
78	Wheeler	8,000	\$11.25	\$90,000
-	White			\$0
49	Whitfield	30,500	\$19.59	\$597,495
-	Wilcox			\$0
53	Wilkes	25,000	\$19.00	\$475,000
-	Wilkinson			\$0
80	Worth	4,000	\$20.00	\$80,000
Totals & Avg.		25,614,801	\$22.84	\$584,969,240

Percent of Ornamental Horticulture 43.44%

Top Ten Counties

For Greenhouse



Top Ten Counties by Value - Greenhouse

County	Sq. Ft.	Price	Farm gate Value
Gwinnett	2,255,000	\$50.00	\$112,750,000
Columbia	5,230,000	\$20.00	\$104,600,000
Forsyth	1,992,870	\$25.00	\$49,821,750
Hart	1,263,240	\$19.59	\$24,746,872
Paulding	1,200,000	\$19.59	\$23,508,000
Coffee	1,132,560	\$19.59	\$22,186,850
Walton	1,124,760	\$19.59	\$22,034,048
Fayette	1,219,680	\$18.00	\$21,954,240
Dekalb	784,080	\$25.00	\$19,602,000
Union	900,000	\$19.59	\$17,631,000

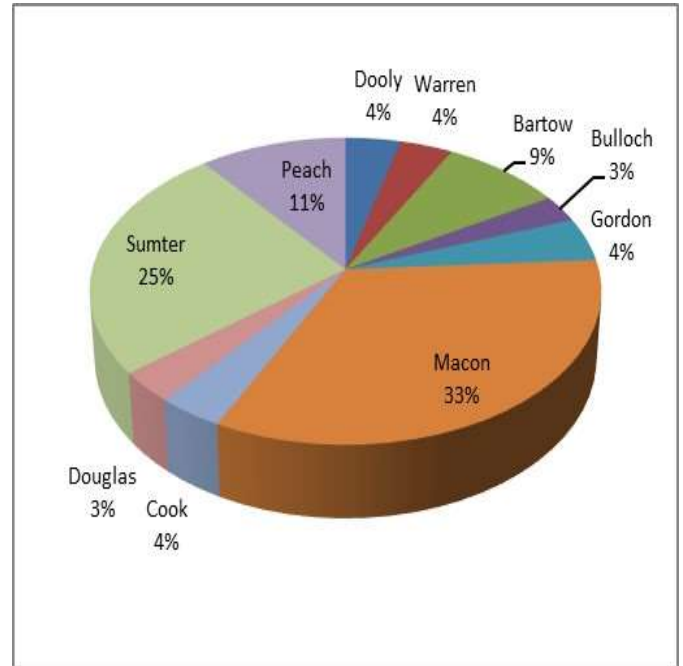
Rank	County	Acres	Harvest	\$/Acre	Farm gate
28	Seminole	242	0.70	\$6,500.00	\$1,101,100
-	Spalding		0.00		\$0
-	Stephens		0.00		\$0
-	Stewart		0.00		\$0
2	Sumter	3,400	0.70	\$20,000.00	\$47,600,000
-	Talbot		0.00		\$0
-	Taliaferro		0.00		\$0
-	Tattnall		0.00		\$0
31	Taylor	75	0.70	\$15,000.00	\$787,500
51	Telfair	150	0.70	\$400.00	\$42,000
-	Terrell		0.00		\$0
47	Thomas	35	0.70	\$6,500.00	\$159,250
16	Tift	625	0.70	\$6,500.00	\$2,843,750
-	Toombs		0.00		\$0
-	Towns		0.00		\$0
13	Treutlen	300	0.70	\$17,424.00	\$3,659,040
59	Troup	33	0.70	\$140.00	\$3,234
56	Turner	160	0.70	\$112.00	\$12,544
-	Twiggs		0.00		\$0
-	Union		0.00		\$0
-	Upton		0.00		\$0
39	Walker	90	0.70	\$7,500.00	\$472,500
30	Walton	175	0.70	\$6,500.00	\$796,250
-	Ware		0.00		\$0
7	Warren	160	0.70	\$65,000.00	\$7,280,000
34	Washington	250	0.70	\$4,000.00	\$700,000
-	Wayne		0.00		\$0
-	Webster		0.00		\$0
52	Wheeler	125	0.70	\$400.00	\$35,000
-	White		0.00		\$0
-	Whitfield		0.00		\$0
20	Wilcox	500	0.70	\$4,500.00	\$1,575,000
-	Wilkes		0.00		\$0
-	Wilkinson		0.00		\$0
32	Worth	165	0.70	\$6,500.00	\$750,750

Totals & Avg. 28,346 \$12,179.09 \$241,659,929

Percent of Ornamental Horticulture 17.95%

Top Ten Counties

For Turfgrass



Top Ten Counties by Value - Turfgrass

County	Acres	Price	Harvest	Farm gate
Macon	6,000	\$15,000.00	0.70	\$63,000,000
Sumter	3,400	\$20,000.00	0.70	\$47,600,000
Peach	1,700	\$17,000.00	0.70	\$20,230,000
Bartow	1,353	\$17,366.00	0.70	\$16,447,339
Gordon	1,910	\$6,500.00	0.70	\$8,690,500
Dooly	600	\$18,000.00	0.70	\$7,560,000
Warren	160	\$65,000.00	0.70	\$7,280,000
Cook	1,526	\$6,500.00	0.70	\$6,943,300
Douglas	250	\$34,848.00	0.70	\$6,098,400
Bulloch	1,200	\$6,500.00	0.70	\$5,460,000

Miscellaneous Ornamental Horticulture Farm Gate Value 2023

Rank	County	Farm gate	Rank	County	Farm gate	Rank	County	Farm gate
-	Appling	\$0	-	Fayette	\$0	-	Peach	\$0
-	Atkinson	\$0	9	Floyd	\$210,000	-	Pickens	\$0
-	Bacon	\$0	26	Forsyth	\$36,200	-	Pierce	\$0
-	Baker	\$0	30	Franklin	\$25,000	11	Pike	\$191,000
42	Baldwin	\$3,700	8	Fulton	\$320,000	19	Polk	\$70,500
27	Banks	\$35,000	33	Gilmer	\$20,000	-	Pulaski	\$0
38	Barrow	\$8,000	-	Glascocock	\$0	28	Putnam	\$27,200
29	Bartow	\$27,000	-	Glynn	\$0	-	Quitman	\$0
-	Ben Hill	\$0	-	Gordon	\$0	-	Rabun	\$0
-	Berrien	\$0	-	Grady	\$0	-	Randolph	\$0
-	Bibb	\$0	7	Greene	\$350,000	-	Richmond	\$0
-	Bleckley	\$0	-	Gwinnett	\$0	39	Rockdale	\$7,500
-	Brantley	\$0	6	Habersham	\$464,000	-	Schley	\$0
-	Brooks	\$0	15	Hall	\$120,000	-	Screven	\$0
-	Bryan	\$0	40	Hancock	\$5,500	-	Seminole	\$0
-	Bulloch	\$0	-	Haralson	\$0	35	Spalding	\$15,800
-	Burke	\$0	12	Harris	\$175,000	13	Stephens	\$150,000
-	Butts	\$0	-	Hart	\$0	-	Stewart	\$0
-	Calhoun	\$0	-	Heard	\$0	-	Sumter	\$0
-	Camden	\$0	-	Henry	\$0	-	Talbot	\$0
-	Candler	\$0	30	Houston	\$25,000	-	Taliaferro	\$0
18	Carroll	\$82,500	-	Irwin	\$0	-	Tattnall	\$0
21	Catoosa	\$50,000	14	Jackson	\$132,000	2	Taylor	\$20,000,000
-	Charlton	\$0	-	Jasper	\$0	23	Telfair	\$42,500
-	Chatham	\$0	-	Jeff Davis	\$0	37	Terrell	\$9,000
-	Chattahoochee	\$0	-	Jefferson	\$0	-	Thomas	\$0
-	Chattooga	\$0	-	Jenkins	\$0	-	Tift	\$0
1	Cherokee	\$22,065,000	-	Johnson	\$0	-	Toombs	\$0
36	Clarke	\$12,000	-	Jones	\$0	41	Towns	\$5,000
-	Clay	\$0	-	Lamar	\$0	-	Treutlen	\$0
-	Clayton	\$0	-	Lanier	\$0	-	Troup	\$0
-	Clinch	\$0	-	Laurens	\$0	-	Turner	\$0
-	Cobb	\$0	-	Lee	\$0	-	Twiggs	\$0
-	Coffee	\$0	-	Liberty	\$0	17	Union	\$101,500
30	Colquitt	\$25,000	-	Lincoln	\$0	-	Upson	\$0
-	Columbia	\$0	-	Long	\$0	33	Walker	\$20,000
-	Cook	\$0	25	Lowndes	\$39,500	32	Walton	\$22,000
-	Coweta	\$0	16	Lumpkin	\$114,500	-	Ware	\$0
3	Crawford	\$15,000,000	5	Macon	\$1,502,500	-	Warren	\$0
-	Crisp	\$0	10	Madison	\$205,000	-	Washington	\$0
-	Dade	\$0	13	Marion	\$150,000	-	Wayne	\$0
36	Dawson	\$12,000	-	McDuffie	\$0	-	Webster	\$0
-	Decatur	\$0	-	McIntosh	\$0	24	Wheeler	\$40,000
-	Dekalb	\$0	-	Meriwether	\$0	10	White	\$205,000
-	Dodge	\$0	-	Miller	\$0	-	Whitfield	\$0
-	Dooly	\$0	-	Mitchell	\$0	-	Wilcox	\$0
-	Dougherty	\$0	-	Monroe	\$0	-	Wilkes	\$0
36	Douglas	\$12,000	-	Montgomery	\$0	-	Wilkinson	\$0
-	Early	\$0	-	Morgan	\$0	-	Worth	\$0
-	Echols	\$0	-	Murray	\$0	Totals & Avg. \$66,066,400		
43	Effingham	\$2,000	-	Muscogee	\$0	Percent of Ornamental		
31	Elbert	\$24,000	4	Newton	\$3,779,000	Horticulture 4.91%		
20	Emanuel	\$60,000	34	Oconee	\$18,000			
-	Evans	\$0	41	Oglethorpe	\$5,000			
22	Fannin	\$45,000	-	Paulding	\$0			

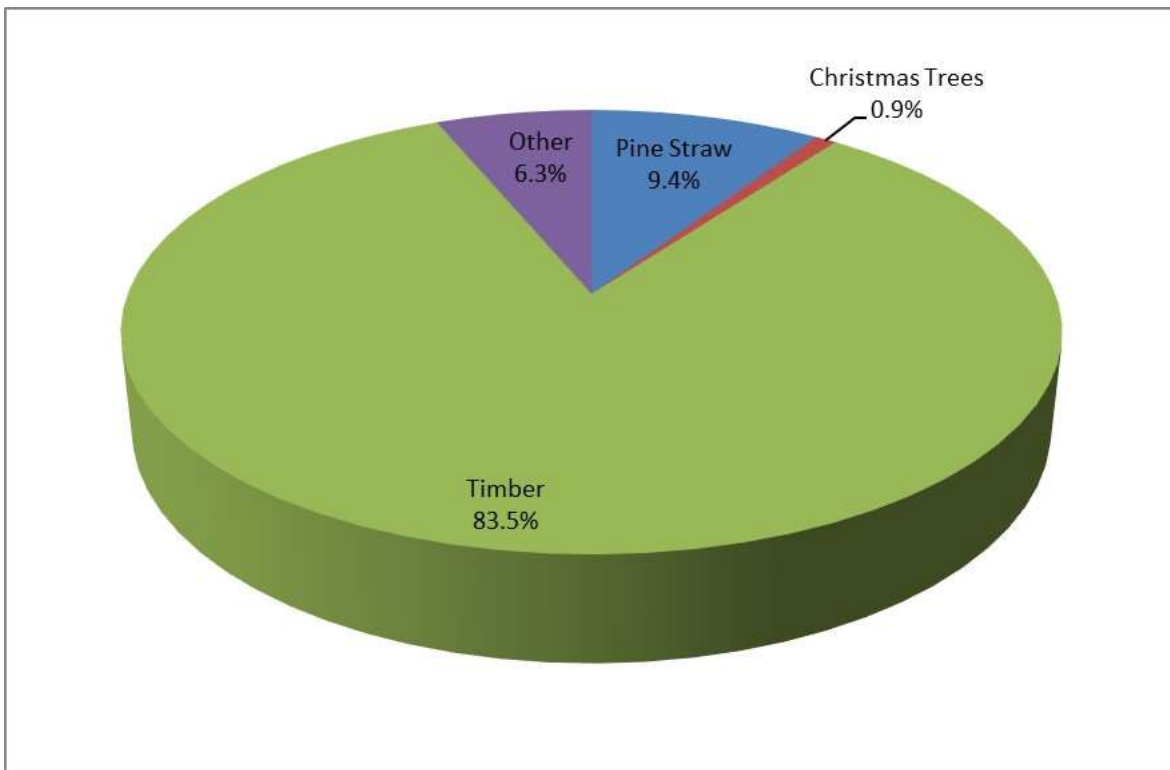
Total Ornamental Horticulture Value

Rank	County	Farm gate Value	Rank	County	Farm gate Value	Rank	County	Farm gate Value
46	Appling	\$7,712,000	86	Fannin	\$1,185,000	23	Oglethorpe	\$18,842,348
-	Atkinson	\$0	15	Fayette	\$22,226,240	13	Paulding	\$23,864,470
85	Bacon	\$1,196,422	34	Floyd	\$11,207,632	11	Peach	\$24,292,500
78	Baker	\$1,459,700	5	Forsyth	\$54,353,127	126	Pickens	\$52,900
92	Baldwin	\$927,175	98	Franklin	\$785,959	95	Pierce	\$869,666
110	Banks	\$429,750	42	Fulton	\$8,699,289	45	Pike	\$7,976,481
122	Barrow	\$168,000	94	Gilmer	\$873,600	26	Polk	\$17,095,500
16	Bartow	\$21,993,406	96	Glascock	\$835,000	22	Pulaski	\$19,622,000
-	Ben Hill	\$0	118	Glynn	\$230,000	12	Putnam	\$24,289,300
52	Berrien	\$6,594,141	39	Gordon	\$9,082,120	-	Quitman	\$0
125	Bibb	\$87,500	6	Grady	\$53,633,946	54	Rabun	\$6,133,590
-	Bleckley	\$0	17	Greene	\$21,240,600	-	Randolph	\$0
123	Brantley	\$151,688	1	Gwinnett	\$113,550,000	61	Richmond	\$4,430,402
-	Brooks	\$0	53	Habersham	\$6,350,040	70	Rockdale	\$2,806,250
109	Bryan	\$430,373	72	Hall	\$2,724,924	-	Schley	\$0
30	Bulloch	\$13,481,240	104	Hancock	\$640,500	121	Screven	\$174,375
105	Burke	\$545,950	107	Haralson	\$450,570	84	Seminole	\$1,239,560
36	Butts	\$9,550,000	103	Harris	\$644,200	68	Spalding	\$3,375,800
-	Calhoun	\$0	9	Hart	\$38,328,042	116	Stephens	\$275,000
-	Camden	\$0	97	Heard	\$796,250	114	Stewart	\$308,440
-	Candler	\$0	63	Henry	\$3,946,860	8	Sumter	\$47,600,000
77	Carroll	\$1,539,100	65	Houston	\$3,735,000	-	Talbot	\$0
60	Catoosa	\$4,672,375	100	Irwin	\$710,500	-	Taliaferro	\$0
115	Charlton	\$276,300	73	Jackson	\$2,478,910	-	Tattnall	\$0
87	Chatham	\$1,120,000	24	Jasper	\$18,506,400	18	Taylor	\$20,787,500
-	Chattahoochee	\$0	-	Jeff Davis	\$0	111	Telfair	\$378,500
-	Chattooga	\$0	49	Jefferson	\$6,891,925	93	Terrell	\$919,000
10	Cherokee	\$36,401,500	-	Jenkins	\$0	33	Thomas	\$12,309,250
32	Clarke	\$13,144,955	91	Johnson	\$940,000	58	Tift	\$4,836,528
-	Clay	\$0	99	Jones	\$720,469	35	Toombs	\$9,821,124
29	Clayton	\$13,877,500	37	Lamar	\$9,253,200	81	Towns	\$1,320,472
-	Clinch	\$0	-	Lanier	\$0	67	Treutlen	\$3,659,040
44	Cobb	\$8,037,564	57	Laurens	\$5,252,200	62	Troup	\$4,011,854
14	Coffee	\$22,754,174	79	Lee	\$1,404,354	128	Turner	\$12,544
75	Colquitt	\$1,752,600	120	Liberty	\$176,500	-	Twiggs	\$0
2	Columbia	\$107,526,460	112	Lincoln	\$350,000	25	Union	\$18,159,119
47	Cook	\$7,645,739	-	Long	\$0	-	Upson	\$0
51	Coweta	\$6,686,918	28	Lowndes	\$15,243,300	102	Walker	\$646,720
21	Crawford	\$19,650,000	59	Lumpkin	\$4,720,968	7	Walton	\$48,519,858
124	Crisp	\$100,000	4	Macon	\$64,502,500	66	Ware	\$3,664,000
71	Dade	\$2,780,792	89	Madison	\$960,296	43	Warren	\$8,115,000
88	Dawson	\$978,598	106	Marion	\$525,000	101	Washington	\$700,000
-	Decatur	\$0	3	McDuffie	\$65,218,552	-	Wayne	\$0
20	Dekalb	\$19,760,770	127	McIntosh	\$42,000	113	Webster	\$315,000
-	Dodge	\$0	41	Meriwether	\$9,030,000	117	Wheeler	\$235,000
48	Dooley	\$7,560,000	-	Miller	\$0	119	White	\$205,000
56	Dougherty	\$5,329,250	31	Mitchell	\$13,171,745	80	Whitfield	\$1,327,357
55	Douglas	\$6,110,400	90	Monroe	\$950,000	76	Wilcox	\$1,595,000
82	Early	\$1,260,000	-	Montgomery	\$0	38	Wilkes	\$9,135,000
-	Echols	\$0	19	Morgan	\$19,808,200	-	Wilkinson	\$0
40	Effingham	\$9,052,430	108	Murray	\$433,077	83	Worth	\$1,242,350
69	Elbert	\$2,899,000	-	Muscogee	\$0	Totals & Avg.		\$1,346,463,455
74	Emanuel	\$1,865,000	64	Newton	\$3,801,500			
50	Evans	\$6,763,393	27	Oconee	\$16,417,000			

2023 Georgia Forestry and Products Farm Gate Value

\$1,061,309,878

Forestry and Products 2023 Farm Gate Value



Christmas Trees Farm Gate Value 2023

Rank	County	Acres	Harvest	\$/Acre	Farm gate	Rank	County	Acres	Harvest	\$/Acre	Farm gate
-	Appling				\$0	-	Glynn				\$0
-	Atkinson				\$0	-	Gordon				\$0
-	Bacon				\$0	34	Grady	3	0.25	\$16,000.00	\$12,000
-	Baker				\$0	-	Greene				\$0
-	Baldwin				\$0	25	Gwinnett	10	0.25	\$16,000.00	\$40,000
-	Banks				\$0	7	Habersham	50	0.25	\$16,000.00	\$200,000
-	Barrow				\$0	6	Hall	5	0.25	\$180,000.00	\$225,000
31	Bartow	4	0.25	\$16,000.00	\$16,000	-	Hancock				\$0
-	Ben Hill				\$0	1	Haralson	50	0.25	\$250,000.00	\$3,125,000
25	Berrien	10	0.25	\$16,000.00	\$40,000	-	Harris				\$0
-	Bibb				\$0	25	Hart	10	0.25	\$16,000.00	\$40,000
-	Bleckley				\$0	-	Heard				\$0
-	Brantley				\$0	9	Henry	83	0.25	\$8,000.00	\$166,000
-	Brooks				\$0	-	Houston				\$0
-	Bryan				\$0	-	Irwin				\$0
31	Bulloch	8	0.25	\$8,000.00	\$16,000	3	Jackson	70	0.25	\$22,000.00	\$385,000
29	Burke	16	0.25	\$7,500.00	\$30,000	-	Jasper				\$0
14	Butts	50	0.25	\$8,500.00	\$106,250	49	Jeff Davis	1	0.25	\$500.00	\$125
-	Calhoun				\$0	-	Jefferson				\$0
-	Camden				\$0	-	Jenkins				\$0
-	Candler				\$0	-	Johnson				\$0
32	Carroll	19	0.25	\$3,200.00	\$15,200	-	Jones				\$0
42	Catoosa	1	0.25	\$16,000.00	\$4,000	11	Lamar	30	0.25	\$16,000.00	\$120,000
-	Charlton				\$0	-	Lanier				\$0
-	Chatham				\$0	34	Laurens	3	0.25	\$16,000.00	\$12,000
-	Chattahoochee				\$0	39	Lee	6	0.25	\$4,000.00	\$6,000
35	Chattooga	25	0.25	\$1,500.00	\$9,375	37	Liberty	5	0.25	\$7,000.00	\$8,750
30	Cherokee	6	0.25	\$16,000.00	\$24,000	43	Lincoln	7	0.25	\$1,250.00	\$2,188
-	Clarke				\$0	-	Long				\$0
-	Clay				\$0	-	Lowndes				\$0
48	Clayton	17	0.25	\$60.00	\$255	30	Lumpkin	6	0.25	\$16,000.00	\$24,000
-	Clinch				\$0	-	Macon				\$0
27	Cobb	9	0.25	\$16,000.00	\$36,000	-	Madison				\$0
-	Coffee				\$0	-	Marion				\$0
-	Colquitt				\$0	-	McDuffie				\$0
-	Columbia				\$0	20	McIntosh	20	0.25	\$15,000.00	\$75,000
-	Cook				\$0	-	Meriwether				\$0
-	Coweta				\$0	-	Miller				\$0
-	Crawford				\$0	-	Mitchell				\$0
13	Crisp	30	0.25	\$15,000.00	\$112,500	22	Monroe	18	0.25	\$16,000.00	\$72,000
-	Dade				\$0	-	Montgomery				\$0
-	Dawson				\$0	4	Morgan	80	0.25	\$16,000.00	\$320,000
37	Decatur	5	0.25	\$7,000.00	\$8,750	-	Murray				\$0
-	Dekalb				\$0	-	Muscogee				\$0
-	Dodge				\$0	21	Newton	35	0.25	\$8,500.00	\$74,375
-	Dooly				\$0	11	Oconee	30	0.25	\$16,000.00	\$120,000
-	Dougherty				\$0	29	Oglethorpe	20	0.25	\$6,000.00	\$30,000
-	Douglas				\$0	28	Paulding	8	0.25	\$16,000.00	\$32,000
-	Early				\$0	29	Peach	8	0.25	\$15,000.00	\$30,000
-	Echols				\$0	46	Pickens	10	0.25	\$500.00	\$1,250
25	Effingham	10	0.25	\$16,000.00	\$40,000	-	Pierce				\$0
36	Elbert	6	0.25	\$6,000.00	\$9,000	16	Pike	23	0.25	\$16,000.00	\$92,000
-	Emanuel				\$0	44	Polk	15	0.25	\$500.00	\$1,875
-	Evans				\$0	-	Pulaski				\$0
24	Fannin	15	0.25	\$16,000.00	\$60,000	-	Putnam				\$0
8	Fayette	44	0.25	\$17,000.00	\$187,000	-	Quitman				\$0
23	Floyd	25	0.25	\$10,000.00	\$62,500	5	Rabun	75	0.25	\$16,000.00	\$300,000
2	Forsyth	64	0.25	\$104,539.00	\$1,672,624	-	Randolph				\$0
-	Franklin				\$0	19	Richmond	20	0.25	\$16,000.00	\$80,000
31	Fulton	4	0.25	\$16,000.00	\$16,000	-	Rockdale				\$0
38	Gilmer	2	0.25	\$16,000.00	\$8,000	41	Schley	5	0.25	\$4,000.00	\$5,000
-	Glascok				\$0	34	Screven	3	0.25	\$16,000.00	\$12,000

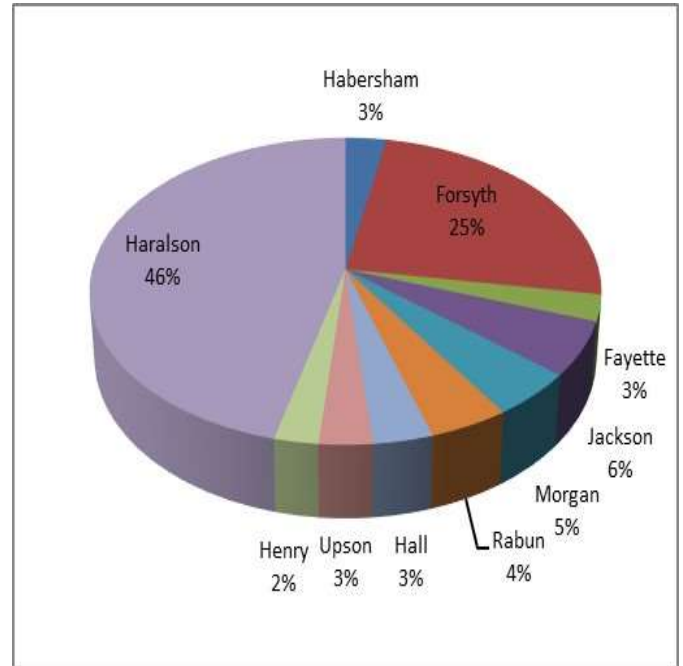
Rank	County	Acres	Harvest	\$/Acre	Farm gate
-	Seminole				\$0
15	Spalding	25	0.25	\$16,000.00	\$100,000
-	Stephens				\$0
-	Stewart				\$0
-	Sumter				\$0
-	Talbot				\$0
-	Taliaferro				\$0
40	Tattnall	3	0.25	\$7,000.00	\$5,250
-	Taylor				\$0
-	Telfair				\$0
-	Terrell				\$0
19	Thomas	32	0.25	\$10,000.00	\$80,000
12	Tift	24	0.25	\$19,000.00	\$114,000
-	Toombs				\$0
45	Towns	1	0.25	\$6,000.00	\$1,500
-	Treutlen				\$0
47	Troup	7	0.25	\$400.00	\$700
-	Turner				\$0
45	Twiggs	30	0.25	\$200.00	\$1,500
18	Union	23	0.25	\$15,000.00	\$86,250
7	Upson	50	0.25	\$16,000.00	\$200,000
10	Walker	35	0.25	\$16,000.00	\$140,000
-	Walton				\$0
-	Ware				\$0
22	Warren	18	0.25	\$16,000.00	\$72,000
-	Washington				\$0
17	Wayne	10	0.25	\$35,000.00	\$87,500
-	Webster				\$0
-	Wheeler				\$0
-	White				\$0
26	Whitfield	10	0.25	\$15,000.00	\$37,500
33	Wilcox	6	0.25	\$10,000.00	\$15,000
26	Wilkes	10	0.25	\$15,000.00	\$37,500
-	Wilkinson				\$0
25	Worth	10	0.25	\$16,000.00	\$40,000

Totals & Avg. 1,373 \$9,103,717

Percent of Forestry Products 0.86%

Top Ten Counties

For Christmas Trees



Top Ten Counties by Value - Christmas Trees

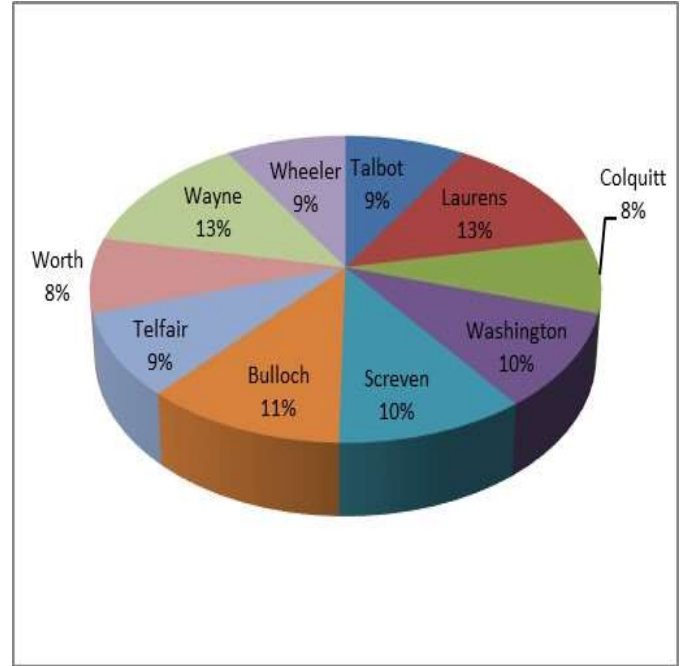
County	Acres	Harvest	\$/Acre	Farm gate
Haralson	50	0.25	\$250,000.00	\$3,125,000
Forsyth	64	0.25	\$104,539.00	\$1,672,624
Jackson	70	0.25	\$22,000.00	\$385,000
Morgan	80	0.25	\$16,000.00	\$320,000
Rabun	75	0.25	\$16,000.00	\$300,000
Hall	5	0.25	\$180,000.00	\$225,000
Habersham	50	0.25	\$16,000.00	\$200,000
Upson	50	0.25	\$16,000.00	\$200,000
Fayette	44	0.25	\$17,000.00	\$187,000
Henry	83	0.25	\$8,000.00	\$166,000

Pine Straw Farm Gate Value 2023

Rank	County	Acres	\$/Acre	Farm gate	Rank	County	Acres	\$/Acre	Farm gate
21	Appling	6,000	\$195.00	\$1,170,000	-	Glynn			\$0
12	Atkinson	10,000	\$195.00	\$1,950,000	-	Gordon			\$0
45	Bacon	2,000	\$150.00	\$300,000	54	Grady	600	\$195.00	\$117,000
14	Baker	12,500	\$150.00	\$1,875,000	-	Greene			\$0
-	Baldwin			\$0	-	Gwinnett			\$0
-	Banks			\$0	-	Habersham			\$0
-	Barrow			\$0	-	Hall			\$0
-	Bartow			\$0	33	Hancock	3,000	\$195.00	\$585,000
67	Ben Hill	150	\$195.00	\$29,250	-	Haralson			\$0
46	Berrien	1,500	\$195.00	\$292,500	37	Harris	2,300	\$220.00	\$506,000
-	Bibb			\$0	56	Hart	500	\$195.00	\$97,500
9	Bleckley	12,500	\$200.00	\$2,500,000	-	Heard			\$0
31	Brantley	4,500	\$150.00	\$675,000	-	Henry			\$0
10	Brooks	12,750	\$195.00	\$2,486,250	55	Houston	500	\$200.00	\$100,000
62	Bryan	300	\$195.00	\$58,500	8	Irwin	18,000	\$150.00	\$2,700,000
2	Bulloch	25,450	\$195.00	\$4,962,750	-	Jackson			\$0
28	Burke	4,250	\$195.00	\$828,750	70	Jasper	50	\$195.00	\$9,750
-	Butts			\$0	20	Jeff Davis	10,000	\$150.00	\$1,500,000
57	Calhoun	10,000	\$9.50	\$95,000	39	Jefferson	2,200	\$195.00	\$429,000
-	Camden			\$0	60	Jenkins	350	\$195.00	\$68,250
-	Candler			\$0	11	Johnson	10,000	\$225.00	\$2,250,000
-	Carroll			\$0	-	Jones			\$0
-	Catoosa			\$0	25	Lamar	4,000	\$225.00	\$900,000
36	Charlton	3,500	\$150.00	\$525,000	50	Lanier	1,000	\$195.00	\$195,000
-	Chatham			\$0	1	Laurens	30,000	\$195.00	\$5,850,000
-	Chattahoochee			\$0	63	Lee	200	\$225.00	\$45,000
-	Chattooga			\$0	50	Liberty	1,000	\$195.00	\$195,000
-	Cherokee			\$0	67	Lincoln	150	\$195.00	\$29,250
-	Clarke			\$0	12	Long	10,000	\$195.00	\$1,950,000
49	Clay	1,000	\$220.00	\$220,000	42	Lowndes	1,900	\$195.00	\$370,500
72	Clayton	20	\$195.00	\$3,900	-	Lumpkin			\$0
50	Clinch	1,000	\$195.00	\$195,000	23	Macon	5,500	\$195.00	\$1,072,500
-	Cobb			\$0	-	Madison			\$0
44	Coffee	1,500	\$225.00	\$337,500	17	Marion	9,000	\$195.00	\$1,755,000
6	Colquitt	18,000	\$195.00	\$3,510,000	-	McDuffie			\$0
59	Columbia	350	\$215.00	\$75,250	-	McIntosh			\$0
69	Cook	100	\$195.00	\$19,500	65	Meriwether	200	\$190.00	\$38,000
-	Coweta			\$0	52	Miller	1,000	\$185.00	\$185,000
-	Crawford			\$0	53	Mitchell	800	\$195.00	\$156,000
-	Crisp			\$0	60	Monroe	350	\$195.00	\$68,250
-	Dade			\$0	16	Montgomery	9,300	\$195.00	\$1,813,500
-	Dawson			\$0	70	Morgan	50	\$195.00	\$9,750
56	Decatur	500	\$195.00	\$97,500	-	Murray			\$0
-	Dekalb			\$0	-	Muscogee			\$0
18	Dodge	8,500	\$195.00	\$1,657,500	-	Newton			\$0
50	Dooly	1,000	\$195.00	\$195,000	-	Oconee			\$0
41	Dougherty	2,050	\$195.00	\$399,750	74	Oglethorpe	10	\$195.00	\$1,950
-	Douglas			\$0	-	Paulding			\$0
38	Early	2,500	\$195.00	\$487,500	-	Peach			\$0
50	Echols	1,000	\$195.00	\$195,000	-	Pickens			\$0
61	Effingham	300	\$200.00	\$60,000	31	Pierce	4,500	\$150.00	\$675,000
40	Elbert	2,100	\$200.00	\$420,000	-	Pike			\$0
56	Emanuel	500	\$195.00	\$97,500	73	Polk	15	\$205.00	\$3,075
48	Evans	1,200	\$195.00	\$234,000	47	Pulaski	1,250	\$195.00	\$243,750
-	Fannin			\$0	43	Putnam	1,800	\$195.00	\$351,000
-	Fayette			\$0	51	Quitman	850	\$220.00	\$187,000
66	Floyd	100	\$350.00	\$35,000	-	Rabun			\$0
-	Forsyth			\$0	49	Randolph	1,000	\$220.00	\$220,000
-	Franklin			\$0	67	Richmond	150	\$195.00	\$29,250
-	Fulton			\$0	-	Rockdale			\$0
-	Gilmer			\$0	29	Schley	4,000	\$195.00	\$780,000
34	Glascocock	2,800	\$200.00	\$560,000	3	Screven	24,000	\$195.00	\$4,680,000

Top Ten Counties

For Pine Straw



Rank	County	Acres	\$/Acre	Farm gate
50	Seminole	1,000	\$195.00	\$195,000
-	Spalding			\$0
71	Stephens	25	\$195.00	\$4,875
-	Stewart			\$0
58	Sumter	400	\$195.00	\$78,000
5	Talbot	20,000	\$195.00	\$3,900,000
-	Taliaferro			\$0
7	Tattnall	15,050	\$195.00	\$2,934,750
35	Taylor	1,100	\$500.00	\$550,000
5	Telfair	20,000	\$195.00	\$3,900,000
45	Terrell	1,000	\$300.00	\$300,000
32	Thomas	2,500	\$250.00	\$625,000
20	Tift	6,000	\$250.00	\$1,500,000
13	Toombs	9,950	\$195.00	\$1,940,250
-	Towns			\$0
15	Treutlen	9,500	\$195.00	\$1,852,500
27	Troup	4,500	\$185.00	\$832,500
24	Turner	5,698	\$168.00	\$957,264
19	Twiggs	8,000	\$200.00	\$1,600,000
-	Union			\$0
26	Upton	4,500	\$195.00	\$877,500
-	Walker			\$0
68	Walton	120	\$195.00	\$23,400
22	Ware	5,650	\$195.00	\$1,101,750
30	Warren	3,400	\$220.00	\$748,000
4	Washington	18,000	\$250.00	\$4,500,000
1	Wayne	30,000	\$195.00	\$5,850,000
33	Webster	3,000	\$195.00	\$585,000
5	Wheeler	20,000	\$195.00	\$3,900,000
-	White			\$0
-	Whitfield			\$0
46	Wilcox	1,500	\$195.00	\$292,500
64	Wilkes	200	\$195.00	\$39,000
64	Wilkinson	200	\$195.00	\$39,000
6	Worth	18,000	\$195.00	\$3,510,000
Totals & Avg.		518,738		\$99,350,464

Percent of Forestry Products 9.36%

Top Ten Counties by Value - Pine Straw

County	Acres	\$/Acre	Farm gate
Laurens	30,000	\$195.00	\$5,850,000
Wayne	30,000	\$195.00	\$5,850,000
Bulloch	25,450	\$195.00	\$4,962,750
Screven	24,000	\$195.00	\$4,680,000
Washington	18,000	\$250.00	\$4,500,000
Talbot	20,000	\$195.00	\$3,900,000
Telfair	20,000	\$195.00	\$3,900,000
Wheeler	20,000	\$195.00	\$3,900,000
Colquitt	18,000	\$195.00	\$3,510,000
Worth	18,000	\$195.00	\$3,510,000

Timber Farm Gate Value 2023

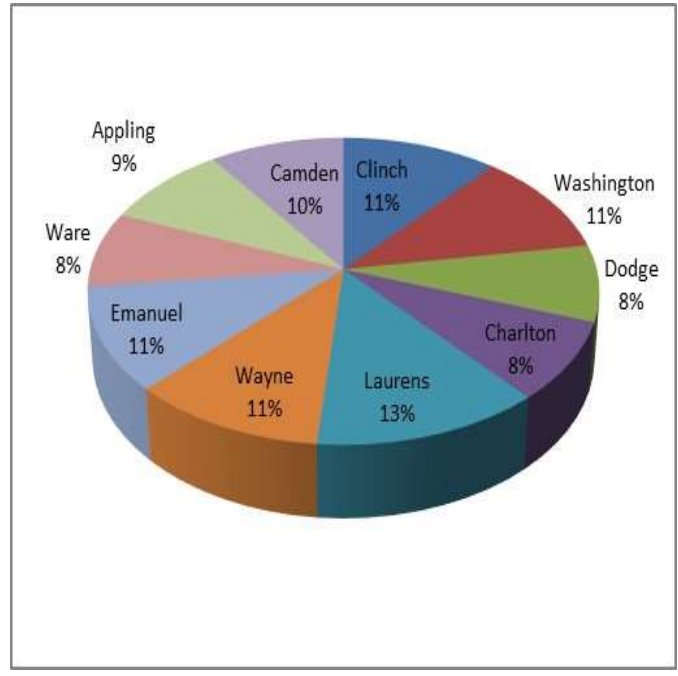
Rank	County	Farm gate Value	Rank	County	Farm gate Value
7	Appling	\$20,139,386	21	Glynn	\$12,511,312
27	Atkinson	\$10,893,723	116	Gordon	\$620,693
63	Bacon	\$5,798,611	45	Grady	\$7,510,003
87	Baker	\$2,978,350	49	Greene	\$7,254,555
109	Baldwin	\$1,008,989	145	Gwinnett	\$19,980
119	Banks	\$532,851	141	Habersham	\$64,224
134	Barrow	\$202,166	137	Hall	\$154,855
114	Bartow	\$738,919	33	Hancock	\$9,424,325
35	Ben Hill	\$8,810,203	93	Haralson	\$2,299,352
43	Berrien	\$7,798,438	79	Harris	\$3,468,413
121	Bibb	\$494,407	127	Hart	\$308,601
73	Bleckley	\$3,937,171	75	Heard	\$3,917,178
24	Brantley	\$11,664,511	148	Henry	\$8,039
53	Brooks	\$6,700,664	51	Houston	\$6,819,901
50	Bryan	\$6,829,157	98	Irwin	\$1,895,476
41	Bulloch	\$7,938,045	136	Jackson	\$178,424
11	Burke	\$17,569,430	89	Jasper	\$2,805,784
126	Butts	\$324,891	57	Jeff Davis	\$6,350,943
44	Calhoun	\$7,540,152	25	Jefferson	\$11,148,901
6	Camden	\$21,875,510	65	Jenkins	\$5,613,230
71	Candler	\$4,531,102	29	Johnson	\$10,571,750
103	Carroll	\$1,411,799	86	Jones	\$3,039,672
129	Catoosa	\$290,547	123	Lamar	\$481,866
8	Charlton	\$18,525,523	83	Lanier	\$3,130,062
118	Chatham	\$553,806	1	Laurens	\$28,389,387
117	Chattahoochee	\$580,069	62	Lee	\$5,828,525
91	Chattooga	\$2,542,629	67	Liberty	\$5,548,910
135	Cherokee	\$186,477	78	Lincoln	\$3,586,146
146	Clarke	\$13,670	22	Long	\$11,986,708
81	Clay	\$3,260,170	48	Lowndes	\$7,413,749
-	Clayton	\$0	139	Lumpkin	\$127,618
2	Clinch	\$25,252,723	60	Macon	\$6,274,324
-	Cobb	\$0	105	Madison	\$1,341,358
12	Coffee	\$17,463,732	54	Marion	\$6,474,393
32	Colquitt	\$10,177,143	72	McDuffie	\$4,034,338
100	Columbia	\$1,598,146	13	McIntosh	\$16,856,286
104	Cook	\$1,378,453	74	Meriwether	\$3,930,332
99	Coweta	\$1,772,880	102	Miller	\$1,516,549
69	Crawford	\$4,790,657	56	Mitchell	\$6,376,749
106	Crisp	\$1,145,010	52	Monroe	\$6,749,810
138	Dade	\$134,928	61	Montgomery	\$5,973,209
143	Dawson	\$21,931	80	Morgan	\$3,415,023
16	Decatur	\$14,137,215	115	Murray	\$712,827
-	Dekalb	\$0	147	Muscogee	\$11,956
9	Dodge	\$17,953,477	128	Newton	\$300,698
37	Dooly	\$8,350,391	107	Oconee	\$1,103,006
101	Dougherty	\$1,550,773	34	Oglethorpe	\$8,943,078
142	Douglas	\$46,759	113	Paulding	\$824,622
26	Early	\$11,109,931	130	Peach	\$285,125
14	Echols	\$15,708,121	140	Pickens	\$70,974
39	Effingham	\$8,219,066	19	Pierce	\$13,779,615
97	Elbert	\$2,029,089	111	Pike	\$901,081
4	Emanuel	\$24,349,477	94	Polk	\$2,165,354
95	Evans	\$2,084,573	85	Pulaski	\$3,090,046
144	Fannin	\$21,478	84	Putnam	\$3,124,287
-	Fayette	\$0	76	Quitman	\$3,808,843
96	Floyd	\$2,041,826	-	Rabun	\$0
-	Forsyth	\$0	36	Randolph	\$8,688,142
124	Franklin	\$437,640	122	Richmond	\$486,301
-	Fulton	\$0	-	Rockdale	\$0
132	Gilmer	\$209,293	59	Schley	\$6,328,013
90	Glascocock	\$2,640,645	15	Screven	\$15,100,095

Rank	County	Farm gate Value
131	Seminole	\$264,921
133	Spalding	\$209,093
125	Stephens	\$433,733
28	Stewart	\$10,828,949
18	Sumter	\$13,805,563
66	Talbot	\$5,584,604
55	Taliaferro	\$6,437,653
23	Tattnall	\$11,852,583
70	Taylor	\$4,571,610
17	Telfair	\$13,861,424
68	Terrell	\$4,810,588
42	Thomas	\$7,826,806
92	Tift	\$2,459,616
30	Toombs	\$10,405,902
-	Towns	\$0
58	Treutlen	\$6,348,948
110	Troup	\$905,581
88	Turner	\$2,870,119
20	Twiggs	\$13,634,111
-	Union	\$0
82	Upton	\$3,161,522
112	Walker	\$831,100
120	Walton	\$504,163
10	Ware	\$17,853,367
46	Warren	\$7,443,847
3	Washington	\$24,796,046
5	Wayne	\$24,228,673
77	Webster	\$3,654,132
47	Wheeler	\$7,439,542
-	White	\$0
108	Whitfield	\$1,035,491
31	Wilcox	\$10,358,255
38	Wilkes	\$8,228,383
40	Wilkinson	\$7,980,733
64	Worth	\$5,713,442

Totals & Avg. \$885,782,239

Percent of Forestry Products 83.46%

**Top Ten Counties
For Timber**



Top Ten Counties by Value - Timber

County	Farm gate Value
Laurens	\$28,389,387
Clinch	\$25,252,723
Washington	\$24,796,046
Emanuel	\$24,349,477
Wayne	\$24,228,673
Camden	\$21,875,510
Appling	\$20,139,386
Charlton	\$18,525,523
Dodge	\$17,953,477
Ware	\$17,853,367

Miscellaneous Forestry Products Farm Gate Value 2023

Rank	County	Farm gate	Rank	County	Farm gate	Rank	County	Farm gate
51	Appling	\$34,000	-	Fayette	\$0	-	Peach	\$0
80	Atkinson	\$4,050	75	Floyd	\$7,200	-	Pickens	\$0
86	Bacon	\$3,000	7	Forsyth	\$2,718,014	67	Pierce	\$13,750
16	Baker	\$360,000	-	Franklin	\$0	96	Pike	\$714
27	Baldwin	\$101,500	-	Fulton	\$0	30	Polk	\$94,600
31	Banks	\$90,000	-	Gilmer	\$0	19	Pulaski	\$190,500
-	Barrow	\$0	-	Glascocock	\$0	25	Putnam	\$117,000
91	Bartow	\$1,350	-	Glynn	\$0	37	Quitman	\$60,000
78	Ben Hill	\$5,000	-	Gordon	\$0	-	Rabun	\$0
-	Berrien	\$0	-	Grady	\$0	3	Randolph	\$8,206,027
-	Bibb	\$0	-	Greene	\$0	43	Richmond	\$45,000
44	Bleckley	\$41,500	-	Gwinnett	\$0	-	Rockdale	\$0
67	Brantley	\$13,750	47	Habersham	\$40,000	18	Schley	\$200,000
-	Brooks	\$0	-	Hall	\$0	58	Screven	\$29,250
66	Bryan	\$15,000	25	Hancock	\$117,000	69	Seminole	\$11,500
52	Bulloch	\$33,700	-	Haralson	\$0	82	Spalding	\$3,600
11	Burke	\$1,487,500	26	Harris	\$115,500	72	Stephens	\$9,100
81	Butts	\$3,750	-	Hart	\$0	79	Stewart	\$4,900
38	Calhoun	\$57,200	92	Heard	\$1,250	29	Sumter	\$100,000
-	Camden	\$0	-	Henry	\$0	-	Talbot	\$0
77	Candler	\$5,700	86	Houston	\$3,000	-	Taliaferro	\$0
33	Carroll	\$72,225	63	Irwin	\$17,400	84	Tattnell	\$3,132
-	Catoosa	\$0	42	Jackson	\$46,500	31	Taylor	\$90,000
59	Charlton	\$28,750	21	Jasper	\$168,000	39	Telfair	\$55,000
-	Chatham	\$0	37	Jeff Davis	\$60,000	13	Terrell	\$500,000
-	Chattahoochee	\$0	65	Jefferson	\$15,400	5	Thomas	\$6,000,000
45	Chattooga	\$41,250	47	Jenkins	\$40,000	2	Tift	\$10,548,875
-	Cherokee	\$0	20	Johnson	\$180,000	74	Toombs	\$7,500
-	Clarke	\$0	85	Jones	\$3,100	41	Towns	\$47,500
71	Clay	\$10,000	93	Lamar	\$996	88	Treutlen	\$1,975
90	Clayton	\$1,400	99	Lanier	\$140	6	Troup	\$5,425,000
-	Clinch	\$0	57	Laurens	\$29,340	62	Turner	\$18,105
-	Cobb	\$0	54	Lee	\$33,330	55	Twiggs	\$32,700
28	Coffee	\$101,250	78	Liberty	\$5,000	50	Union	\$35,000
1	Colquitt	\$10,792,000	95	Lincoln	\$900	64	Upson	\$17,121
23	Columbia	\$132,000	66	Long	\$15,000	31	Walker	\$90,000
53	Cook	\$33,500	22	Lowndes	\$165,000	78	Walton	\$5,000
17	Coweta	\$226,805	97	Lumpkin	\$350	42	Ware	\$46,500
-	Crawford	\$0	68	Macon	\$13,500	-	Warren	\$0
87	Crisp	\$2,450	24	Madison	\$120,000	14	Washington	\$400,000
18	Dade	\$200,000	10	Marion	\$1,998,050	8	Wayne	\$2,525,000
70	Dawson	\$10,500	-	McDuffie	\$0	94	Webster	\$975
98	Decatur	\$280	-	McIntosh	\$0	32	Wheeler	\$77,500
-	Dekalb	\$0	-	Meriwether	\$0	-	White	\$0
43	Dodge	\$45,000	49	Miller	\$37,500	-	Whitfield	\$0
15	Dooly	\$375,000	76	Mitchell	\$6,000	61	Wilcox	\$20,500
46	Dougherty	\$40,200	34	Monroe	\$61,500	40	Wilkes	\$52,500
-	Douglas	\$0	35	Montgomery	\$60,506	60	Wilkinson	\$22,500
56	Early	\$31,200	36	Morgan	\$60,200	48	Worth	\$39,000
13	Echols	\$500,000	9	Murray	\$2,050,000			
73	Effingham	\$8,000	-	Muscogee	\$0		Totals & Avg.	\$67,073,458
12	Elbert	\$762,500	-	Newton	\$0		Percent of Forestry	
4	Emanuel	\$8,050,000	89	Oconee	\$1,650		Products	6.32%
83	Evans	\$3,500	71	Oglethorpe	\$10,000			
-	Fannin	\$0	-	Paulding	\$0			

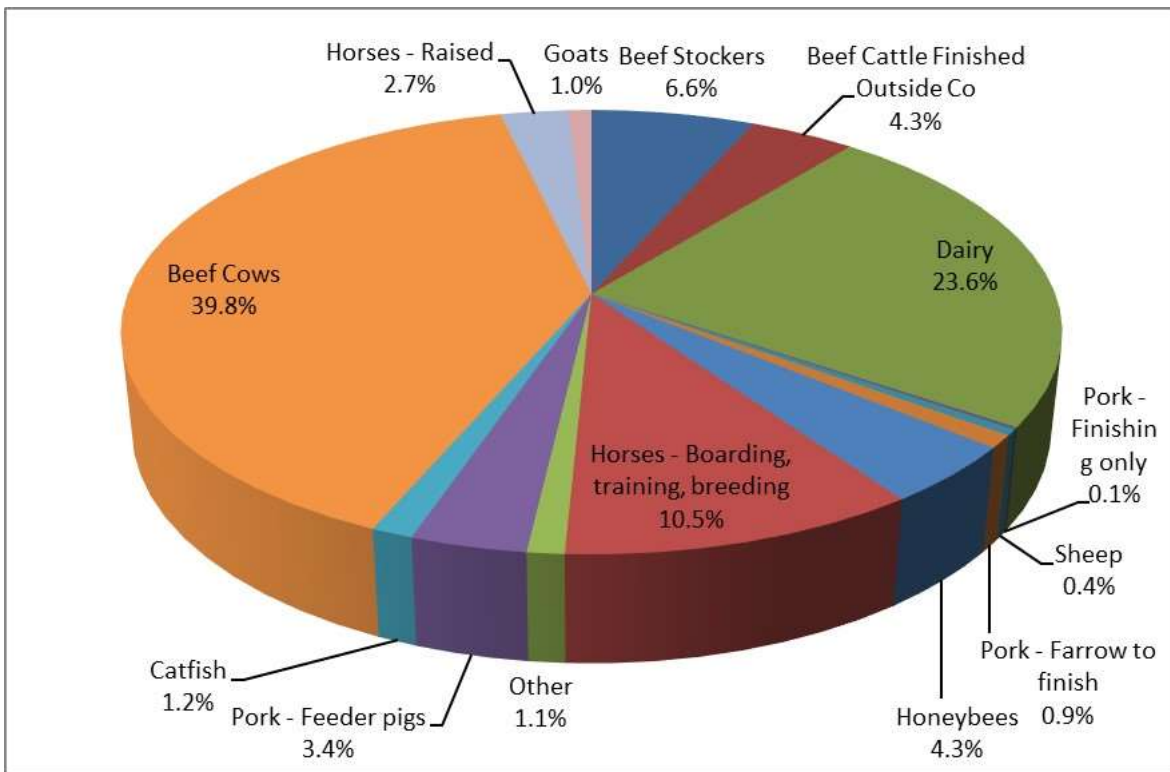
Total Forestry Products Value

Rank	County	Farm gate Value	Rank	County	Farm gate Value	Rank	County	Farm gate Value
8	Appling	\$21,343,386	146	Fannin	\$81,478	43	Oglethorpe	\$8,985,028
29	Atkinson	\$12,847,773	142	Fayette	\$187,000	116	Paulding	\$856,622
67	Bacon	\$6,101,611	101	Floyd	\$2,146,526	134	Peach	\$315,125
73	Baker	\$5,213,350	78	Forsyth	\$4,390,638	147	Pickens	\$72,224
112	Baldwin	\$1,110,489	129	Franklin	\$437,640	23	Pierce	\$14,468,365
119	Banks	\$622,851	153	Fulton	\$16,000	115	Pike	\$993,795
141	Barrow	\$202,166	139	Gilmer	\$217,293	100	Polk	\$2,264,904
117	Bartow	\$756,269	94	Glascock	\$3,200,645	90	Pulaski	\$3,524,296
45	Ben Hill	\$8,844,453	30	Glynn	\$12,511,312	89	Putnam	\$3,592,287
50	Berrien	\$8,130,938	120	Gordon	\$620,693	82	Quitman	\$4,055,843
125	Bibb	\$494,407	56	Grady	\$7,639,003	137	Rabun	\$300,000
65	Bleckley	\$6,478,671	59	Greene	\$7,254,555	16	Randolph	\$17,114,169
32	Brantley	\$12,353,261	148	Gwinnett	\$59,980	118	Richmond	\$640,551
42	Brooks	\$9,186,914	136	Habersham	\$304,224	-	Rockdale	\$0
63	Bryan	\$6,902,657	131	Hall	\$379,855	58	Schley	\$7,313,013
28	Bulloch	\$12,950,495	39	Hancock	\$10,126,325	10	Screven	\$19,821,345
9	Burke	\$19,915,680	72	Haralson	\$5,424,352	126	Seminole	\$471,421
130	Butts	\$434,891	81	Harris	\$4,089,913	135	Spalding	\$312,693
55	Calhoun	\$7,692,352	128	Hart	\$446,101	127	Stephens	\$447,708
7	Camden	\$21,875,510	85	Heard	\$3,918,428	36	Stewart	\$10,833,849
77	Candler	\$4,536,802	143	Henry	\$174,039	25	Sumter	\$13,983,563
107	Carroll	\$1,499,224	62	Houston	\$6,922,901	40	Talbot	\$9,484,604
138	Catoosa	\$294,547	76	Irwin	\$4,612,876	66	Taliaferro	\$6,437,653
12	Charlton	\$19,079,273	121	Jackson	\$609,924	20	Tattnall	\$14,795,715
123	Chatham	\$553,806	96	Jasper	\$2,983,534	74	Taylor	\$5,211,610
122	Chattahoochee	\$580,069	53	Jeff Davis	\$7,911,068	15	Telfair	\$17,816,424
98	Chattooga	\$2,593,254	34	Jefferson	\$11,593,301	71	Terrell	\$5,610,588
140	Cherokee	\$210,477	70	Jenkins	\$5,721,480	22	Thomas	\$14,531,806
154	Clarke	\$13,670	27	Johnson	\$13,001,750	21	Tift	\$14,622,491
91	Clay	\$3,490,170	95	Jones	\$3,042,772	31	Toombs	\$12,353,652
156	Clayton	\$5,555	106	Lamar	\$1,502,862	149	Towns	\$49,000
5	Clinch	\$25,447,723	92	Lanier	\$3,325,202	49	Treutlen	\$8,203,423
151	Cobb	\$36,000	1	Laurens	\$34,280,727	60	Troup	\$7,163,781
14	Coffee	\$17,902,482	68	Lee	\$5,912,855	86	Turner	\$3,845,488
6	Colquitt	\$24,479,143	69	Liberty	\$5,757,660	19	Twiggs	\$15,268,311
104	Columbia	\$1,805,396	88	Lincoln	\$3,618,484	145	Union	\$121,250
109	Cook	\$1,431,453	26	Long	\$13,951,708	79	Upson	\$4,256,143
102	Coweta	\$1,999,685	52	Lowndes	\$7,949,249	114	Walker	\$1,061,100
75	Crawford	\$4,790,657	144	Lumpkin	\$151,968	124	Walton	\$532,563
110	Crisp	\$1,259,960	57	Macon	\$7,360,324	13	Ware	\$19,001,617
133	Dade	\$334,928	108	Madison	\$1,461,358	48	Warren	\$8,263,847
152	Dawson	\$32,431	38	Marion	\$10,227,443	4	Washington	\$29,696,046
24	Decatur	\$14,243,745	83	McDuffie	\$4,034,338	2	Wayne	\$32,691,173
-	Dekalb	\$0	17	McIntosh	\$16,931,286	80	Webster	\$4,240,107
11	Dodge	\$19,655,977	84	Meriwether	\$3,968,332	35	Wheeler	\$11,417,042
44	Dooley	\$8,920,391	105	Miller	\$1,739,049	-	White	\$0
103	Dougherty	\$1,990,723	64	Mitchell	\$6,538,749	113	Whitfield	\$1,072,991
150	Douglas	\$46,759	61	Monroe	\$6,951,560	37	Wilcox	\$10,686,255
33	Early	\$11,628,631	54	Montgomery	\$7,847,215	46	Wilkes	\$8,357,383
18	Echols	\$16,403,121	87	Morgan	\$3,804,973	51	Wilkinson	\$8,042,233
47	Effingham	\$8,327,066	97	Murray	\$2,762,827	41	Worth	\$9,302,442
93	Elbert	\$3,220,589	155	Muscogee	\$11,956		Totals & Avg.	\$1,061,309,878
3	Emanuel	\$32,496,977	132	Newton	\$375,073			
99	Evans	\$2,322,073	111	Oconee	\$1,224,656			

2023 Georgia Livestock and Aquaculture Farm Gate Value

\$1,935,967,043

Livestock and Aquaculture 2023 Farm Gate Value



Beef Cattle Finished Outside County Farm Gate Value 2023

Rank	County	No. Prod./Head	\$/lb	Farm gate	Rank	County	No. Prod./Head	\$/lb	Farm gate		
37	Appling	200	500.0	\$1.72	\$172,000	-	Glynn		\$0		
34	Atkinson	300	500.0	\$1.72	\$258,000	-	Gordon		\$0		
-	Bacon				\$0	2	Grady	10,000	500.0	\$1.72	\$8,600,000
42	Baker	100	500.0	\$1.72	\$86,000	42	Greene	100	500.0	\$1.72	\$86,000
39	Baldwin	165	500.0	\$1.72	\$141,900	43	Gwinnett	50	500.0	\$1.72	\$43,000
21	Banks	800	500.0	\$1.72	\$688,000	26	Habersham	600	500.0	\$1.80	\$540,000
-	Barrow				\$0	24	Hall	700	510.0	\$1.72	\$614,040
4	Bartow	5,000	500.0	\$1.72	\$4,300,000	40	Hancock	135	500.0	\$1.72	\$116,100
-	Ben Hill				\$0	43	Haralson	50	500.0	\$1.72	\$43,000
-	Berrien				\$0	20	Harris	450	550.0	\$2.90	\$717,750
-	Bibb				\$0	32	Hart	400	500.0	\$1.72	\$344,000
-	Bleckley				\$0	34	Heard	300	500.0	\$1.72	\$258,000
-	Brantley				\$0	10	Henry	1,986	500.0	\$1.75	\$1,737,750
-	Brooks				\$0	-	Houston				\$0
-	Bryan				\$0	-	Irwin				\$0
25	Bulloch	650	500.0	\$1.72	\$559,000	16	Jackson	1,000	500.0	\$1.72	\$860,000
11	Burke	1,500	500.0	\$1.72	\$1,290,000	15	Jasper	1,100	500.0	\$1.72	\$946,000
21	Butts	800	500.0	\$1.72	\$688,000	16	Jeff Davis	1,000	500.0	\$1.72	\$860,000
17	Calhoun	950	500.0	\$1.72	\$817,000	38	Jefferson	190	500.0	\$1.78	\$169,100
43	Camden	50	500.0	\$1.72	\$43,000	16	Jenkins	1,000	500.0	\$1.72	\$860,000
-	Candler				\$0	14	Johnson	900	600.0	\$1.80	\$972,000
3	Carroll	7,000	500.0	\$1.78	\$6,230,000	34	Jones	300	500.0	\$1.72	\$258,000
-	Catoosa				\$0	-	Lamar				\$0
-	Charlton				\$0	-	Lanier				\$0
-	Chatham				\$0	16	Laurens	1,000	500.0	\$1.72	\$860,000
-	Chattahoochee				\$0	44	Lee	47	500.0	\$1.72	\$40,420
8	Chattooga	2,500	500.0	\$1.72	\$2,150,000	-	Liberty				\$0
-	Cherokee				\$0	-	Lincoln				\$0
-	Clarke				\$0	-	Long				\$0
-	Clay				\$0	32	Lowndes	400	500.0	\$1.72	\$344,000
33	Clayton	400	500.0	\$1.58	\$316,000	-	Lumpkin				\$0
-	Clinch				\$0	31	Macon	450	500.0	\$1.75	\$393,750
37	Cobb	200	500.0	\$1.72	\$172,000	1	Madison	15,000	500.0	\$1.72	\$12,900,000
-	Coffee				\$0	-	Marion				\$0
-	Colquitt				\$0	-	McDuffie				\$0
-	Columbia				\$0	-	McIntosh				\$0
-	Cook				\$0	18	Meriwether	1,000	450.0	\$1.80	\$810,000
-	Coweta				\$0	-	Miller				\$0
-	Crawford				\$0	7	Mitchell	3,000	500.0	\$1.72	\$2,580,000
12	Crisp	1,200	500.0	\$1.72	\$1,032,000	6	Monroe	3,750	500.0	\$1.72	\$3,225,000
41	Dade	125	500.0	\$1.50	\$93,750	-	Montgomery				\$0
-	Dawson				\$0	34	Morgan	250	600.0	\$1.72	\$258,000
-	Decatur				\$0	-	Murray				\$0
-	Dekalb				\$0	-	Muscogee				\$0
23	Dodge	750	500.0	\$1.72	\$645,000	28	Newton	560	500.0	\$1.72	\$481,600
-	Dooly				\$0	-	Oconee				\$0
-	Dougherty				\$0	23	Oglethorpe	750	500.0	\$1.72	\$645,000
-	Douglas				\$0	11	Paulding	1,500	500.0	\$1.72	\$1,290,000
27	Early	600	500.0	\$1.72	\$516,000	-	Peach				\$0
-	Echols				\$0	37	Pickens	200	500.0	\$1.72	\$172,000
13	Effingham	1,200	500.0	\$1.70	\$1,020,000	-	Pierce				\$0
36	Elbert	200	500.0	\$2.25	\$225,000	-	Pike				\$0
5	Emanuel	4,500	500.0	\$1.72	\$3,870,000	9	Polk	1,500	675.0	\$1.85	\$1,873,125
-	Evans				\$0	-	Pulaski				\$0
-	Fannin				\$0	21	Putnam	800	500.0	\$1.72	\$688,000
-	Fayette				\$0	-	Quitman				\$0
-	Floyd				\$0	-	Rabun				\$0
16	Forsyth	1,000	500.0	\$1.72	\$860,000	-	Randolph				\$0
-	Franklin				\$0	-	Richmond				\$0
-	Fulton				\$0	42	Rockdale	100	500.0	\$1.72	\$86,000
-	Gilmer				\$0	-	Schley				\$0
19	Glascok	800	500.0	\$1.80	\$720,000	23	Screven	750	500.0	\$1.72	\$645,000

Rank	County	No. Prod./Head	\$/lb	Farm gate
-	Seminole			\$0
-	Spalding			\$0
11	Stephens	1,500	500.0 \$1.72	\$1,290,000
-	Stewart			\$0
-	Sumter			\$0
-	Talbot			\$0
-	Taliaferro			\$0
35	Tattnall	250	500.0 \$1.85	\$231,250
-	Taylor			\$0
-	Telfair			\$0
29	Terrell	180	1200.0 \$2.05	\$442,800
-	Thomas			\$0
-	Tift			\$0
-	Toombs			\$0
7	Towns	3,000	500.0 \$1.72	\$2,580,000
-	Treutlen			\$0
-	Troup			\$0
-	Turner			\$0
-	Twiggs			\$0
5	Union	4,500	500.0 \$1.72	\$3,870,000
-	Upson			\$0
-	Walker			\$0
-	Walton			\$0
-	Ware			\$0
22	Warren	750	500.0 \$1.80	\$675,000
27	Washington	600	500.0 \$1.72	\$516,000
-	Wayne			\$0
-	Webster			\$0
45	Wheeler	45	500.0 \$1.72	\$38,700
-	White			\$0
-	Whitfield			\$0
43	Wilcox	50	500.0 \$1.72	\$43,000
30	Wilkes	500	500.0 \$1.72	\$430,000
-	Wilkinson			\$0
46	Worth	25	500.0 \$1.72	\$21,500

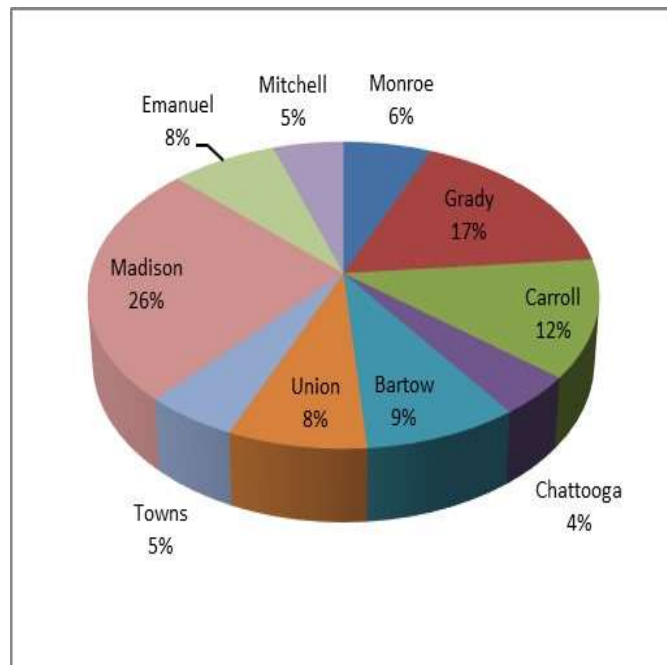
Totals & Avg. 93,708 \$82,347,535

Percent of Livestock/Aquaculture 4.25%

Top Ten Counties by Value - Beef Cattle Finished Outside County

County	No.	Prod./Head	\$/lb	Farm gate
Madison	15,000	500.0	\$1.72	\$12,900,000
Grady	10,000	500.0	\$1.72	\$8,600,000
Carroll	7,000	500.0	\$1.78	\$6,230,000
Bartow	5,000	500.0	\$1.72	\$4,300,000
Emanuel	4,500	500.0	\$1.72	\$3,870,000
Union	4,500	500.0	\$1.72	\$3,870,000
Monroe	3,750	500.0	\$1.72	\$3,225,000
Mitchell	3,000	500.0	\$1.72	\$2,580,000
Towns	3,000	500.0	\$1.72	\$2,580,000
Chattooga	2,500	500.0	\$1.72	\$2,150,000

Top Ten Counties For Beef Cattle Finished Outside County



Beef Cows Farm Gate Value 2023

Rank	County	No. Prod./Head	\$/lb	Farm gate	Rank	County	No. Prod./Head	\$/lb	Farm gate
64	Appling	4,000	373.5 \$2.27	\$3,391,380	-	Glynn			\$0
31	Atkinson	8,200	415.0 \$2.27	\$7,724,810	30	Gordon	9,500	373.5 \$2.27	\$8,054,528
84	Bacon	2,500	373.5 \$2.27	\$2,119,613	17	Grady	12,700	373.5 \$2.27	\$10,767,632
19	Baker	12,000	373.5 \$2.27	\$10,174,140	35	Greene	8,700	373.5 \$2.27	\$7,376,252
48	Baldwin	6,125	373.5 \$2.27	\$5,193,051	-	Gwinnett			\$0
23	Banks	10,400	373.5 \$2.27	\$8,817,588	22	Habersham	10,500	373.5 \$2.27	\$8,902,373
46	Barrow	6,900	373.5 \$2.27	\$5,850,131	16	Hall	13,094	373.5 \$2.27	\$11,101,682
49	Bartow	6,000	373.5 \$2.27	\$5,087,070	84	Hancock	2,500	373.5 \$2.27	\$2,119,613
88	Ben Hill	2,100	373.5 \$2.27	\$1,780,475	49	Haralson	6,000	373.5 \$2.27	\$5,087,070
-	Berrien			\$0	37	Harris	3,400	622.5 \$3.45	\$7,301,925
99	Bibb	1,100	373.5 \$2.27	\$932,630	15	Hart	10,800	456.5 \$2.27	\$11,191,554
84	Bleckley	2,500	373.5 \$2.27	\$2,119,613	75	Heard	3,145	373.5 \$2.27	\$2,666,473
102	Brantley	900	373.5 \$2.27	\$763,061	89	Henry	3,200	373.5 \$1.41	\$1,685,232
4	Brooks	19,750	373.5 \$2.27	\$16,744,939	59	Houston	5,000	373.5 \$2.25	\$4,201,875
113	Bryan	300	290.5 \$2.20	\$191,730	42	Irwin	7,500	373.5 \$2.27	\$6,358,838
19	Bulloch	12,000	373.5 \$2.27	\$10,174,140	13	Jackson	14,200	373.5 \$2.27	\$12,039,399
38	Burke	8,550	373.5 \$2.27	\$7,249,075	19	Jasper	12,000	373.5 \$2.27	\$10,174,140
68	Butts	3,500	373.5 \$2.27	\$2,967,458	68	Jeff Davis	3,500	373.5 \$2.27	\$2,967,458
61	Calhoun	3,975	415.0 \$2.20	\$3,629,175	24	Jefferson	9,750	394.3 \$2.25	\$8,648,859
108	Camden	450	373.5 \$2.27	\$381,530	64	Jenkins	4,000	373.5 \$2.27	\$3,391,380
77	Candler	2,926	373.5 \$2.27	\$2,480,794	44	Johnson	6,000	456.5 \$2.27	\$6,217,530
2	Carroll	21,507	373.5 \$2.27	\$18,234,602	39	Jones	8,300	373.5 \$2.27	\$7,037,114
58	Catoosa	5,000	373.5 \$2.27	\$4,239,225	47	Lamar	6,500	373.5 \$2.27	\$5,510,993
105	Charlton	750	373.5 \$2.27	\$635,884	107	Lanier	500	373.5 \$2.27	\$423,923
112	Chatham	250	373.5 \$2.25	\$210,094	28	Laurens	9,700	373.5 \$2.27	\$8,224,097
-	Chattahoochee			\$0	66	Lee	3,700	373.5 \$2.27	\$3,137,027
19	Chattooga	12,000	373.5 \$2.27	\$10,174,140	115	Liberty	600	124.5 \$2.20	\$164,340
82	Cherokee	2,800	373.5 \$2.27	\$2,373,966	58	Lincoln	5,000	373.5 \$2.27	\$4,239,225
107	Clarke	500	373.5 \$2.27	\$423,923	84	Long	2,500	373.5 \$2.27	\$2,119,613
78	Clay	2,500	373.5 \$2.65	\$2,474,438	41	Lowndes	7,800	373.5 \$2.27	\$6,613,191
-	Clayton			\$0	74	Lumpkin	2,840	415.0 \$2.27	\$2,675,422
114	Clinch	200	373.5 \$2.27	\$169,569	81	Macon	2,850	373.5 \$2.25	\$2,395,069
114	Cobb	200	373.5 \$2.27	\$169,569	3	Madison	21,000	373.5 \$2.27	\$17,804,745
17	Coffee	12,700	373.5 \$2.27	\$10,767,632	67	Marion	3,600	373.5 \$2.27	\$3,052,242
21	Colquitt	11,100	373.5 \$2.27	\$9,411,080	56	McDuffie	5,090	373.5 \$2.27	\$4,315,531
90	Columbia	2,300	361.1 \$1.95	\$1,619,309	116	McIntosh	4	664.0 \$2.00	\$5,312
93	Cook	2,500	373.5 \$1.65	\$1,540,688	45	Meriwether	6,500	398.4 \$2.35	\$6,085,560
50	Coweta	5,745	373.5 \$2.27	\$4,870,870	36	Miller	7,700	415.0 \$2.30	\$7,349,650
-	Crawford			\$0	5	Mitchell	19,100	373.5 \$2.27	\$16,193,840
-	Crisp			\$0	60	Monroe	4,400	373.5 \$2.27	\$3,730,518
65	Dade	4,500	373.5 \$1.90	\$3,193,425	92	Montgomery	1,850	373.5 \$2.27	\$1,568,513
79	Dawson	2,860	373.5 \$2.27	\$2,424,837	9	Morgan	16,500	373.5 \$2.27	\$13,989,443
11	Decatur	14,700	373.5 \$2.27	\$12,463,322	51	Murray	5,545	373.5 \$2.27	\$4,701,301
-	Dekalb			\$0	114	Muscogee	200	373.5 \$2.27	\$169,569
29	Dodge	9,600	373.5 \$2.27	\$8,139,312	12	Newton	14,580	373.5 \$2.27	\$12,361,580
83	Dooly	2,600	373.5 \$2.27	\$2,204,397	27	Oconee	9,800	373.5 \$2.27	\$8,308,881
86	Dougherty	2,300	373.5 \$2.25	\$1,932,863	32	Oglethorpe	9,000	373.5 \$2.27	\$7,630,605
109	Douglas	380	373.5 \$2.27	\$322,181	96	Paulding	1,500	373.5 \$2.27	\$1,271,768
10	Early	15,700	373.5 \$2.27	\$13,311,167	-	Peach			\$0
98	Echols	1,200	373.5 \$2.27	\$1,017,414	64	Pickens	4,000	373.5 \$2.27	\$3,391,380
70	Effingham	3,250	373.5 \$2.30	\$2,791,913	87	Pierce	2,200	373.5 \$2.27	\$1,865,259
8	Elbert	12,000	415.0 \$2.85	\$14,193,000	64	Pike	4,000	373.5 \$2.27	\$3,391,380
40	Emanuel	8,000	373.5 \$2.27	\$6,782,760	25	Polk	8,000	456.5 \$2.35	\$8,582,200
72	Evans	3,200	373.5 \$2.27	\$2,713,104	103	Pulaski	850	373.5 \$2.27	\$720,668
85	Fannin	2,400	373.5 \$2.27	\$2,034,828	62	Putnam	4,200	373.5 \$2.27	\$3,560,949
104	Fayette	800	373.5 \$2.27	\$678,276	100	Quitman	800	415.0 \$2.65	\$879,800
49	Floyd	6,000	373.5 \$2.27	\$5,087,070	84	Rabun	2,500	373.5 \$2.27	\$2,119,613
91	Forsyth	1,882	373.5 \$2.27	\$1,595,644	71	Randolph	2,500	415.0 \$2.65	\$2,749,375
1	Franklin	22,500	373.5 \$2.27	\$19,076,513	95	Richmond	1,600	373.5 \$2.27	\$1,356,552
106	Fulton	900	373.5 \$1.65	\$554,648	111	Rockdale	300	373.5 \$2.27	\$254,354
55	Gilmer	5,100	373.5 \$2.27	\$4,324,010	99	Schley	1,100	373.5 \$2.27	\$932,630
63	Glascocock	3,500	398.4 \$2.45	\$3,416,280	40	Screven	8,000	373.5 \$2.27	\$6,782,760

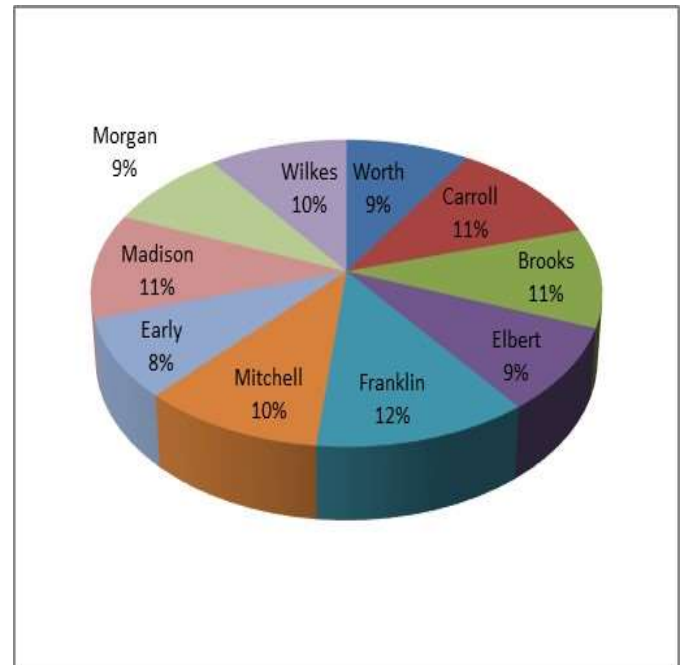
Rank	County	No. Prod./Head	\$/lb	Farm gate
47	Seminole	6,500	373.5 \$2.27	\$5,510,993
73	Spalding	2,600	398.4 \$2.60	\$2,693,184
49	Stephens	6,000	373.5 \$2.27	\$5,087,070
110	Stewart	325	373.5 \$2.27	\$275,550
68	Sumter	3,500	373.5 \$2.27	\$2,967,458
54	Talbot	1,900	1037.5 \$2.27	\$4,474,738
84	Taliaferro	2,500	373.5 \$2.27	\$2,119,613
26	Tattnall	10,000	373.5 \$2.27	\$8,478,450
101	Taylor	1,200	373.5 \$1.80	\$806,760
58	Telfair	5,000	373.5 \$2.27	\$4,239,225
80	Terrell	2,250	1162.0 \$0.92	\$2,405,340
18	Thomas	12,200	373.5 \$2.27	\$10,343,709
40	Tift	8,000	373.5 \$2.27	\$6,782,760
69	Toombs	3,300	373.5 \$2.27	\$2,797,889
68	Towns	3,500	373.5 \$2.27	\$2,967,458
94	Treutlen	1,200	996.0 \$1.20	\$1,434,240
-	Troup			\$0
43	Turner	7,600	373.5 \$2.23	\$6,330,078
76	Twiggs	3,000	373.5 \$2.27	\$2,543,535
49	Union	6,000	373.5 \$2.27	\$5,087,070
42	Upton	7,500	373.5 \$2.27	\$6,358,838
33	Walker	8,900	373.5 \$2.27	\$7,545,821
20	Walton	11,500	373.5 \$2.27	\$9,750,218
72	Ware	3,200	373.5 \$2.27	\$2,713,104
57	Warren	4,200	415.0 \$2.45	\$4,270,350
34	Washington	6,000	456.5 \$2.75	\$7,532,250
52	Wayne	5,500	373.5 \$2.27	\$4,663,148
76	Webster	3,000	373.5 \$2.27	\$2,543,535
58	Wheeler	5,000	373.5 \$2.27	\$4,239,225
14	White	9,000	373.5 \$3.50	\$11,765,250
53	Whitfield	5,300	373.5 \$2.27	\$4,493,579
52	Wilcox	5,500	373.5 \$2.27	\$4,663,148
6	Wilkes	19,000	373.5 \$2.27	\$16,109,055
97	Wilkinson	1,300	373.5 \$2.27	\$1,102,199
7	Worth	17,000	373.5 \$2.27	\$14,413,365

Totals & Avg. 878,273 \$770,772,340

Percent of Livestock/Aquaculture 39.81%

Top Ten Counties

For Beef Cows



Top Ten Counties by Value - Beef Cows

County	No. Head	Prod./Head	\$/lb	Farm gate
Franklin	22,500	373.5	\$2.27	\$19,076,513
Carroll	21,507	373.5	\$2.27	\$18,234,602
Madison	21,000	373.5	\$2.27	\$17,804,745
Brooks	19,750	373.5	\$2.27	\$16,744,939
Mitchell	19,100	373.5	\$2.27	\$16,193,840
Wilkes	19,000	373.5	\$2.27	\$16,109,055
Worth	17,000	373.5	\$2.27	\$14,413,365
Elbert	12,000	415.0	\$2.85	\$14,193,000
Morgan	16,500	373.5	\$2.27	\$13,989,443
Early	15,700	373.5	\$2.27	\$13,311,167

Beef Stockers Farm Gate Value 2023

Rank	County	No. Prod./Head	\$/lb	Farm gate	Rank	County	No. Prod./Head	\$/lb	Farm gate		
51	Appling	650	300.0	\$1.80	\$351,000	-	Glynn		\$0		
26	Atkinson	2,900	300.0	\$1.80	\$1,566,000	65	Gordon	250	300.0	\$1.80	\$135,000
-	Bacon				\$0	18	Grady	4,300	300.0	\$1.80	\$2,322,000
5	Baker	8,000	300.0	\$1.80	\$4,320,000	53	Greene	500	300.0	\$1.80	\$270,000
63	Baldwin	260	300.0	\$1.80	\$140,400	-	Gwinnett			\$0	
20	Banks	3,100	350.0	\$1.80	\$1,953,000	29	Habersham	2,500	300.0	\$1.90	\$1,425,000
36	Barrow	1,000	450.0	\$1.80	\$810,000	26	Hall	2,900	300.0	\$1.80	\$1,566,000
3	Bartow	8,600	300.0	\$1.80	\$4,644,000	71	Hancock	75	300.0	\$1.80	\$40,500
36	Ben Hill	1,500	300.0	\$1.80	\$810,000	-	Haralson			\$0	
15	Berrien	5,300	300.0	\$1.80	\$2,862,000	38	Harris	450	550.0	\$2.90	\$717,750
-	Bibb				\$0	11	Hart	4,700	400.0	\$1.80	\$3,384,000
53	Bleckley	500	300.0	\$1.80	\$270,000	36	Heard	1,500	300.0	\$1.80	\$810,000
62	Brantley	200	400.0	\$1.80	\$144,000	-	Henry			\$0	
-	Brooks				\$0	60	Houston	300	300.0	\$1.80	\$162,000
-	Bryan				\$0	-	Irwin			\$0	
46	Bulloch	900	300.0	\$1.80	\$486,000	14	Jackson	5,500	300.0	\$1.80	\$2,970,000
35	Burke	1,800	300.0	\$1.80	\$972,000	34	Jasper	2,000	300.0	\$1.80	\$1,080,000
47	Butts	850	300.0	\$1.80	\$459,000	-	Jeff Davis			\$0	
23	Calhoun	2,800	350.0	\$1.80	\$1,764,000	45	Jefferson	900	300.0	\$1.84	\$496,800
69	Camden	150	300.0	\$1.80	\$81,000	-	Jenkins			\$0	
54	Candler	400	300.0	\$1.80	\$216,000	7	Johnson	7,500	300.0	\$1.80	\$4,050,000
6	Carroll	7,591	300.0	\$1.80	\$4,099,140	-	Jones			\$0	
47	Catoosa	850	300.0	\$1.80	\$459,000	57	Lamar	350	300.0	\$1.80	\$189,000
73	Charlton	60	300.0	\$1.80	\$32,400	53	Lanier	500	300.0	\$1.80	\$270,000
-	Chatham				\$0	43	Laurens	1,000	300.0	\$1.80	\$540,000
-	Chattahoochee				\$0	75	Lee	48	300.0	\$1.80	\$25,920
19	Chattooga	4,000	300.0	\$1.80	\$2,160,000	-	Liberty			\$0	
-	Cherokee				\$0	65	Lincoln	250	300.0	\$1.80	\$135,000
-	Clarke				\$0	-	Long			\$0	
48	Clay	800	300.0	\$1.80	\$432,000	52	Lowndes	600	300.0	\$1.80	\$324,000
59	Clayton	400	300.0	\$1.45	\$174,000	-	Lumpkin			\$0	
-	Clinch				\$0	67	Macon	225	300.0	\$1.80	\$121,500
-	Cobb				\$0	36	Madison	1,500	300.0	\$1.80	\$810,000
1	Coffee	10,795	300.0	\$1.80	\$5,829,300	-	Marion			\$0	
53	Colquitt	500	300.0	\$1.80	\$270,000	44	McDuffie	950	300.0	\$1.80	\$513,000
66	Columbia	300	325.0	\$1.35	\$131,625	76	McIntosh	27	450.0	\$1.20	\$14,580
30	Cook	3,600	300.0	\$1.31	\$1,414,800	33	Meriwether	1,700	350.0	\$1.85	\$1,100,750
-	Coweta				\$0	-	Miller			\$0	
-	Crawford				\$0	10	Mitchell	6,000	300.0	\$1.89	\$3,402,000
68	Crisp	200	300.0	\$1.80	\$108,000	31	Monroe	2,600	300.0	\$1.80	\$1,404,000
61	Dade	350	300.0	\$1.45	\$152,250	-	Montgomery			\$0	
-	Dawson				\$0	48	Morgan	800	300.0	\$1.80	\$432,000
19	Decatur	4,000	300.0	\$1.80	\$2,160,000	-	Murray			\$0	
-	Dekalb				\$0	-	Muscogee			\$0	
25	Dodge	3,000	300.0	\$1.80	\$1,620,000	41	Newton	1,200	300.0	\$1.80	\$648,000
48	Dooly	800	300.0	\$1.80	\$432,000	74	Oconee	55	300.0	\$1.80	\$29,700
-	Dougherty				\$0	2	Oglethorpe	10,000	300.0	\$1.80	\$5,400,000
-	Douglas				\$0	-	Paulding			\$0	
14	Early	5,500	300.0	\$1.80	\$2,970,000	-	Peach			\$0	
-	Echols				\$0	-	Pickens			\$0	
64	Effingham	280	300.0	\$1.65	\$138,600	70	Pierce	100	300.0	\$1.80	\$54,000
58	Elbert	300	300.0	\$2.00	\$180,000	50	Pike	360	550.0	\$1.80	\$356,400
34	Emanuel	2,000	300.0	\$1.80	\$1,080,000	9	Polk	3,500	475.0	\$2.05	\$3,408,125
43	Evans	1,000	300.0	\$1.80	\$540,000	49	Pulaski	700	300.0	\$1.80	\$378,000
37	Fannin	1,400	300.0	\$1.80	\$756,000	46	Putnam	900	300.0	\$1.80	\$486,000
-	Fayette				\$0	42	Quitman	800	310.0	\$2.30	\$570,400
12	Floyd	6,000	300.0	\$1.80	\$3,240,000	-	Rabun			\$0	
-	Forsyth				\$0	8	Randolph	5,400	310.0	\$2.30	\$3,850,200
13	Franklin	4,900	350.0	\$1.80	\$3,087,000	-	Richmond			\$0	
56	Fulton	500	300.0	\$1.31	\$196,500	-	Rockdale			\$0	
21	Gilmer	3,600	300.0	\$1.80	\$1,944,000	48	Schley	800	300.0	\$1.80	\$432,000
27	Glascocock	2,400	350.0	\$1.80	\$1,512,000	34	Screven	2,000	300.0	\$1.80	\$1,080,000

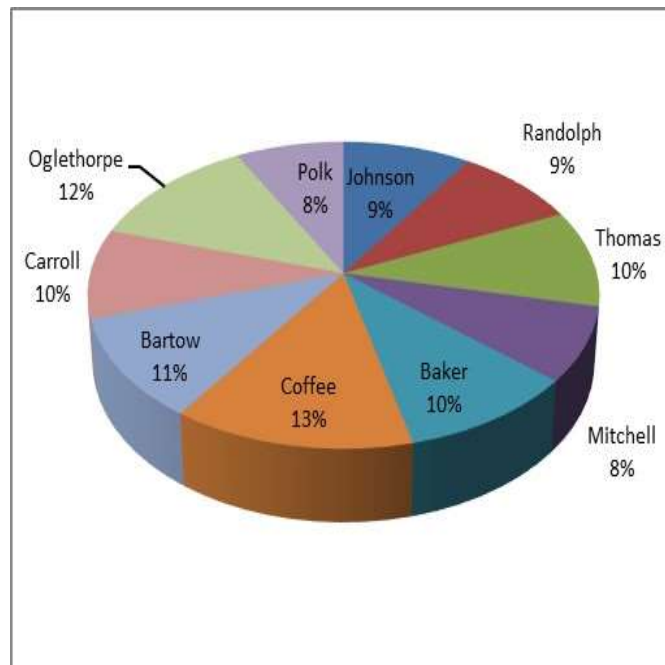
Rank	County	No. Prod./Head	\$/lb	Farm gate
34	Seminole	2,000	300.0	\$1,080,000
57	Spalding	300	300.0	\$189,000
12	Stephens	6,000	300.0	\$3,240,000
-	Stewart			\$0
65	Sumter	250	300.0	\$135,000
-	Talbot			\$0
-	Taliaferro			\$0
43	Tattnall	1,000	300.0	\$540,000
72	Taylor	75	300.0	\$32,625
39	Telfair	1,275	300.0	\$688,500
28	Terrell	975	700.0	\$1,501,500
4	Thomas	8,250	300.0	\$4,455,000
53	Tift	500	300.0	\$270,000
16	Toombs	5,100	300.0	\$2,754,000
69	Towns	150	300.0	\$81,000
24	Treutlen	1,200	500.0	\$1,740,000
-	Troup			\$0
40	Turner	1,300	300.0	\$686,400
-	Twiggs			\$0
53	Union	500	300.0	\$270,000
53	Upson	500	300.0	\$270,000
53	Walker	500	300.0	\$270,000
-	Walton			\$0
55	Ware	380	300.0	\$205,200
32	Warren	2,000	350.0	\$1,260,000
22	Washington	2,500	400.0	\$1,800,000
57	Wayne	350	300.0	\$189,000
-	Webster			\$0
39	Wheeler	1,275	300.0	\$688,500
-	White			\$0
-	Whitfield			\$0
53	Wilcox	500	300.0	\$270,000
41	Wilkes	1,200	300.0	\$648,000
49	Wilkinson	700	300.0	\$378,000
17	Worth	4,800	300.0	\$2,592,000

Totals & Avg. 223,356 \$128,604,365

Percent of Livestock/Aquaculture 6.64%

Top Ten Counties

For Beef Stockers



Top Ten Counties by Value - Beef Stockers

County	No.	Prod./Head	\$/lb	Farm gate
Coffee	10,795	300.0	\$1.80	\$5,829,300
Oglethorpe	10,000	300.0	\$1.80	\$5,400,000
Bartow	8,600	300.0	\$1.80	\$4,644,000
Thomas	8,250	300.0	\$1.80	\$4,455,000
Baker	8,000	300.0	\$1.80	\$4,320,000
Carroll	7,591	300.0	\$1.80	\$4,099,140
Johnson	7,500	300.0	\$1.80	\$4,050,000
Randolph	5,400	310.0	\$2.30	\$3,850,200
Polk	3,500	475.0	\$2.05	\$3,408,125
Mitchell	6,000	300.0	\$1.89	\$3,402,000

Catfish Farm Gate Value 2023

Rank	County	Pond	Lbs/Acre	\$/lb	Farm gate	Rank	County	Pond	Lbs/Acre	\$/lb	Farm gate
-	Appling				\$0	-	Glynn				\$0
-	Atkinson				\$0	-	Gordon				\$0
-	Bacon				\$0	-	Grady				\$0
2	Baker	150	3,000	\$3.75	\$1,687,500	-	Greene				\$0
-	Baldwin				\$0	-	Gwinnett				\$0
-	Banks				\$0	-	Habersham				\$0
-	Barrow				\$0	-	Hall				\$0
-	Bartow				\$0	-	Hancock				\$0
-	Ben Hill				\$0	-	Haralson				\$0
-	Berrien				\$0	-	Harris				\$0
-	Bibb				\$0	-	Hart				\$0
-	Bleckley				\$0	-	Heard				\$0
-	Brantley				\$0	-	Henry				\$0
-	Brooks				\$0	-	Houston				\$0
4	Bryan	10	20,000	\$3.00	\$600,000	-	Irwin				\$0
-	Bulloch				\$0	7	Jackson	35	3,000	\$3.50	\$367,500
-	Burke				\$0	-	Jasper				\$0
6	Butts	50	3,000	\$3.00	\$450,000	-	Jeff Davis				\$0
-	Calhoun				\$0	3	Jefferson	160	3,000	\$3.00	\$1,440,000
-	Camden				\$0	-	Jenkins				\$0
-	Candler				\$0	-	Johnson				\$0
12	Carroll	4	3,000	\$5.00	\$60,000	-	Jones				\$0
-	Catoosa				\$0	-	Lamar				\$0
-	Charlton				\$0	-	Lanier				\$0
-	Chatham				\$0	-	Laurens				\$0
-	Chattahoochee				\$0	-	Lee				\$0
-	Chattooga				\$0	-	Liberty				\$0
-	Cherokee				\$0	-	Lincoln				\$0
-	Clarke				\$0	-	Long				\$0
-	Clay				\$0	-	Lowndes				\$0
-	Clayton				\$0	-	Lumpkin				\$0
-	Clinch				\$0	-	Macon				\$0
-	Cobb				\$0	11	Madison	8	3,000	\$3.30	\$79,200
-	Coffee				\$0	-	Marion				\$0
-	Colquitt				\$0	-	McDuffie				\$0
-	Columbia				\$0	-	McIntosh				\$0
-	Cook				\$0	5	Meriwether	100	2,000	\$2.75	\$550,000
-	Coweta				\$0	-	Miller				\$0
-	Crawford				\$0	-	Mitchell				\$0
-	Crisp				\$0	-	Monroe				\$0
-	Dade				\$0	-	Montgomery				\$0
-	Dawson				\$0	-	Morgan				\$0
-	Decatur				\$0	-	Murray				\$0
-	Dekalb				\$0	-	Muscogee				\$0
-	Dodge				\$0	-	Newton				\$0
-	Dooly				\$0	-	Oconee				\$0
-	Dougherty				\$0	-	Oglethorpe				\$0
-	Douglas				\$0	-	Paulding				\$0
-	Early				\$0	-	Peach				\$0
-	Echols				\$0	-	Pickens				\$0
-	Effingham				\$0	-	Pierce				\$0
15	Elbert	2	2,500	\$3.50	\$17,500	8	Pike	22	3,000	\$3.00	\$198,000
-	Emanuel				\$0	17	Polk	15	80	\$4.10	\$4,920
-	Evans				\$0	10	Pulaski	10	3,000	\$4.00	\$120,000
-	Fannin				\$0	13	Putnam	3	3,000	\$3.00	\$27,000
-	Fayette				\$0	-	Quitman				\$0
-	Floyd				\$0	-	Rabun				\$0
-	Forsyth				\$0	-	Randolph				\$0
-	Franklin				\$0	-	Richmond				\$0
-	Fulton				\$0	-	Rockdale				\$0
-	Gilmer				\$0	-	Schley				\$0
-	Glascok				\$0	-	Screven				\$0

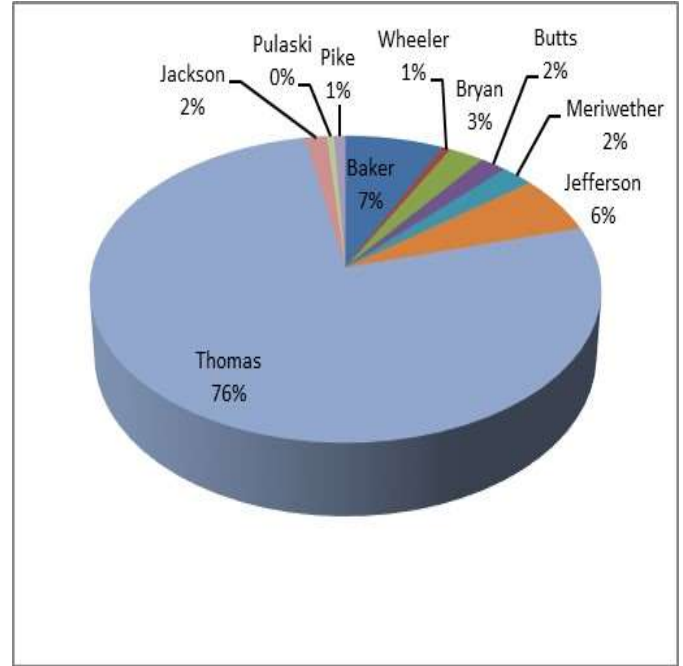
Rank	County	Pond	Lbs/Acre	\$/lb	Farm gate
-	Seminole				\$0
14	Spalding	3	1,800	\$3.50	\$18,900
-	Stephens				\$0
-	Stewart				\$0
-	Sumter				\$0
-	Talbot				\$0
-	Taliaferro				\$0
-	Tattnall				\$0
-	Taylor				\$0
-	Telfair				\$0
-	Terrell				\$0
1	Thomas	2,000	3,000	\$3.00	\$18,000,000
-	Tift				\$0
-	Toombs				\$0
-	Towns				\$0
-	Treutlen				\$0
-	Troup				\$0
-	Turner				\$0
-	Twiggs				\$0
-	Union				\$0
-	Upson				\$0
-	Walker				\$0
-	Walton				\$0
-	Ware				\$0
-	Warren				\$0
-	Washington				\$0
-	Wayne				\$0
-	Webster				\$0
9	Wheeler	20	2,200	\$3.00	\$132,000
16	White	5	250	\$7.00	\$8,750
-	Whitfield				\$0
-	Wilcox				\$0
18	Wilkes	1	1,000	\$3.00	\$3,000
-	Wilkinson				\$0
-	Worth				\$0

Totals & Avg. 2,598 \$23,764,270

Percent of Livestock/Aquaculture 1.23%

Top Ten Counties

For Catfish



Top Ten Counties by Value - Catfish

County	Pond	Lbs/Acre	\$/lb	Farm gate
Thomas	2,000	3,000	\$3.00	\$18,000,000
Baker	150	3,000	\$3.75	\$1,687,500
Jefferson	160	3,000	\$3.00	\$1,440,000
Bryan	10	20,000	\$3.00	\$600,000
Meriwether	100	2,000	\$2.75	\$550,000
Butts	50	3,000	\$3.00	\$450,000
Jackson	35	3,000	\$3.50	\$367,500
Pike	22	3,000	\$3.00	\$198,000
Wheeler	20	2,200	\$3.00	\$132,000
Pulaski	10	3,000	\$4.00	\$120,000

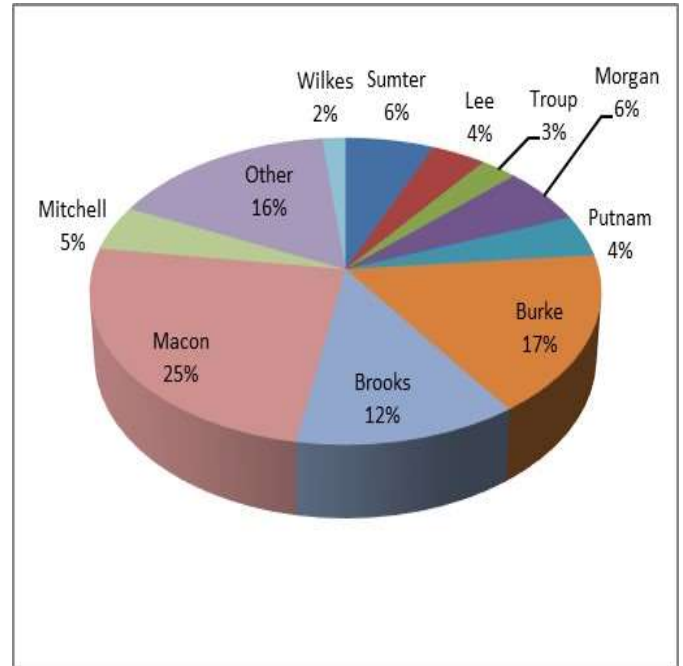
Rank	County	No. Prod./Head	\$/lb	Farm gate
-	Seminole			\$0
-	Spalding			\$0
-	Stephens			\$0
-	Stewart			\$0
4	Sumter	7,000	21,000 \$0.20	\$29,400,000
-	Talbot			\$0
42	Taliaferro	1	22,043 \$0.23	\$5,070
-	Tattnall			\$0
-	Taylor			\$0
-	Telfair			\$0
-	Terrell			\$0
19	Thomas	600	22,275 \$0.23	\$3,073,950
-	Tift			\$0
-	Toombs			\$0
-	Towns			\$0
-	Treutlen			\$0
9	Troup	3,300	18,400 \$0.20	\$12,144,000
-	Turner			\$0
-	Twiggs			\$0
-	Union			\$0
-	Upson			\$0
31	Walker	100	22,275 \$0.23	\$512,325
-	Walton			\$0
16	Ware	800	22,275 \$0.23	\$4,098,600
-	Warren			\$0
17	Washington	700	18,000 \$0.27	\$3,402,000
-	Wayne			\$0
-	Webster			\$0
-	Wheeler			\$0
-	White			\$0
35	Whitfield	40	18,000 \$0.23	\$165,600
15	Wilcox	900	21,000 \$0.23	\$4,347,000
10	Wilkes	1,500	22,275 \$0.23	\$7,684,875
-	Wilkinson			\$0
-	Worth			\$0

Totals & Avg. 84,584 \$454,789,302

Percent of Livestock/Aquaculture 23.49%

Top Ten Counties

For Dairy



Top Ten Counties by Value - Dairy

County	No. Head	Prod./Head	\$/lb	Farm gate
Macon	16,000	28,000	\$0.25	\$112,000,000
Burke	15,000	22,275	\$0.23	\$76,848,750
Brooks	11,000	22,275	\$0.23	\$56,355,750
Sumter	7,000	21,000	\$0.20	\$29,400,000
Morgan	4,280	28,000	\$0.23	\$27,563,200
Mitchell	4,250	22,275	\$0.23	\$21,773,813
Putnam	4,150	21,000	\$0.23	\$20,044,500
Lee	3,500	22,275	\$0.23	\$17,931,375
Troup	3,300	18,400	\$0.20	\$12,144,000
Wilkes	1,500	22,275	\$0.23	\$7,684,875

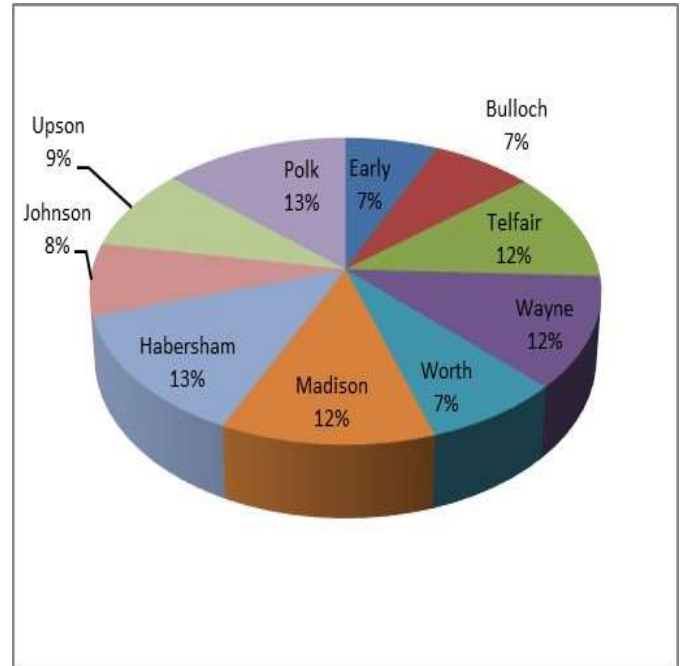
Rank	County	No. Prod./Head	\$/Hd.	Farm gate
-	Seminole			\$0
84	Spalding	150	1.25 \$161.00	\$30,188
28	Stephens	600	1.25 \$250.00	\$187,500
98	Stewart	90	1.25 \$129.23	\$14,538
104	Sumter	50	1.25 \$129.00	\$8,063
65	Talbot	350	1.25 \$129.23	\$56,538
89	Taliaferro	150	1.25 \$129.23	\$24,231
21	Tattnall	1,500	1.25 \$129.23	\$242,306
66	Taylor	150	1.25 \$300.00	\$56,250
5	Telfair	4,000	1.25 \$129.23	\$646,150
70	Terrell	175	1.25 \$225.00	\$49,219
-	Thomas			\$0
20	Tift	1,500	1.25 \$130.00	\$243,750
39	Toombs	750	1.25 \$129.00	\$120,938
87	Towns	160	1.25 \$129.23	\$25,846
77	Treutlen	220	1.25 \$129.23	\$35,538
24	Troup	850	1.25 \$200.00	\$212,500
72	Turner	290	1.25 \$127.00	\$46,038
75	Twiggs	250	1.25 \$130.00	\$40,625
50	Union	600	1.25 \$129.23	\$96,923
6	Upson	3,000	1.25 \$129.23	\$484,613
22	Walker	1,400	1.25 \$129.23	\$226,153
31	Walton	1,000	1.25 \$129.23	\$161,538
-	Ware			\$0
19	Warren	1,600	1.25 \$140.00	\$280,000
13	Washington	1,600	1.25 \$160.00	\$320,000
4	Wayne	4,000	1.25 \$130.00	\$650,000
81	Webster	200	1.25 \$129.23	\$32,308
69	Wheeler	325	1.25 \$129.23	\$52,500
101	White	60	1.25 \$129.23	\$9,692
71	Whitfield	300	1.25 \$129.23	\$48,461
31	Wilcox	1,000	1.25 \$129.23	\$161,538
56	Wilkes	500	1.25 \$129.23	\$80,769
-	Wilkinson			\$0
7	Worth	2,500	1.25 \$135.00	\$421,875

Totals & Avg. 105,517 \$18,415,386

Percent of Livestock/Aquaculture 0.95%

Top Ten Counties

For Goats



Top Ten Counties by Value - Goats

County	No.	Prod./Head	\$/Hd.	Farm gate
Polk	2,650	1.25	\$225.00	\$745,313
Habersham	4,500	1.25	\$130.00	\$731,250
Madison	3,500	1.25	\$150.00	\$656,250
Wayne	4,000	1.25	\$130.00	\$650,000
Telfair	4,000	1.25	\$129.23	\$646,150
Upson	3,000	1.25	\$129.23	\$484,613
Johnson	2,500	1.25	\$135.00	\$421,875
Worth	2,500	1.25	\$135.00	\$421,875
Bulloch	2,500	1.25	\$129.23	\$403,844
Early	2,300	1.25	\$129.23	\$371,536

Honeybees Farm Gate Value 2023

Rank	County	Farm gate Value	Rank	County	Farm gate Value
3	Appling	\$3,574,300	107	Glynn	\$22,500
26	Atkinson	\$529,754	93	Gordon	\$36,250
11	Bacon	\$1,554,000	54	Grady	\$130,500
32	Baker	\$385,500	108	Greene	\$22,150
41	Baldwin	\$272,800	129	Gwinnett	\$783
28	Banks	\$493,000	42	Habersham	\$261,050
88	Barrow	\$42,000	58	Hall	\$120,442
61	Bartow	\$109,475	36	Hancock	\$356,500
-	Ben Hill	\$0	14	Haralson	\$1,426,800
63	Berrien	\$100,320	33	Harris	\$384,000
118	Bibb	\$14,080	62	Hart	\$104,700
75	Bleckley	\$67,425	-	Heard	\$0
47	Brantley	\$187,500	86	Henry	\$43,065
43	Brooks	\$236,300	84	Houston	\$46,800
107	Bryan	\$22,500	-	Irwin	\$0
40	Bulloch	\$277,700	72	Jackson	\$71,080
55	Burke	\$125,800	128	Jasper	\$3,132
106	Butts	\$22,620	39	Jeff Davis	\$283,000
50	Calhoun	\$170,700	104	Jefferson	\$26,100
112	Camden	\$18,705	97	Jenkins	\$32,863
-	Candler	\$0	71	Johnson	\$73,125
31	Carroll	\$391,567	99	Jones	\$31,320
115	Catoosa	\$17,400	48	Lamar	\$186,454
46	Charlton	\$197,697	120	Lanier	\$11,050
22	Chatham	\$680,000	101	Laurens	\$29,000
-	Chattahoochee	\$0	94	Lee	\$36,244
54	Chattooga	\$130,500	-	Liberty	\$0
-	Cherokee	\$0	85	Lincoln	\$43,500
96	Clarke	\$33,600	66	Long	\$85,869
-	Clay	\$0	24	Lowndes	\$539,200
52	Clayton	\$162,230	92	Lumpkin	\$38,050
1	Clinch	\$10,353,065	110	Macon	\$21,533
82	Cobb	\$47,850	70	Madison	\$75,000
4	Coffee	\$3,078,669	122	Marion	\$9,396
7	Colquitt	\$2,280,000	-	McDuffie	\$0
127	Columbia	\$5,638	113	McIntosh	\$18,000
6	Cook	\$2,409,580	102	Meriwether	\$27,500
65	Coweta	\$90,000	-	Miller	\$0
-	Crawford	\$0	117	Mitchell	\$14,250
15	Crisp	\$1,298,000	68	Monroe	\$77,300
78	Dade	\$60,300	5	Montgomery	\$2,565,000
67	Dawson	\$85,430	121	Morgan	\$10,440
90	Decatur	\$40,350	18	Murray	\$939,600
124	Dekalb	\$8,700	126	Muscogee	\$6,113
-	Dodge	\$0	57	Newton	\$121,480
34	Dooley	\$369,600	109	Oconee	\$22,050
89	Dougherty	\$40,650	125	Oglethorpe	\$7,525
19	Douglas	\$849,000	105	Paulding	\$25,000
82	Early	\$47,850	-	Peach	\$0
9	Echols	\$1,900,000	80	Pickens	\$52,200
21	Effingham	\$712,500	10	Pierce	\$1,624,556
116	Elbert	\$14,600	64	Pike	\$95,800
83	Emanuel	\$47,275	79	Polk	\$58,500
12	Evans	\$1,510,000	44	Pulaski	\$233,500
100	Fannin	\$31,163	38	Putnam	\$283,460
56	Fayette	\$124,200	-	Quitman	\$0
23	Floyd	\$585,000	13	Rabun	\$1,434,000
73	Forsyth	\$69,757	-	Randolph	\$0
77	Franklin	\$61,164	93	Richmond	\$36,250
53	Fulton	\$134,063	82	Rockdale	\$47,850
74	Gilmer	\$69,600	103	Schley	\$27,188
45	Glascocok	\$221,100	119	Screven	\$12,383

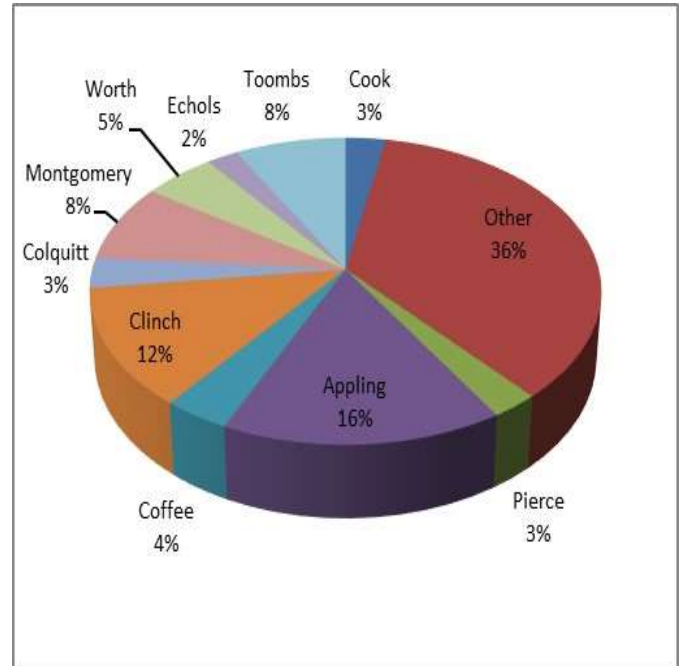
Rank	County	Farm gate Value
69	Seminole	\$77,250
87	Spalding	\$42,760
60	Stephens	\$109,550
-	Stewart	\$0
114	Sumter	\$17,875
-	Talbot	\$0
-	Taliaferro	\$0
17	Tattnall	\$997,000
123	Taylor	\$9,375
30	Telfair	\$406,656
-	Terrell	\$0
111	Thomas	\$19,575
29	Tift	\$492,400
8	Toombs	\$2,161,150
95	Towns	\$34,800
-	Treutlen	\$0
81	Troup	\$48,000
51	Turner	\$169,314
95	Twiggs	\$34,800
91	Union	\$39,150
20	Upson	\$728,000
49	Walker	\$174,000
35	Walton	\$362,500
16	Ware	\$1,094,700
70	Warren	\$75,000
76	Washington	\$62,183
27	Wayne	\$505,286
-	Webster	\$0
59	Wheeler	\$115,838
25	White	\$532,600
98	Whitfield	\$32,016
37	Wilcox	\$328,500
124	Wilkes	\$8,700
-	Wilkinson	\$0
2	Worth	\$4,315,610
Totals & Avg.		\$61,648,562

Percent of Livestock/Aquaculture 3.18%

Top Ten Counties by Value - Honeybees

County	Farm gate Value
Clinch	\$10,353,065
Worth	\$4,315,610
Appling	\$3,574,300
Coffee	\$3,078,669
Montgomery	\$2,565,000
Cook	\$2,409,580
Colquitt	\$2,280,000
Toombs	\$2,161,150
Echols	\$1,900,000
Pierce	\$1,624,556

**Top Ten Counties
For Honeybees**



Rank	County	No. Head	\$/Hd.	Farm gate
51	Seminole	125	\$4,000.00	\$500,000
64	Spalding	80	\$3,700.00	\$296,000
16	Stephens	150	\$20,000.00	\$3,000,000
71	Stewart	40	\$3,500.00	\$140,000
51	Sumter	250	\$2,000.00	\$500,000
-	Talbot			\$0
-	Taliaferro			\$0
-	Tattnall			\$0
-	Taylor			\$0
50	Telfair	150	\$3,500.00	\$525,000
37	Terrell	200	\$5,000.00	\$1,000,000
7	Thomas	2,650	\$3,000.00	\$7,950,000
50	Tift	150	\$3,500.00	\$525,000
-	Toombs			\$0
58	Towns	110	\$3,500.00	\$385,000
-	Treutlen			\$0
-	Troup			\$0
-	Turner			\$0
68	Twiggs	50	\$3,500.00	\$175,000
34	Union	300	\$3,700.00	\$1,110,000
12	Upson	1,000	\$3,500.00	\$3,500,000
25	Walker	500	\$3,500.00	\$1,750,000
32	Walton	384	\$3,500.00	\$1,344,000
77	Ware	75	\$1,500.00	\$112,500
59	Warren	120	\$3,000.00	\$360,000
80	Washington	40	\$2,500.00	\$100,000
56	Wayne	125	\$3,500.00	\$437,500
-	Webster			\$0
48	Wheeler	180	\$3,500.00	\$630,000
17	White	540	\$5,500.00	\$2,970,000
79	Whitfield	29	\$3,500.00	\$101,500
82	Wilcox	20	\$3,500.00	\$70,000
50	Wilkes	150	\$3,500.00	\$525,000
-	Wilkinson			\$0
60	Worth	100	\$3,500.00	\$350,000

Totals & Avg. 48,573 \$203,343,500

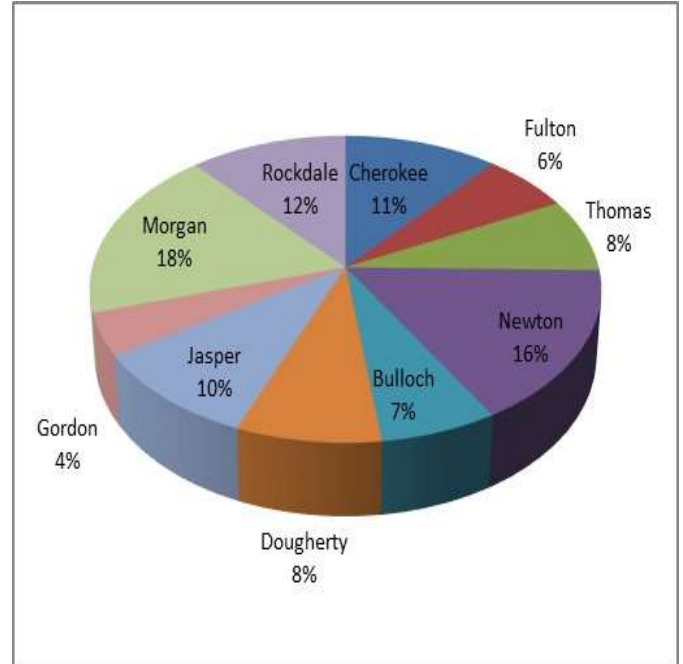
Percent of Livestock/Aquaculture 10.50%

**Top Ten Counties by Value - Horses -
Boarding, Training, Breeding**

County	No. Head	\$/Hd.	Farm gate
Morgan	3,100	\$6,000.00	\$18,600,000
Newton	2,070	\$8,000.00	\$16,560,000
Rockdale	1,950	\$6,000.00	\$11,700,000
Cherokee	1,730	\$6,600.00	\$11,418,000
Jasper	2,500	\$4,000.00	\$10,000,000
Dougherty	2,050	\$4,000.00	\$8,200,000
Thomas	2,650	\$3,000.00	\$7,950,000
Bulloch	1,900	\$3,500.00	\$6,650,000
Fulton	924	\$7,000.00	\$6,468,000
Gordon	1,300	\$3,500.00	\$4,550,000

Top Ten Counties

For Horses - Boarding, Training, Breeding



Horses - Raised Farm Gate Value 2023

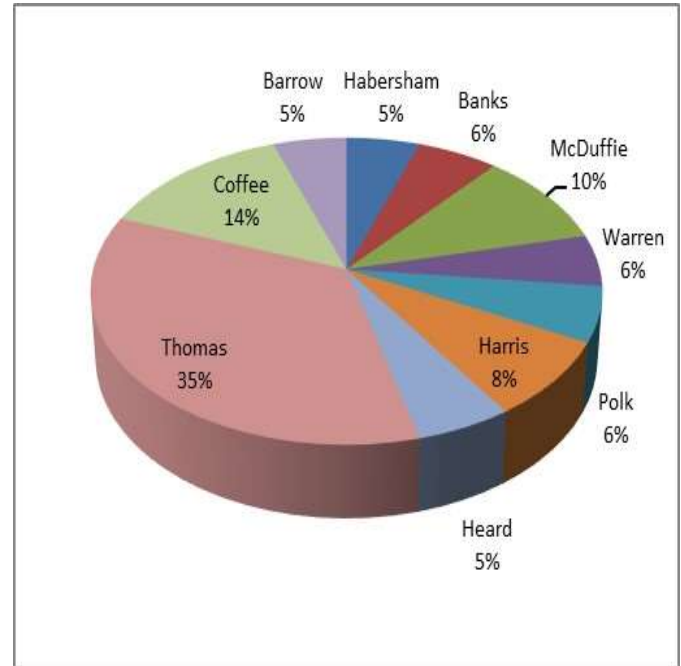
Rank	County	No. Head	\$/Hd.	Farm gate	Rank	County	No. Head	\$/Hd.	Farm gate
46	Appling	60	\$2,300.00	\$138,000	-	Glynn			\$0
10	Atkinson	450	\$2,300.00	\$1,035,000	53	Gordon	40	\$2,300.00	\$92,000
50	Bacon	70	\$1,500.00	\$105,000	28	Grady	160	\$2,300.00	\$368,000
71	Baker	6	\$2,500.00	\$15,000	35	Greene	100	\$2,300.00	\$230,000
47	Baldwin	36	\$3,500.00	\$126,000	-	Gwinnett			\$0
5	Banks	550	\$2,300.00	\$1,265,000	8	Habersham	500	\$2,300.00	\$1,150,000
8	Barrow	500	\$2,300.00	\$1,150,000	21	Hall	249	\$2,300.00	\$572,700
34	Bartow	75	\$3,250.00	\$243,750	37	Hancock	90	\$2,300.00	\$207,000
-	Ben Hill			\$0	15	Haralson	200	\$3,500.00	\$700,000
24	Berrien	225	\$2,300.00	\$517,500	4	Harris	700	\$2,500.00	\$1,750,000
35	Bibb	100	\$2,300.00	\$230,000	36	Hart	95	\$2,300.00	\$218,500
-	Bleckley			\$0	8	Heard	500	\$2,300.00	\$1,150,000
49	Brantley	50	\$2,300.00	\$115,000	-	Henry			\$0
53	Brooks	40	\$2,300.00	\$92,000	26	Houston	200	\$2,300.00	\$460,000
16	Bryan	300	\$2,300.00	\$690,000	-	Irwin			\$0
16	Bulloch	300	\$2,300.00	\$690,000	13	Jackson	425	\$2,300.00	\$977,500
9	Burke	450	\$2,500.00	\$1,125,000	35	Jasper	100	\$2,300.00	\$230,000
64	Butts	20	\$2,300.00	\$46,000	69	Jeff Davis	30	\$800.00	\$24,000
65	Calhoun	18	\$2,500.00	\$45,000	-	Jefferson			\$0
49	Camden	50	\$2,300.00	\$115,000	-	Jenkins			\$0
-	Candler			\$0	67	Johnson	20	\$1,500.00	\$30,000
15	Carrroll	350	\$2,000.00	\$700,000	58	Jones	20	\$3,500.00	\$70,000
29	Catoosa	150	\$2,300.00	\$345,000	-	Lamar			\$0
31	Charlton	120	\$2,300.00	\$276,000	66	Lanier	20	\$2,000.00	\$40,000
35	Chatham	100	\$2,300.00	\$230,000	49	Laurens	50	\$2,300.00	\$115,000
-	Chattahoochee			\$0	41	Lee	75	\$2,300.00	\$172,500
23	Chattooga	350	\$1,500.00	\$525,000	43	Liberty	70	\$2,300.00	\$161,000
-	Cherokee			\$0	57	Lincoln	40	\$2,000.00	\$80,000
-	Clarke			\$0	-	Long			\$0
-	Clay			\$0	26	Lowndes	200	\$2,300.00	\$460,000
46	Clayton	60	\$2,300.00	\$138,000	49	Lumpkin	50	\$2,300.00	\$115,000
66	Clinch	40	\$1,000.00	\$40,000	18	Macon	270	\$2,300.00	\$621,000
46	Cobb	60	\$2,300.00	\$138,000	16	Madison	300	\$2,300.00	\$690,000
2	Coffee	1,200	\$2,500.00	\$3,000,000	61	Marion	30	\$2,000.00	\$60,000
-	Colquitt			\$0	3	McDuffie	950	\$2,300.00	\$2,185,000
56	Columbia	35	\$2,300.00	\$80,500	-	McIntosh			\$0
16	Cook	300	\$2,300.00	\$690,000	12	Meriwether	400	\$2,500.00	\$1,000,000
-	Coweta			\$0	-	Miller			\$0
-	Crawford			\$0	14	Mitchell	400	\$2,300.00	\$920,000
26	Crisp	200	\$2,300.00	\$460,000	44	Monroe	50	\$3,000.00	\$150,000
33	Dade	100	\$2,500.00	\$250,000	-	Montgomery			\$0
14	Dawson	400	\$2,300.00	\$920,000	19	Morgan	200	\$3,000.00	\$600,000
-	Decatur			\$0	62	Murray	243	\$243.00	\$59,049
-	Dekalb			\$0	-	Muscogee			\$0
51	Dodge	45	\$2,300.00	\$103,500	17	Newton	254	\$2,500.00	\$635,000
59	Dooly	30	\$2,300.00	\$69,000	-	Oconee			\$0
32	Dougherty	110	\$2,500.00	\$275,000	22	Oglethorpe	175	\$3,200.00	\$560,000
53	Douglas	40	\$2,300.00	\$92,000	42	Paulding	50	\$3,250.00	\$162,500
49	Early	50	\$2,300.00	\$115,000	-	Peach			\$0
-	Echols			\$0	-	Pickens			\$0
26	Effingham	200	\$2,300.00	\$460,000	48	Pierce	80	\$1,500.00	\$120,000
30	Elbert	100	\$3,000.00	\$300,000	10	Pike	450	\$2,300.00	\$1,035,000
-	Emanuel			\$0	6	Polk	500	\$2,500.00	\$1,250,000
-	Evans			\$0	29	Pulaski	150	\$2,300.00	\$345,000
35	Fannin	100	\$2,300.00	\$230,000	68	Putnam	12	\$2,300.00	\$27,600
-	Fayette			\$0	52	Quitman	40	\$2,500.00	\$100,000
30	Floyd	100	\$3,000.00	\$300,000	-	Rabun			\$0
33	Forsyth	100	\$2,500.00	\$250,000	60	Randolph	25	\$2,500.00	\$62,500
27	Franklin	300	\$1,500.00	\$450,000	-	Richmond			\$0
-	Fulton			\$0	54	Rockdale	30	\$3,000.00	\$90,000
39	Gilmer	80	\$2,300.00	\$184,000	70	Schley	10	\$2,300.00	\$23,000
-	Glascocok			\$0	-	Screven			\$0

Rank	County	No. Head	\$/Hd.	Farm gate
25	Seminole	220	\$2,300.00	\$506,000
40	Spalding	70	\$2,500.00	\$175,000
20	Stephens	250	\$2,300.00	\$575,000
45	Stewart	60	\$2,400.00	\$144,000
-	Sumter			\$0
-	Talbot			\$0
-	Taliaferro			\$0
-	Tattnall			\$0
38	Taylor	100	\$2,000.00	\$200,000
54	Telfair	40	\$2,250.00	\$90,000
32	Terrell	100	\$2,750.00	\$275,000
1	Thomas	1,500	\$5,000.00	\$7,500,000
49	Tift	50	\$2,300.00	\$115,000
29	Toombs	150	\$2,300.00	\$345,000
63	Towns	25	\$2,300.00	\$57,500
-	Treutlen			\$0
-	Troup			\$0
-	Turner			\$0
35	Twiggs	100	\$2,300.00	\$230,000
55	Union	35	\$2,500.00	\$87,500
-	Upton			\$0
26	Walker	200	\$2,300.00	\$460,000
11	Walton	444	\$2,300.00	\$1,021,200
67	Ware	20	\$1,500.00	\$30,000
7	Warren	650	\$1,800.00	\$1,170,000
-	Washington			\$0
63	Wayne	25	\$2,300.00	\$57,500
52	Webster	40	\$2,500.00	\$100,000
54	Wheeler	40	\$2,250.00	\$90,000
33	White	100	\$2,500.00	\$250,000
-	Whitfield			\$0
35	Wilcox	100	\$2,300.00	\$230,000
35	Wilkes	100	\$2,300.00	\$230,000
-	Wilkinson			\$0
16	Worth	300	\$2,300.00	\$690,000
Totals & Avg.		21,292		\$53,061,799

Percent of Livestock/Aquaculture 2.74%

Top Ten Counties

For Horses - Raised



Top Ten Counties by Value - Horses - Raised

County	No. Head	\$/Hd.	Farm gate
Thomas	1,500	\$5,000.00	\$7,500,000
Coffee	1,200	\$2,500.00	\$3,000,000
McDuffie	950	\$2,300.00	\$2,185,000
Harris	700	\$2,500.00	\$1,750,000
Banks	550	\$2,300.00	\$1,265,000
Polk	500	\$2,500.00	\$1,250,000
Warren	650	\$1,800.00	\$1,170,000
Barrow	500	\$2,300.00	\$1,150,000
Habersham	500	\$2,300.00	\$1,150,000
Heard	500	\$2,300.00	\$1,150,000

Pork - Farrow to Finish Farm Gate Value 2023

Rank	County	No.	Prod./Head	\$/lb	Farm gate	Rank	County	No.	Prod./Head	\$/lb	Farm gate
18	Appling	100	4275.0	\$0.59	\$252,225	-	Glynn				\$0
-	Atkinson				\$0	10	Gordon	160	4275.0	\$0.59	\$403,560
-	Bacon				\$0	42	Grady	25	4275.0	\$0.59	\$63,056
18	Baker	100	4275.0	\$0.59	\$252,225	-	Greene				\$0
8	Baldwin	200	4275.0	\$0.59	\$504,450	-	Gwinnett				\$0
15	Banks	85	4500.0	\$0.70	\$267,750	1	Habersham	150	2250.0	\$6.00	\$2,025,000
-	Barrow				\$0	6	Hall	247	4275.0	\$0.59	\$622,996
-	Bartow				\$0	-	Hancock				\$0
-	Ben Hill				\$0	-	Haralson				\$0
8	Berrien	200	4275.0	\$0.59	\$504,450	-	Harris				\$0
-	Bibb				\$0	-	Hart				\$0
-	Bleckley				\$0	-	Heard				\$0
-	Brantley				\$0	-	Henry				\$0
2	Brooks	500	4275.0	\$0.59	\$1,261,125	-	Houston				\$0
-	Bryan				\$0	-	Irwin				\$0
31	Bulloch	50	4275.0	\$0.59	\$126,113	21	Jackson	80	3675.0	\$0.71	\$208,740
-	Burke				\$0	24	Jasper	75	4275.0	\$0.59	\$189,169
-	Butts				\$0	-	Jeff Davis				\$0
-	Calhoun				\$0	34	Jefferson	45	4275.0	\$0.59	\$113,501
-	Camden				\$0	5	Jenkins	250	4275.0	\$0.59	\$630,563
3	Candler	300	4275.0	\$0.59	\$756,675	11	Johnson	150	4275.0	\$0.59	\$378,338
16	Carroll	102	4275.0	\$0.59	\$257,270	31	Jones	50	4275.0	\$0.59	\$126,113
-	Catoosa				\$0	-	Lamar				\$0
31	Charlton	50	4275.0	\$0.59	\$126,113	-	Lanier				\$0
-	Chatham				\$0	18	Laurens	100	4275.0	\$0.59	\$252,225
-	Chattahoochee				\$0	20	Lee	95	4275.0	\$0.59	\$239,614
-	Chattooga				\$0	-	Liberty				\$0
-	Cherokee				\$0	33	Lincoln	50	3900.0	\$0.59	\$115,050
-	Clarke				\$0	-	Long				\$0
-	Clay				\$0	30	Lowndes	50	4275.0	\$0.61	\$130,388
-	Clayton				\$0	43	Lumpkin	20	4125.0	\$0.71	\$58,575
-	Clinch				\$0	31	Macon	50	4275.0	\$0.59	\$126,113
-	Cobb				\$0	17	Madison	100	4275.0	\$0.60	\$256,500
26	Coffee	65	4275.0	\$0.59	\$163,946	-	Marion				\$0
-	Colquitt				\$0	-	McDuffie				\$0
-	Columbia				\$0	-	McIntosh				\$0
-	Cook				\$0	-	Meriwether				\$0
36	Coweta	43	4275.0	\$0.59	\$108,457	-	Miller				\$0
-	Crawford				\$0	-	Mitchell				\$0
-	Crisp				\$0	-	Monroe				\$0
32	Dade	50	3675.0	\$0.65	\$119,438	-	Montgomery				\$0
19	Dawson	80	4275.0	\$0.71	\$242,820	3	Morgan	300	4275.0	\$0.59	\$756,675
-	Decatur				\$0	-	Murray				\$0
-	Dekalb				\$0	-	Muscogee				\$0
24	Dodge	75	4275.0	\$0.59	\$189,169	38	Newton	50	3300.0	\$0.59	\$97,350
-	Dooley				\$0	-	Oconee				\$0
-	Dougherty				\$0	-	Oglethorpe				\$0
47	Douglas	35	42.8	\$0.59	\$883	35	Paulding	85	2175.0	\$0.59	\$109,076
-	Early				\$0	-	Peach				\$0
-	Echols				\$0	23	Pickens	80	4275.0	\$0.59	\$201,780
27	Effingham	60	4275.0	\$0.59	\$151,335	-	Pierce				\$0
12	Elbert	150	3750.0	\$0.55	\$309,375	45	Pike	10	4275.0	\$0.59	\$25,223
-	Emanuel				\$0	9	Polk	150	3975.0	\$0.75	\$447,188
-	Evans				\$0	-	Pulaski				\$0
40	Fannin	30	4275.0	\$0.59	\$75,668	22	Putnam	100	3750.0	\$0.55	\$206,250
18	Fayette	100	4275.0	\$0.59	\$252,225	-	Quitman				\$0
-	Floyd				\$0	-	Rabun				\$0
39	Forsyth	36	4275.0	\$0.59	\$90,801	14	Randolph	100	3900.0	\$0.69	\$269,100
42	Franklin	25	4275.0	\$0.59	\$63,056	-	Richmond				\$0
48	Fulton	1	15.0	\$0.00	\$0	-	Rockdale				\$0
44	Gilmer	20	4275.0	\$0.59	\$50,445	-	Schley				\$0
13	Glascok	120	4125.0	\$0.60	\$297,000	-	Screven				\$0

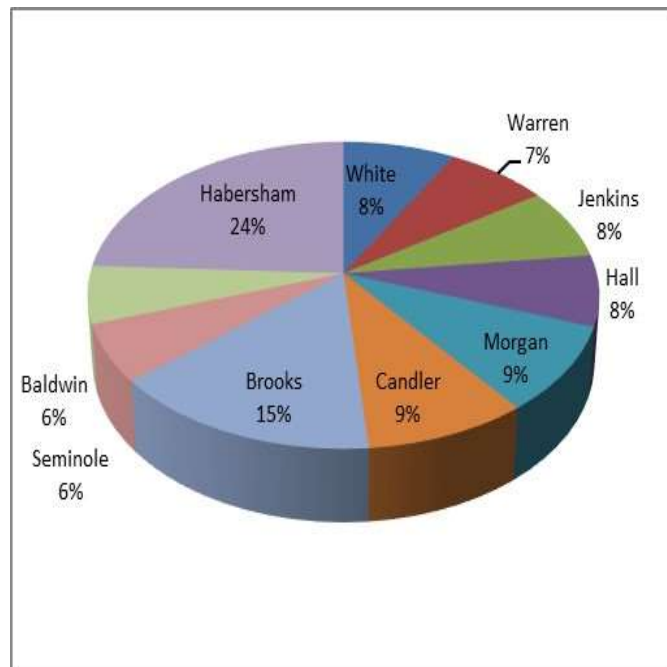
Rank	County	No.	Prod./Head	\$/lb	Farm gate
8	Seminole	200	4275.0	\$0.59	\$504,450
-	Spalding				\$0
25	Stephens	70	4275.0	\$0.59	\$176,558
37	Stewart	50	3675.0	\$0.55	\$101,063
-	Sumter				\$0
-	Talbot				\$0
-	Taliaferro				\$0
-	Tattall				\$0
41	Taylor	25	3375.0	\$0.85	\$71,719
-	Telfair				\$0
-	Terrell				\$0
-	Thomas				\$0
24	Tift	75	4275.0	\$0.59	\$189,169
11	Toombs	150	4275.0	\$0.59	\$378,338
28	Towns	55	4275.0	\$0.59	\$138,724
-	Treutlen				\$0
46	Troup	50	45.0	\$0.70	\$1,575
-	Turner				\$0
-	Twiggs				\$0
40	Union	30	4275.0	\$0.59	\$75,668
-	Upson				\$0
-	Walker				\$0
18	Walton	100	4275.0	\$0.59	\$252,225
-	Ware				\$0
7	Warren	250	4125.0	\$0.60	\$618,750
29	Washington	50	3900.0	\$0.70	\$136,500
-	Wayne				\$0
-	Webster				\$0
42	Wheeler	25	4275.0	\$0.59	\$63,056
4	White	60	4275.0	\$2.65	\$679,725
-	Whitfield				\$0
-	Wilcox				\$0
-	Wilkes				\$0
-	Wilkinson				\$0
42	Worth	25	4275.0	\$0.59	\$63,056
Totals & Avg.		6,364			\$17,925,725

Percent of Livestock/Aquaculture 0.93%

Top Ten Counties by Value - Pork - Farrow to Finish

County	No.	Prod./Head	\$/lb	Farm gate
Habersham	150	2250.0	\$6.00	\$2,025,000
Brooks	500	4275.0	\$0.59	\$1,261,125
Candler	300	4275.0	\$0.59	\$756,675
Morgan	300	4275.0	\$0.59	\$756,675
White	60	4275.0	\$2.65	\$679,725
Jenkins	250	4275.0	\$0.59	\$630,563
Hall	247	4275.0	\$0.59	\$622,996
Warren	250	4125.0	\$0.60	\$618,750
Baldwin	200	4275.0	\$0.59	\$504,450
Berrien	200	4275.0	\$0.59	\$504,450

Top Ten Counties
For Pork - Farrow to Finish



Pork - Feeder Farm Gate Value 2023

Rank	County	No. Head	Prod./Head	\$/lb	Farm gate	Rank	County	No. Head	Prod./Head	\$/lb	Farm gate
12	Appling	150	45.0	\$1.03	\$104,288	-	Glynn				\$0
-	Atkinson				\$0	-	Gordon				\$0
-	Bacon				\$0	12	Grady	150	45.0	\$1.03	\$104,288
11	Baker	200	45.0	\$1.03	\$139,050	15	Greene	100	45.0	\$1.03	\$69,525
15	Baldwin	100	45.0	\$1.03	\$69,525	-	Gwinnett				\$0
-	Banks				\$0	3	Habersham	1,833	50.0	\$1.31	\$1,800,923
-	Barrow				\$0	-	Hall				\$0
19	Bartow	78	45.0	\$1.03	\$54,230	-	Hancock				\$0
-	Ben Hill				\$0	-	Haralson				\$0
4	Berrien	2,500	45.0	\$1.03	\$1,738,125	-	Harris				\$0
-	Bibb				\$0	-	Hart				\$0
-	Bleckley				\$0	-	Heard				\$0
25	Brantley	25	45.0	\$1.03	\$17,381	-	Henry				\$0
-	Brooks				\$0	-	Houston				\$0
-	Bryan				\$0	-	Irwin				\$0
14	Bulloch	125	45.0	\$1.03	\$86,906	-	Jackson				\$0
22	Burke	50	45.0	\$1.03	\$34,763	22	Jasper	50	45.0	\$1.03	\$34,763
-	Butts				\$0	-	Jeff Davis				\$0
-	Calhoun				\$0	-	Jefferson				\$0
-	Camden				\$0	-	Jenkins				\$0
5	Candler	2,200	45.0	\$1.03	\$1,529,550	8	Johnson	200	55.0	\$1.10	\$181,500
-	Carroll				\$0	-	Jones				\$0
-	Catoosa				\$0	-	Lamar				\$0
-	Charlton				\$0	22	Lanier	50	45.0	\$1.03	\$34,763
-	Chatham				\$0	15	Laurens	100	45.0	\$1.03	\$69,525
-	Chattahoochee				\$0	-	Lee				\$0
-	Chattooga				\$0	-	Liberty				\$0
-	Cherokee				\$0	-	Lincoln				\$0
-	Clarke				\$0	-	Long				\$0
-	Clay				\$0	10	Lowndes	200	45.0	\$1.04	\$140,400
-	Clayton				\$0	-	Lumpkin				\$0
-	Clinch				\$0	-	Macon				\$0
-	Cobb				\$0	15	Madison	100	45.0	\$1.03	\$69,525
6	Coffee	1,400	45.0	\$1.03	\$973,350	-	Marion				\$0
-	Colquitt				\$0	-	McDuffie				\$0
-	Columbia				\$0	-	McIntosh				\$0
-	Cook				\$0	16	Meriwether	100	40.0	\$1.15	\$69,000
-	Coweta				\$0	-	Miller				\$0
-	Crawford				\$0	-	Mitchell				\$0
-	Crisp				\$0	-	Monroe				\$0
-	Dade				\$0	-	Montgomery				\$0
-	Dawson				\$0	23	Morgan	30	45.0	\$1.03	\$20,858
22	Decatur	50	45.0	\$1.03	\$34,763	-	Murray				\$0
-	Dekalb				\$0	17	Muscogee	90	45.0	\$1.03	\$62,573
12	Dodge	150	45.0	\$1.03	\$104,288	-	Newton				\$0
-	Dooley				\$0	22	Oconee	50	45.0	\$1.03	\$34,763
-	Dougherty				\$0	1	Oglethorpe	140,000	13.0	\$2.00	\$54,600,000
-	Douglas				\$0	18	Paulding	85	45.0	\$1.03	\$59,096
-	Early				\$0	-	Peach				\$0
-	Echols				\$0	-	Pickens				\$0
-	Effingham				\$0	25	Pierce	25	45.0	\$1.03	\$17,381
21	Elbert	50	50.0	\$1.00	\$37,500	23	Pike	30	45.0	\$1.03	\$20,858
15	Emanuel	100	45.0	\$1.03	\$69,525	7	Polk	150	75.0	\$1.30	\$219,375
-	Evans				\$0	-	Pulaski				\$0
14	Fannin	125	45.0	\$1.03	\$86,906	13	Putnam	150	45.0	\$0.95	\$96,188
-	Fayette				\$0	-	Quitman				\$0
2	Floyd	4,000	45.0	\$1.03	\$2,781,000	-	Rabun				\$0
23	Forsyth	30	45.0	\$1.03	\$20,858	-	Randolph				\$0
15	Franklin	100	45.0	\$1.03	\$69,525	-	Richmond				\$0
-	Fulton				\$0	-	Rockdale				\$0
20	Gilmer	75	45.0	\$1.03	\$52,144	-	Schley				\$0
-	Glascock				\$0	-	Screven				\$0

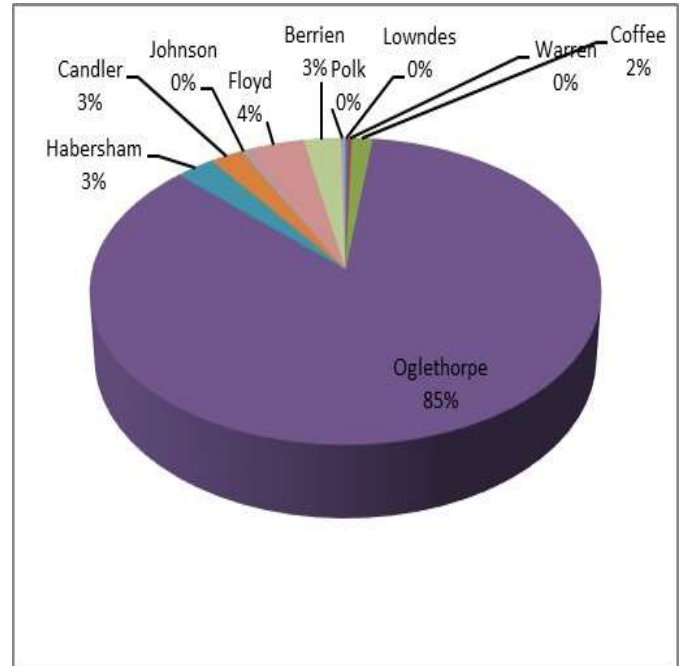
Rank	County	No. Head	Prod./Head	\$/lb	Farm gate
11	Seminole	200	45.0	\$1.03	\$139,050
-	Spalding				\$0
22	Stephens	50	45.0	\$1.03	\$34,763
-	Stewart				\$0
-	Sumter				\$0
22	Talbot	50	45.0	\$1.03	\$34,763
-	Taliaferro				\$0
-	Tattnall				\$0
-	Taylor				\$0
-	Telfair				\$0
-	Terrell				\$0
-	Thomas				\$0
24	Tift	25	50.0	\$1.03	\$19,313
-	Toombs				\$0
-	Towns				\$0
-	Treutlen				\$0
-	Troup				\$0
-	Turner				\$0
-	Twiggs				\$0
-	Union				\$0
-	Upson				\$0
-	Walker				\$0
-	Walton				\$0
-	Ware				\$0
9	Warren	200	50.0	\$1.00	\$150,000
-	Washington				\$0
-	Wayne				\$0
-	Webster				\$0
-	Wheeler				\$0
-	White				\$0
-	Whitfield				\$0
-	Wilcox				\$0
15	Wilkes	100	45.0	\$1.03	\$69,525
-	Wilkinson				\$0
-	Worth				\$0

Totals & Avg. 155,626 \$66,156,387

Percent of Livestock/Aquaculture 3.42%

Top Ten Counties

For Pork - Feeder



Top Ten Counties by Value - Pork - Feeder

County	No. Head	Prod./Head	\$/lb	Farm gate
Oglethorpe	140,000	13.0	\$2.00	\$54,600,000
Floyd	4,000	45.0	\$1.03	\$2,781,000
Habersham	1,833	50.0	\$1.31	\$1,800,923
Berrien	2,500	45.0	\$1.03	\$1,738,125
Candler	2,200	45.0	\$1.03	\$1,529,550
Coffee	1,400	45.0	\$1.03	\$973,350
Polk	150	75.0	\$1.30	\$219,375
Johnson	200	55.0	\$1.10	\$181,500
Warren	200	50.0	\$1.00	\$150,000
Lowndes	200	45.0	\$1.04	\$140,400

Pork - Finishing Only Farm Gate Value 2023

Rank	County	No. Prod./Head	\$/lb	Farm gate	Rank	County	No. Prod./Head	\$/lb	Farm gate
-	Appling			\$0	-	Glynn			\$0
-	Atkinson			\$0	4	Gordon	100	769.5 \$0.58	\$44,631
-	Bacon			\$0	-	Grady			\$0
-	Baker			\$0	-	Greene			\$0
-	Baldwin			\$0	-	Gwinnett			\$0
-	Banks			\$0	2	Habersham	1,833	769.5 \$0.58	\$818,086
-	Barrow			\$0	-	Hall			\$0
-	Bartow			\$0	-	Hancock			\$0
-	Ben Hill			\$0	-	Haralson			\$0
1	Berrien	2,886	769.5 \$0.58	\$1,288,051	-	Harris			\$0
-	Bibb			\$0	-	Hart			\$0
-	Bleckley			\$0	-	Heard			\$0
-	Brantley			\$0	-	Henry			\$0
-	Brooks			\$0	-	Houston			\$0
-	Bryan			\$0	-	Irwin			\$0
-	Bulloch			\$0	-	Jackson			\$0
-	Burke			\$0	-	Jasper			\$0
-	Butts			\$0	-	Jeff Davis			\$0
-	Calhoun			\$0	-	Jefferson			\$0
-	Camden			\$0	-	Jenkins			\$0
-	Candler			\$0	-	Johnson			\$0
5	Carroll	20	769.5 \$0.58	\$8,926	-	Jones			\$0
-	Catoosa			\$0	-	Lamar			\$0
-	Charlton			\$0	-	Lanier			\$0
-	Chatham			\$0	-	Laurens			\$0
-	Chattahoochee			\$0	-	Lee			\$0
-	Chattooga			\$0	-	Liberty			\$0
-	Cherokee			\$0	-	Lincoln			\$0
-	Clarke			\$0	-	Long			\$0
-	Clay			\$0	-	Lowndes			\$0
-	Clayton			\$0	-	Lumpkin			\$0
-	Clinch			\$0	-	Macon			\$0
-	Cobb			\$0	-	Madison			\$0
3	Coffee	1,100	769.5 \$0.85	\$719,483	-	Marion			\$0
-	Colquitt			\$0	-	McDuffie			\$0
-	Columbia			\$0	-	McIntosh			\$0
-	Cook			\$0	-	Meriwether			\$0
-	Coweta			\$0	-	Miller			\$0
-	Crawford			\$0	-	Mitchell			\$0
-	Crisp			\$0	-	Monroe			\$0
-	Dade			\$0	-	Montgomery			\$0
-	Dawson			\$0	-	Morgan			\$0
-	Decatur			\$0	-	Murray			\$0
-	Dekalb			\$0	-	Muscogee			\$0
-	Dodge			\$0	-	Newton			\$0
-	Dooly			\$0	-	Oconee			\$0
-	Dougherty			\$0	-	Oglethorpe			\$0
-	Douglas			\$0	-	Paulding			\$0
-	Early			\$0	-	Peach			\$0
-	Echols			\$0	-	Pickens			\$0
-	Effingham			\$0	-	Pierce			\$0
-	Elbert			\$0	-	Pike			\$0
-	Emanuel			\$0	-	Polk			\$0
-	Evans			\$0	-	Pulaski			\$0
-	Fannin			\$0	-	Putnam			\$0
-	Fayette			\$0	-	Quitman			\$0
-	Floyd			\$0	-	Rabun			\$0
-	Forsyth			\$0	-	Randolph			\$0
-	Franklin			\$0	-	Richmond			\$0
-	Fulton			\$0	-	Rockdale			\$0
-	Gilmer			\$0	-	Schley			\$0
-	Glascock			\$0	-	Screven			\$0

Rank	County	No. Prod./Head	\$/lb	Farm gate
-	Seminole			\$0
-	Spalding			\$0
-	Stephens			\$0
-	Stewart			\$0
-	Sumter			\$0
-	Talbot			\$0
-	Taliaferro			\$0
-	Tattnall			\$0
-	Taylor			\$0
-	Telfair			\$0
-	Terrell			\$0
-	Thomas			\$0
-	Tift			\$0
-	Toombs			\$0
-	Towns			\$0
-	Treutlen			\$0
-	Troup			\$0
-	Turner			\$0
-	Twiggs			\$0
-	Union			\$0
-	Upton			\$0
-	Walker			\$0
-	Walton			\$0
-	Ware			\$0
-	Warren			\$0
-	Washington			\$0
-	Wayne			\$0
-	Webster			\$0
-	Wheeler			\$0
-	White			\$0
-	Whitfield			\$0
-	Wilcox			\$0
-	Wilkes			\$0
-	Wilkinson			\$0
-	Worth			\$0

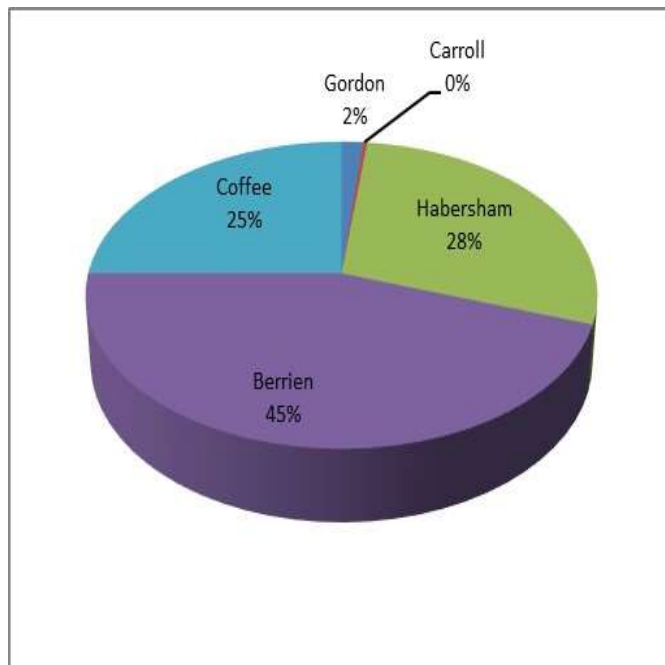
Totals & Avg. 5,939 \$2,879,177

Percent of Livestock/Aquaculture 0.15%

Top Ten Counties by Value - Pork - Finishing Only

County	No.	Prod./Head	\$/lb	Farm gate
Berrien	2,886	769.5	\$0.58	\$1,288,051
Habersham	1,833	769.5	\$0.58	\$818,086
Coffee	1,100	769.5	\$0.85	\$719,483
Gordon	100	769.5	\$0.58	\$44,631
Carroll	20	769.5	\$0.58	\$8,926
Appling				\$0
Atkinson				\$0
Bacon				\$0
Baker				\$0
Baldwin				\$0

Top Ten Counties For Pork - Finishing Only



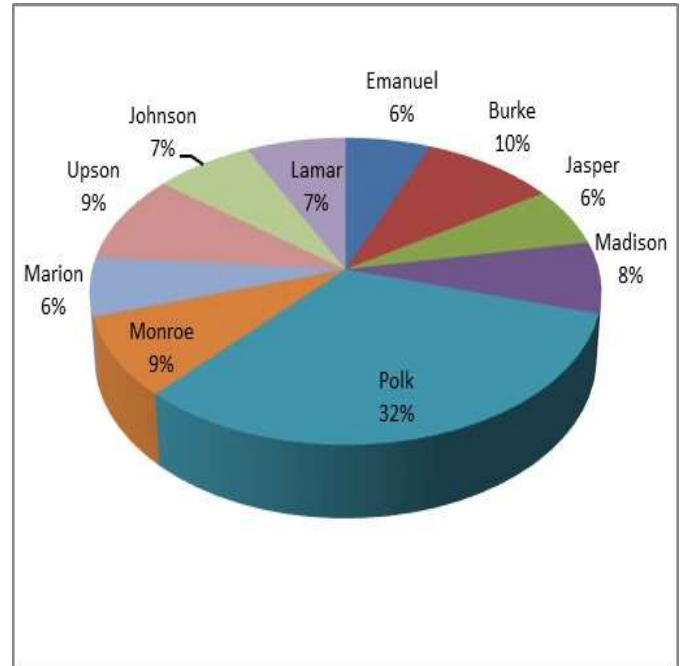
Rank	County	No. Prod./Head	\$/Hd.	Farm gate
-	Seminole			\$0
52	Spalding	90	1.25	\$225.00
41	Stephens	175	1.25	\$182.00
-	Stewart			\$0
84	Sumter	25	1.25	\$181.00
39	Talbot	200	1.25	\$181.49
34	Taliaferro	250	1.25	\$181.49
69	Tattnall	60	1.25	\$181.49
63	Taylor	50	1.25	\$300.00
65	Telfair	80	1.25	\$181.49
67	Terrell	50	1.25	\$250.00
-	Thomas			\$0
75	Tift	40	1.25	\$210.00
84	Toombs	25	1.25	\$181.00
72	Towns	50	1.25	\$181.49
-	Treutlen			\$0
13	Troup	550	1.25	\$250.00
51	Turner	115	1.25	\$178.00
-	Twiggs			\$0
42	Union	170	1.25	\$181.49
3	Upson	1,500	1.25	\$181.49
17	Walker	500	1.25	\$181.49
17	Walton	500	1.25	\$181.49
-	Ware			\$0
32	Warren	250	1.25	\$200.00
10	Washington	750	1.25	\$220.00
38	Wayne	200	1.25	\$182.00
83	Webster	25	1.25	\$181.49
85	Wheeler	20	1.25	\$181.49
16	White	500	1.25	\$210.00
77	Whitfield	45	1.25	\$181.49
54	Wilcox	100	1.25	\$181.49
72	Wilkes	50	1.25	\$181.49
-	Wilkinson			\$0
64	Worth	80	1.25	\$185.00

Totals & Avg. 34,409 \$8,489,544

Percent of Livestock/Aquaculture 0.44%

Top Ten Counties

For Sheep



Top Ten Counties by Value - Sheep

County	No.	Prod./Head	\$/Hd.	Farm gate
Polk	3,750	1.25	\$250.00	\$1,171,875
Burke	1,550	1.25	\$181.49	\$351,637
Upson	1,500	1.25	\$181.49	\$340,294
Monroe	1,350	1.25	\$181.49	\$306,264
Madison	1,100	1.25	\$200.00	\$275,000
Lamar	1,000	1.25	\$210.80	\$263,500
Johnson	1,100	1.25	\$190.00	\$261,250
Emanuel	1,000	1.25	\$181.49	\$226,863
Jasper	1,000	1.25	\$181.49	\$226,863
Marion	1,000	1.25	\$181.49	\$226,863

Miscellaneous Livestock & Aquaculture Farm Gate Value 2023

Rank	County	Farm gate	Rank	County	Farm gate	Rank	County	Farm gate
-	Appling	\$0	12	Fayette	\$40,000	-	Peach	\$0
-	Atkinson	\$0	7	Floyd	\$113,500	15	Pickens	\$20,000
-	Bacon	\$0	20	Forsyth	\$7,500	-	Pierce	\$0
-	Baker	\$0	-	Franklin	\$0	-	Pike	\$0
-	Baldwin	\$0	21	Fulton	\$0	9	Polk	\$80,000
-	Banks	\$0	15	Gilmer	\$20,000	-	Pulaski	\$0
-	Barrow	\$0	-	Glascocok	\$0	3	Putnam	\$1,750,000
6	Bartow	\$200,000	-	Glynn	\$0	-	Quitman	\$0
-	Ben Hill	\$0	-	Gordon	\$0	-	Rabun	\$0
-	Berrien	\$0	-	Grady	\$0	-	Randolph	\$0
-	Bibb	\$0	-	Greene	\$0	-	Richmond	\$0
-	Bleckley	\$0	-	Gwinnett	\$0	-	Rockdale	\$0
-	Brantley	\$0	19	Habersham	\$8,000	-	Schley	\$0
-	Brooks	\$0	-	Hall	\$0	-	Screven	\$0
-	Bryan	\$0	-	Hancock	\$0	-	Seminole	\$0
-	Bulloch	\$0	-	Haralson	\$0	-	Spalding	\$0
-	Burke	\$0	-	Harris	\$0	5	Stephens	\$270,000
-	Butts	\$0	-	Hart	\$0	-	Stewart	\$0
-	Calhoun	\$0	-	Heard	\$0	-	Sumter	\$0
-	Camden	\$0	-	Henry	\$0	-	Talbot	\$0
-	Candler	\$0	-	Houston	\$0	-	Taliaferro	\$0
-	Carroll	\$0	-	Irwin	\$0	-	Tattnall	\$0
17	Catoosa	\$14,000	-	Jackson	\$0	-	Taylor	\$0
-	Charlton	\$0	-	Jasper	\$0	10	Telfair	\$75,000
-	Chatham	\$0	-	Jeff Davis	\$0	-	Terrell	\$0
-	Chattahoochee	\$0	-	Jefferson	\$0	-	Thomas	\$0
-	Chattooga	\$0	-	Jenkins	\$0	-	Tift	\$0
-	Cherokee	\$0	15	Johnson	\$20,000	-	Toombs	\$0
-	Clarke	\$0	-	Jones	\$0	-	Towns	\$0
-	Clay	\$0	-	Lamar	\$0	-	Treutlen	\$0
-	Clayton	\$0	-	Lanier	\$0	-	Troup	\$0
-	Clinch	\$0	-	Laurens	\$0	-	Turner	\$0
-	Cobb	\$0	2	Lee	\$2,000,000	16	Twiggs	\$15,000
-	Coffee	\$0	-	Liberty	\$0	-	Union	\$0
-	Colquitt	\$0	-	Lincoln	\$0	-	Upson	\$0
4	Columbia	\$475,000	-	Long	\$0	11	Walker	\$50,000
-	Cook	\$0	18	Lowndes	\$10,000	-	Walton	\$0
-	Coweta	\$0	-	Lumpkin	\$0	-	Ware	\$0
-	Crawford	\$0	-	Macon	\$0	-	Warren	\$0
-	Crisp	\$0	-	Madison	\$0	13	Washington	\$35,000
-	Dade	\$0	-	Marion	\$0	-	Wayne	\$0
-	Dawson	\$0	-	McDuffie	\$0	-	Webster	\$0
-	Decatur	\$0	-	McIntosh	\$0	14	Wheeler	\$22,000
-	Dekalb	\$0	-	Meriwether	\$0	3	White	\$1,750,000
-	Dodge	\$0	-	Miller	\$0	-	Whitfield	\$0
-	Dooly	\$0	1	Mitchell	\$12,000,000	-	Wilcox	\$0
-	Dougherty	\$0	-	Monroe	\$0	-	Wilkes	\$0
-	Douglas	\$0	-	Montgomery	\$0	-	Wilkinson	\$0
-	Early	\$0	8	Morgan	\$101,500	-	Worth	\$0
-	Echols	\$0	-	Murray	\$0	Totals & Avg. \$21,096,500		
-	Effingham	\$0	-	Muscogee	\$0	Percent of		
-	Elbert	\$0	-	Newton	\$0	Livestock/Aquaculture		
-	Emanuel	\$0	2	Oconee	\$2,000,000	1.09%		
-	Evans	\$0	-	Oglethorpe	\$0			
15	Fannin	\$20,000	-	Paulding	\$0			

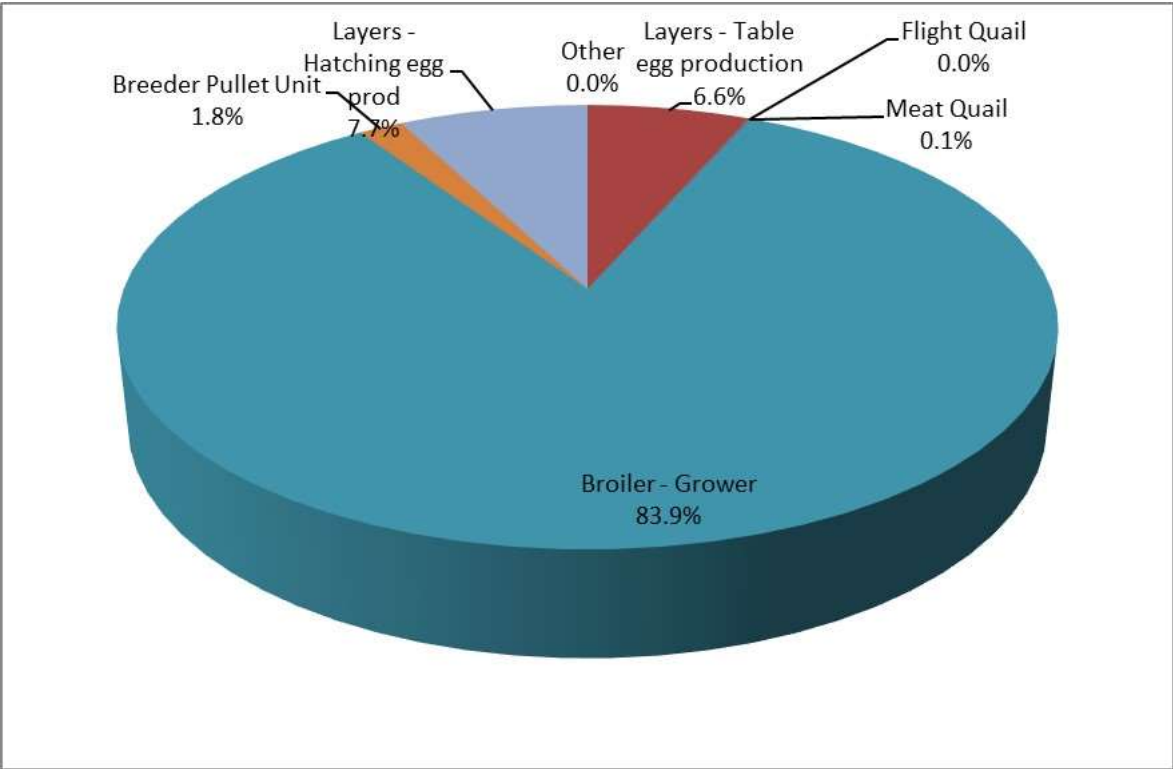
Total Livestock & Aquaculture Value 2023

Rank	County	Farm gate Value	Rank	County	Farm gate Value	Rank	County	Farm gate Value
22	Appling	\$20,253,186	102	Fannin	\$5,091,559	3	Oglethorpe	\$78,704,130
55	Atkinson	\$11,263,794	136	Fayette	\$1,840,190	98	Paulding	\$5,410,190
116	Bacon	\$4,031,613	39	Floyd	\$13,958,358	-	Peach	\$0
27	Baker	\$18,182,393	111	Forsyth	\$4,519,233	109	Pickens	\$4,589,935
83	Baldwin	\$7,295,554	18	Franklin	\$23,950,113	113	Pierce	\$4,260,926
34	Banks	\$15,280,251	78	Fulton	\$7,569,670	96	Pike	\$5,690,800
74	Barrow	\$8,331,729	77	Gilmer	\$8,099,192	21	Polk	\$21,506,870
28	Bartow	\$18,148,905	87	Glascock	\$6,905,130	129	Pulaski	\$2,680,293
130	Ben Hill	\$2,676,350	155	Glynn	\$182,500	13	Putnam	\$28,049,816
80	Berrien	\$7,449,830	42	Gordon	\$13,694,392	140	Quitman	\$1,550,200
143	Bibb	\$1,460,428	14	Grady	\$26,003,341	114	Rabun	\$4,187,799
131	Bleckley	\$2,498,975	69	Greene	\$8,986,252	86	Randolph	\$6,988,675
145	Brantley	\$1,359,172	150	Gwinnett	\$889,660	139	Richmond	\$1,771,021
4	Brooks	\$75,622,662	23	Habersham	\$19,657,496	50	Rockdale	\$12,178,204
123	Bryan	\$3,094,230	26	Hall	\$18,878,993	141	Schley	\$1,534,139
24	Bulloch	\$19,544,448	117	Hancock	\$3,717,175	67	Screven	\$9,404,367
2	Burke	\$88,902,024	82	Haralson	\$7,306,290	75	Seminole	\$8,319,883
99	Butts	\$5,378,415	40	Harris	\$13,858,300	120	Spalding	\$3,505,194
89	Calhoun	\$6,569,500	30	Hart	\$17,509,954	37	Stephens	\$14,164,353
149	Camden	\$943,735	100	Heard	\$5,366,969	152	Stewart	\$675,151
103	Candler	\$4,983,019	115	Henry	\$4,184,531	9	Sumter	\$33,034,051
10	Carroll	\$31,943,255	72	Houston	\$8,539,488	108	Talbot	\$4,611,411
93	Catoosa	\$6,201,908	91	Irwin	\$6,506,963	134	Taliaferro	\$2,205,629
144	Charlton	\$1,420,788	25	Jackson	\$19,390,169	62	Tattnall	\$10,502,618
135	Chatham	\$1,995,094	12	Jasper	\$30,653,646	146	Taylor	\$1,195,479
-	Chattahoochee	\$0	112	Jeff Davis	\$4,519,178	88	Telfair	\$6,689,520
35	Chattooga	\$15,248,690	32	Jefferson	\$16,666,161	97	Terrell	\$5,689,484
41	Cherokee	\$13,834,966	104	Jenkins	\$4,960,178	7	Thomas	\$51,342,234
147	Clarke	\$1,122,873	46	Johnson	\$12,730,618	71	Tift	\$8,647,891
126	Clay	\$2,932,438	64	Jones	\$10,417,809	43	Toombs	\$13,090,970
138	Clayton	\$1,809,938	51	Lamar	\$12,164,290	92	Towns	\$6,281,670
60	Clinch	\$10,701,997	148	Lanier	\$994,386	122	Treutlen	\$3,209,778
133	Cobb	\$2,235,544	58	Laurens	\$11,082,513	47	Troup	\$12,599,790
16	Coffee	\$24,694,430	17	Lee	\$24,324,481	85	Turner	\$7,283,677
49	Colquitt	\$12,437,955	151	Liberty	\$709,240	124	Twiggs	\$3,038,960
125	Columbia	\$2,966,759	101	Lincoln	\$5,354,884	61	Union	\$10,674,877
94	Cook	\$6,168,893	132	Long	\$2,346,357	53	Upson	\$11,681,744
66	Coweta	\$9,429,824	54	Lowndes	\$11,628,267	56	Walker	\$11,143,229
-	Crawford	\$0	118	Lumpkin	\$3,703,237	44	Walton	\$13,007,911
79	Crisp	\$7,540,445	1	Macon	\$115,980,938	76	Ware	\$8,254,104
110	Dade	\$4,548,444	8	Madison	\$35,171,470	70	Warren	\$8,921,600
107	Dawson	\$4,710,038	119	Marion	\$3,549,269	38	Washington	\$14,114,833
20	Decatur	\$21,522,292	57	McDuffie	\$11,100,087	90	Wayne	\$6,553,934
154	Dekalb	\$504,700	156	McIntosh	\$37,892	128	Webster	\$2,681,514
59	Dodge	\$11,007,611	45	Meriwether	\$12,754,060	95	Wheeler	\$6,085,136
121	Dooly	\$3,377,881	81	Miller	\$7,349,650	29	White	\$18,097,267
63	Dougherty	\$10,480,263	6	Mitchell	\$57,162,357	105	Whitfield	\$4,851,365
137	Douglas	\$1,835,872	68	Monroe	\$9,086,274	65	Wilcox	\$10,135,871
31	Early	\$17,392,268	73	Montgomery	\$8,484,188	15	Wilkes	\$25,800,267
127	Echols	\$2,917,414	5	Morgan	\$62,552,090	142	Wilkinson	\$1,480,199
84	Effingham	\$7,291,848	36	Murray	\$14,312,898	19	Worth	\$22,885,906
33	Elbert	\$16,172,163	153	Muscogee	\$557,293		Totals & Avg.	\$1,935,967,043
48	Emanuel	\$12,518,729	11	Newton	\$31,017,315			
106	Evans	\$4,763,104	52	Oconee	\$12,026,611			

2023 Georgia Poultry and Eggs Farm Gate Value

\$6,931,966,640

**Poultry and Eggs
2023 Farm Gate Value**



Broiler - Total (Grower & Integrator) Farm Gate Value 2023

Rank	County	Weight, lbs	Grower value	Integrator value	Total value
16	Appling	128,523,220	\$128,523,220		\$128,523,220
21	Atkinson	81,492,730	\$81,492,730		\$81,492,730
55	Bacon	24,360,916	\$24,360,916		\$24,360,916
64	Baker	12,895,306	\$12,895,306		\$12,895,306
92	Baldwin	934,442	\$934,442		\$934,442
13	Banks	141,701,195	\$141,701,195		\$141,701,195
62	Barrow	14,584,311	\$14,584,311		\$14,584,311
24	Bartow	67,452,731	\$67,452,731		\$67,452,731
69	Ben Hill	11,752,950	\$11,752,950		\$11,752,950
40	Berrien	36,144,236	\$36,144,236		\$36,144,236
85	Bibb	4,015,767	\$4,015,767		\$4,015,767
89	Bleckley	2,336,106	\$2,336,106		\$2,336,106
---	Brantley				
77	Brooks	7,681,117	\$7,681,117		\$7,681,117
---	Bryan				
51	Bulloch	26,673,661	\$26,673,661		\$26,673,661
---	Burke				
---	Butts				
45	Calhoun	32,696,143	\$32,696,143		\$32,696,143
---	Camden				
---	Candler				
9	Carroll	159,320,576	\$159,320,576		\$159,320,576
63	Catoosa	12,897,175	\$12,897,175		\$12,897,175
---	Charlton				
---	Chatham				
84	Chattahoochee	4,153,083	\$4,153,083		\$4,153,083
49	Chattooga	29,257,394	\$29,257,394		\$29,257,394
83	Cherokee	5,293,617	\$5,293,617		\$5,293,617
93	Clarke	233,611	\$233,611		\$233,611
---	Clay				
---	Clayton				
---	Clinch				
---	Cobb				
10	Coffee	156,245,793	\$156,245,793		\$156,245,793
7	Colquitt	234,993,598	\$234,993,598		\$234,993,598
---	Columbia				
46	Cook	32,387,777	\$32,387,777		\$32,387,777
---	Coweta				
30	Crawford	51,432,649	\$51,432,649		\$51,432,649
72	Crisp	10,175,051	\$10,175,051		\$10,175,051
65	Dade	12,194,475	\$12,194,475		\$12,194,475
23	Dawson	70,643,852	\$70,643,852		\$70,643,852
53	Decatur	25,669,135	\$25,669,135		\$25,669,135
---	Dekalb				
76	Dodge	8,409,982	\$8,409,982		\$8,409,982
54	Dooly	25,164,536	\$25,164,536		\$25,164,536
90	Dougherty	2,149,218	\$2,149,218		\$2,149,218
---	Douglas				
---	Early				
---	Echols				
---	Effingham				
8	Elbert	161,721,626	\$161,721,626		\$161,721,626
88	Emanuel	2,494,961	\$2,494,961		\$2,494,961
37	Evans	38,372,881	\$38,372,881		\$38,372,881
73	Fannin	9,825,663	\$9,825,663		\$9,825,663
---	Fayette				
34	Floyd	44,624,301	\$44,624,301		\$44,624,301
56	Forsyth	24,230,094	\$24,230,094		\$24,230,094
1	Franklin	418,952,619	\$418,952,619		\$418,952,619
---	Fulton				

Rank	County	Weight, lbs	Grower value	Integrator value	Total value
11	Gilmer	156,203,743	\$156,203,743		\$156,203,743
---	Glascocock				
---	Glynn				
4	Gordon	302,509,404	\$302,509,404		\$302,509,404
25	Grady	67,106,988	\$67,106,988		\$67,106,988
39	Greene	36,929,167	\$36,929,167		\$36,929,167
---	Gwinnett				
33	Habersham	44,652,334	\$44,652,334		\$44,652,334
20	Hall	88,059,524	\$88,059,524		\$88,059,524
---	Hancock				
41	Haralson	35,349,959	\$35,349,959		\$35,349,959
---	Harris				
2	Hart	399,232,378	\$399,232,378		\$399,232,378
29	Heard	52,875,428	\$52,875,428		\$52,875,428
---	Henry				
75	Houston	9,344,425	\$9,344,425		\$9,344,425
71	Irwin	10,222,801	\$10,222,801		\$10,222,801
12	Jackson	153,185,494	\$153,185,494		\$153,185,494
91	Jasper	1,868,885	\$1,868,885		\$1,868,885
36	Jeff Davis	41,685,480	\$41,685,480		\$41,685,480
---	Jefferson				
---	Jenkins				
---	Johnson				
82	Jones	6,073,876	\$6,073,876		\$6,073,876
48	Lamar	29,619,491	\$29,619,491		\$29,619,491
---	Lanier				
---	Laurens				
---	Lee				
---	Liberty				
---	Lincoln				
67	Long	11,967,872	\$11,967,872		\$11,967,872
---	Lowndes				
43	Lumpkin	35,179,424	\$35,179,424		\$35,179,424
18	Macon	98,994,581	\$98,994,581		\$98,994,581
3	Madison	336,797,603	\$336,797,603		\$336,797,603
38	Marion	37,377,676	\$37,377,676		\$37,377,676
---	McDuffie				
---	McIntosh				
---	Meriwether				
70	Miller	10,746,089	\$10,746,089		\$10,746,089
19	Mitchell	95,658,878	\$95,658,878		\$95,658,878
42	Monroe	35,200,449	\$35,200,449		\$35,200,449
---	Montgomery				
28	Morgan	54,580,786	\$54,580,786		\$54,580,786
14	Murray	139,435,640	\$139,435,640		\$139,435,640
---	Muscogee				
---	Newton				
44	Oconee	33,558,166	\$33,558,166		\$33,558,166
6	Oglethorpe	245,148,651	\$245,148,651		\$245,148,651
74	Paulding	9,799,966	\$9,799,966		\$9,799,966
---	Peach				
31	Pickens	50,178,417	\$50,178,417		\$50,178,417
87	Pierce	2,597,750	\$2,597,750		\$2,597,750
79	Pike	6,737,330	\$6,737,330		\$6,737,330
66	Polk	12,147,752	\$12,147,752		\$12,147,752
26	Pulaski	62,423,865	\$62,423,865		\$62,423,865
---	Putnam				
---	Quitman				
80	Rabun	6,695,280	\$6,695,280		\$6,695,280
---	Randolph				
---	Richmond				
---	Rockdale				
52	Schley	25,961,943	\$25,961,943		\$25,961,943
---	Scriven				

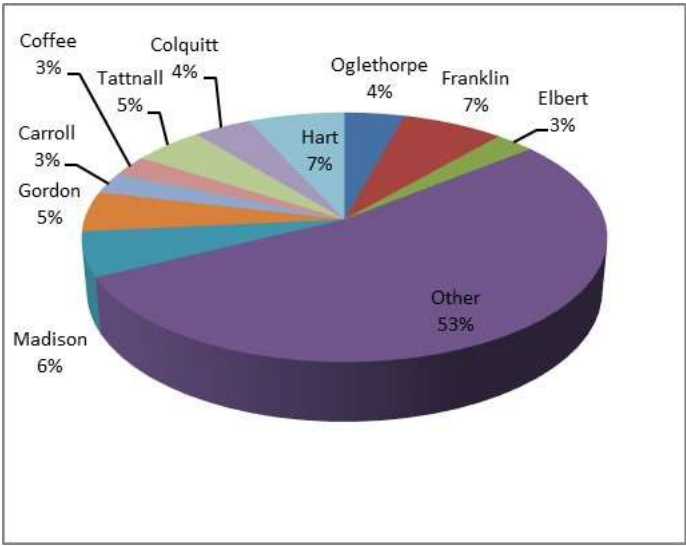
Rank	County	Weight, lbs	Grower value	Integrator value	Total value
---	Seminole				
91	Spalding	1,868,885	\$1,868,885		\$1,868,885
27	Stephens	59,404,845	\$59,404,845		\$59,404,845
---	Stewart				
58	Sumter	21,673,880	\$21,673,880		\$21,673,880
---	Talbot				
47	Taliaferro	30,313,314	\$30,313,314		\$30,313,314
5	Tattnall	291,130,230	\$291,130,230		\$291,130,230
57	Taylor	23,179,360	\$23,179,360		\$23,179,360
---	Telfair				
---	Terrell				
78	Thomas	6,858,808	\$6,858,808		\$6,858,808
---	Tift				
61	Toombs	15,072,557	\$15,072,557		\$15,072,557
---	Towns				
---	Treutlen				
---	Troup				
68	Turner	11,834,200	\$11,834,200		\$11,834,200
---	Twiggs				
---	Union				
50	Upson	27,778,639	\$27,778,639		\$27,778,639
22	Walker	77,196,630	\$77,196,630		\$77,196,630
59	Walton	17,375,958	\$17,375,958		\$17,375,958
81	Ware	6,671,919	\$6,671,919		\$6,671,919
---	Warren				
---	Washington				
87	Wayne	2,597,750	\$2,597,750		\$2,597,750
---	Webster				
---	Wheeler				
32	White	45,605,466	\$45,605,466		\$45,605,466
35	Whitfield	42,605,905	\$42,605,905		\$42,605,905
17	Wilcox	103,247,555	\$103,247,555		\$103,247,555
15	Wilkes	128,614,328	\$128,614,328		\$128,614,328
86	Wilkinson	3,784,492	\$3,784,492		\$3,784,492
60	Worth	16,720,283	\$16,720,283		\$16,720,283

Percent of Poultry/Eggs 83.87%

Top Ten Counties by Value - Broilers

Rank	County	Weight, lbs	Grower value	Integrator value	Total value
1	Franklin	418,952,619	\$418,952,619		\$418,952,619
2	Hart	399,232,378	\$399,232,378		\$399,232,378
3	Madison	336,797,603	\$336,797,603		\$336,797,603
4	Gordon	302,509,404	\$302,509,404		\$302,509,404
5	Tattnall	291,130,230	\$291,130,230		\$291,130,230
6	Oglethorpe	245,148,651	\$245,148,651		\$245,148,651
7	Colquitt	234,993,598	\$234,993,598		\$234,993,598
8	Elbert	161,721,626	\$161,721,626		\$161,721,626
9	Carroll	159,320,576	\$159,320,576		\$159,320,576
10	Coffee	156,245,793	\$156,245,793		\$156,245,793

Top Ten Counties
For Broilers



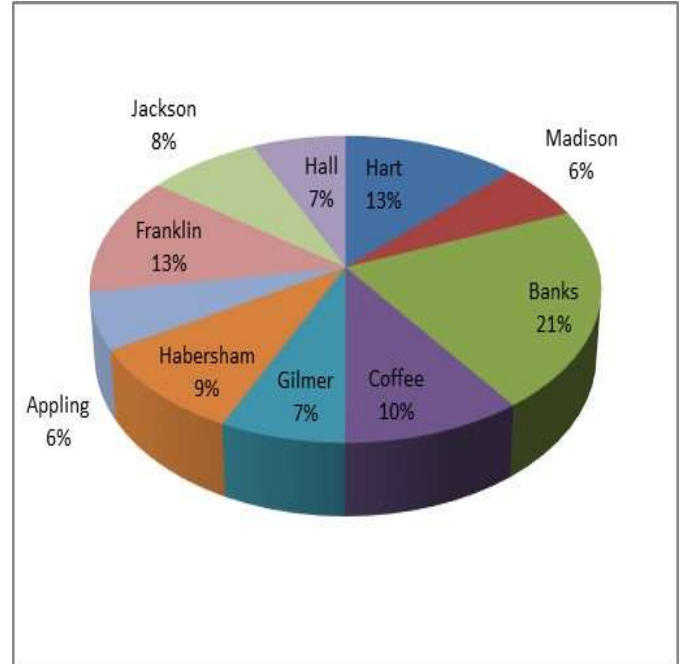
Breeder Pullet Unit Farm Gate Value 2023

Rank	County	Price	Farm gate
10	Applying	\$4,370,762.94	\$4,370,763
20	Atkinson	\$2,093,820.03	\$2,093,820
38	Bacon	\$483,720.80	\$483,721
-	Baker		\$0
-	Baldwin		\$0
1	Banks	\$15,568,035.67	\$15,568,036
-	Barrow		\$0
42	Bartow	\$415,481.62	\$415,482
-	Ben Hill		\$0
25	Berrien	\$1,382,059.43	\$1,382,059
-	Bibb		\$0
-	Bleckley		\$0
14	Brantley	\$2,591,361.43	\$2,591,361
-	Brooks		\$0
-	Bryan		\$0
-	Bulloch		\$0
-	Burke		\$0
-	Butts		\$0
-	Calhoun		\$0
-	Camden		\$0
-	Candler		\$0
23	Carroll	\$1,533,222.18	\$1,533,222
-	Catoosa		\$0
17	Charlton	\$2,461,793.36	\$2,461,793
-	Chatham		\$0
-	Chattahoochee		\$0
29	Chattooga	\$967,441.60	\$967,442
32	Cherokee	\$797,275.53	\$797,276
-	Clarke		\$0
-	Clay		\$0
-	Clayton		\$0
-	Clinch		\$0
-	Cobb		\$0
4	Coffee	\$7,309,366.80	\$7,309,367
15	Colquitt	\$2,548,172.07	\$2,548,172
-	Columbia		\$0
-	Cook		\$0
-	Coweta		\$0
-	Crawford		\$0
-	Crisp		\$0
50	Dade	\$138,205.94	\$138,206
26	Dawson	\$1,321,594.33	\$1,321,594
-	Decatur		\$0
-	Dekalb		\$0
-	Dodge		\$0
-	Dooly		\$0
-	Dougherty		\$0
-	Douglas		\$0
-	Early		\$0
-	Echols		\$0
-	Effingham		\$0
30	Elbert	\$898,338.63	\$898,339
-	Emanuel		\$0
-	Evans		\$0
46	Fannin	\$215,946.79	\$215,947
-	Fayette		\$0
48	Floyd	\$183,122.87	\$183,123
34	Forsyth	\$760,132.69	\$760,133
3	Franklin	\$9,304,369.58	\$9,304,370
-	Fulton		\$0
7	Gilmer	\$5,085,114.91	\$5,085,115
-	Glascocok		\$0

Rank	County	Price	Farm gate
-	Glynn		\$0
19	Gordon	\$2,266,577.46	\$2,266,577
28	Grady	\$1,088,371.80	\$1,088,372
-	Greene		\$0
-	Gwinnett		\$0
5	Habersham	\$6,936,927.70	\$6,936,928
8	Hall	\$4,974,722.91	\$4,974,723
-	Hancock		\$0
40	Haralson	\$431,893.57	\$431,894
-	Harris		\$0
2	Hart	\$9,306,442.67	\$9,306,443
37	Heard	\$544,185.90	\$544,186
-	Henry		\$0
-	Houston		\$0
-	Irwin		\$0
6	Jackson	\$5,956,244.24	\$5,956,244
12	Jasper	\$2,980,065.64	\$2,980,066
-	Jeff Davis		\$0
-	Jefferson		\$0
-	Jenkins		\$0
-	Johnson		\$0
-	Jones		\$0
-	Lamar		\$0
-	Lanier		\$0
36	Laurens	\$545,913.47	\$545,913
-	Lee		\$0
-	Liberty		\$0
-	Lincoln		\$0
27	Long	\$1,225,713.95	\$1,225,714
-	Lowndes		\$0
31	Lumpkin	\$846,511.40	\$846,511
16	Macon	\$2,514,484.37	\$2,514,484
9	Madison	\$4,466,643.31	\$4,466,643
40	Marion	\$431,893.57	\$431,894
-	McDuffie		\$0
-	McIntosh		\$0
-	Meriwether		\$0
-	Miller		\$0
44	Mitchell	\$293,687.63	\$293,688
-	Monroe		\$0
-	Montgomery		\$0
39	Morgan	\$449,169.31	\$449,169
13	Murray	\$2,844,451.06	\$2,844,451
-	Muscogee		\$0
-	Newton		\$0
49	Oconee	\$172,757.43	\$172,757
11	Oglethorpe	\$3,487,972.48	\$3,487,972
-	Paulding		\$0
-	Peach		\$0
30	Pickens	\$898,338.63	\$898,339
-	Pierce		\$0
-	Pike		\$0
41	Polk	\$427,574.64	\$427,575
-	Pulaski		\$0
-	Putnam		\$0
-	Quitman		\$0
-	Rabun		\$0
-	Randolph		\$0
-	Richmond		\$0
-	Rockdale		\$0
-	Schley		\$0
-	Screven		\$0

Rank	County	Price	Farm gate
-	Seminole		\$0
-	Spalding		\$0
-	Stephens		\$0
-	Stewart		\$0
-	Sumter		\$0
-	Talbot		\$0
43	Taliaferro	\$328,239.11	\$328,239
35	Tattnall	\$570,099.51	\$570,100
40	Taylor	\$431,893.57	\$431,894
-	Telfair		\$0
-	Terrell		\$0
24	Thomas	\$1,433,886.66	\$1,433,887
-	Tift		\$0
-	Toombs		\$0
-	Towns		\$0
-	Treutlen		\$0
-	Troup		\$0
-	Turner		\$0
-	Twiggs		\$0
33	Union	\$780,863.58	\$780,864
45	Upson	\$272,956.74	\$272,957
22	Walker	\$2,019,534.34	\$2,019,534
-	Walton		\$0
21	Ware	\$2,021,261.91	\$2,021,262
-	Warren		\$0
-	Washington		\$0
-	Wayne		\$0
-	Webster		\$0
-	Wheeler		\$0
18	White	\$2,304,281.77	\$2,304,282
47	Whitfield	\$209,036.49	\$209,036
-	Wilcox		\$0
-	Wilkes		\$0
-	Wilkinson		\$0
-	Worth		\$0
Totals & Avg.		\$2,337,584	\$123,891,936
		Percent of Poultry/Eggs 1.79%	

Top Ten Counties For Breeder Pullet Unit



Top Ten Counties by Value - Breeder Pullet Unit

County	Price	Farm gate
Banks	\$15,568,035.67	\$15,568,036
Hart	\$9,306,442.67	\$9,306,443
Franklin	\$9,304,369.58	\$9,304,370
Coffee	\$7,309,366.80	\$7,309,367
Habersham	\$6,936,927.70	\$6,936,928
Jackson	\$5,956,244.24	\$5,956,244
Gilmer	\$5,085,114.91	\$5,085,115
Hall	\$4,974,722.91	\$4,974,723
Madison	\$4,466,643.31	\$4,466,643
Appling	\$4,370,762.94	\$4,370,763

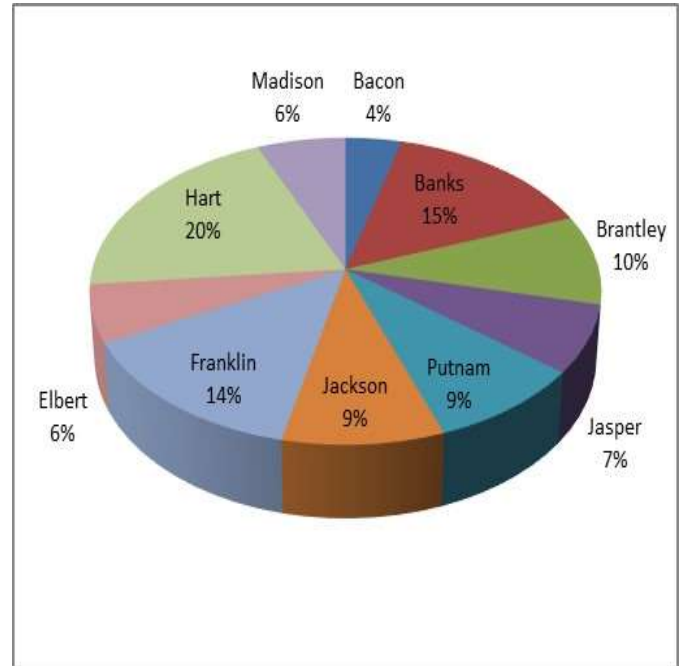
Hatching Layers Farm Gate Value 2023

Rank	County	Price	Farm gate
14	Appling	\$10,002,808.28	\$10,002,808
34	Atkinson	\$3,271,676.64	\$3,271,677
10	Bacon	\$13,316,012.83	\$13,316,013
29	Baker	\$4,116,679.22	\$4,116,679
-	Baldwin		\$0
2	Banks	\$49,481,617.57	\$49,481,618
-	Barrow		\$0
47	Bartow	\$1,509,449.05	\$1,509,449
-	Ben Hill		\$0
21	Berrien	\$6,518,075.43	\$6,518,075
52	Bibb	\$1,040,003.17	\$1,040,003
-	Bleckley		\$0
4	Brantley	\$31,035,789.09	\$31,035,789
46	Brooks	\$1,516,671.29	\$1,516,671
-	Bryan		\$0
66	Bulloch	\$397,223.43	\$397,223
-	Burke		\$0
-	Butts		\$0
-	Calhoun		\$0
-	Camden		\$0
63	Candler	\$541,668.32	\$541,668
24	Carroll	\$5,741,684.18	\$5,741,684
44	Catoosa	\$1,751,394.23	\$1,751,394
40	Charlton	\$2,231,673.47	\$2,231,673
-	Chatham		\$0
-	Chattahoochee		\$0
19	Chattooga	\$6,985,715.75	\$6,985,716
54	Cherokee	\$879,669.35	\$879,669
-	Clarke		\$0
-	Clay		\$0
-	Clayton		\$0
56	Clinch	\$801,669.11	\$801,669
-	Cobb		\$0
35	Coffee	\$3,073,064.93	\$3,073,065
23	Colquitt	\$6,030,573.95	\$6,030,574
-	Columbia		\$0
48	Cook	\$1,480,560.07	\$1,480,560
-	Coweta		\$0
-	Crawford		\$0
-	Crisp		\$0
46	Dade	\$1,516,671.29	\$1,516,671
-	Dawson		\$0
62	Decatur	\$650,001.98	\$650,002
-	Dekalb		\$0
52	Dodge	\$1,040,003.17	\$1,040,003
53	Dooly	\$902,780.53	\$902,781
-	Dougherty		\$0
-	Douglas		\$0
62	Early	\$650,001.98	\$650,002
-	Echols		\$0
-	Effingham		\$0
9	Elbert	\$19,657,973.84	\$19,657,974
-	Emanuel		\$0
-	Evans		\$0
37	Fannin	\$2,422,521.28	\$2,422,521
-	Fayette		\$0
-	Floyd		\$0
49	Forsyth	\$1,361,393.04	\$1,361,393
3	Franklin	\$45,603,561.30	\$45,603,561
-	Fulton		\$0
13	Gilmer	\$10,326,003.71	\$10,326,004
-	Glascocock		\$0

Rank	County	Price	Farm gate
-	Glynn		\$0
17	Gordon	\$8,196,886.11	\$8,196,886
55	Grady	\$848,613.70	\$848,614
43	Greene	\$2,058,339.61	\$2,058,340
-	Gwinnett		\$0
18	Habersham	\$7,185,916.36	\$7,185,916
12	Hall	\$10,678,088.12	\$10,678,088
-	Hancock		\$0
51	Haralson	\$1,173,614.69	\$1,173,615
-	Harris		\$0
1	Hart	\$65,934,901.08	\$65,934,901
59	Heard	\$691,529.89	\$691,530
-	Henry		\$0
39	Houston	\$2,256,951.33	\$2,256,951
61	Irwin	\$680,696.52	\$680,697
5	Jackson	\$29,297,394.90	\$29,297,395
7	Jasper	\$23,237,570.87	\$23,237,571
30	Jeff Davis	\$4,002,026.09	\$4,002,026
-	Jefferson		\$0
-	Jenkins		\$0
-	Johnson		\$0
-	Jones		\$0
-	Lamar		\$0
-	Lanier		\$0
41	Laurens	\$2,137,784.30	\$2,137,784
-	Lee		\$0
-	Liberty		\$0
-	Lincoln		\$0
67	Long	\$361,112.21	\$361,112
67	Lowndes	\$361,112.21	\$361,112
36	Lumpkin	\$2,423,062.94	\$2,423,063
16	Macon	\$8,697,387.63	\$8,697,388
8	Madison	\$21,086,280.97	\$21,086,281
64	Marion	\$451,390.27	\$451,390
-	McDuffie		\$0
-	McIntosh		\$0
-	Meriwether		\$0
-	Miller		\$0
32	Mitchell	\$3,448,621.63	\$3,448,622
-	Monroe		\$0
31	Montgomery	\$3,611,122.12	\$3,611,122
65	Morgan	\$415,279.04	\$415,279
11	Murray	\$11,201,700.83	\$11,201,701
-	Muscogee		\$0
-	Newton		\$0
-	Oconee		\$0
27	Oglethorpe	\$4,775,709.01	\$4,775,709
-	Paulding		\$0
-	Peach		\$0
58	Pickens	\$758,335.65	\$758,336
67	Pierce	\$361,112.21	\$361,112
-	Pike		\$0
-	Polk		\$0
-	Pulaski		\$0
6	Putnam	\$28,762,316.88	\$28,762,317
-	Quitman		\$0
-	Rabun		\$0
-	Randolph		\$0
-	Richmond		\$0
-	Rockdale		\$0
-	Schley		\$0
-	Screven		\$0

Rank	County	Price	Farm gate
-	Seminole		\$0
-	Spalding		\$0
45	Stephens	\$1,571,777.02	\$1,571,777
-	Stewart		\$0
64	Sumter	\$451,390.27	\$451,390
-	Talbot		\$0
42	Taliaferro	\$2,059,784.06	\$2,059,784
20	Tattnall	\$6,680,575.93	\$6,680,576
-	Taylor		\$0
28	Telfair	\$4,770,292.33	\$4,770,292
-	Terrell		\$0
68	Thomas	\$325,000.99	\$325,001
-	Tift		\$0
33	Toombs	\$3,430,566.02	\$3,430,566
67	Towns	\$361,112.21	\$361,112
-	Treutlen		\$0
-	Troup		\$0
-	Turner		\$0
-	Twiggs		\$0
57	Union	\$794,446.87	\$794,447
-	Upson		\$0
26	Walker	\$5,116,598.94	\$5,116,599
-	Walton		\$0
38	Ware	\$2,321,951.53	\$2,321,952
-	Warren		\$0
-	Washington		\$0
15	Wayne	\$8,939,332.82	\$8,939,333
-	Webster		\$0
-	Wheeler		\$0
25	White	\$5,303,582.84	\$5,303,583
22	Whitfield	\$6,283,352.50	\$6,283,353
50	Wilcox	\$1,354,170.80	\$1,354,171
60	Wilkes	\$686,113.20	\$686,113
-	Wilkinson		\$0
58	Worth	\$758,335.65	\$758,336
Totals & Avg.		\$7,002,077	\$532,157,833
		Percent of Poultry/Eggs	7.68%

Top Ten Counties For Hatching Layers



Top Ten Counties by Value - Hatching Layers

County	No.	Capacity	Price	Farm gate
Hart	1	1	\$65,934,901.08	\$65,934,901
Banks	1	1	\$49,481,617.57	\$49,481,618
Franklin	1	1	\$45,603,561.30	\$45,603,561
Brantley	1	1	\$31,035,789.09	\$31,035,789
Jackson	1	1	\$29,297,394.90	\$29,297,395
Putnam	1	1	\$28,762,316.88	\$28,762,317
Jasper	1	1	\$23,237,570.87	\$23,237,571
Madison	1	1	\$21,086,280.97	\$21,086,281
Elbert	1	1	\$19,657,973.84	\$19,657,974
Bacon	1	1	\$13,316,012.83	\$13,316,013

Table Layers Farm Gate Value 2023

Rank	County	Price	Farm gate
14	Appling	\$8,565,995.24	\$8,565,995
34	Atkinson	\$2,801,729.85	\$2,801,730
10	Bacon	\$11,403,287.88	\$11,403,288
29	Baker	\$3,525,355.44	\$3,525,355
-	Baldwin		\$0
2	Banks	\$42,374,030.21	\$42,374,030
-	Barrow		\$0
47	Bartow	\$1,292,630.33	\$1,292,630
-	Ben Hill		\$0
21	Berrien	\$5,581,812.78	\$5,581,813
52	Bibb	\$890,616.11	\$890,616
-	Bleckley		\$0
4	Brantley	\$26,577,778.36	\$26,577,778
46	Brooks	\$1,298,815.16	\$1,298,815
-	Bryan		\$0
66	Bulloch	\$340,165.88	\$340,166
-	Burke		\$0
-	Butts		\$0
-	Calhoun		\$0
-	Camden		\$0
63	Candler	\$463,862.56	\$463,863
24	Carroll	\$4,916,943.11	\$4,916,943
44	Catoosa	\$1,499,822.27	\$1,499,822
40	Charlton	\$1,911,113.74	\$1,911,114
-	Chatham		\$0
-	Chattahoochee		\$0
19	Chattooga	\$5,982,280.79	\$5,982,281
54	Cherokee	\$753,312.79	\$753,313
-	Clarke		\$0
-	Clay		\$0
-	Clayton		\$0
56	Clinch	\$686,516.59	\$686,517
-	Cobb		\$0
35	Coffee	\$2,631,646.91	\$2,631,647
23	Colquitt	\$5,164,336.48	\$5,164,336
-	Columbia		\$0
48	Cook	\$1,267,890.99	\$1,267,891
-	Coweta		\$0
-	Crawford		\$0
-	Crisp		\$0
46	Dade	\$1,298,815.16	\$1,298,815
-	Dawson		\$0
62	Decatur	\$556,635.07	\$556,635
-	Dekalb		\$0
52	Dodge	\$890,616.11	\$890,616
53	Dooly	\$773,104.26	\$773,104
-	Dougherty		\$0
-	Douglas		\$0
62	Early	\$556,635.07	\$556,635
-	Echols		\$0
-	Effingham		\$0
9	Elbert	\$16,834,283.48	\$16,834,283
-	Emanuel		\$0
-	Evans		\$0
37	Fannin	\$2,074,547.98	\$2,074,548
-	Fayette		\$0
-	Floyd		\$0
49	Forsyth	\$1,165,841.23	\$1,165,841
3	Franklin	\$39,053,021.69	\$39,053,022
-	Fulton		\$0
13	Gilmer	\$8,842,766.56	\$8,842,767
-	Glascocock		\$0

Rank	County	Price	Farm gate
-	Glynn		\$0
17	Gordon	\$7,019,477.47	\$7,019,477
55	Grady	\$726,718.01	\$726,718
43	Greene	\$1,762,677.72	\$1,762,678
-	Gwinnett		\$0
18	Habersham	\$6,153,724.39	\$6,153,724
12	Hall	\$9,144,277.23	\$9,144,277
-	Hancock		\$0
51	Haralson	\$1,005,035.54	\$1,005,036
-	Harris		\$0
1	Hart	\$56,463,948.19	\$56,463,948
59	Heard	\$592,197.87	\$592,198
-	Henry		\$0
39	Houston	\$1,932,760.66	\$1,932,761
61	Irwin	\$582,920.61	\$582,921
5	Jackson	\$25,089,088.79	\$25,089,089
7	Jasper	\$19,899,703.74	\$19,899,704
30	Jeff Davis	\$3,427,171.20	\$3,427,171
-	Jefferson		\$0
-	Jenkins		\$0
-	Johnson		\$0
-	Jones		\$0
-	Lamar		\$0
-	Lanier		\$0
41	Laurens	\$1,830,710.90	\$1,830,711
-	Lee		\$0
-	Liberty		\$0
-	Lincoln		\$0
67	Long	\$309,241.71	\$309,242
67	Lowndes	\$309,241.71	\$309,242
36	Lumpkin	\$2,075,011.84	\$2,075,012
16	Macon	\$7,448,086.47	\$7,448,086
8	Madison	\$18,057,427.20	\$18,057,427
64	Marion	\$386,552.13	\$386,552
-	McDuffie		\$0
-	McIntosh		\$0
-	Meriwether		\$0
-	Miller		\$0
32	Mitchell	\$2,953,258.29	\$2,953,258
-	Monroe		\$0
31	Montgomery	\$3,092,417.05	\$3,092,417
65	Morgan	\$355,627.96	\$355,628
11	Murray	\$9,592,677.70	\$9,592,678
-	Muscogee		\$0
-	Newton		\$0
-	Oconee		\$0
27	Oglethorpe	\$4,089,721.55	\$4,089,722
-	Paulding		\$0
-	Peach		\$0
58	Pickens	\$649,407.58	\$649,408
67	Pierce	\$309,241.71	\$309,242
-	Pike		\$0
-	Polk		\$0
-	Pulaski		\$0
6	Putnam	\$24,630,869.90	\$24,630,870
-	Quitman		\$0
-	Rabun		\$0
-	Randolph		\$0
-	Richmond		\$0
-	Rockdale		\$0
-	Schley		\$0
-	Screven		\$0

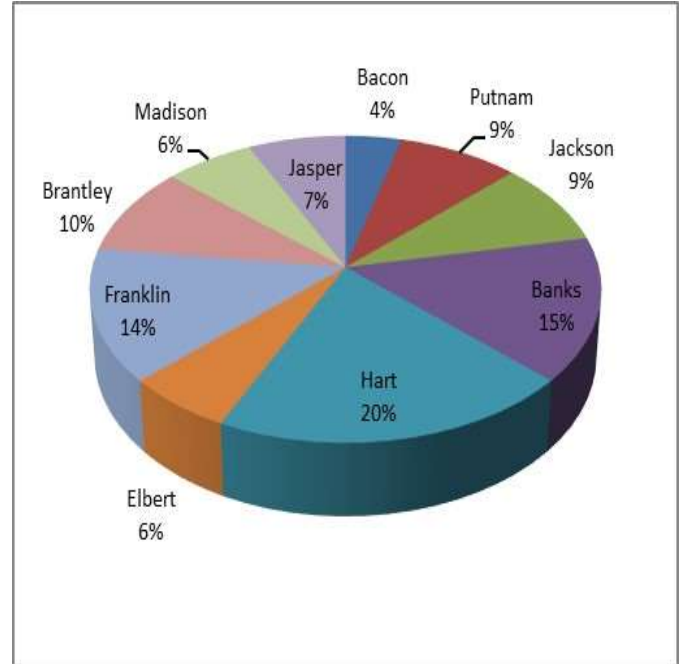
Rank	County	Price	Farm gate
-	Seminole		\$0
-	Spalding		\$0
45	Stephens	\$1,346,005.45	\$1,346,005
-	Stewart		\$0
64	Sumter	\$386,552.13	\$386,552
-	Talbot		\$0
42	Taliaferro	\$1,763,914.69	\$1,763,915
20	Tattnall	\$5,720,971.55	\$5,720,972
-	Taylor		\$0
28	Telfair	\$4,085,082.93	\$4,085,083
-	Terrell		\$0
68	Thomas	\$278,317.53	\$278,318
-	Tift		\$0
33	Toombs	\$2,937,796.20	\$2,937,796
67	Towns	\$309,241.71	\$309,242
-	Treutlen		\$0
-	Troup		\$0
-	Turner		\$0
-	Twiggs		\$0
57	Union	\$680,331.75	\$680,332
-	Upson		\$0
26	Walker	\$4,381,645.72	\$4,381,646
-	Walton		\$0
38	Ware	\$1,988,424.17	\$1,988,424
-	Warren		\$0
-	Washington		\$0
15	Wayne	\$7,655,278.41	\$7,655,278
-	Webster		\$0
-	Wheeler		\$0
25	White	\$4,541,771.08	\$4,541,771
22	Whitfield	\$5,380,805.67	\$5,380,806
50	Wilcox	\$1,159,656.39	\$1,159,656
60	Wilkes	\$587,559.24	\$587,559
-	Wilkinson		\$0
58	Worth	\$649,407.58	\$649,408

Totals & Avg. \$5,996,292 \$455,718,167

Percent of Poultry/Eggs 6.57%

Top Ten Counties

For Table Layers



Top Ten Counties by Value - Table Layers

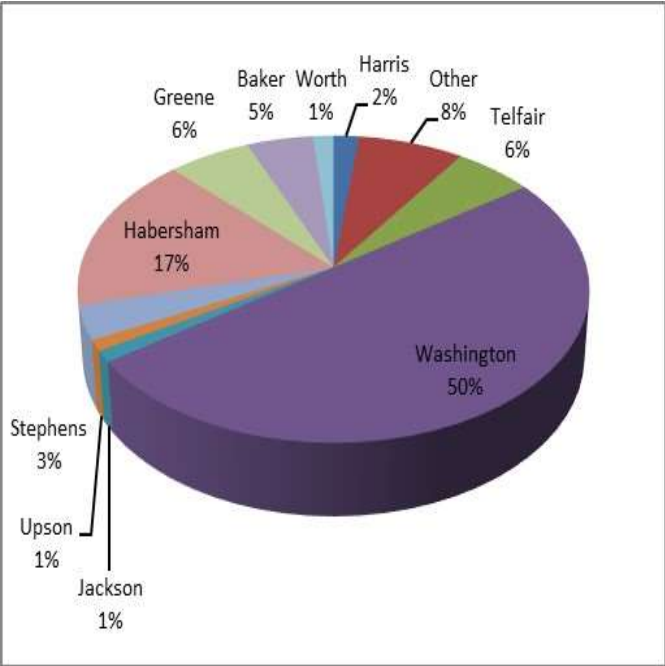
County	Price	Farm gate
Hart	\$56,463,948.19	\$56,463,948
Banks	\$42,374,030.21	\$42,374,030
Franklin	\$39,053,021.69	\$39,053,022
Brantley	\$26,577,778.36	\$26,577,778
Jackson	\$25,089,088.79	\$25,089,089
Putnam	\$24,630,869.90	\$24,630,870
Jasper	\$19,899,703.74	\$19,899,704
Madison	\$18,057,427.20	\$18,057,427
Elbert	\$16,834,283.48	\$16,834,283
Bacon	\$11,403,287.88	\$11,403,288

Quail Farm Gate Value 2023

Rank	County	No. Head	\$/Hd.	Farm gate	Rank	County	No. Head	\$/Hd.	Farm gate
-	Appling			\$0	-	Glascoek			\$0
-	Atkinson			\$0	-	Glynn			\$0
-	Bacon			\$0	-	Gordon			\$0
6	Baker	85,000	\$3.00	\$255,000	-	Grady			\$0
24	Baker	2,000	\$3.00	\$6,000	4	Greene	3,600,000	\$0.09	\$324,000
-	Baldwin			\$0	-	Gwinnett			\$0
-	Banks			\$0	2	Habersham	125,000	\$4.00	\$500,000
-	Barrow			\$0	3	Habersham	100,000	\$4.00	\$400,000
-	Barrow			\$0	-	Hall			\$0
-	Bartow			\$0	-	Hancock			\$0
-	Ben Hill			\$0	-	Haralson			\$0
-	Berrien			\$0	-	Harris	15,000	\$4.00	\$60,000
-	Bibb			\$0	12	Harris	8,000	\$5.00	\$40,000
-	Bleckley			\$0	-	Hart			\$0
21	Brantley	2,000	\$6.00	\$12,000	-	Heard			\$0
-	Brooks			\$0	-	Henry			\$0
-	Bryan			\$0	-	Houston			\$0
-	Bulloch			\$0	-	Irwin			\$0
14	Burke	10,000	\$3.00	\$30,000	-	Jackson	705,600	\$0.09	\$63,504
-	Butts			\$0	-	Jasper			\$0
-	Calhoun			\$0	-	Jeff Davis			\$0
-	Camden			\$0	-	Jefferson			\$0
-	Candler			\$0	-	Jenkins			\$0
-	Carroll			\$0	13	Johnson	15,000	\$2.50	\$37,500
-	Catoosa			\$0	20	Johnson	12,000	\$1.25	\$15,000
-	Charlton			\$0	-	Jones			\$0
-	Chatham			\$0	-	Lamar			\$0
-	Chattahoochee			\$0	-	Lanier			\$0
27	Chattooga	750	\$4.50	\$3,375	-	Laurens	15,000	\$2.50	\$37,500
-	Cherokee			\$0	-	Lee			\$0
-	Clarke			\$0	-	Liberty			\$0
-	Clay			\$0	25	Lincoln	1,500	\$3.20	\$4,800
-	Clayton			\$0	-	Long			\$0
-	Clinch			\$0	-	Lowndes			\$0
-	Cobb			\$0	-	Lumpkin			\$0
-	Coffee			\$0	-	Macon			\$0
-	Colquitt			\$0	19	Madison	3,500	\$5.00	\$17,500
-	Columbia			\$0	15	Marion	5,000	\$5.00	\$25,000
-	Cook			\$0	-	McDuffie			\$0
-	Coweta			\$0	-	McIntosh			\$0
-	Crawford			\$0	-	Meriwether			\$0
-	Crisp			\$0	-	Miller			\$0
-	Dade			\$0	11	Mitchell	10,000	\$5.00	\$50,000
-	Dawson			\$0	-	Monroe			\$0
11	Decatur	10,000	\$5.00	\$50,000	-	Montgomery			\$0
-	Dekalb			\$0	-	Morgan			\$0
-	Dodge			\$0	-	Murray			\$0
-	Dooly			\$0	-	Muscogee			\$0
16	Dougherty	8,150	\$2.50	\$20,375	-	Newton			\$0
-	Douglas			\$0	-	Oconee			\$0
-	Early			\$0	-	Oglethorpe			\$0
-	Echols			\$0	-	Paulding			\$0
-	Effingham			\$0	-	Peach			\$0
-	Elbert			\$0	17	Pickens	1,000	\$20.00	\$20,000
18	Emanuel	3,000	\$6.00	\$18,000	-	Pierce			\$0
-	Evans			\$0	31	Pike	100	\$6.00	\$600
-	Fannin			\$0	26	Polk	350	\$10.00	\$3,500
-	Fayette			\$0	-	Pulaski			\$0
28	Floyd	500	\$4.00	\$2,000	14	Putnam	10,000	\$3.00	\$30,000
-	Forsyth			\$0	22	Putnam	1,500	\$5.00	\$7,500
-	Franklin			\$0	-	Quitman			\$0
-	Fulton			\$0	-	Rabun			\$0
-	Gilmer			\$0					

Top Ten Counties

For Quail



Rank	County	No. Head	\$/Hd.	Farm gate
-	Randolph			\$0
-	Richmond			\$0
-	Rockdale			\$0
-	Schley			\$0
-	Screven			\$0
-	Seminole			\$0
-	Spalding			\$0
7	Stephens	190,000	\$1.00	\$190,000
-	Stewart			\$0
-	Sumter			\$0
-	Talbot			\$0
-	Taliaferro			\$0
-	Tattnall			\$0
-	Taylor			\$0
5	Telfair	75,000	\$4.00	\$300,000
23	Telfair	2,000	\$3.50	\$7,000
-	Terrell			\$0
-	Thomas			\$0
-	Tift			\$0
-	Toombs			\$0
29	Towns	125	\$10.00	\$1,250
-	Treutlen			\$0
-	Troup			\$0
-	Turner			\$0
-	Twiggs			\$0
30	Union	100	\$10.00	\$1,000
10	Upson	15,000	\$4.00	\$60,000
-	Walker			\$0
-	Walton			\$0
-	Ware			\$0
-	Warren			\$0
1	Washington	1,800,000	\$1.50	\$2,700,000
-	Wayne			\$0
-	Webster			\$0
17	Wheeler	5,000	\$4.00	\$20,000
23	Wheeler	2,000	\$3.50	\$7,000
-	White			\$0
-	Whitfield			\$0
-	Wilcox			\$0
-	Wilkes			\$0
-	Wilkinson			\$0
8	Worth	20,000	\$4.00	\$80,000

Totals & Avg. \$5,399,404
Percent of Poultry/Eggs 0.08%

Top Ten Counties by Value - Quail

County	No. Head	\$/Hd.	Farm gate
Washington	1,800,000	\$1.50	\$2,700,000
Habersham	125,000	\$4.00	\$500,000
Habersham	100,000	\$4.00	\$400,000
Greene	3,600,000	\$0.09	\$324,000
Telfair	75,000	\$4.00	\$300,000
Baker	85,000	\$3.00	\$255,000
Stephens	190,000	\$1.00	\$190,000
Worth	20,000	\$4.00	\$80,000
Jackson	705,600	\$0.09	\$63,504
Harris	15,000	\$4.00	\$60,000

Miscellaneous Poultry Farm Gate Value 2023

Rank	County	Farm gate	Rank	County	Farm gate	Rank	County	Farm gate
-	Appling	\$0	-	Fayette	\$0	-	Peach	\$0
-	Atkinson	\$0	-	Floyd	\$0	-	Pickens	\$0
-	Bacon	\$0	-	Forsyth	\$0	-	Pierce	\$0
-	Baker	\$0	-	Franklin	\$0	9	Pike	\$800
-	Baldwin	\$0	-	Fulton	\$0	8	Polk	\$2,500
-	Banks	\$0	-	Gilmer	\$0	-	Pulaski	\$0
-	Barrow	\$0	-	Glascocok	\$0	-	Putnam	\$0
-	Bartow	\$0	-	Glynn	\$0	-	Quitman	\$0
-	Ben Hill	\$0	-	Gordon	\$0	-	Rabun	\$0
-	Berrien	\$0	-	Grady	\$0	-	Randolph	\$0
-	Bibb	\$0	-	Greene	\$0	-	Richmond	\$0
-	Bleckley	\$0	-	Gwinnett	\$0	-	Rockdale	\$0
-	Brantley	\$0	-	Habersham	\$0	-	Schley	\$0
-	Brooks	\$0	-	Hall	\$0	-	Screven	\$0
-	Bryan	\$0	-	Hancock	\$0	-	Seminole	\$0
-	Bulloch	\$0	-	Haralson	\$0	-	Spalding	\$0
-	Burke	\$0	-	Harris	\$0	-	Stephens	\$0
-	Butts	\$0	-	Hart	\$0	-	Stewart	\$0
-	Calhoun	\$0	-	Heard	\$0	1	Sumter	\$850,000
-	Camden	\$0	-	Henry	\$0	-	Talbot	\$0
-	Candler	\$0	-	Houston	\$0	-	Taliaferro	\$0
-	Carroll	\$0	-	Irwin	\$0	-	Tattnall	\$0
-	Catoosa	\$0	-	Jackson	\$0	-	Taylor	\$0
-	Charlton	\$0	-	Jasper	\$0	4	Telfair	\$30,000
-	Chatham	\$0	-	Jeff Davis	\$0	-	Terrell	\$0
-	Chattahoochee	\$0	-	Jefferson	\$0	-	Thomas	\$0
-	Chattooga	\$0	-	Jenkins	\$0	-	Tift	\$0
-	Cherokee	\$0	3	Johnson	\$40,000	-	Toombs	\$0
-	Clarke	\$0	-	Jones	\$0	-	Towns	\$0
-	Clay	\$0	-	Lamar	\$0	-	Treutlen	\$0
-	Clayton	\$0	-	Lanier	\$0	-	Troup	\$0
-	Clinch	\$0	-	Laurens	\$0	-	Turner	\$0
-	Cobb	\$0	-	Lee	\$0	7	Twiggs	\$5,000
-	Coffee	\$0	-	Liberty	\$0	7	Union	\$5,000
-	Colquitt	\$0	-	Lincoln	\$0	-	Upson	\$0
-	Columbia	\$0	-	Long	\$0	-	Walker	\$0
-	Cook	\$0	-	Lowndes	\$0	-	Walton	\$0
-	Coweta	\$0	-	Lumpkin	\$0	-	Ware	\$0
-	Crawford	\$0	-	Macon	\$0	-	Warren	\$0
-	Crisp	\$0	-	Madison	\$0	6	Washington	\$20,000
-	Dade	\$0	-	Marion	\$0	-	Wayne	\$0
-	Dawson	\$0	-	McDuffie	\$0	-	Webster	\$0
-	Decatur	\$0	-	McIntosh	\$0	2	Wheeler	\$45,000
-	Dekalb	\$0	-	Meriwether	\$0	-	White	\$0
-	Dodge	\$0	-	Miller	\$0	-	Whitfield	\$0
-	Dooly	\$0	-	Mitchell	\$0	-	Wilcox	\$0
-	Dougherty	\$0	-	Monroe	\$0	-	Wilkes	\$0
-	Douglas	\$0	-	Montgomery	\$0	-	Wilkinson	\$0
-	Early	\$0	-	Morgan	\$0	-	Worth	\$0
-	Echols	\$0	-	Murray	\$0	Totals & Avg. \$1,068,300		
-	Effingham	\$0	-	Muscogee	\$0	Percent of Poultry/Eggs		
-	Elbert	\$0	5	Newton	\$25,000	0.02%		
-	Emanuel	\$0	-	Oconee	\$0			
-	Evans	\$0	2	Oglethorpe	\$45,000			
-	Fannin	\$0	-	Paulding	\$0			

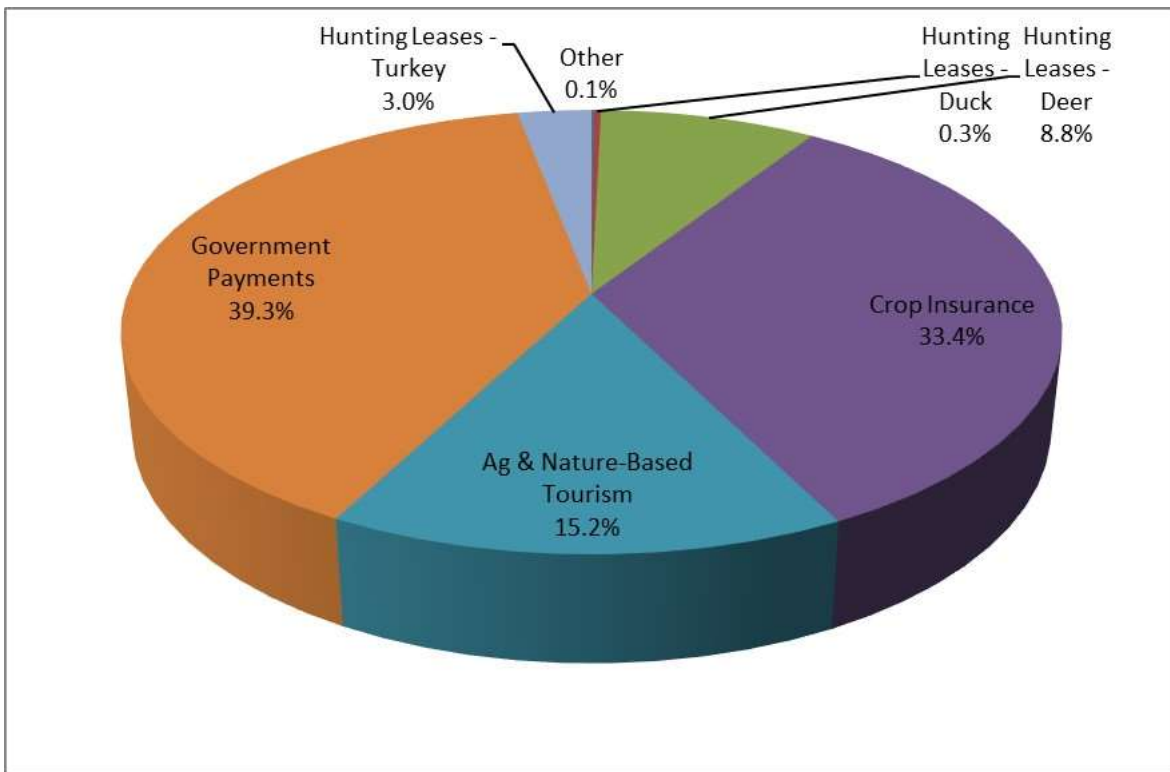
Total Poultry & Egg Value 2023

Rank	County	Farm gate	Rank	County	Farm gate	Rank	County	Farm gate
15	Appling	\$151,462,787	70	Fannin	\$14,538,679	6	Oglethorpe	\$257,547,054
21	Atkinson	\$89,659,956	-	Fayette	\$0	82	Paulding	\$9,799,966
38	Bacon	\$49,563,937	41	Floyd	\$44,809,424	-	Peach	\$0
63	Baker	\$20,798,341	55	Forsyth	\$27,517,461	35	Pickens	\$52,504,499
105	Baldwin	\$934,442	2	Franklin	\$512,913,571	95	Pierce	\$3,268,104
7	Banks	\$249,124,879	-	Fulton	\$0	86	Pike	\$6,738,730
69	Barrow	\$14,584,311	11	Gilmer	\$180,457,628	74	Polk	\$12,581,327
24	Bartow	\$70,670,292	-	Glascocock	\$0	28	Pulaski	\$62,423,865
76	Ben Hill	\$11,752,950	-	Glynn	\$0	34	Putnam	\$53,430,687
37	Berrien	\$49,626,183	4	Gordon	\$319,992,345	-	Quitman	\$0
91	Bibb	\$5,946,386	25	Grady	\$69,770,691	88	Rabun	\$6,695,280
98	Bleckley	\$2,336,106	43	Greene	\$41,074,185	-	Randolph	\$0
29	Brantley	\$60,216,929	-	Gwinnett	\$0	-	Richmond	\$0
79	Brooks	\$10,496,604	26	Habersham	\$65,828,903	-	Rockdale	\$0
-	Bryan	\$0	18	Hall	\$112,856,613	59	Schley	\$25,961,943
56	Bulloch	\$27,411,050	-	Hancock	\$0	-	Screven	\$0
112	Burke	\$30,000	47	Haralson	\$37,960,503	-	Seminole	\$0
-	Butts	\$0	109	Harris	\$100,000	101	Spalding	\$1,868,885
52	Calhoun	\$32,696,143	1	Hart	\$530,937,670	27	Stephens	\$62,512,628
-	Camden	\$0	32	Heard	\$54,703,342	-	Stewart	\$0
104	Candler	\$1,005,531	-	Henry	\$0	61	Sumter	\$23,361,822
12	Carroll	\$171,512,425	72	Houston	\$13,534,137	-	Talbot	\$0
67	Catoosa	\$16,148,392	77	Irwin	\$11,486,418	50	Taliaferro	\$34,465,252
89	Charlton	\$6,604,581	9	Jackson	\$213,591,726	5	Tattnall	\$304,101,877
-	Chatham	\$0	40	Jasper	\$47,986,225	60	Taylor	\$23,611,254
93	Chattahoochee	\$4,153,083	39	Jeff Davis	\$49,114,677	83	Telfair	\$9,192,375
42	Chattooga	\$43,196,208	-	Jefferson	\$0	-	Terrell	\$0
85	Cherokee	\$7,723,874	-	Jenkins	\$0	84	Thomas	\$8,896,013
108	Clarke	\$233,611	110	Johnson	\$92,500	-	Tift	\$0
-	Clay	\$0	90	Jones	\$6,073,876	62	Toombs	\$21,440,920
-	Clayton	\$0	53	Lamar	\$29,619,491	106	Towns	\$671,604
102	Clinch	\$1,488,186	-	Lanier	\$0	-	Treutlen	\$0
-	Cobb	\$0	92	Laurens	\$4,551,909	-	Troup	\$0
13	Coffee	\$169,259,871	-	Lee	\$0	75	Turner	\$11,834,200
8	Colquitt	\$248,736,680	-	Liberty	\$0	114	Twiggs	\$5,000
-	Columbia	\$0	115	Lincoln	\$4,800	99	Union	\$2,261,642
49	Cook	\$35,136,228	71	Long	\$13,863,940	54	Upson	\$28,111,596
-	Coweta	\$0	107	Lowndes	\$670,354	22	Walker	\$88,714,409
36	Crawford	\$51,432,649	44	Lumpkin	\$40,524,010	66	Walton	\$17,375,958
81	Crisp	\$10,175,051	17	Macon	\$117,654,539	73	Ware	\$13,003,557
68	Dade	\$15,148,167	3	Madison	\$380,425,454	-	Warren	\$0
23	Dawson	\$71,965,447	45	Marion	\$38,672,512	96	Washington	\$2,720,000
57	Decatur	\$26,925,772	-	McDuffie	\$0	64	Wayne	\$19,192,361
-	Dekalb	\$0	-	McIntosh	\$0	-	Webster	\$0
80	Dodge	\$10,340,602	-	Meriwether	\$0	111	Wheeler	\$72,000
58	Dooley	\$26,840,421	78	Miller	\$10,746,089	30	White	\$57,755,101
100	Dougherty	\$2,169,593	20	Mitchell	\$102,404,445	33	Whitfield	\$54,479,100
-	Douglas	\$0	48	Monroe	\$35,200,449	19	Wilcox	\$105,761,383
103	Early	\$1,206,637	87	Montgomery	\$6,703,539	16	Wilkes	\$129,888,001
-	Echols	\$0	31	Morgan	\$55,800,862	94	Wilkinson	\$3,784,492
-	Effingham	\$0	14	Murray	\$163,074,469	65	Worth	\$18,208,026
10	Elbert	\$199,112,222	-	Muscogee	\$0		Georgia	\$6,931,966,640
97	Emanuel	\$2,512,961	113	Newton	\$25,000			
46	Evans	\$38,372,881	51	Oconee	\$33,730,923			

2023 Georgia Ag-Based Tourism, Nature-Based Tourism, and Other Income Farm Gate Value

\$778,258,504

Ag-Based Tourism, Nature-Based Tourism, and Other Income 2023 Farm Gate Value



Ag & Nature-Based Tourism Farm Gate Value 2023

Rank	County	Farm gate Value	Rank	County	Farm gate Value
-	Appling	\$0	84	Glynn	\$142,500
-	Atkinson	\$0	86	Gordon	\$139,200
75	Bacon	\$200,000	28	Grady	\$1,214,000
41	Baker	\$593,600	-	Greene	\$0
23	Baldwin	\$1,438,450	-	Gwinnett	\$0
100	Banks	\$71,875	9	Habersham	\$3,551,000
116	Barrow	\$22,500	19	Hall	\$1,877,748
61	Bartow	\$307,500	62	Hancock	\$289,500
129	Ben Hill	\$6,000	74	Haralson	\$210,000
66	Berrien	\$261,725	16	Harris	\$2,145,300
-	Bibb	\$0	95	Hart	\$91,800
-	Bleckley	\$0	119	Heard	\$17,500
133	Brantley	\$350	33	Henry	\$780,000
51	Brooks	\$397,160	87	Houston	\$136,000
90	Bryan	\$112,500	83	Irwin	\$152,500
30	Bulloch	\$903,800	36	Jackson	\$711,625
76	Burke	\$194,400	18	Jasper	\$1,952,100
68	Butts	\$247,500	81	Jeff Davis	\$160,000
91	Calhoun	\$110,000	124	Jefferson	\$11,750
-	Camden	\$0	113	Jenkins	\$30,000
-	Candler	\$0	71	Johnson	\$225,938
11	Carroll	\$3,152,960	112	Jones	\$31,875
126	Catoosa	\$9,000	127	Lamar	\$7,500
53	Charlton	\$378,500	107	Lanier	\$41,250
49	Chatham	\$407,500	130	Laurens	\$4,125
-	Chattahoochee	\$0	98	Lee	\$75,200
79	Chattooga	\$174,500	65	Liberty	\$269,250
1	Cherokee	\$11,230,000	15	Lincoln	\$2,283,250
106	Clarke	\$42,000	113	Long	\$30,000
25	Clay	\$1,336,300	43	Lowndes	\$538,750
111	Clayton	\$32,679	38	Lumpkin	\$684,500
85	Clinch	\$140,000	128	Macon	\$6,250
-	Cobb	\$0	58	Madison	\$335,600
122	Coffee	\$12,500	7	Marion	\$4,430,750
13	Colquitt	\$2,664,000	47	McDuffie	\$462,000
88	Columbia	\$126,575	-	McIntosh	\$0
45	Cook	\$481,000	20	Meriwether	\$1,763,000
31	Coweta	\$870,000	110	Miller	\$33,500
101	Crawford	\$66,000	5	Mitchell	\$5,541,000
12	Crisp	\$2,860,000	77	Monroe	\$191,600
92	Dade	\$109,275	-	Montgomery	\$0
26	Dawson	\$1,303,500	6	Morgan	\$4,641,675
121	Decatur	\$13,000	-	Murray	\$0
-	Dekalb	\$0	-	Muscogee	\$0
34	Dodge	\$762,500	10	Newton	\$3,350,368
78	Dooly	\$187,500	70	Oconee	\$227,250
91	Dougherty	\$110,000	82	Oglethorpe	\$154,000
122	Douglas	\$12,500	57	Paulding	\$339,100
67	Early	\$249,750	69	Peach	\$236,000
59	Echols	\$325,000	108	Pickens	\$38,000
29	Effingham	\$1,013,500	-	Pierce	\$0
40	Elbert	\$621,750	80	Pike	\$171,900
32	Emanuel	\$852,500	56	Polk	\$359,000
123	Evans	\$12,000	117	Pulaski	\$20,000
14	Fannin	\$2,551,000	21	Putnam	\$1,474,500
99	Fayette	\$74,600	131	Quitman	\$1,500
89	Floyd	\$121,325	17	Rabun	\$2,100,000
52	Forsyth	\$390,000	118	Randolph	\$18,000
55	Franklin	\$360,000	104	Richmond	\$58,000
42	Fulton	\$539,400	48	Rockdale	\$411,600
2	Gilmer	\$7,595,079	132	Schley	\$800
63	Glascock	\$287,000	109	Screven	\$33,850

Rank	County	Farm gate Value
93	Seminole	\$92,550
120	Spalding	\$16,315
24	Stephens	\$1,403,500
107	Stewart	\$41,250
-	Sumter	\$0
103	Talbot	\$60,000
114	Taliaferro	\$25,000
94	Tattnall	\$92,500
64	Taylor	\$280,000
105	Telfair	\$45,250
115	Terrell	\$24,000
8	Thomas	\$3,781,585
54	Tift	\$370,447
3	Toombs	\$7,500,000
22	Towns	\$1,442,000
-	Treutlen	\$0
27	Troup	\$1,281,320
73	Turner	\$213,600
97	Twiggs	\$80,000
39	Union	\$683,000
125	Upson	\$11,500
60	Walker	\$315,000
102	Walton	\$61,000
-	Ware	\$0
44	Warren	\$515,000
97	Washington	\$80,000
46	Wayne	\$477,000
35	Webster	\$734,000
37	Wheeler	\$699,450
4	White	\$6,491,500
-	Whitfield	\$0
50	Wilcox	\$399,000
96	Wilkes	\$80,425
-	Wilkinson	\$0
72	Worth	\$220,300

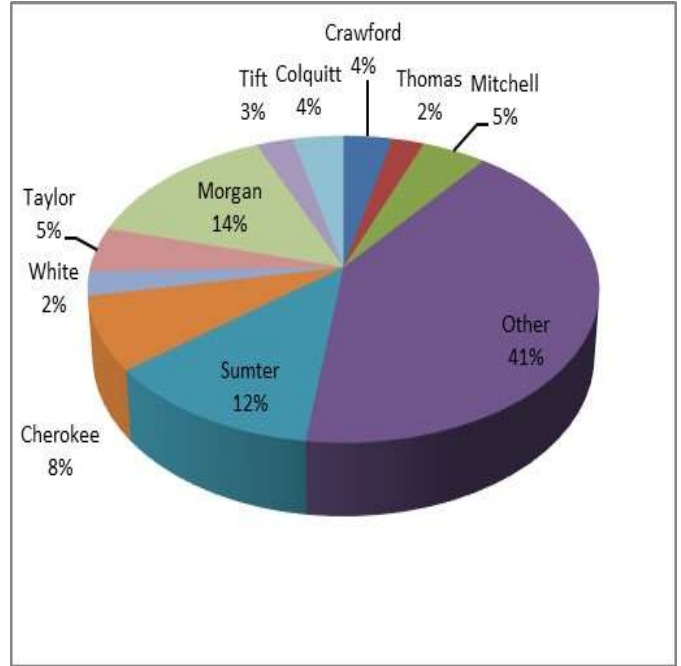
Totals & Avg. \$118,061,949

Percent of Other Income 15.17%

Top Ten Counties by Value - Ag & Nature-Based Tourism

County	Farm gate Value
Cherokee	\$11,230,000
Gilmer	\$7,595,079
Toombs	\$7,500,000
White	\$6,491,500
Mitchell	\$5,541,000
Morgan	\$4,641,675
Marion	\$4,430,750
Thomas	\$3,781,585
Habersham	\$3,551,000
Newton	\$3,350,368

**Top Ten Counties
For Ag & Nature-Based Tourism**



Crop Insurance Farm Gate Value 2023

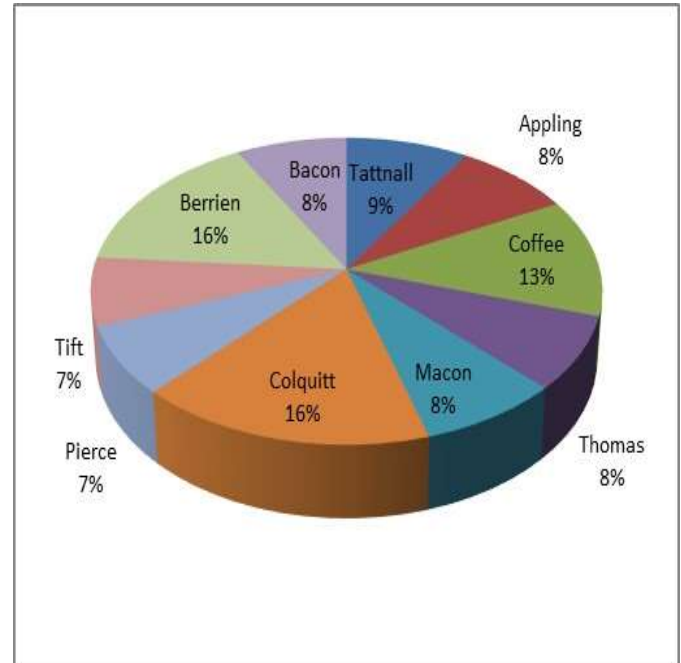
Rank	County	Farm gate Value	Rank	County	Farm gate Value
5	Appling	\$7,678,916	-	Glynn	\$0
16	Atkinson	\$5,674,318	69	Gordon	\$401,409
6	Bacon	\$7,333,965	41	Grady	\$2,428,768
27	Baker	\$4,020,055	126	Greene	\$370
-	Baldwin	\$0	-	Gwinnett	\$0
-	Banks	\$0	114	Habersham	\$12,504
-	Barrow	\$0	109	Hall	\$19,619
78	Bartow	\$178,769	122	Hancock	\$5,362
40	Ben Hill	\$2,481,408	-	Haralson	\$0
2	Berrien	\$14,263,905	-	Harris	\$0
92	Bibb	\$66,679	95	Hart	\$46,732
47	Bleckley	\$1,365,449	-	Heard	\$0
62	Brantley	\$707,564	106	Henry	\$23,127
15	Brooks	\$5,729,967	70	Houston	\$311,097
84	Bryan	\$109,039	11	Irwin	\$6,299,546
31	Bulloch	\$3,573,193	-	Jackson	\$0
44	Burke	\$1,794,933	87	Jasper	\$92,656
-	Butts	\$0	34	Jeff Davis	\$3,249,027
39	Calhoun	\$2,566,843	71	Jefferson	\$301,951
125	Camden	\$1,835	54	Jenkins	\$1,128,902
49	Candler	\$1,342,796	79	Johnson	\$169,909
115	Carroll	\$12,314	-	Jones	\$0
103	Catoosa	\$25,382	99	Lamar	\$31,088
97	Charlton	\$32,371	25	Lanier	\$4,617,320
124	Chatham	\$2,423	61	Laurens	\$842,213
-	Chattahoochee	\$0	26	Lee	\$4,578,801
117	Chattooga	\$10,230	-	Liberty	\$0
120	Cherokee	\$7,115	-	Lincoln	\$0
94	Clarke	\$48,986	88	Long	\$81,325
46	Clay	\$1,440,216	37	Lowndes	\$2,956,050
-	Clayton	\$0	-	Lumpkin	\$0
20	Clinch	\$5,140,673	7	Macon	\$7,187,953
-	Cobb	\$0	77	Madison	\$182,027
3	Coffee	\$11,407,757	82	Marion	\$121,877
1	Colquitt	\$15,009,850	-	McDuffie	\$0
-	Columbia	\$0	85	McIntosh	\$101,217
22	Cook	\$4,994,286	63	Meriwether	\$694,116
-	Coweta	\$0	17	Miller	\$5,547,621
35	Crawford	\$3,115,660	18	Mitchell	\$5,524,092
50	Crisp	\$1,305,820	65	Monroe	\$474,770
98	Dade	\$31,122	59	Montgomery	\$907,509
111	Dawson	\$16,483	67	Morgan	\$446,849
19	Decatur	\$5,325,625	75	Murray	\$198,641
-	Dekalb	\$0	-	Muscogee	\$0
56	Dodge	\$988,698	89	Newton	\$75,592
23	Dooly	\$4,879,125	90	Oconee	\$73,375
32	Dougherty	\$3,267,828	74	Oglethorpe	\$199,589
-	Douglas	\$0	-	Paulding	\$0
12	Early	\$6,090,074	29	Peach	\$3,956,708
81	Echols	\$122,712	100	Pickens	\$30,325
58	Effingham	\$913,382	10	Pierce	\$6,496,420
93	Elbert	\$60,082	86	Pike	\$96,378
52	Emanuel	\$1,212,036	91	Polk	\$69,039
55	Evans	\$1,071,979	57	Pulaski	\$919,008
108	Fannin	\$19,841	68	Putnam	\$445,335
-	Fayette	\$0	101	Quitman	\$27,815
73	Floyd	\$237,808	-	Rabun	\$0
102	Forsyth	\$25,670	43	Randolph	\$1,983,627
112	Franklin	\$15,357	113	Richmond	\$12,846
-	Fulton	\$0	-	Rockdale	\$0
110	Gilmer	\$17,643	64	Schley	\$620,384
105	Glascocok	\$23,289	42	Screven	\$2,287,786

Rank	County	Farm gate Value
38	Seminole	\$2,624,913
-	Spalding	\$0
-	Stephens	\$0
60	Stewart	\$875,008
30	Sumter	\$3,619,062
-	Talbot	\$0
107	Taliaferro	\$22,116
4	Tattnall	\$8,086,683
13	Taylor	\$5,992,670
28	Telfair	\$4,002,541
36	Terrell	\$3,103,100
8	Thomas	\$7,019,493
9	Tift	\$6,549,308
33	Toombs	\$3,265,514
-	Towns	\$0
76	Treutlen	\$193,024
-	Troup	\$0
45	Turner	\$1,766,754
66	Twiggs	\$467,913
116	Union	\$12,192
121	Upson	\$5,984
83	Walker	\$118,330
96	Walton	\$34,747
24	Ware	\$4,876,498
119	Warren	\$9,177
80	Washington	\$161,932
14	Wayne	\$5,982,439
53	Webster	\$1,190,617
48	Wheeler	\$1,358,398
123	White	\$3,006
104	Whitfield	\$24,289
51	Wilcox	\$1,279,240
72	Wilkes	\$276,248
118	Wilkinson	\$9,473
21	Worth	\$5,050,252
Totals & Avg.		\$260,021,067

Percent of Other Income 33.41%

Top Ten Counties

For Crop Insurance



Top Ten Counties by Value - Crop Insurance

County	Farm gate Value
Colquitt	\$15,009,850
Berrien	\$14,263,905
Coffee	\$11,407,757
Tattnall	\$8,086,683
Appling	\$7,678,916
Bacon	\$7,333,965
Macon	\$7,187,953
Thomas	\$7,019,493
Tift	\$6,549,308
Pierce	\$6,496,420

Government Payments Farm Gate Value 2023

Rank	County	Farm gate Value	Rank	County	Farm gate Value
12	Appling	\$8,144,914	146	Glynn	\$1,188
21	Atkinson	\$4,391,098	96	Gordon	\$82,334
9	Bacon	\$8,813,075	30	Grady	\$2,735,399
8	Baker	\$9,362,135	66	Greene	\$298,942
138	Baldwin	\$3,136	149	Gwinnett	\$868
88	Banks	\$138,754	106	Habersham	\$47,071
108	Barrow	\$41,918	76	Hall	\$194,477
69	Bartow	\$280,270	101	Hancock	\$60,859
36	Ben Hill	\$2,027,565	137	Haralson	\$3,767
25	Berrien	\$3,304,624	127	Harris	\$14,852
89	Bibb	\$133,416	78	Hart	\$180,620
47	Bleckley	\$1,053,824	133	Heard	\$5,780
83	Brantley	\$153,404	129	Henry	\$12,357
23	Brooks	\$4,102,150	64	Houston	\$355,131
117	Bryan	\$29,691	13	Irwin	\$7,581,242
29	Bulloch	\$2,868,116	67	Jackson	\$287,448
18	Burke	\$4,941,368	86	Jasper	\$142,305
93	Butts	\$106,729	20	Jeff Davis	\$4,600,841
7	Calhoun	\$9,536,630	41	Jefferson	\$1,461,547
151	Camden	\$627	38	Jenkins	\$1,907,273
63	Candler	\$450,096	70	Johnson	\$276,862
119	Carroll	\$21,865	82	Jones	\$158,680
134	Catoosa	\$5,247	72	Lamar	\$239,429
144	Charlton	\$1,516	40	Lanier	\$1,770,784
-	Chatham	\$0	56	Laurens	\$689,923
-	Chattahoochee	\$0	17	Lee	\$5,060,423
74	Chattooga	\$233,460	148	Liberty	\$885
107	Cherokee	\$43,710	102	Lincoln	\$58,105
123	Clarke	\$17,393	130	Long	\$9,657
45	Clay	\$1,136,595	43	Lowndes	\$1,368,130
-	Clayton	\$0	136	Lumpkin	\$4,968
34	Clinch	\$2,554,083	73	Macon	\$234,556
152	Cobb	\$318	80	Madison	\$179,653
4	Coffee	\$15,259,164	142	Marion	\$2,075
5	Colquitt	\$11,536,941	24	McDuffie	\$3,813,542
140	Columbia	\$2,590	77	McIntosh	\$192,644
31	Cook	\$2,734,512	95	Meriwether	\$82,396
112	Coweta	\$35,787	6	Miller	\$11,255,107
114	Crawford	\$33,119	2	Mitchell	\$17,794,988
35	Crisp	\$2,255,330	99	Monroe	\$64,685
105	Dade	\$50,000	54	Montgomery	\$723,432
-	Dawson	\$0	48	Morgan	\$931,103
1	Decatur	\$51,035,463	122	Murray	\$18,718
-	Dekalb	\$0	-	Muscogee	\$0
28	Dodge	\$3,068,025	125	Newton	\$15,726
14	Dooley	\$6,523,131	97	Oconee	\$70,265
68	Dougherty	\$287,173	65	Oglethorpe	\$317,480
132	Douglas	\$7,325	153	Paulding	\$289
16	Early	\$5,836,856	84	Peach	\$153,029
60	Echols	\$566,220	113	Pickens	\$33,798
44	Effingham	\$1,167,968	15	Pierce	\$6,360,269
98	Elbert	\$64,695	71	Pike	\$276,242
42	Emanuel	\$1,406,054	128	Polk	\$14,576
92	Evans	\$118,708	61	Pulaski	\$499,981
147	Fannin	\$1,023	62	Putnam	\$476,278
100	Fayette	\$63,881	79	Quitman	\$180,461
91	Floyd	\$121,886	141	Rabun	\$2,322
135	Forsyth	\$5,140	39	Randolph	\$1,836,117
104	Franklin	\$50,096	143	Richmond	\$1,682
139	Fulton	\$3,067	150	Rockdale	\$645
87	Gilmer	\$139,279	81	Schley	\$175,032
115	Glascock	\$30,620	33	Screven	\$2,578,150

Rank	County	Farm gate Value
3	Seminole	\$15,321,293
111	Spalding	\$39,635
131	Stephens	\$8,519
55	Stewart	\$718,086
32	Sumter	\$2,629,351
116	Talbot	\$30,481
85	Taliaferro	\$149,253
50	Tattnall	\$838,970
118	Taylor	\$28,118
53	Telfair	\$731,938
27	Terrell	\$3,105,887
22	Thomas	\$4,215,204
19	Tift	\$4,887,047
52	Toombs	\$776,330
145	Towns	\$1,500
75	Treutlen	\$199,633
94	Troup	\$92,946
10	Turner	\$8,737,523
51	Twiggs	\$833,954
121	Union	\$19,155
110	Upson	\$39,774
59	Walker	\$576,303
120	Walton	\$21,734
46	Ware	\$1,108,163
109	Warren	\$41,613
57	Washington	\$659,158
49	Wayne	\$900,100
37	Webster	\$1,935,286
90	Wheeler	\$132,444
126	White	\$14,917
124	Whitfield	\$16,434
26	Wilcox	\$3,302,353
58	Wilkes	\$650,654
103	Wilkinson	\$56,511
11	Worth	\$8,555,364

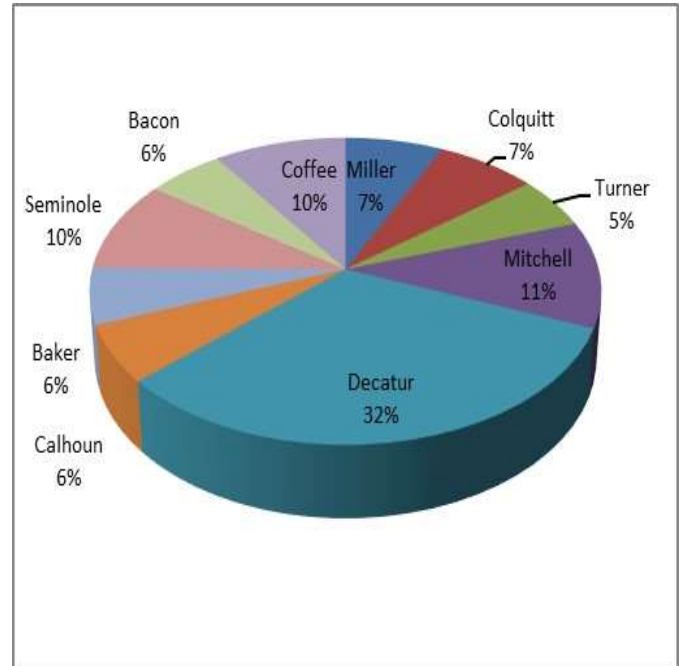
Totals & Avg. \$305,574,802

Percent of Other Income 39.26%

Top Ten Counties by Value - Government Payments

County	Farm gate Value
Decatur	\$51,035,463
Mitchell	\$17,794,988
Seminole	\$15,321,293
Coffee	\$15,259,164
Colquitt	\$11,536,941
Miller	\$11,255,107
Calhoun	\$9,536,630
Baker	\$9,362,135
Bacon	\$8,813,075
Turner	\$8,737,523

**Top Ten Counties
For Government Payments**



Hunting Leases - Deer Farm Gate Value 2023

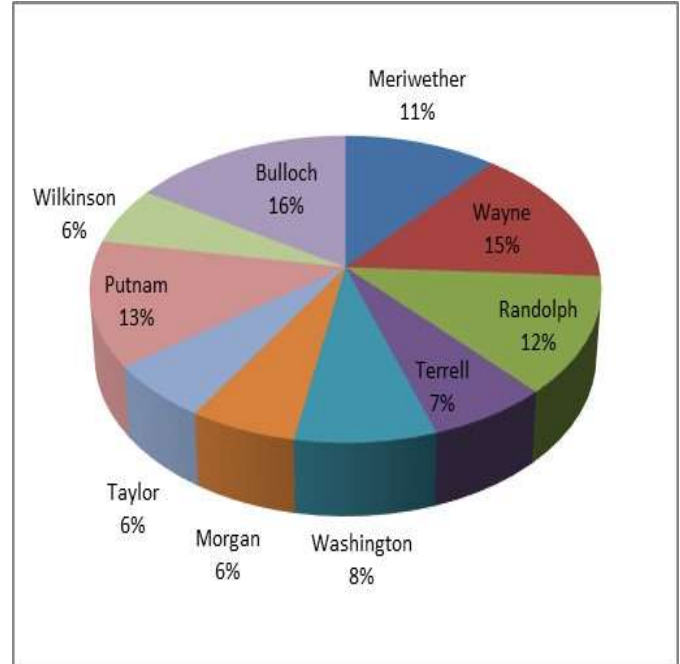
Rank	County	Acres	\$/Acre	Farm gate	Rank	County	Acres	\$/Acre	Farm gate
73	Appling	10,000	\$10.00	\$100,000	-	Glynn	0	\$0.00	\$0
11	Atkinson	150,000	\$8.00	\$1,200,000	-	Gordon	0	\$0.00	\$0
79	Bacon	3,000	\$12.00	\$36,000	42	Grady	35,000	\$10.00	\$350,000
21	Baker	40,000	\$20.00	\$800,000	60	Greene	10,500	\$15.00	\$157,500
15	Baldwin	54,000	\$20.00	\$1,080,000	-	Gwinnett	0	\$0.00	\$0
-	Banks	0	\$0.00	\$0	-	Habersham	0	\$0.00	\$0
95	Barrow	50	\$35.00	\$1,750	43	Hall	15,160	\$22.00	\$333,520
74	Bartow	3,000	\$30.00	\$90,000	16	Hancock	30,000	\$35.00	\$1,050,000
-	Ben Hill	0	\$0.00	\$0	92	Haralson	1,500	\$2.73	\$4,095
25	Berrien	50,000	\$12.00	\$600,000	52	Harris	5,000	\$50.00	\$250,000
-	Bibb	0	\$0.00	\$0	77	Hart	4,000	\$12.00	\$48,000
48	Bleckley	30,000	\$10.00	\$300,000	20	Heard	70,000	\$12.00	\$840,000
46	Brantley	35,000	\$9.00	\$315,000	-	Henry	0	\$0.00	\$0
-	Brooks	0	\$0.00	\$0	30	Houston	30,000	\$16.00	\$480,000
44	Bryan	22,000	\$15.00	\$330,000	-	Irwin	0	\$0.00	\$0
1	Bulloch	270,000	\$15.00	\$4,050,000	57	Jackson	5,500	\$35.00	\$192,500
37	Burke	30,000	\$13.00	\$390,000	16	Jasper	75,000	\$14.00	\$1,050,000
90	Butts	450	\$15.00	\$6,750	21	Jeff Davis	80,000	\$10.00	\$800,000
41	Calhoun	22,000	\$16.00	\$352,000	13	Jefferson	75,000	\$15.00	\$1,125,000
40	Camden	60,000	\$6.00	\$360,000	59	Jenkins	15,000	\$12.00	\$180,000
58	Candler	15,000	\$12.50	\$187,500	26	Johnson	50,000	\$11.50	\$575,000
47	Carroll	26,000	\$12.00	\$312,000	25	Jones	40,000	\$15.00	\$600,000
-	Catoosa	0	\$0.00	\$0	53	Lamar	20,000	\$12.00	\$240,000
35	Charlton	45,000	\$9.00	\$405,000	-	Lanier	0	\$0.00	\$0
-	Chatham	0	\$0.00	\$0	51	Laurens	23,150	\$12.00	\$277,800
-	Chattahoochee	0	\$0.00	\$0	53	Lee	20,000	\$12.00	\$240,000
80	Chattooga	2,500	\$14.00	\$35,000	63	Liberty	9,200	\$15.00	\$138,000
-	Cherokee	0	\$0.00	\$0	19	Lincoln	60,000	\$15.00	\$900,000
-	Clarke	0	\$0.00	\$0	9	Long	100,000	\$15.00	\$1,500,000
56	Clay	10,000	\$20.00	\$200,000	55	Lowndes	12,000	\$17.00	\$204,000
82	Clayton	785	\$40.00	\$31,400	89	Lumpkin	600	\$12.00	\$7,200
29	Clinch	50,000	\$10.00	\$500,000	14	Macon	55,000	\$20.00	\$1,100,000
-	Cobb	0	\$0.00	\$0	80	Madison	3,500	\$10.00	\$35,000
54	Coffee	19,200	\$12.00	\$230,400	12	Marion	55,000	\$21.00	\$1,155,000
34	Colquitt	35,000	\$12.00	\$420,000	-	McDuffie	0	\$0.00	\$0
16	Columbia	35,000	\$30.00	\$1,050,000	-	McIntosh	0	\$0.00	\$0
28	Cook	35,000	\$15.00	\$525,000	5	Meriwether	187,000	\$15.00	\$2,805,000
-	Coweta	0	\$0.00	\$0	56	Miller	2,000	\$100.00	\$200,000
-	Crawford	0	\$0.00	\$0	40	Mitchell	30,000	\$12.00	\$360,000
75	Crisp	4,000	\$20.00	\$80,000	88	Monroe	350	\$25.00	\$8,750
59	Dade	10,000	\$18.00	\$180,000	70	Montgomery	7,700	\$15.00	\$115,500
79	Dawson	3,000	\$12.00	\$36,000	9	Morgan	75,000	\$20.00	\$1,500,000
76	Decatur	5,000	\$12.00	\$60,000	86	Murray	1,500	\$12.00	\$18,000
-	Dekalb	0	\$0.00	\$0	-	Muscogee	0	\$0.00	\$0
18	Dodge	75,000	\$12.67	\$950,250	39	Newton	2,500	\$150.00	\$375,000
17	Dooley	50,000	\$20.00	\$1,000,000	-	Oconee	0	\$0.00	\$0
24	Dougherty	50,500	\$12.00	\$606,000	62	Oglethorpe	10,000	\$15.00	\$150,000
-	Douglas	0	\$0.00	\$0	-	Paulding	0	\$0.00	\$0
9	Early	20,000	\$75.00	\$1,500,000	17	Peach	50,000	\$20.00	\$1,000,000
29	Echols	50,000	\$10.00	\$500,000	93	Pickens	25	\$150.00	\$3,750
71	Effingham	3,500	\$32.00	\$112,000	48	Pierce	25,000	\$12.00	\$300,000
68	Elbert	5,000	\$25.00	\$125,000	67	Pike	8,000	\$15.90	\$127,200
22	Emanuel	60,000	\$13.00	\$780,000	72	Polk	2,300	\$45.00	\$103,500
61	Evans	12,000	\$13.00	\$156,000	83	Pulaski	1,500	\$20.00	\$30,000
96	Fannin	150	\$10.00	\$1,500	3	Putnam	95,000	\$35.00	\$3,325,000
-	Fayette	0	\$0.00	\$0	49	Quitman	24,000	\$12.00	\$288,000
25	Floyd	25,000	\$24.00	\$600,000	-	Rabun	0	\$0.00	\$0
-	Forsyth	0	\$0.00	\$0	4	Randolph	195,000	\$16.00	\$3,120,000
65	Franklin	9,000	\$15.00	\$135,000	-	Richmond	0	\$0.00	\$0
91	Fulton	81	\$67.00	\$5,427	87	Rockdale	1,000	\$14.00	\$14,000
81	Gilmer	1,750	\$18.00	\$31,500	27	Schley	28,000	\$20.00	\$560,000
30	Glascoc	30,000	\$16.00	\$480,000	50	Screven	22,000	\$13.00	\$286,000

Rank	County	Acres	\$/Acre	Farm gate
85	Seminole	1,300	\$15.00	\$19,500
78	Spalding	2,200	\$20.00	\$44,000
74	Stephens	5,000	\$18.00	\$90,000
45	Stewart	20,000	\$16.00	\$320,000
32	Sumter	36,750	\$12.50	\$459,375
74	Talbot	3,000	\$30.00	\$90,000
-	Taliaferro	0	\$0.00	\$0
-	Tattnall	0	\$0.00	\$0
9	Taylor	75,000	\$20.00	\$1,500,000
33	Telfair	45,000	\$10.00	\$450,000
7	Terrell	85,000	\$20.00	\$1,700,000
69	Thomas	2,250	\$55.00	\$123,750
40	Tift	18,000	\$20.00	\$360,000
58	Toombs	15,000	\$12.50	\$187,500
-	Towns	0	\$0.00	\$0
-	Treutlen	0	\$0.00	\$0
36	Troup	20,000	\$20.00	\$400,000
64	Turner	11,280	\$12.00	\$135,360
33	Twiggs	30,000	\$15.00	\$450,000
-	Union	0	\$0.00	\$0
30	Upson	40,000	\$12.00	\$480,000
31	Walker	23,000	\$20.00	\$460,000
84	Walton	1,750	\$12.00	\$21,000
23	Ware	60,000	\$12.00	\$720,000
21	Warren	80,000	\$10.00	\$800,000
6	Washington	180,000	\$11.00	\$1,980,000
2	Wayne	250,000	\$15.00	\$3,750,000
10	Webster	60,000	\$21.00	\$1,260,000
66	Wheeler	11,000	\$12.00	\$132,000
94	White	250	\$12.00	\$3,000
-	Whitfield	0	\$0.00	\$0
38	Wilcox	21,000	\$18.00	\$378,000
56	Wilkes	20,000	\$10.00	\$200,000
8	Wilkinson	130,000	\$12.00	\$1,560,000
39	Worth	25,000	\$15.00	\$375,000

Totals & Avg. 4,406,731 \$68,217,277

Percent of Other Income 8.77%

Top Ten Counties
For Hunting Leases - Deer



Top Ten Counties by Value - Hunting Leases - Deer

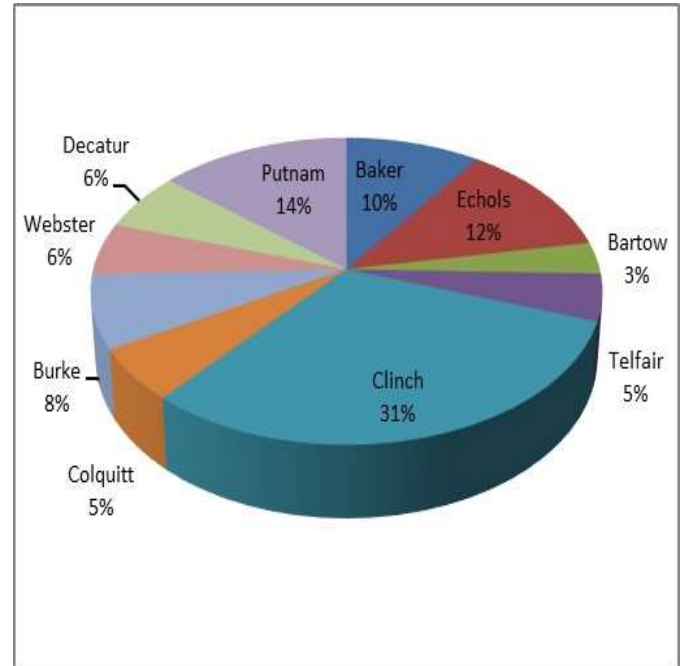
County	Acres	\$/Acre	Farm gate
Bulloch	270,000	\$15.00	\$4,050,000
Wayne	250,000	\$15.00	\$3,750,000
Putnam	95,000	\$35.00	\$3,325,000
Randolph	195,000	\$16.00	\$3,120,000
Meriwether	187,000	\$15.00	\$2,805,000
Washington	180,000	\$11.00	\$1,980,000
Terrell	85,000	\$20.00	\$1,700,000
Wilkinson	130,000	\$12.00	\$1,560,000
Early	20,000	\$75.00	\$1,500,000
Long	100,000	\$15.00	\$1,500,000

Hunting Leases - Duck Farm Gate Value 2023

Rank	County	Acres	\$/Acre	Farm gate	Rank	County	Acres	\$/Acre	Farm gate
-	Appling	0	\$0.00	\$0	-	Glynn	0	\$0.00	\$0
-	Atkinson	0	\$0.00	\$0	-	Gordon	0	\$0.00	\$0
41	Bacon	15	\$50.00	\$750	16	Grady	575	\$50.00	\$28,750
4	Baker	5,300	\$30.00	\$159,000	-	Greene	0	\$0.00	\$0
13	Baldwin	500	\$75.00	\$37,500	-	Gwinnett	0	\$0.00	\$0
-	Banks	0	\$0.00	\$0	-	Habersham	0	\$0.00	\$0
-	Barrow	0	\$0.00	\$0	-	Hall	0	\$0.00	\$0
9	Bartow	1,800	\$30.00	\$54,000	31	Hancock	100	\$75.00	\$7,500
-	Ben Hill	0	\$0.00	\$0	-	Haralson	0	\$0.00	\$0
33	Berrien	100	\$50.00	\$5,000	15	Harris	500	\$60.00	\$30,000
-	Bibb	0	\$0.00	\$0	39	Hart	25	\$50.00	\$1,250
23	Bleckley	300	\$50.00	\$15,000	-	Heard	0	\$0.00	\$0
-	Brantley	0	\$0.00	\$0	-	Henry	0	\$0.00	\$0
-	Brooks	0	\$0.00	\$0	-	Houston	0	\$0.00	\$0
-	Bryan	0	\$0.00	\$0	-	Irwin	0	\$0.00	\$0
27	Bulloch	225	\$50.00	\$11,250	32	Jackson	200	\$35.00	\$7,000
5	Burke	2,500	\$50.00	\$125,000	33	Jasper	200	\$25.00	\$5,000
-	Butts	0	\$0.00	\$0	14	Jeff Davis	3,000	\$12.00	\$36,000
22	Calhoun	300	\$60.00	\$18,000	-	Jefferson	0	\$0.00	\$0
-	Camden	0	\$0.00	\$0	36	Jenkins	250	\$12.00	\$3,000
43	Candler	100	\$5.00	\$500	33	Johnson	50	\$100.00	\$5,000
21	Carroll	1,600	\$12.00	\$19,200	-	Jones	0	\$0.00	\$0
-	Catoosa	0	\$0.00	\$0	-	Lamar	0	\$0.00	\$0
-	Charlton	0	\$0.00	\$0	-	Lanier	0	\$0.00	\$0
-	Chatham	0	\$0.00	\$0	-	Laurens	0	\$0.00	\$0
-	Chattahoochee	0	\$0.00	\$0	33	Lee	100	\$50.00	\$5,000
-	Chattooga	0	\$0.00	\$0	-	Liberty	0	\$0.00	\$0
-	Cherokee	0	\$0.00	\$0	42	Lincoln	20	\$30.00	\$600
-	Clarke	0	\$0.00	\$0	-	Long	0	\$0.00	\$0
-	Clay	0	\$0.00	\$0	35	Lowndes	500	\$7.00	\$3,500
-	Clayton	0	\$0.00	\$0	-	Lumpkin	0	\$0.00	\$0
1	Clinch	20,000	\$25.00	\$500,000	-	Macon	0	\$0.00	\$0
-	Cobb	0	\$0.00	\$0	-	Madison	0	\$0.00	\$0
-	Coffee	0	\$0.00	\$0	20	Marion	1,200	\$18.00	\$21,600
7	Colquitt	1,800	\$50.00	\$90,000	-	McDuffie	0	\$0.00	\$0
28	Columbia	200	\$55.00	\$11,000	-	McIntosh	0	\$0.00	\$0
-	Cook	0	\$0.00	\$0	18	Meriwether	500	\$45.00	\$22,500
-	Coweta	0	\$0.00	\$0	-	Miller	0	\$0.00	\$0
-	Crawford	0	\$0.00	\$0	17	Mitchell	500	\$50.00	\$25,000
38	Crisp	200	\$10.00	\$2,000	43	Monroe	25	\$20.00	\$500
-	Dade	0	\$0.00	\$0	-	Montgomery	0	\$0.00	\$0
-	Dawson	0	\$0.00	\$0	41	Morgan	25	\$30.00	\$750
6	Decatur	2,000	\$50.00	\$100,000	-	Murray	0	\$0.00	\$0
-	Dekalb	0	\$0.00	\$0	-	Muscogee	0	\$0.00	\$0
-	Dodge	0	\$0.00	\$0	27	Newton	150	\$75.00	\$11,250
40	Dooly	50	\$22.00	\$1,100	-	Oconee	0	\$0.00	\$0
37	Dougherty	50	\$50.00	\$2,500	-	Oglethorpe	0	\$0.00	\$0
-	Douglas	0	\$0.00	\$0	-	Paulding	0	\$0.00	\$0
-	Early	0	\$0.00	\$0	-	Peach	0	\$0.00	\$0
3	Echols	20,000	\$10.00	\$200,000	-	Pickens	0	\$0.00	\$0
-	Effingham	0	\$0.00	\$0	10	Pierce	1,000	\$50.00	\$50,000
17	Elbert	1,000	\$25.00	\$25,000	-	Pike	0	\$0.00	\$0
30	Emanuel	1,000	\$8.00	\$8,000	-	Polk	0	\$0.00	\$0
-	Evans	0	\$0.00	\$0	-	Pulaski	0	\$0.00	\$0
-	Fannin	0	\$0.00	\$0	2	Putnam	1,500	\$150.00	\$225,000
-	Fayette	0	\$0.00	\$0	-	Quitman	0	\$0.00	\$0
-	Floyd	0	\$0.00	\$0	-	Rabun	0	\$0.00	\$0
-	Forsyth	0	\$0.00	\$0	-	Randolph	0	\$0.00	\$0
17	Franklin	500	\$50.00	\$25,000	-	Richmond	0	\$0.00	\$0
-	Fulton	0	\$0.00	\$0	-	Rockdale	0	\$0.00	\$0
-	Gilmer	0	\$0.00	\$0	26	Schley	800	\$15.00	\$12,000
24	Glascok	135	\$95.00	\$12,825	29	Screven	200	\$50.00	\$10,000

Rank	County	Acres	\$/Acre	Farm gate
25	Seminole	250	\$50.00	\$12,500
-	Spalding	0	\$0.00	\$0
-	Stephens	0	\$0.00	\$0
-	Stewart	0	\$0.00	\$0
31	Sumter	600	\$12.50	\$7,500
-	Talbot	0	\$0.00	\$0
-	Taliaferro	0	\$0.00	\$0
-	Tattnall	0	\$0.00	\$0
-	Taylor	0	\$0.00	\$0
8	Telfair	4,000	\$20.00	\$80,000
23	Terrell	250	\$60.00	\$15,000
12	Thomas	1,150	\$35.00	\$40,250
39	Tift	25	\$50.00	\$1,250
-	Toombs	0	\$0.00	\$0
-	Towns	0	\$0.00	\$0
-	Treutlen	0	\$0.00	\$0
11	Troup	700	\$60.00	\$42,000
29	Turner	200	\$50.00	\$10,000
-	Twiggs	0	\$0.00	\$0
-	Union	0	\$0.00	\$0
-	Upson	0	\$0.00	\$0
-	Walker	0	\$0.00	\$0
-	Walton	0	\$0.00	\$0
10	Ware	1,000	\$50.00	\$50,000
19	Warren	140	\$160.00	\$22,400
17	Washington	500	\$50.00	\$25,000
-	Wayne	0	\$0.00	\$0
7	Webster	5,000	\$18.00	\$90,000
22	Wheeler	600	\$30.00	\$18,000
-	White	0	\$0.00	\$0
-	Whitfield	0	\$0.00	\$0
34	Wilcox	80	\$45.00	\$3,600
-	Wilkes	0	\$0.00	\$0
-	Wilkinson	0	\$0.00	\$0
-	Worth	0	\$0.00	\$0
Totals & Avg.		85,590		\$2,351,325
			Percent of Other Income	0.30%

Top Ten Counties For Hunting Leases - Duck



Top Ten Counties by Value - Hunting Leases - Duck

County	Acres	\$/Acre	Farm gate
Clinch	20,000	\$25.00	\$500,000
Putnam	1,500	\$150.00	\$225,000
Echols	20,000	\$10.00	\$200,000
Baker	5,300	\$30.00	\$159,000
Burke	2,500	\$50.00	\$125,000
Decatur	2,000	\$50.00	\$100,000
Colquitt	1,800	\$50.00	\$90,000
Webster	5,000	\$18.00	\$90,000
Telfair	4,000	\$20.00	\$80,000
Bartow	1,800	\$30.00	\$54,000

Hunting Leases - Turkey Farm Gate Value 2023

Rank	County	Acres	\$/Acre	Farm gate
34	Appling	10,000	\$10.00	\$100,000
34	Atkinson	50,000	\$2.00	\$100,000
75	Bacon	1,000	\$2.00	\$2,000
38	Baker	2,500	\$30.00	\$75,000
10	Baldwin	54,000	\$10.00	\$540,000
-	Banks	0	\$0.00	\$0
-	Barrow	0	\$0.00	\$0

Rank	County	Acres	\$/Acre	Farm gate
43	Bartow	1,800	\$30.00	\$54,000
-	Ben Hill	0	\$0.00	\$0
64	Berrien	4,000	\$2.00	\$8,000
-	Bibb	0	\$0.00	\$0
27	Bleckley	15,000	\$10.00	\$150,000
68	Brantley	2,500	\$2.00	\$5,000
-	Brooks	0	\$0.00	\$0

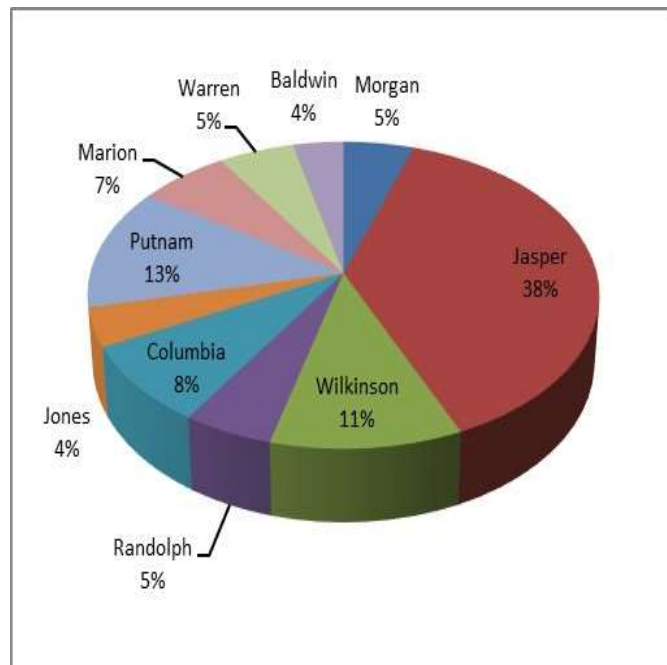
Rank	County	Acres	\$/Acre	Farm gate	Rank	County	Acres	\$/Acre	Farm gate
17	Bryan	21,000	\$15.00	\$315,000	1	Jasper	75,000	\$75.00	\$5,625,000
20	Bulloch	100,000	\$2.75	\$275,000	25	Jeff Davis	80,000	\$2.00	\$160,000
62	Burke	3,000	\$3.00	\$9,000	14	Jefferson	25,000	\$15.00	\$375,000
-	Butts	0	\$0.00	\$0	55	Jenkins	5,000	\$5.00	\$25,000
52	Calhoun	10,000	\$3.00	\$30,000	52	Johnson	10,000	\$3.00	\$30,000
15	Camden	60,000	\$6.00	\$360,000	9	Jones	40,000	\$15.00	\$600,000
52	Candler	10,000	\$3.00	\$30,000	47	Lamar	20,000	\$2.00	\$40,000
26	Carroll	13,000	\$12.00	\$156,000	-	Lanier	0	\$0.00	\$0
-	Catoosa	0	\$0.00	\$0	19	Laurens	23,150	\$12.00	\$277,800
65	Charlton	3,500	\$2.00	\$7,000	70	Lee	2,000	\$2.00	\$4,000
-	Chatham	0	\$0.00	\$0	30	Liberty	9,200	\$15.00	\$138,000
-	Chattahoochee	0	\$0.00	\$0	36	Lincoln	35,000	\$2.50	\$87,500
74	Chattooga	750	\$3.00	\$2,250	-	Long	0	\$0.00	\$0
-	Cherokee	0	\$0.00	\$0	53	Lowndes	4,000	\$7.00	\$28,000
-	Clarke	0	\$0.00	\$0	77	Lumpkin	50	\$8.00	\$400
-	Clay	0	\$0.00	\$0	16	Macon	55,000	\$6.00	\$330,000
58	Clayton	683	\$25.00	\$17,075	75	Madison	100	\$20.00	\$2,000
44	Clinch	10,000	\$5.00	\$50,000	5	Marion	50,000	\$19.00	\$950,000
-	Cobb	0	\$0.00	\$0	-	McDuffie	0	\$0.00	\$0
52	Coffee	6,000	\$5.00	\$30,000	-	McIntosh	0	\$0.00	\$0
51	Colquitt	8,000	\$4.00	\$32,000	48	Meriwether	7,200	\$5.00	\$36,000
4	Columbia	35,000	\$35.00	\$1,225,000	44	Miller	1,000	\$50.00	\$50,000
61	Cook	1,000	\$10.00	\$10,000	75	Mitchell	1,000	\$2.00	\$2,000
-	Coweta	0	\$0.00	\$0	71	Monroe	200	\$15.00	\$3,000
-	Crawford	0	\$0.00	\$0	56	Montgomery	1,600	\$12.00	\$19,200
67	Crisp	600	\$10.00	\$6,000	7	Morgan	75,000	\$10.00	\$750,000
52	Dade	3,000	\$10.00	\$30,000	57	Murray	1,500	\$12.00	\$18,000
62	Dawson	3,000	\$3.00	\$9,000	-	Muscogee	0	\$0.00	\$0
61	Decatur	1,000	\$10.00	\$10,000	52	Newton	300	\$100.00	\$30,000
-	Dekalb	0	\$0.00	\$0	-	Oconee	0	\$0.00	\$0
44	Dodge	12,500	\$4.00	\$50,000	-	Oglethorpe	0	\$0.00	\$0
34	Dooly	5,000	\$20.00	\$100,000	-	Paulding	0	\$0.00	\$0
33	Dougherty	50,500	\$2.00	\$101,000	-	Peach	0	\$0.00	\$0
-	Douglas	0	\$0.00	\$0	-	Pickens	0	\$0.00	\$0
55	Early	500	\$50.00	\$25,000	61	Pierce	5,000	\$2.00	\$10,000
11	Echols	50,000	\$10.00	\$500,000	42	Pike	8,000	\$6.82	\$54,560
61	Effingham	500	\$20.00	\$10,000	54	Polk	575	\$45.00	\$25,875
34	Elbert	4,000	\$25.00	\$100,000	-	Pulaski	0	\$0.00	\$0
44	Emanuel	10,000	\$5.00	\$50,000	2	Putnam	95,000	\$20.00	\$1,900,000
67	Evans	2,000	\$3.00	\$6,000	28	Quitman	18,000	\$8.00	\$144,000
-	Fannin	0	\$0.00	\$0	-	Rabun	0	\$0.00	\$0
-	Fayette	0	\$0.00	\$0	8	Randolph	105,000	\$7.00	\$735,000
31	Floyd	5,000	\$24.00	\$120,000	-	Richmond	0	\$0.00	\$0
-	Forsyth	0	\$0.00	\$0	72	Rockdale	1,100	\$2.50	\$2,750
61	Franklin	5,000	\$2.00	\$10,000	12	Schley	20,000	\$20.00	\$400,000
-	Fulton	0	\$0.00	\$0	46	Screven	15,000	\$2.75	\$41,250
73	Gilmer	450	\$6.00	\$2,700	60	Seminole	6,500	\$2.00	\$13,000
24	Glascocok	14,000	\$14.00	\$196,000	-	Spalding	0	\$0.00	\$0
-	Glynn	0	\$0.00	\$0	35	Stephens	5,000	\$18.00	\$90,000
-	Gordon	0	\$0.00	\$0	29	Stewart	20,000	\$7.00	\$140,000
66	Grady	3,400	\$2.00	\$6,800	45	Sumter	3,750	\$12.50	\$46,875
38	Greene	5,000	\$15.00	\$75,000	35	Talbot	3,000	\$30.00	\$90,000
-	Gwinnett	0	\$0.00	\$0	-	Taliaferro	0	\$0.00	\$0
-	Habersham	0	\$0.00	\$0	-	Tattnall	0	\$0.00	\$0
18	Hall	15,160	\$20.00	\$303,200	-	Taylor	0	\$0.00	\$0
22	Hancock	12,000	\$20.00	\$240,000	34	Telfair	10,000	\$10.00	\$100,000
-	Haralson	0	\$0.00	\$0	38	Terrell	15,000	\$5.00	\$75,000
23	Harris	4,000	\$50.00	\$200,000	41	Thomas	1,150	\$50.00	\$57,500
69	Hart	400	\$12.00	\$4,800	59	Tift	1,000	\$15.00	\$15,000
35	Heard	45,000	\$2.00	\$90,000	-	Toombs	0	\$0.00	\$0
-	Henry	0	\$0.00	\$0	-	Towns	0	\$0.00	\$0
-	Houston	0	\$0.00	\$0	-	Treutlen	0	\$0.00	\$0
-	Irwin	0	\$0.00	\$0	40	Troup	6,500	\$10.00	\$65,000
63	Jackson	250	\$35.00	\$8,750	32	Turner	9,000	\$11.50	\$103,500

Rank	County	Acres	\$/Acre	Farm gate
21	Twiggs	20,000	\$12.50	\$250,000
-	Union	0	\$0.00	\$0
12	Upson	40,000	\$10.00	\$400,000
50	Walker	5,000	\$6.82	\$34,100
76	Walton	550	\$2.00	\$1,100
38	Ware	7,500	\$10.00	\$75,000
6	Warren	80,000	\$10.00	\$800,000
59	Washington	5,000	\$3.00	\$15,000
49	Wayne	5,000	\$7.00	\$35,000
13	Webster	20,000	\$19.00	\$380,000
37	Wheeler	8,000	\$10.00	\$80,000
71	White	250	\$12.00	\$3,000
-	Whitfield	0	\$0.00	\$0
39	Wilcox	9,000	\$8.00	\$72,000
37	Wilkes	20,000	\$4.00	\$80,000
3	Wilkinson	130,000	\$12.00	\$1,560,000
43	Worth	18,000	\$3.00	\$54,000
Totals & Avg.		1,913,168		\$23,365,985
			Percent of Other Income	3.00%

Top Ten Counties by Value - Hunting Leases - Turkey

County	Acres	\$/Acre	Farm gate
Jasper	75,000	\$75.00	\$5,625,000
Putnam	95,000	\$20.00	\$1,900,000
Wilkinson	130,000	\$12.00	\$1,560,000
Columbia	35,000	\$35.00	\$1,225,000
Marion	50,000	\$19.00	\$950,000
Warren	80,000	\$10.00	\$800,000
Morgan	75,000	\$10.00	\$750,000
Randolph	105,000	\$7.00	\$735,000
Jones	40,000	\$15.00	\$600,000
Baldwin	54,000	\$10.00	\$540,000

Top Ten Counties For Hunting Leases - Turkey



Miscellaneous Income Farm Gate Value 2023

Rank	County	Farm gate	Rank	County	Farm gate	Rank	County	Farm gate
-	Appling	\$0	-	Fayette	\$0	-	Peach	\$0
-	Atkinson	\$0	-	Floyd	\$0	-	Pickens	\$0
11	Bacon	\$7,500	-	Forsyth	\$0	11	Pierce	\$7,500
13	Baker	\$1,200	-	Franklin	\$0	-	Pike	\$0
-	Baldwin	\$0	-	Fulton	\$0	-	Polk	\$0
-	Banks	\$0	9	Gilmer	\$10,000	-	Pulaski	\$0
-	Barrow	\$0	-	Glascok	\$0	8	Putnam	\$12,000
-	Bartow	\$0	-	Glynn	\$0	-	Quitman	\$0
-	Ben Hill	\$0	-	Gordon	\$0	-	Rabun	\$0
-	Berrien	\$0	-	Grady	\$0	-	Randolph	\$0
-	Bibb	\$0	-	Greene	\$0	-	Richmond	\$0
-	Bleckley	\$0	-	Gwinnett	\$0	-	Rockdale	\$0
4	Brantley	\$45,000	-	Habersham	\$0	-	Schley	\$0
-	Brooks	\$0	-	Hall	\$0	-	Screven	\$0
-	Bryan	\$0	7	Hancock	\$15,000	-	Seminole	\$0
-	Bulloch	\$0	-	Haralson	\$0	-	Spalding	\$0
-	Burke	\$0	-	Harris	\$0	-	Stephens	\$0
-	Butts	\$0	-	Hart	\$0	10	Stewart	\$7,900
-	Calhoun	\$0	-	Heard	\$0	-	Sumter	\$0
-	Camden	\$0	-	Henry	\$0	-	Talbot	\$0
-	Candler	\$0	-	Houston	\$0	-	Taliaferro	\$0
-	Carroll	\$0	-	Irwin	\$0	-	Tattnall	\$0
2	Catoosa	\$100,000	12	Jackson	\$5,000	-	Taylor	\$0
-	Charlton	\$0	-	Jasper	\$0	6	Telfair	\$25,000
-	Chatham	\$0	-	Jeff Davis	\$0	-	Terrell	\$0
-	Chattahoochee	\$0	-	Jefferson	\$0	-	Thomas	\$0
-	Chattooga	\$0	-	Jenkins	\$0	-	Tift	\$0
-	Cherokee	\$0	5	Johnson	\$35,000	-	Toombs	\$0
-	Clarke	\$0	-	Jones	\$0	-	Towns	\$0
-	Clay	\$0	-	Lamar	\$0	-	Treutlen	\$0
-	Clayton	\$0	-	Lanier	\$0	-	Troup	\$0
-	Clinch	\$0	-	Laurens	\$0	-	Turner	\$0
-	Cobb	\$0	-	Lee	\$0	9	Twiggs	\$10,000
-	Coffee	\$0	-	Liberty	\$0	-	Union	\$0
-	Colquitt	\$0	-	Lincoln	\$0	-	Upson	\$0
-	Columbia	\$0	-	Long	\$0	-	Walker	\$0
-	Cook	\$0	1	Lowndes	\$300,000	-	Walton	\$0
-	Coweta	\$0	-	Lumpkin	\$0	-	Ware	\$0
-	Crawford	\$0	-	Macon	\$0	-	Warren	\$0
-	Crisp	\$0	-	Madison	\$0	3	Washington	\$50,000
-	Dade	\$0	-	Marion	\$0	-	Wayne	\$0
-	Dawson	\$0	-	McDuffie	\$0	-	Webster	\$0
-	Decatur	\$0	-	McIntosh	\$0	6	Wheeler	\$25,000
-	Dekalb	\$0	-	Meriwether	\$0	-	White	\$0
-	Dodge	\$0	-	Miller	\$0	-	Whitfield	\$0
-	Dooly	\$0	-	Mitchell	\$0	-	Wilcox	\$0
-	Dougherty	\$0	-	Monroe	\$0	-	Wilkes	\$0
-	Douglas	\$0	-	Montgomery	\$0	-	Wilkinson	\$0
-	Early	\$0	-	Morgan	\$0	-	Worth	\$0
-	Echols	\$0	-	Murray	\$0	Totals & Avg. \$666,100		
-	Effingham	\$0	-	Muscogee	\$0	Percent of Other Income		
-	Elbert	\$0	-	Newton	\$0	0.09%		
-	Emanuel	\$0	-	Oconee	\$0			
-	Evans	\$0	-	Oglethorpe	\$0			
9	Fannin	\$10,000	-	Paulding	\$0			

Total Other Income and AgriTourism Value 2023

Rank	County	Farm gate	Rank	County	Farm gate	Rank	County	Farm gate
9	Appling	\$16,023,830	146	Fayette	\$138,481	135	Paulding	\$339,389
21	Atkinson	\$11,365,416	101	Floyd	\$1,201,019	53	Peach	\$5,345,737
8	Bacon	\$16,393,290	128	Forsyth	\$420,810	148	Pickens	\$105,873
11	Baker	\$15,010,990	120	Franklin	\$595,453	15	Pierce	\$13,224,189
69	Baldwin	\$3,099,086	123	Fulton	\$547,894	114	Pike	\$726,280
140	Banks	\$210,629	37	Gilmer	\$7,796,201	121	Polk	\$571,990
152	Barrow	\$66,168	102	Glascocok	\$1,029,734	91	Pulaski	\$1,468,989
104	Bartow	\$964,539	143	Glynn	\$143,688	35	Putnam	\$7,858,113
55	Ben Hill	\$4,514,973	119	Gordon	\$622,943	118	Quitman	\$641,776
5	Berrien	\$18,443,254	41	Grady	\$6,763,717	79	Rabun	\$2,102,322
141	Bibb	\$200,095	125	Greene	\$531,812	38	Randolph	\$7,692,744
71	Bleckley	\$2,884,273	155	Gwinnett	\$868	151	Richmond	\$72,528
99	Brantley	\$1,226,318	62	Habersham	\$3,610,575	127	Rockdale	\$428,995
25	Brooks	\$10,229,277	72	Hall	\$2,728,564	85	Schley	\$1,768,216
108	Bryan	\$896,230	87	Hancock	\$1,668,221	54	Screven	\$5,237,036
20	Bulloch	\$11,681,359	139	Haralson	\$217,862	6	Seminole	\$18,083,756
39	Burke	\$7,454,701	73	Harris	\$2,640,152	149	Spalding	\$99,950
134	Butts	\$360,979	132	Hart	\$373,202	89	Stephens	\$1,592,019
17	Calhoun	\$12,613,473	105	Heard	\$953,280	80	Stewart	\$2,102,244
115	Camden	\$722,462	111	Henry	\$815,484	42	Sumter	\$6,762,163
83	Candler	\$2,010,892	98	Houston	\$1,282,228	137	Talbot	\$270,481
61	Carroll	\$3,674,339	13	Irwin	\$14,033,288	142	Taliaferro	\$196,369
144	Catoosa	\$139,629	100	Jackson	\$1,212,323	27	Tattnall	\$9,018,153
109	Charlton	\$824,387	30	Jasper	\$8,867,061	36	Taylor	\$7,800,788
129	Chatham	\$409,923	28	Jeff Davis	\$9,005,868	49	Telfair	\$5,434,729
126	Chattooga	\$455,440	64	Jefferson	\$3,275,248	34	Terrell	\$8,022,987
22	Cherokee	\$11,280,825	65	Jenkins	\$3,274,175	10	Thomas	\$15,237,782
147	Clarke	\$108,379	96	Johnson	\$1,317,709	18	Tift	\$12,183,052
59	Clay	\$4,113,111	93	Jones	\$1,390,555	19	Toombs	\$11,729,344
150	Clayton	\$81,154	122	Lamar	\$558,017	92	Towns	\$1,443,500
29	Clinch	\$8,884,756	46	Lanier	\$6,429,354	131	Treutlen	\$392,657
156	Cobb	\$318	82	Laurens	\$2,091,861	84	Troup	\$1,881,266
4	Coffee	\$26,939,821	26	Lee	\$9,963,424	24	Turner	\$10,966,737
2	Colquitt	\$29,752,791	124	Liberty	\$546,135	81	Twiggs	\$2,091,867
76	Columbia	\$2,415,165	63	Lincoln	\$3,329,455	116	Union	\$714,347
32	Cook	\$8,744,798	88	Long	\$1,620,982	106	Upson	\$937,258
107	Coweta	\$905,787	52	Lowndes	\$5,398,430	90	Walker	\$1,503,733
67	Crawford	\$3,214,779	117	Lumpkin	\$697,068	145	Walton	\$139,581
45	Crisp	\$6,509,150	31	Macon	\$8,858,759	40	Ware	\$6,829,661
130	Dade	\$400,397	113	Madison	\$734,280	78	Warren	\$2,188,190
94	Dawson	\$1,364,983	43	Marion	\$6,681,302	70	Washington	\$2,971,090
1	Decatur	\$56,544,088	58	McDuffie	\$4,275,542	23	Wayne	\$11,144,539
47	Dodge	\$5,819,473	136	McIntosh	\$293,861	48	Webster	\$5,589,903
16	Dooly	\$12,690,856	51	Meriwether	\$5,403,012	75	Wheeler	\$2,445,292
56	Dougherty	\$4,374,501	7	Miller	\$17,086,228	44	White	\$6,515,423
154	Douglas	\$19,825	3	Mitchell	\$29,247,080	153	Whitfield	\$40,723
14	Early	\$13,701,680	112	Monroe	\$743,305	50	Wilcox	\$5,434,193
77	Echols	\$2,213,932	86	Montgomery	\$1,765,641	97	Wilkes	\$1,287,327
66	Effingham	\$3,216,850	33	Morgan	\$8,270,377	68	Wilkinson	\$3,185,984
103	Elbert	\$996,527	138	Murray	\$253,359	12	Worth	\$14,254,916
57	Emanuel	\$4,308,590	60	Newton	\$3,857,936		Totals & Avg.	\$778,258,504
95	Evans	\$1,364,687	133	Oconee	\$370,890			
74	Fannin	\$2,583,364	110	Oglethorpe	\$821,069			