

# **The Economic Importance of Food and Fiber**



## **A Spotlight on Elbert County, Georgia**

**Prepared for  
Elbert County Cooperative Extension  
January 2013**

**by:**

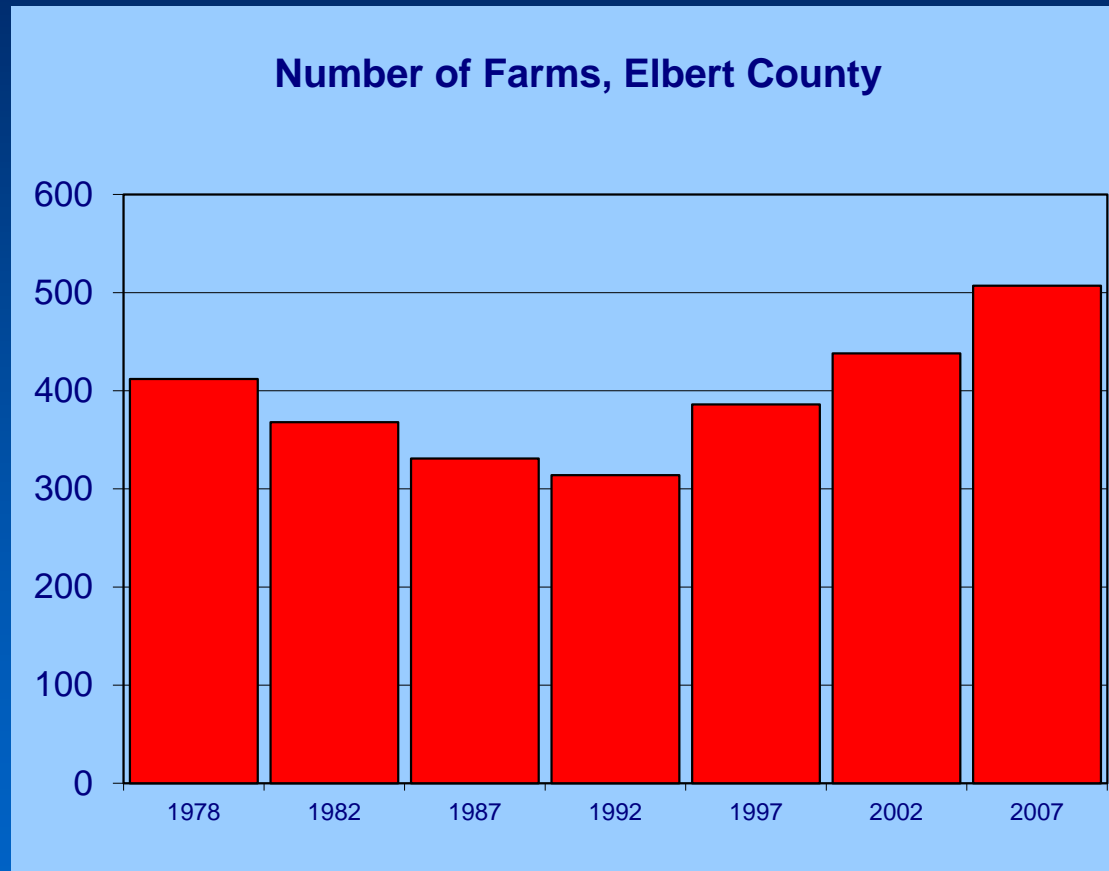
**The Center for Agribusiness  
and Economic Development**

**College of Agricultural  
and Environmental Sciences**

**The University of Georgia**

# Trends in Elbert County: Number of Farms

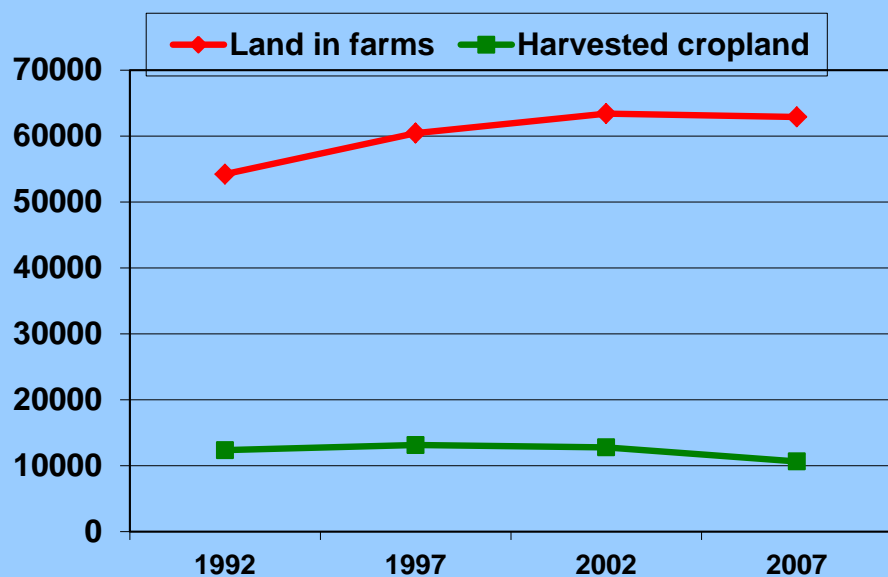
---



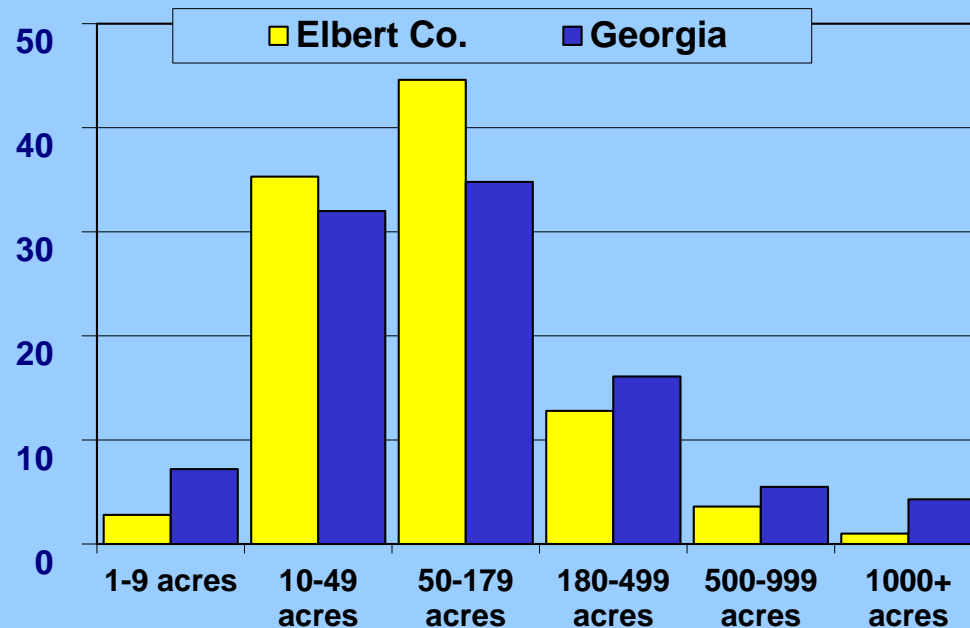
Source: 1978-2007 (quinquennial) Censuses of Agriculture

# Trends in Elbert County: Land in Farms, Harvested Cropland & Farms by Size

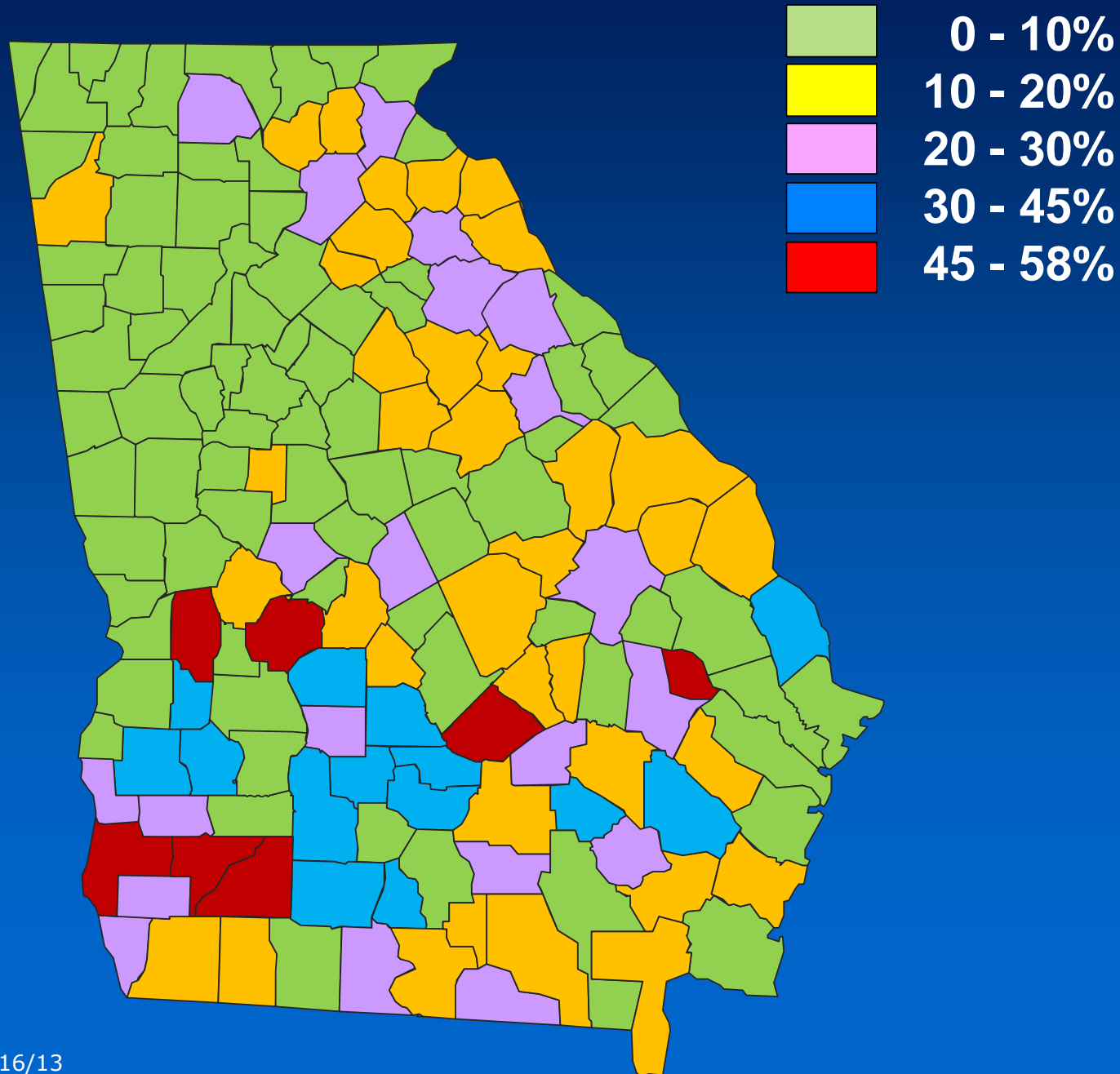
Land in Farms & Harvested Cropland  
Elbert County



Percent of Farms by Size, 2007



# Food and Fiber Production Plus Directly Related Sectors as % of Total Economic Output



# Agriculture in Georgia

---

- Georgia's 2011 Farm Gate Value was \$13.0 billion. Adding the value of \$2.1 billion of landscape services increased the total agricultural production value to \$15.1 billion.
- Total food and fiber production and directly related businesses account for a \$71.1 billion *output impact* on Georgia's \$763.6 billion economy.

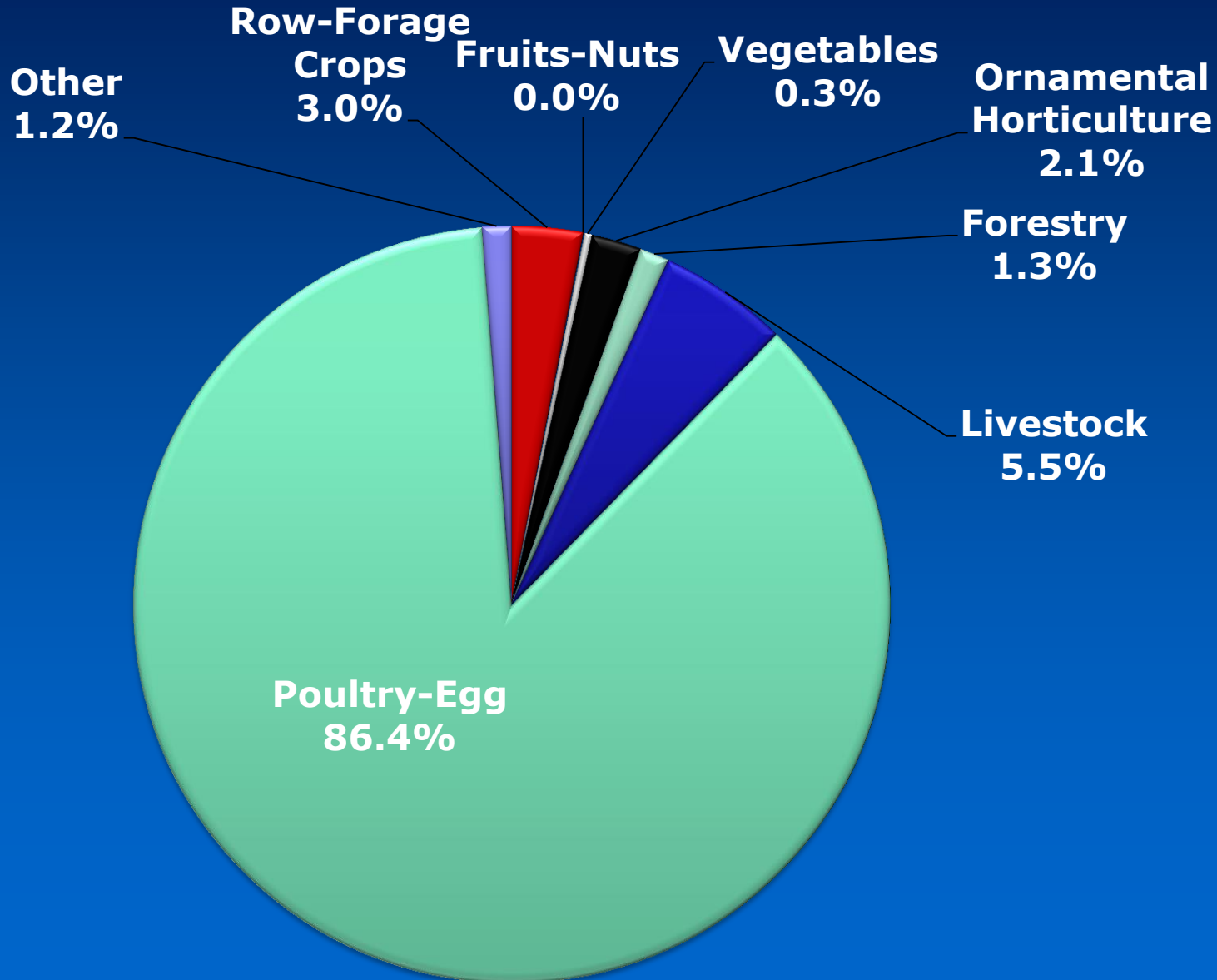
# What We Know about Elbert County

---

- **2011 Farm Gate Value in Elbert Co. was \$117 million. Adding \$479.8 million of landscape services increased the total agricultural production value to \$117.5 million.**
- **The highest value commodity group was Poultry and Eggs, representing 86.4% of the total agricultural production value.**

# Elbert County

## 2011 Agricultural Production Value



# What We Did

## County Economy Modeled

---

- **The Center for Agribusiness and Economic Development performed an analysis of the county's economy, focusing on the role of food and fiber.**
- **How much of the county's total current economic output comes from food and fiber production and directly related processing? (A Snapshot of the Economy)**
- **What is the total (direct and indirect) *Impact* of food and fiber production and directly related industries?**



# **Elbert County Economy**

## **Agriculture *OUTPUT***

	<b>Output in \$</b>	<b>Percent</b>
<b>Agriculture</b>	<b>117,464,475</b>	<b>9.75%</b>
<b>Mining</b>	<b>68,005,844</b>	<b>5.64%</b>
<b>Construction</b>	<b>39,531,016</b>	<b>3.28%</b>
<b>Manufacturing</b>	<b>417,060,550</b>	<b>34.61%</b>
<b>Trans-Utilities-Info</b>	<b>28,557,177</b>	<b>2.37%</b>
<b>Trade</b>	<b>126,708,659</b>	<b>10.51%</b>
<b>Finance-Ins-RE</b>	<b>194,092,546</b>	<b>16.11%</b>
<b>Services</b>	<b>114,576,926</b>	<b>9.51%</b>
<b>Govt. &amp; non-NAICS</b>	<b>99,034,546</b>	<b>8.22%</b>

**Total County Economic Output = \$1,205.0 million**

# Elbert County Economy

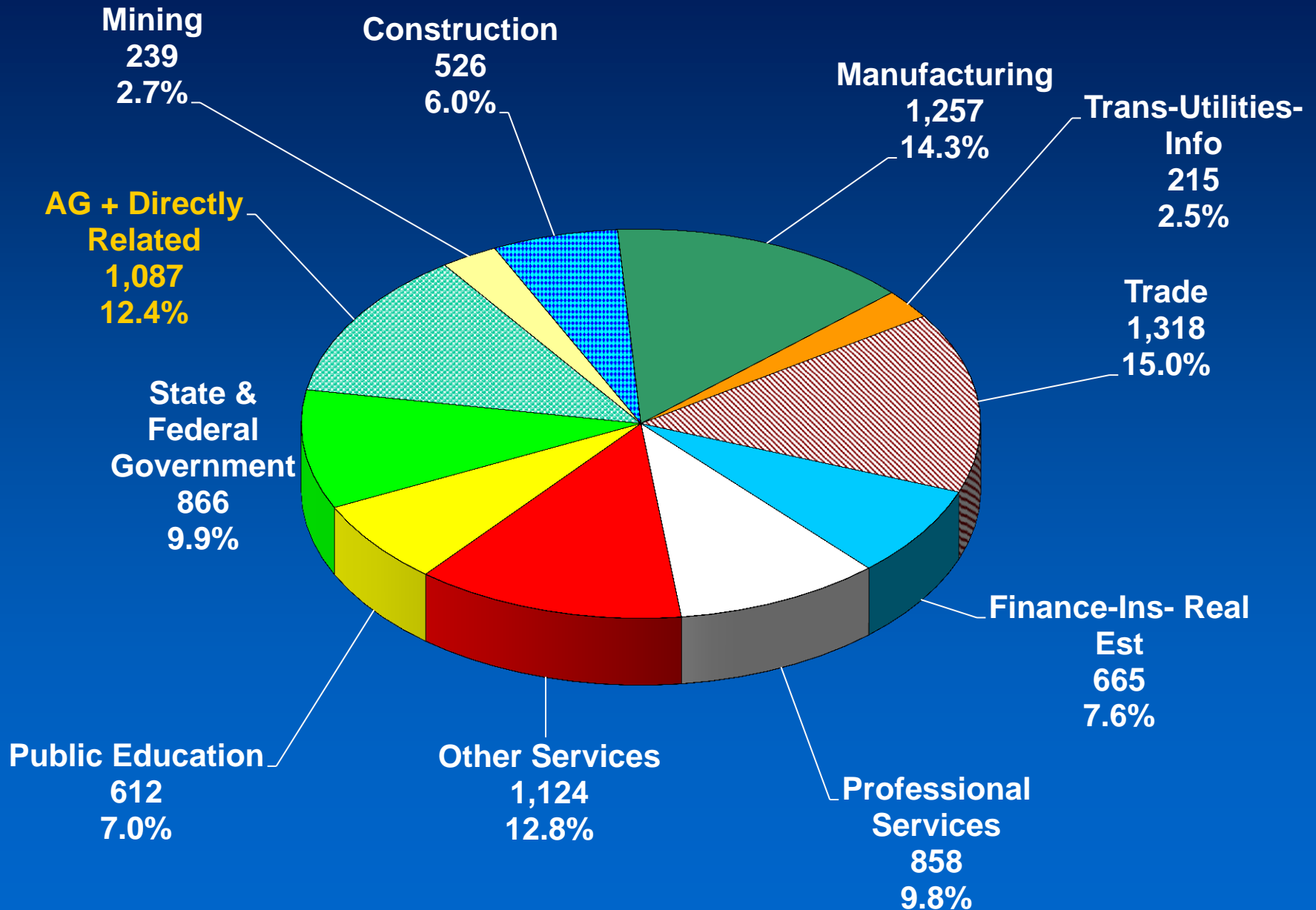
## Agriculture + Directly Related Businesses *OUTPUT*

	Output in \$	Percent
Agriculture + Direct	310,352,733	25.75%
Mining	68,005,844	5.64%
Construction	39,531,016	3.28%
Manufacturing	224,172,291	18.60%
Trans-Utilities-Info	28,557,177	2.37%
Trade	126,708,659	10.51%
Finance-Ins-Real Est	194,092,546	16.11%
Services	114,576,926	9.51%
Govt. & non-NAICS	99,034,546	8.22%

**Total County Economic Output = \$ 1,205.0 million**

# Elbert County Employment

Total Jobs = 8,767



# **An Economic Snapshot of Elbert County**

---

- **How much of Elbert County's total economic output comes from food and fiber production?**
- **AG value alone of \$117.5 million consisting of Farm Gate Value and landscape services comprises 9.75% of the county's economy.**
- **AG plus directly related businesses (ex. Ag Support Services, Processing, etc.) comprise 25.75% of the county's economy.**

# What is the Impact?

---


- What is the total (direct and indirect) *impact* of food and fiber production and directly related industries?
- This scenario illustrates how other industries are affected by the presence of food and fiber in the county. The indirect impacts measure output created due to food and fiber production and processing in the county.

# What Impact Means: A Brief Explanation

- The *impact* numbers capture the ripple effects that food and fiber create in the county's economy. Many other sectors rely in part on the existence of food and fiber for sales.



Labor



Seed



Utilities



# Elbert County

## Agriculture *IMPACT*

	Direct \$	Indirect \$
Agriculture	117,464,475	0
Mining	0	97,339
Construction	0	603,682
Manufacturing	0	40,259
Trans-Utilities-Info	0	2,645,526
Trade	0	3,849,942
Finance-Ins-Real Est	0	6,073,060
Services	0	2,941,371
Govt. & non-NAICS	0	520,215
<b>Total</b>	<b>117,464,475</b>	<b>16,771,395</b>

**Total Impact of Production AG = \$134.2 million**  
**11.1% of total economy**

# Elbert County

## Production Agriculture + Directly Related Businesses *IMPACT*

	Direct \$	Indirect \$
Agriculture + Direct	310,352,733	0
Mining	0	145,210
Construction	0	1,549,797
Manufacturing	0	104,839
Trans-Utilities-Info	0	8,620,524
Trade	0	9,527,778
Finance-Ins-Real Est	0	15,408,041
Services	0	9,903,309
Govt. & non-NAICS	0	1,862,496
<b>Total</b>	<b>310,352,733</b>	<b>47,121,993</b>

**Total Impact of AG + Directly Related = \$357.5 million  
29.7% of total economy**



# Elbert County

## Production Agriculture + Directly Related Industries Employment *IMPACT*

	Direct	Indirect
Agriculture + Direct	1,087	0
Mining	0	1
Construction	0	25
Manufacturing	0	1
Trans-Utilities-Info	0	72
Trade	0	91
Finance-Ins-Real Est	0	56
Services	0	174
Govt. & non-NAICS	0	13

**Total Impact of AG + Directly Related Employment = 1,520 Jobs  
17.3% of total employment**

# What These Numbers Mean: A Brief Explanation

---

- ***Direct*** impact is \$310.4 million. This includes food and fiber production, processing and directly related manufacturing.
- ***Indirect*** impact from related sectors is \$47.1 million. This captures the effects of farmers (direct source) buying supplies (seed, fertilizer, work boots) from local stores. These stores must increase their output to meet farmer demand.

# **What These Numbers Mean:**

## **A Brief Explanation (continued)**

---

- **As local stores increase their output, they may demand more stock from local wholesalers (also in the Trade sector). Local wholesalers demand more from local manufacturers, thus increasing activity in the Manufacturing sector.**
- **Local stores also hire employees to assist farmers. They take home wages and buy groceries at the local store which increases demand there.**

# Elbert County Food and Fiber Impact Conclusions

---

- The total *impact* of food and fiber production, processing and direct manufacturing is \$357.5 million.
- The total county *output* is \$1,205 million.
- Thus, food and fiber (directly and indirectly) account for 29.7% of the total county output, considering the multiplier effects.

# Contact Information

---

Prepared by:

Sharon P. Kane and Karen Stubbs

Center for Agribusiness & Economic Development

Dr. Kent Wolfe, Director

*“Adding Value to Georgia's Agricultural Economy  
Through Research and Extension”*

*To learn more about your county, go to:*

*<http://www.caed.uga.edu/>*

*...click on “Resources”, then  
“Georgia Statistics System”*

**Ag Profile Report  
#13-04A**

