

# **The Economic Importance of Food and Fiber**

---

## **A Spotlight on Seminole County, Georgia**

**Prepared for  
Seminole County Cooperative Extension  
July 2013**

**by:**

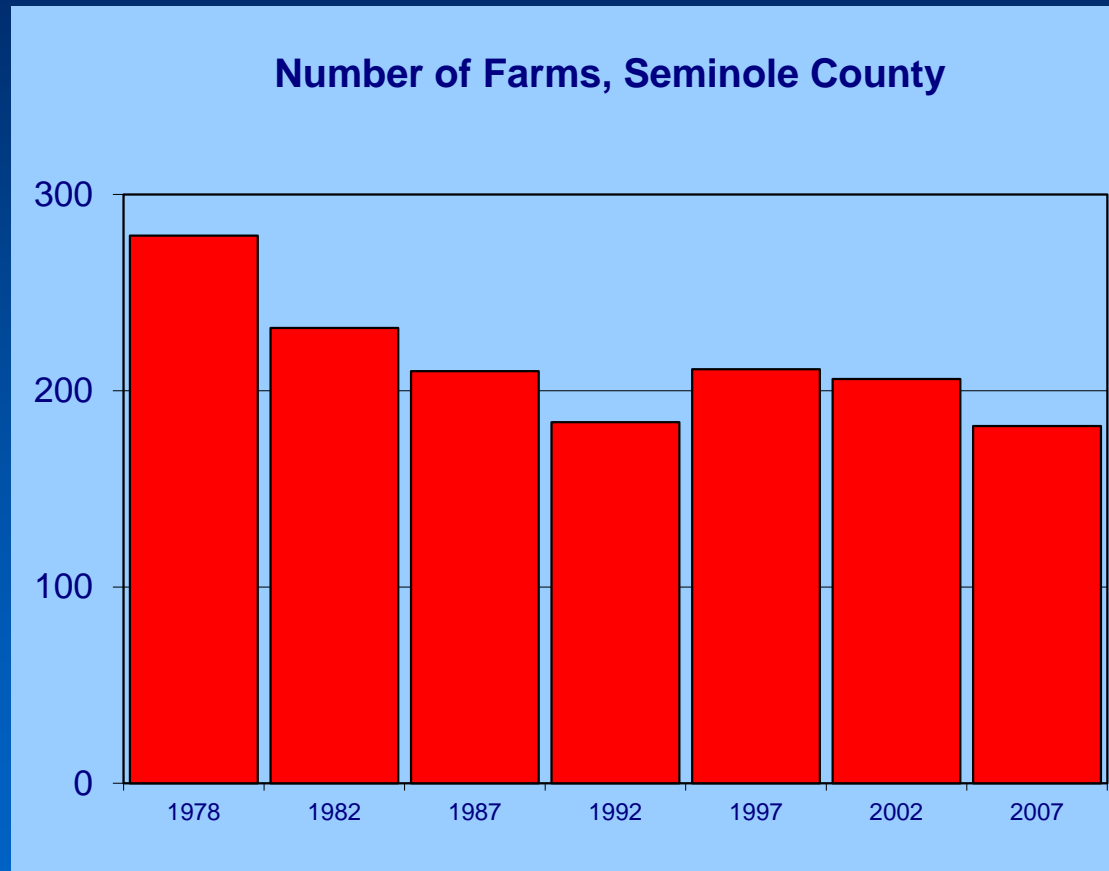
**The Center for Agribusiness  
and Economic Development**

**College of Agricultural  
and Environmental Sciences**

**The University of Georgia**

# Trends in Seminole County: Number of Farms

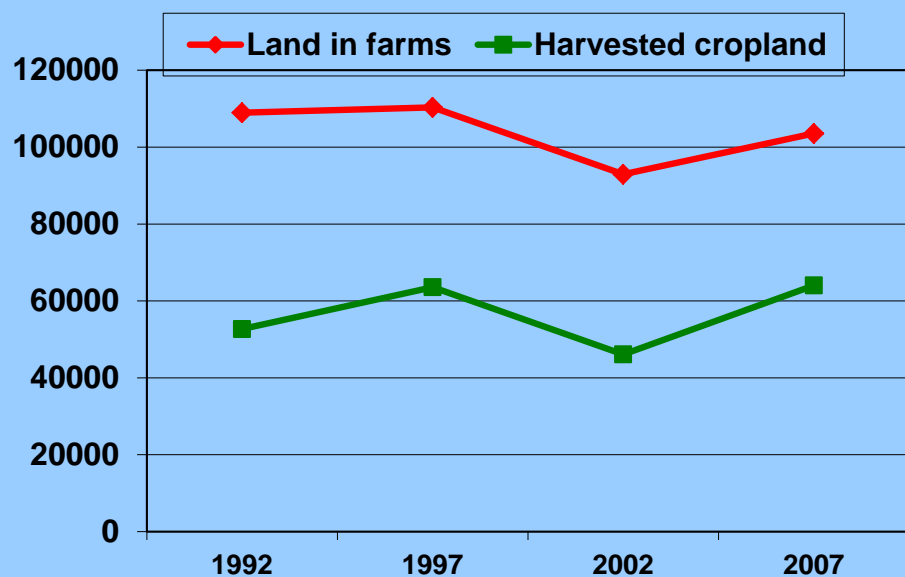
---



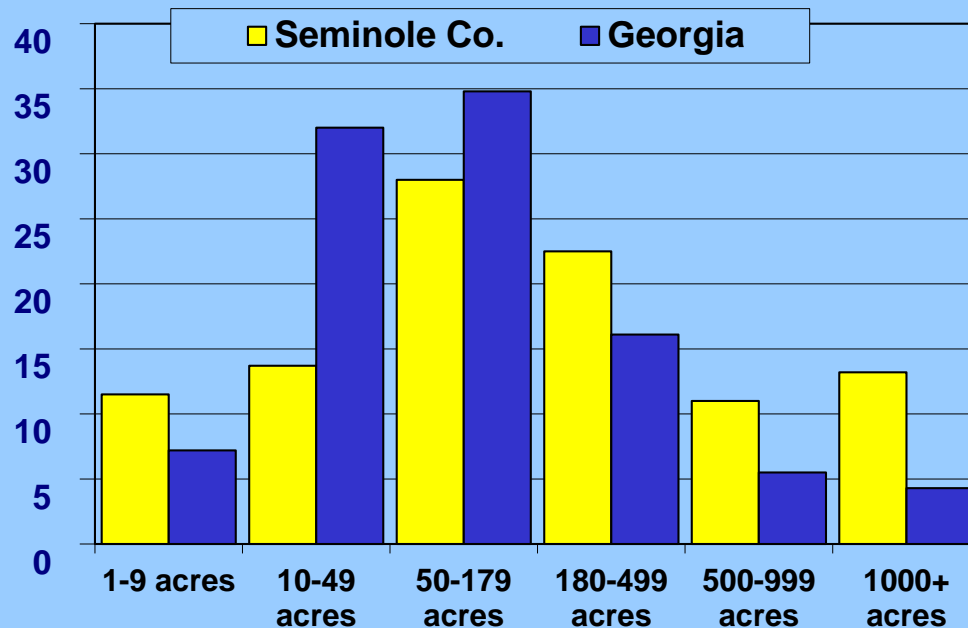
Source: 1978-2007 (quinquennial) Censuses of Agriculture

# Trends in Seminole County: Land in Farms, Harvested Cropland & Farms by Size

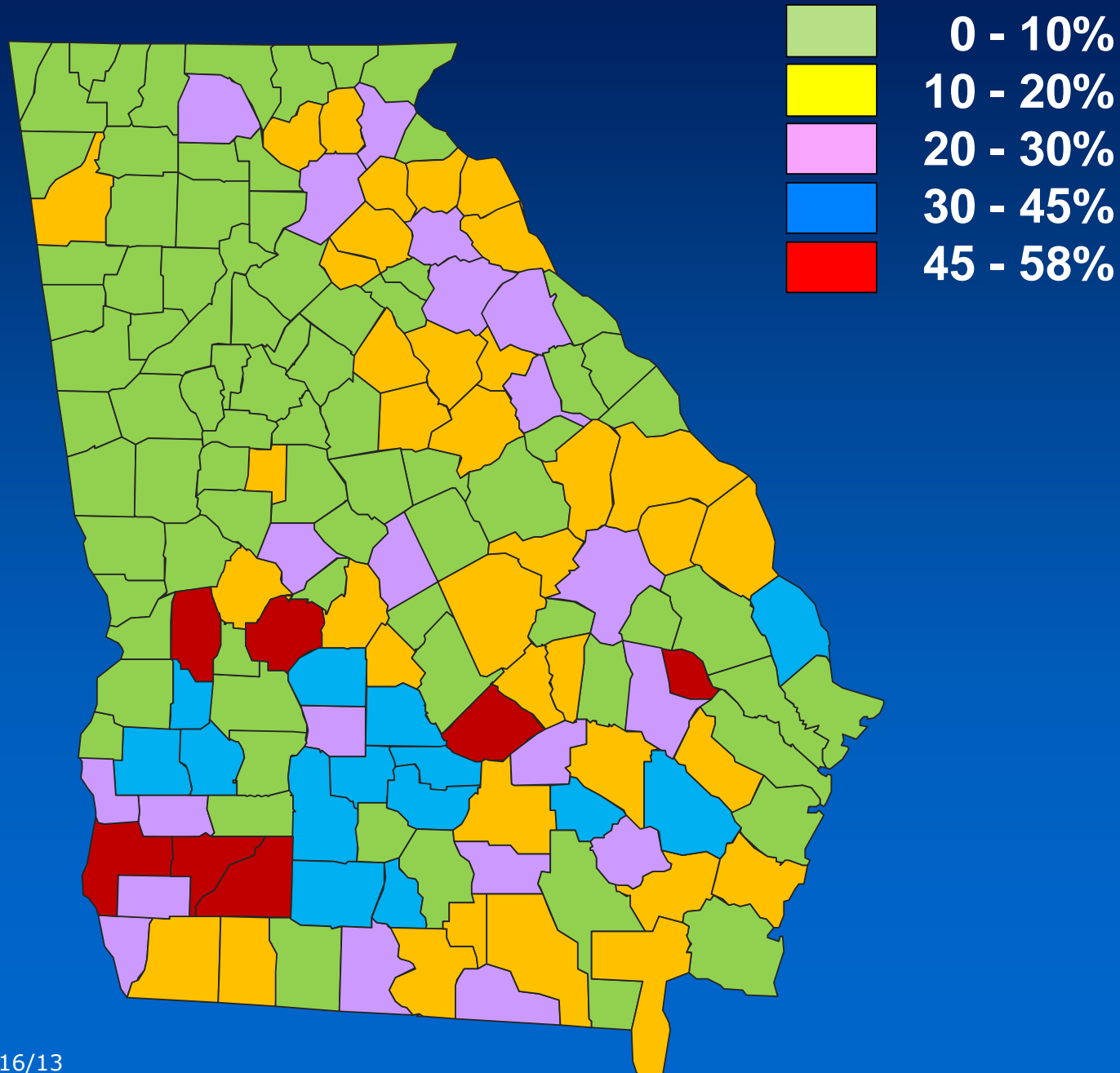
Land in Farms & Harvested Cropland  
Seminole County



Percent of Farms by Size, 2007



# Food and Fiber Production Plus Directly Related Sectors as % of Total Economic Output



# Agriculture in Georgia

---

- Georgia's 2011 Farm Gate Value was \$13.0 billion. Adding the value of \$2.1 billion of landscape services increased the total agricultural production value to \$15.1 billion.
- Total food and fiber production and directly related businesses account for a \$71.1 billion *output impact* on Georgia's \$763.6 billion economy.

# What We Know about Seminole County

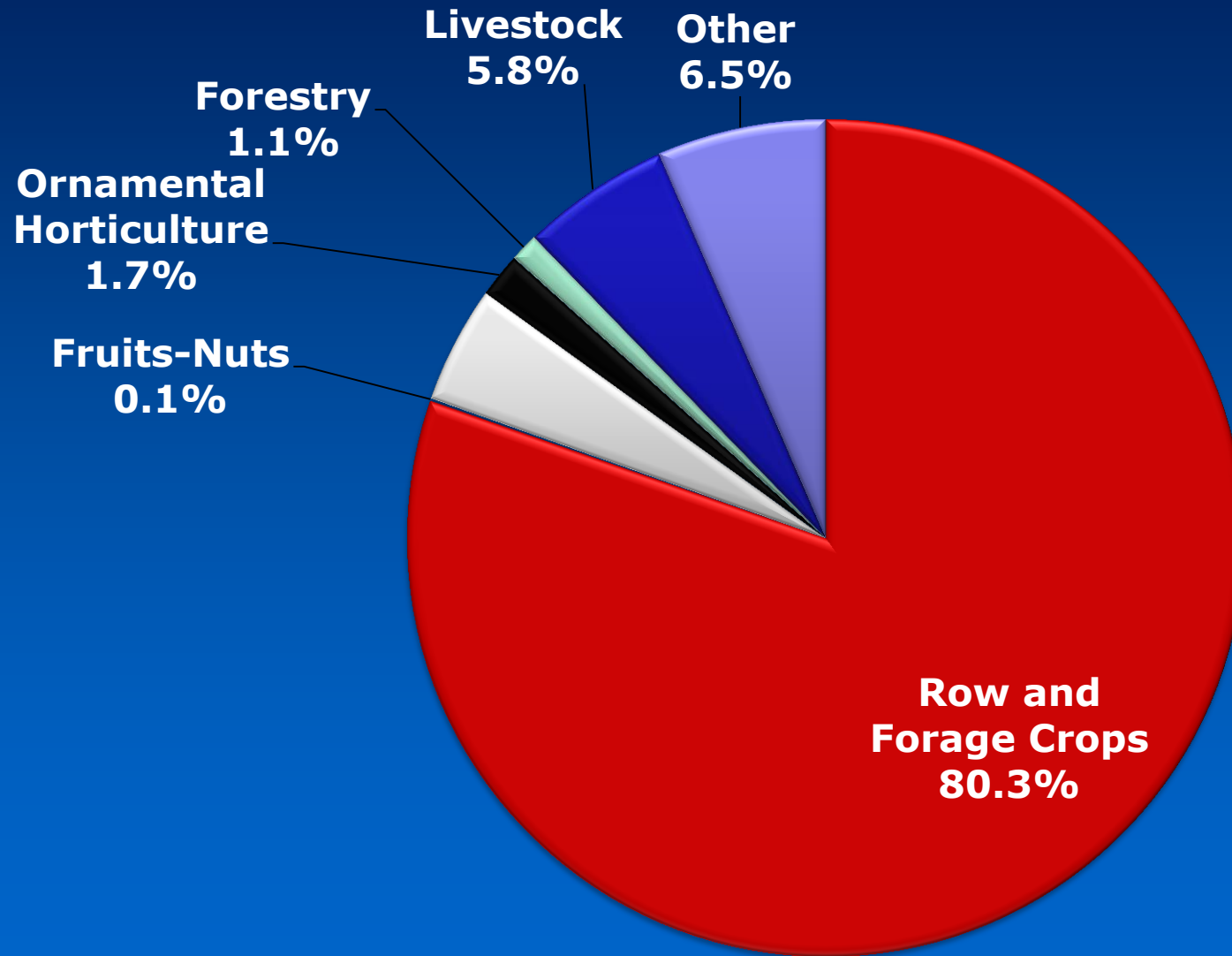
---

- **2011 Farm Gate Value in Seminole Co. was \$100.3 million. Adding \$156,185 of landscape services increased the total agricultural production value to \$100.5 million.**
- **The highest value commodity group was row and forage crops, representing 80.3% of the total agricultural production value.**

# Seminole County

## 2011 Agricultural Production Value

---



# What We Did

## County Economy Modeled

---

- **The Center for Agribusiness and Economic Development performed an analysis of the county's economy, focusing on the role of food and fiber.**
- **How much of the county's total current economic output comes from food and fiber production and directly related processing? (A Snapshot of the Economy)**
- **What is the total (direct and indirect) *Impact* of food and fiber production and directly related industries?**



# **Seminole County Economy**

## **Agriculture *OUTPUT***

	<b>Output in \$</b>	<b>Percent</b>
<b>Agriculture</b>	<b>100,503,211</b>	<b>19.92%</b>
<b>Mining</b>	<b>0</b>	<b>0.00%</b>
<b>Construction</b>	<b>3,085,065</b>	<b>0.61%</b>
<b>Manufacturing</b>	<b>62,675,509</b>	<b>12.42%</b>
<b>Trans-Utilities-Info</b>	<b>104,495,602</b>	<b>20.71%</b>
<b>Trade</b>	<b>45,159,402</b>	<b>8.95%</b>
<b>Finance-Ins-RE</b>	<b>70,894,425</b>	<b>14.05%</b>
<b>Services</b>	<b>86,830,271</b>	<b>17.21%</b>
<b>Govt. &amp; non-NAICS</b>	<b>30,831,940</b>	<b>6.11%</b>

**Total County Economic Output = \$504.5 million**

# Seminole County Economy

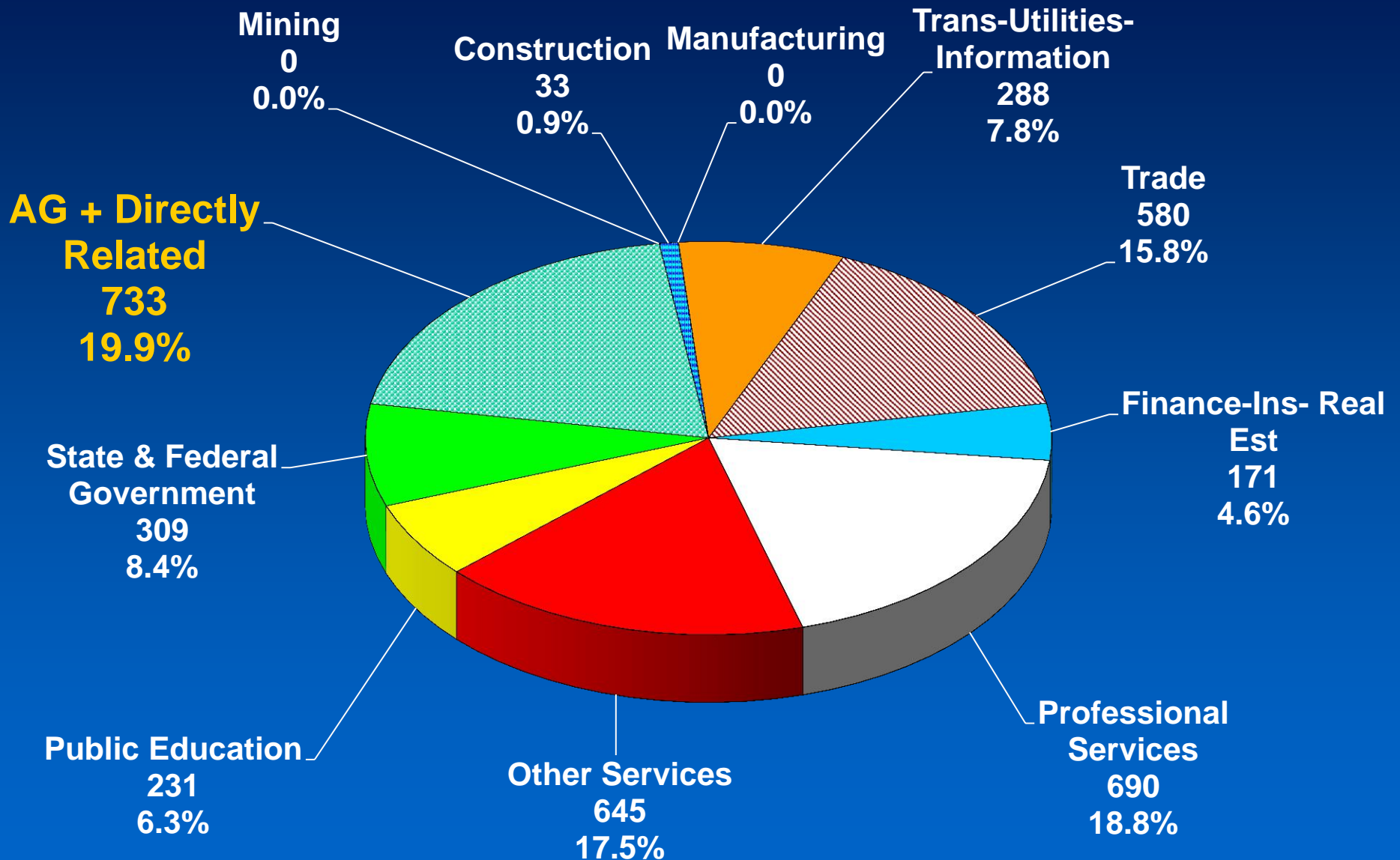
## Agriculture + Directly Related Businesses *OUTPUT*

	Output in \$	Percent
Agriculture + Direct	160,830,136	31.88%
Mining	0	0.00%
Construction	3,085,065	0.61%
Manufacturing	2,348,585	0.47%
Trans-Utilities-Info	104,495,602	20.71%
Trade	45,159,402	8.95%
Finance-Ins-Real Est	70,894,425	14.05%
Services	86,830,271	17.21%
Govt. & non-NAICS	30,831,940	6.11%

**Total County Economic Output = \$504.5 million**

# Seminole County Employment

Total Jobs = 3,680



# **An Economic Snapshot of Seminole County**

---

- **How much of Seminole County's total economic output comes from food and fiber production?**
- **AG value alone of \$100.5 million consisting of Farm Gate Value and landscape services comprises 19.9% of the county's economy.**
- **AG plus directly related businesses (ex. Ag Support Services, Processing, etc.) comprise 31.9% of the county's economy.**

# What is the Impact?

---

- What is the total (direct and indirect) *impact* of food and fiber production and directly related industries?
- This scenario illustrates how other industries are affected by the presence of food and fiber in the county. The indirect impacts measure output created due to food and fiber production and processing in the county.

# What Impact Means: A Brief Explanation

- The *impact* numbers capture the ripple effects that food and fiber create in the county's economy. Many other sectors rely in part on the existence of food and fiber for sales.



Labor



Seed

Utilities



# Seminole County

## Agriculture *IMPACT*

	Direct \$	Indirect \$
Agriculture	100,503,211	0
Mining	0	124,754
Construction	0	1,233,896
Manufacturing	0	101,921
Trans-Utilities-Info	0	2,992,775
Trade	0	3,415,167
Finance-Ins-Real Est	0	8,600,086
Services	0	6,537,176
Govt. & non-NAICS	0	595,099
<b>Total</b>	<b>100,503,211</b>	<b>23,600,875</b>

**Total Impact of Production AG = \$124.1 million**  
**24.6% of total economy**

# Seminole County

## Production Agriculture + Directly Related Businesses *IMPACT*

	Direct \$	Indirect \$
Agriculture + Direct	160,830,136	0
Mining	0	124,754
Construction	0	1,307,158
Manufacturing	0	106,822
Trans-Utilities-Info	0	8,870,019
Trade	0	6,141,622
Finance-Ins-Real Est	0	10,638,146
Services	0	9,284,972
Govt. & non-NAICS	0	795,306
<b>Total</b>	<b>160,830,136</b>	<b>37,268,799</b>

**Total Impact of AG + Directly Related = \$198.1 million  
39.3% of total economy**



# Seminole County

## Production Agriculture + Directly Related Industries Employment *IMPACT*

	Direct	Indirect
Agriculture + Direct	733	0
Mining	0	0
Construction	0	2
Manufacturing	0	0
Trans-Utilities-Info	0	60
Trade	0	81
Finance-Ins-Real Est	0	53
Services	0	147
Govt. & non-NAICS	0	9

**Total Impact of AG + Directly Related Employment = 1,086 Jobs  
29.5% of total employment**

# What These Numbers Mean: A Brief Explanation

---

- ***Direct*** impact is \$160.8 million. This includes food and fiber production, processing and directly related manufacturing.
- ***Indirect*** impact from related sectors is \$37.3 million. This captures the effects of farmers (direct source) buying supplies (seed, fertilizer, work boots) from local stores. These stores must increase their output to meet farmer demand.

# **What These Numbers Mean:**

## **A Brief Explanation (continued)**

---

- **As local stores increase their output, they may demand more stock from local wholesalers (also in the Trade sector). Local wholesalers demand more from local manufacturers, thus increasing activity in the Manufacturing sector.**
- **Local stores also hire employees to assist farmers. They take home wages and buy groceries at the local store which increases demand there.**

# Seminole County Food and Fiber Impact Conclusions

---

- The total *impact* of food and fiber production, processing and direct manufacturing is \$198.1 million.
- The total county *output* is \$504.5 million.
- Thus, food and fiber (directly and indirectly) account for 39.3% of the total county output, considering the multiplier effects.

# Contact Information

---

Prepared by:

Sharon P. Kane, Public Service Associate, Economist  
Karen Stubbs, Research Professional  
Center for Agribusiness & Economic Development  
Dr. Kent Wolfe, Director

*“Adding Value to Georgia's Agricultural Economy  
Through Research and Extension“*

*To learn more about your county, go to:  
<http://www.caed.uga.edu/>  
...click on “Resources”, then  
“Georgia Statistics System”*

**Ag Profile Report  
#13-09A**

