

# The Economic Importance of Food and Fiber

---

## A Spotlight on Candler County, Georgia

Prepared for  
Candler County Cooperative Extension  
November 2014

by:

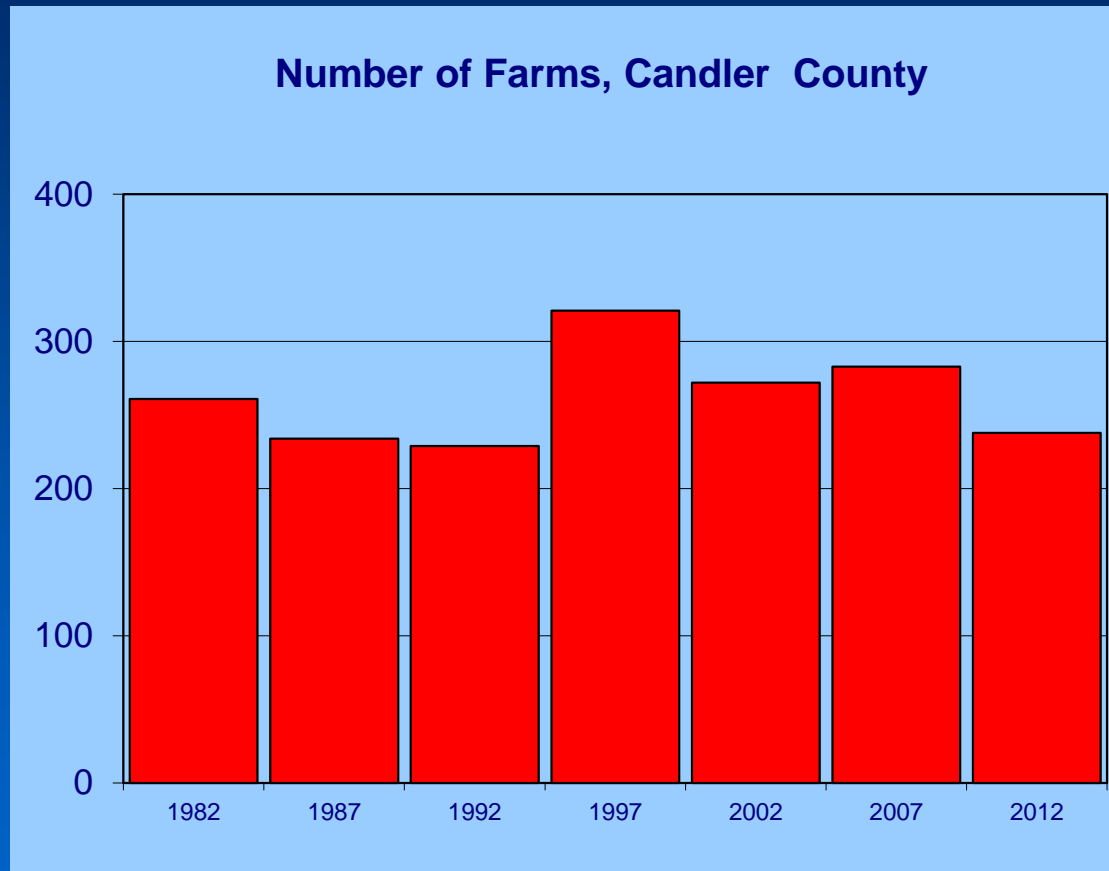
The Center for Agribusiness  
and Economic Development

College of Agricultural  
and Environmental Sciences

The University of Georgia

# Trends in Candler County: Number of Farms

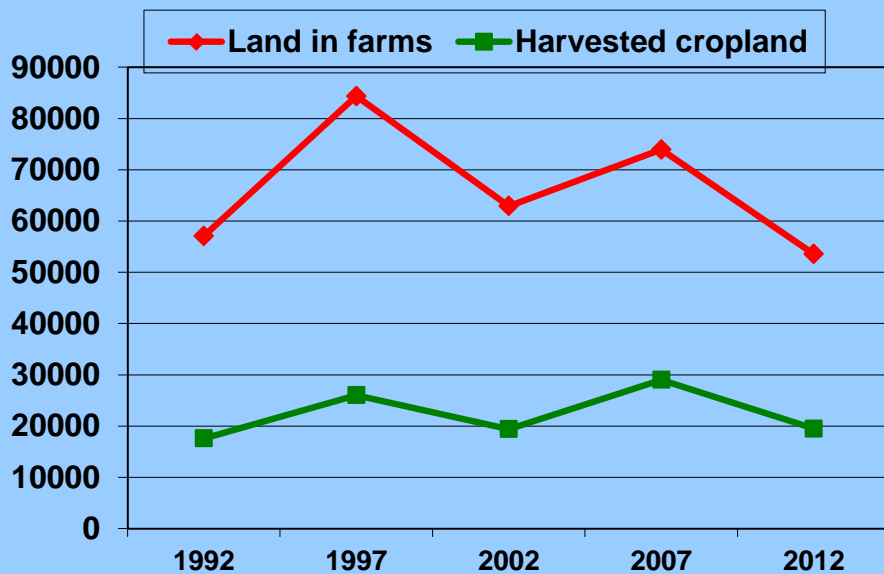
---



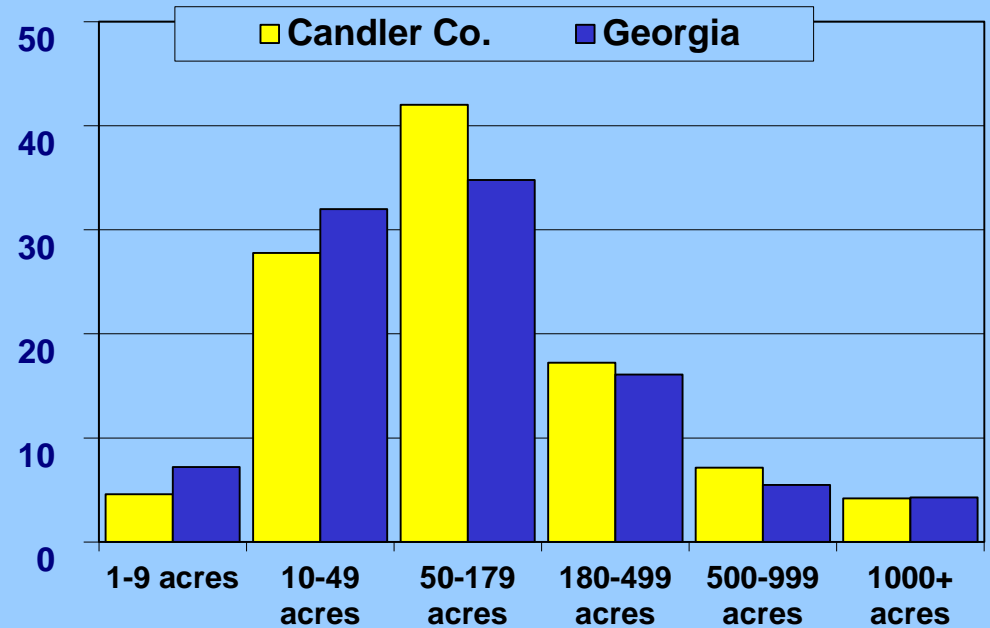
Source: 1978-2012 (quinquennial) Censuses of Agriculture

# Trends in Candler County: Land in Farms, Harvested Cropland & Farms by Size

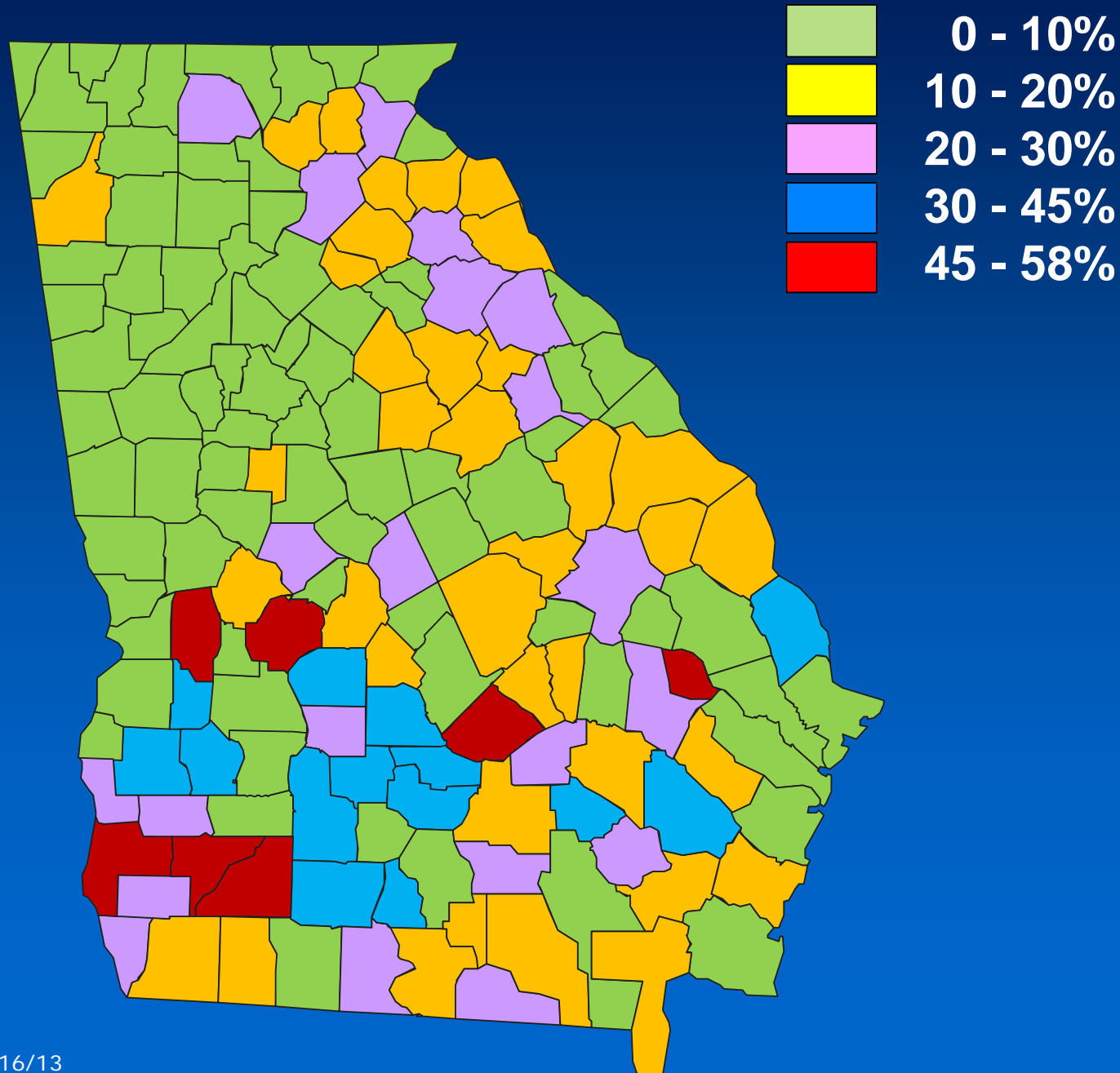
Land in Farms & Harvested Cropland  
Candler County



Percent of Farms by Size, 2012



# Food and Fiber Production Plus Directly Related Sectors as % of Total Economic Output



# Agriculture in Georgia

---

- Georgia's 2012 Farm Gate Value was \$13.88 billion. Adding the value of \$2.1 billion of landscape services increased the total agricultural production value to \$15.1 billion.
- Total food and fiber production and directly related businesses account for a \$76.9 billion *output contribution* on Georgia's \$809.9 billion economy.

# What We Know about Candler County

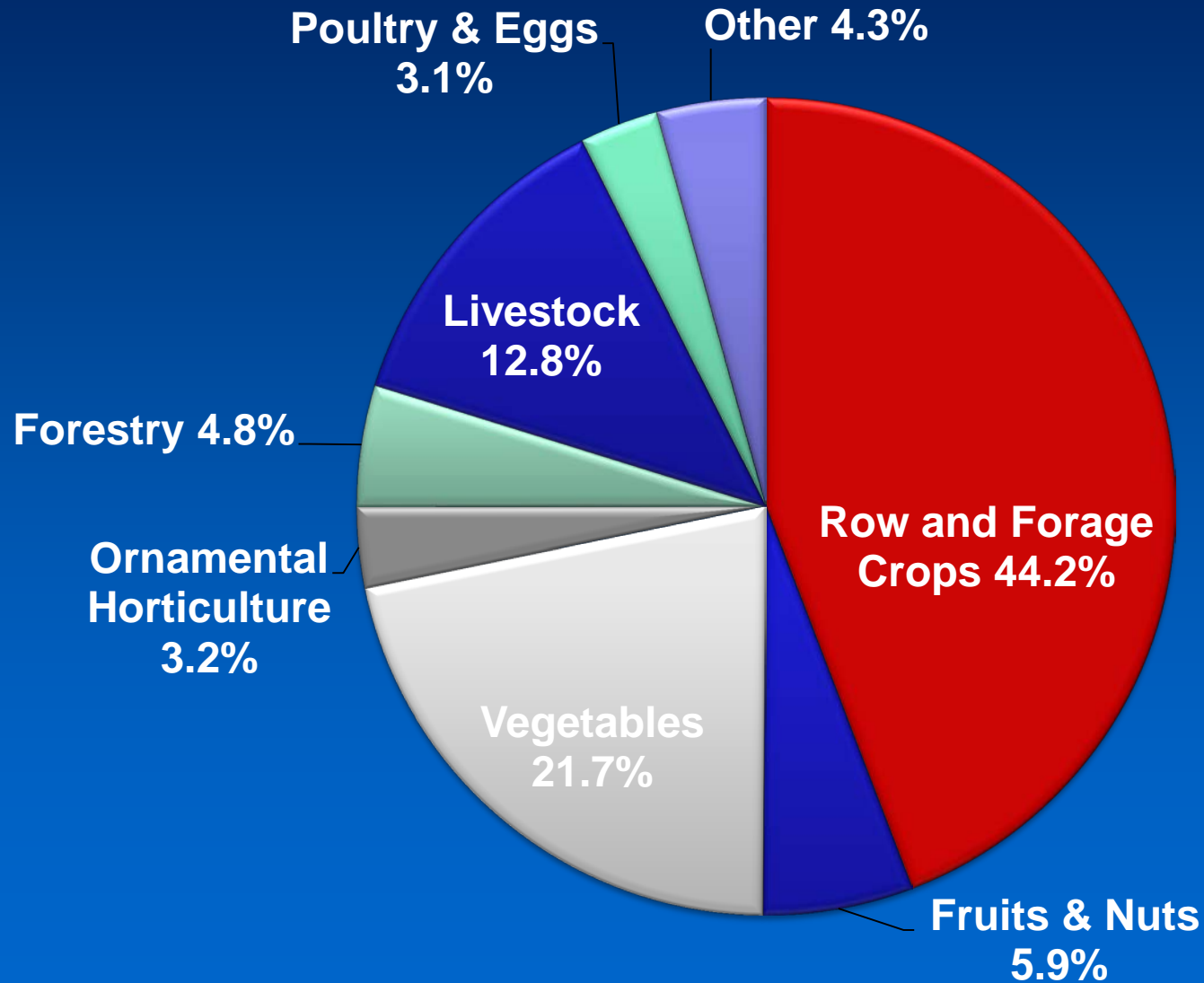
---

- 2012 Farm Gate Value in Candler Co. was \$60.3 million. Adding \$2.0 million of landscape services increased the total agricultural production value to \$62.3 million.
- The highest value commodity group was row and forage crops, representing 44.2% of the total agricultural production value.

# Candler County

## 2012 Agricultural Production Value

---



# What We Did

## County Economy Modeled

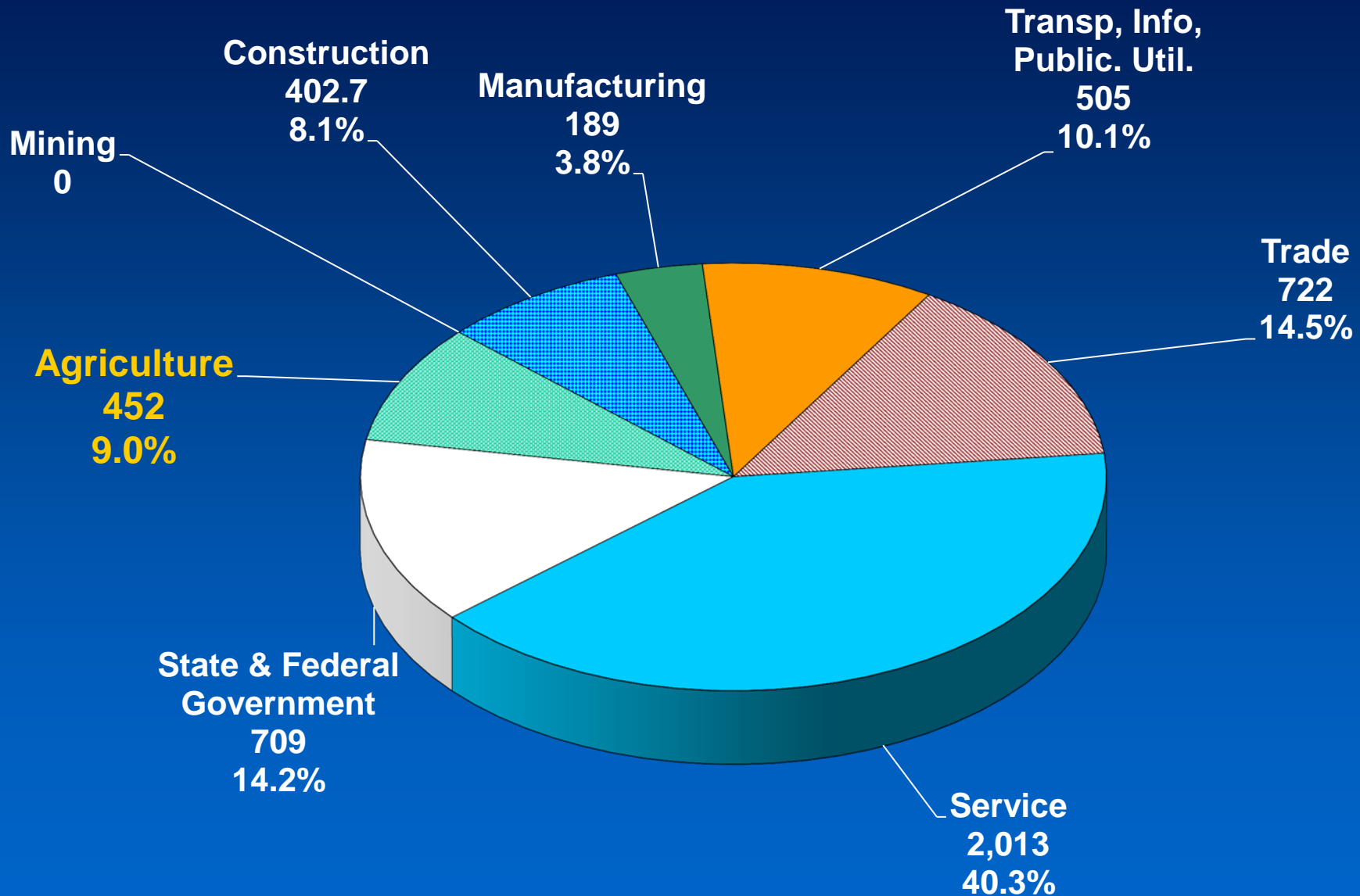
---

- The Center for Agribusiness and Economic Development performed an analysis of the county's economy, focusing on the role of food and fiber.
- How much of the county's total current economic output comes from food and fiber production and directly related processing? (A Snapshot of the Economy)
- What is the total (direct and indirect) economic *contribution* of food and fiber production and directly related industries?



# Candler County Employment

Total Jobs = 4,992



# An Economic Snapshot of Candler County

---

- How much of Candler County's total economic output comes from food and fiber production?
- AG value alone of \$62.3 million consisting of Farm Gate Value and landscape services comprises 12.2% of the county's economy.
- AG plus directly related businesses (ex. Ag Support Services, Processing, etc.) comprise 13.1% of the county's economy.

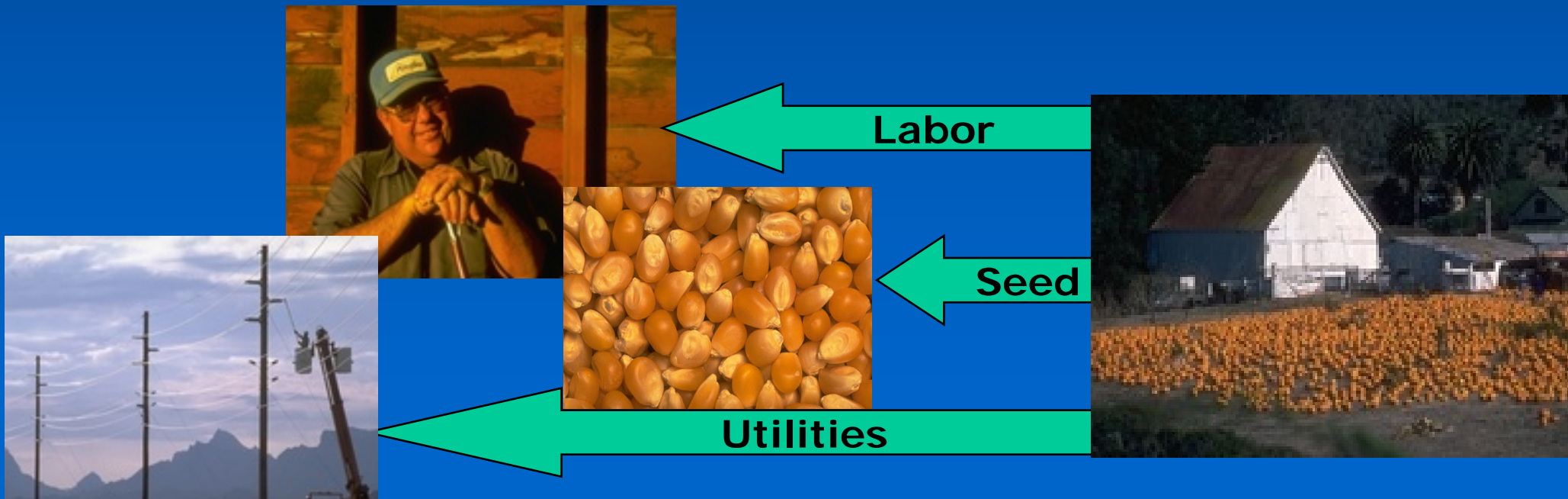
# What is the Impact?

---

- What is the total (direct and indirect) economic *contribution* of food and fiber production and directly related industries?
- This scenario illustrates how other industries are affected by the presence of food and fiber in the county. The indirect effects measure output created due to food and fiber production and processing in the county.

# What Economic Contribution Means: A Brief Explanation

- The *economic contribution* numbers capture the ripple effects that food and fiber create in the county's economy. Many other sectors rely in part on the existence of food and fiber for sales.



# Candler County

## Agriculture *CONTRIBUTION*

	Direct \$	Total \$
Ag & Landscape	62,294,656	62,294,656
Mining	0	\$0
Utilities	0	\$1,221,256
Construction	0	\$829,905
Manufacturing	0	\$0
Trade	0	\$55,491
Transp. & Warehousing	0	\$2,368,660
Information	0	\$321,458
Finance & Insurance	0	\$800,902
Real estate & rental	0	\$4,025,184
Services	0	\$2,685,679
Arts- entertainment & recreation	0	\$2,759,430
Government & Other	0	\$793,655
<b>TOTAL</b>	<b>62,294,656</b>	<b>78,217,210</b>

**Total Contribution of Production AG = \$78.2 million**  
**15.3% of total economy**

# Candler County

## Production Agriculture + Directly Related Businesses *CONTRIBUTION*

	Total \$
Ag & Landscape	\$66,988,468
Mining	\$0
Utilities	\$1,286,090
Construction	\$856,604
Manufacturing - Ag Related	\$0
Manufacturing - Non-Ag	\$69,317
Trade	\$2,748,138
Transp. & Warehousing	\$352,915
Information	\$913,103
Finance & Insurance	\$4,249,266
Real estate & rental	\$3,130,992
Services	\$3,220,147
Arts- entertainment & recreation	\$66,168
Government & Other	\$860,851
<b>TOTAL</b>	<b>\$84,742,058</b>

Total Contribution of Production AG + Directly Related = \$84.7 million  
16.5% of total economy

# Candler County

## Production Agriculture + Directly Related Industries Employment *CONTRIBUTION*

	Total \$
Ag & Landscape	537
Mining	0
Utilities	2
Construction	11
Manufacturing - Ag Related	0
Manufacturing - Non-Ag	0.3
Trade	30
Transp. & Warehousing	5
Information	3
Finance & Insurance	16
Real estate & rental	3
Services	58
Arts- entertainment & recreation	1
Government & Other	17

Total Employment Contribution Accounts for 682 jobs  
13.7% of total jobs

# What These Numbers Mean: A Brief Explanation

---

- *Direct* contribution is \$67 million. This includes food and fiber production, processing and directly related manufacturing.
- *Indirect* contribution from related sectors is \$17.8 million. This captures the effects of farmers (direct source) buying supplies (seed, fertilizer, work boots) from local stores. These stores must increase their output to meet farmer demand.



# What These Numbers Mean:

## A Brief Explanation (continued)

---

- As local stores increase their output, they may demand more stock from local wholesalers (also in the Trade sector). Local wholesalers demand more from local manufacturers, thus increasing activity in the Manufacturing sector.
- Local stores also hire employees to assist farmers. They take home wages and buy groceries at the local store which increases demand there.

# Candler County Food and Fiber Impact Conclusions

---

- The total *economic contribution* of food and fiber production, processing and direct manufacturing is \$84.7 million.
- The total county *output* is \$512.5 million.
- Thus, food and fiber (directly and indirectly) account for 16.5% of the total county output, considering the multiplier effects.

# Contact Information

---

Center for Agribusiness & Economic Development

*“Adding Value to Georgia's Agricultural Economy  
Through Research and Extension”*

Dr. Kent Wolfe, Director

[www.caed.uga.edu](http://www.caed.uga.edu)

Prepared by:

Sharon P. Kane, Public Service Associate, Economist

Karen Stubbs, Research Professional

*To learn more about your county, go to:*

*<http://www.caed.uga.edu/>*

*...click on “Resources”, then  
“Georgia Statistics System”*

**County Ag Profile Report**

