

# The Economic Importance of Food and Fiber



**A Spotlight on Mitchell County, Georgia**

Prepared for  
Mitchell County Cooperative Extension  
May 2014

by:

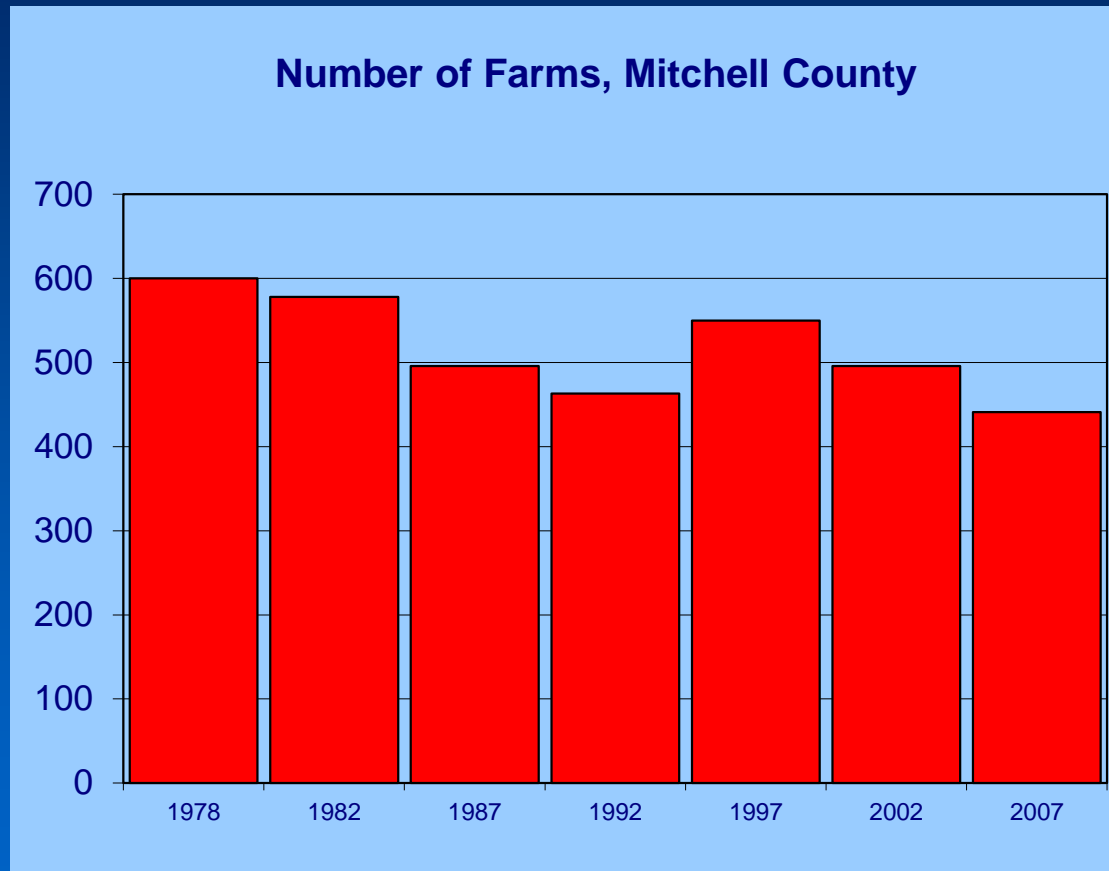
The Center for Agribusiness  
and Economic Development

College of Agricultural  
and Environmental Sciences

The University of Georgia

# Trends in Mitchell County: Number of Farms

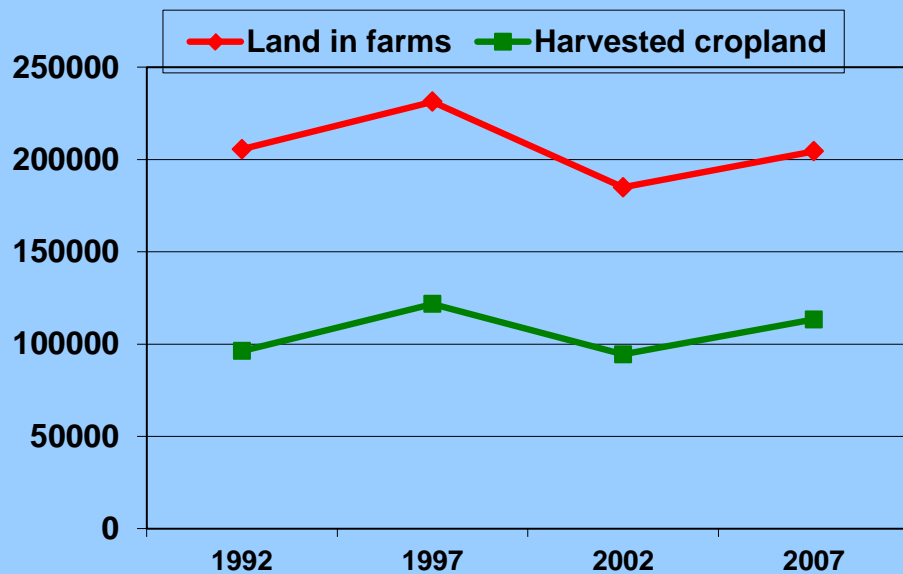
---



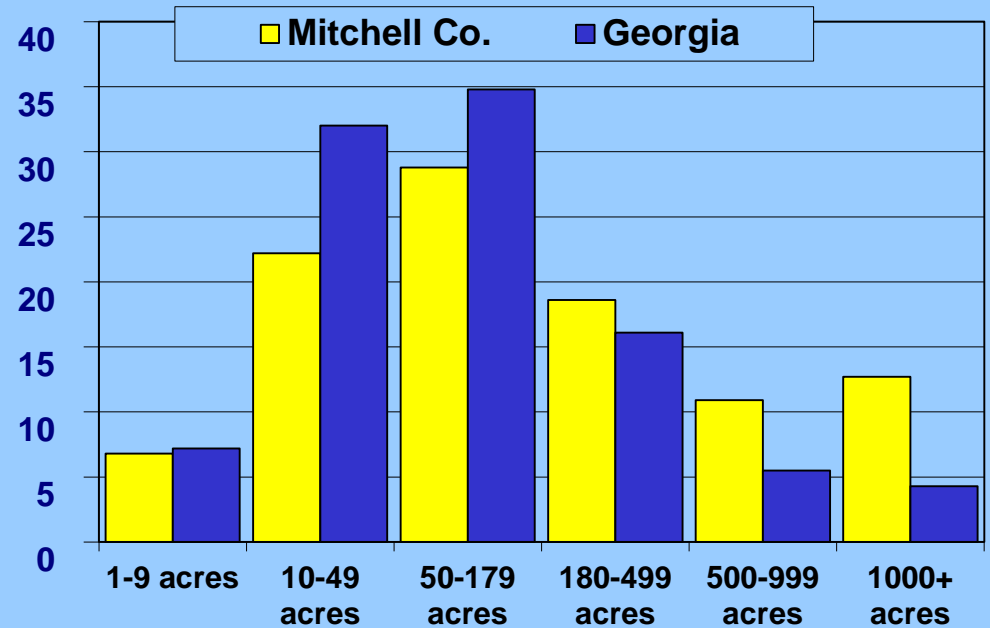
Source: 1978-2007 (quinquennial) Censuses of Agriculture

# Trends in Mitchell County: Land in Farms, Harvested Cropland & Farms by Size

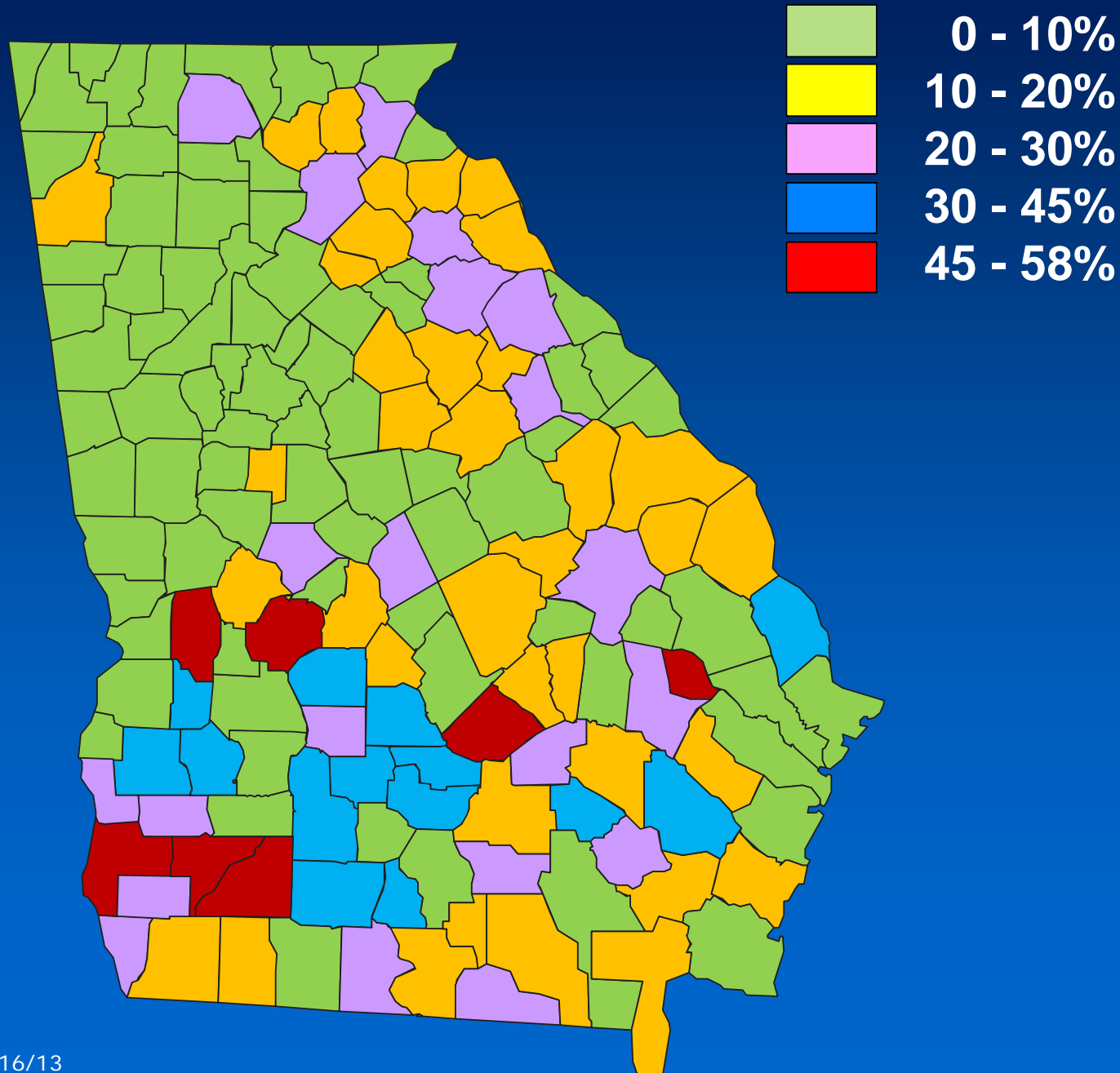
Land in Farms & Harvested Cropland  
Mitchell County



Percent of Farms by Size, 2007



# Food and Fiber Production Plus Directly Related Sectors as % of Total Economic Output



# Agriculture in Georgia

---

- Georgia's 2012 Farm Gate Value was \$13.88 billion. Adding the value of \$2.1 billion of landscape services increased the total agricultural production value to \$15.1 billion.
- Total food and fiber production and directly related businesses account for a \$76.9 billion *output impact* on Georgia's \$809.9 billion economy.

# What We Know about Mitchell County

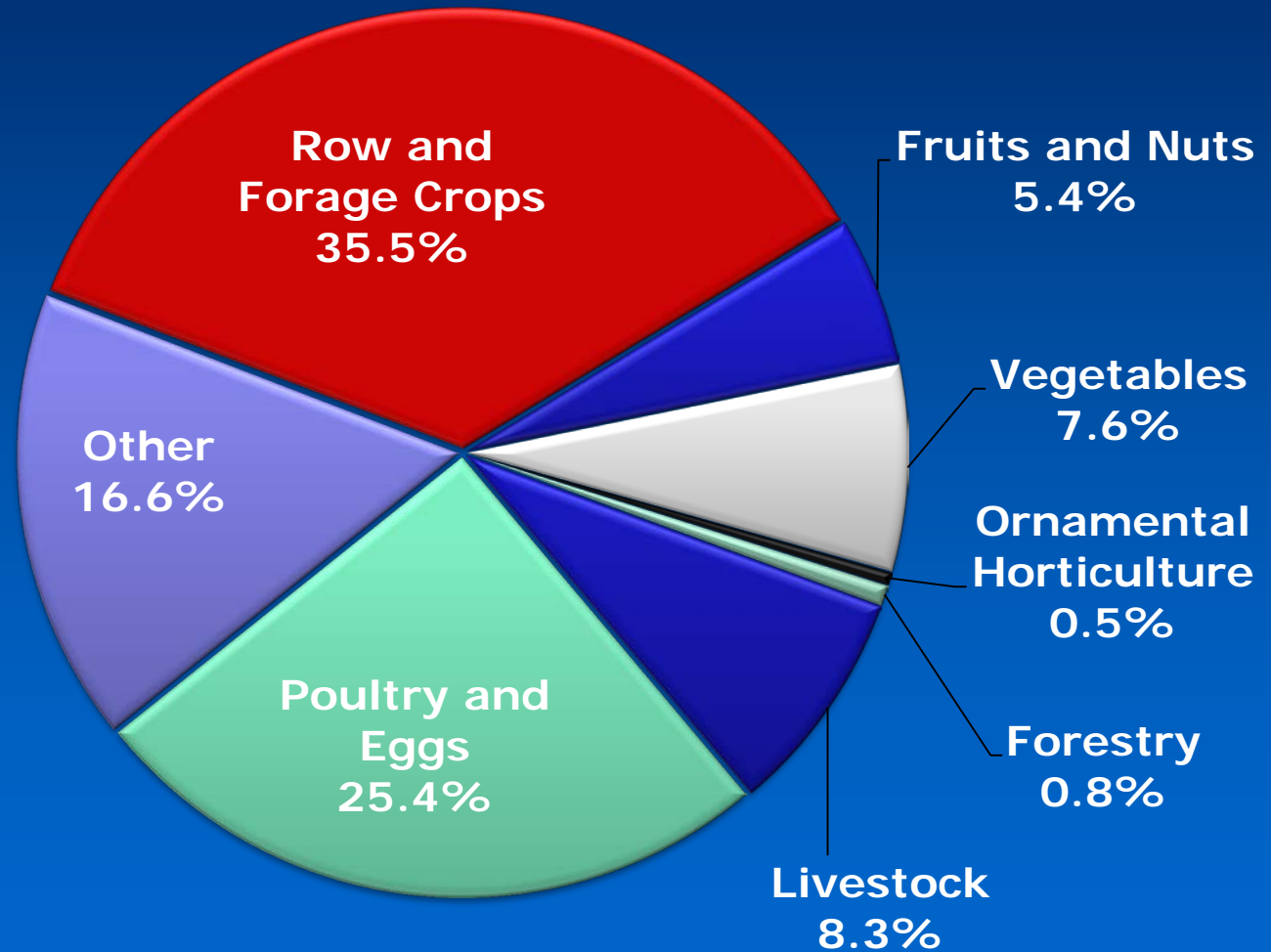
---

- 2012 Farm Gate Value in Mitchell Co. was \$389.3 million. Adding \$.6 million of landscape services increased the total agricultural production value to \$389.9 million.
- The highest value commodity group was row and forage crops, representing 35.5% of the total agricultural production value.

# Mitchell County

## 2012 Agricultural Production Value

---





# What We Did

## County Economy Modeled

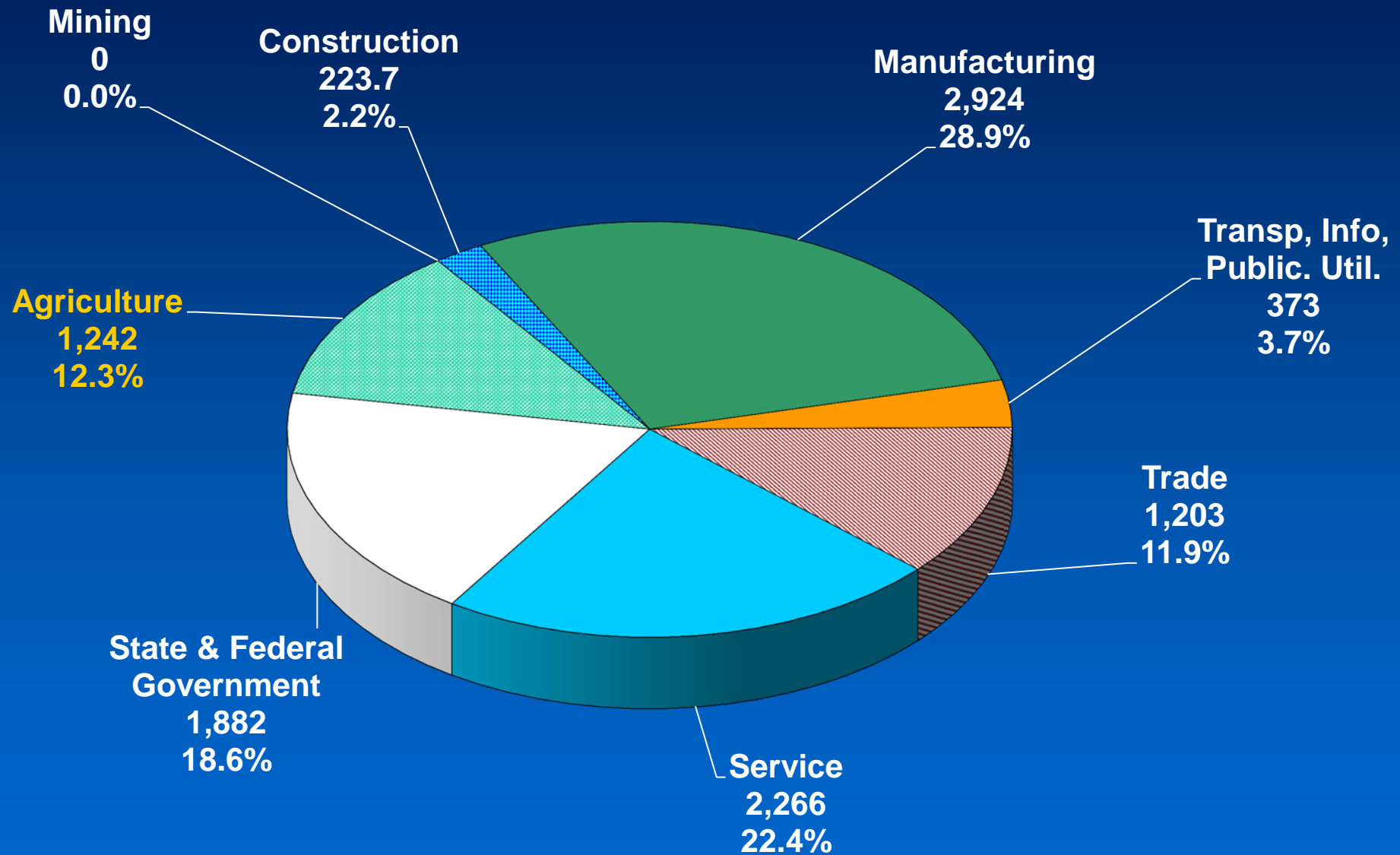
---

- The Center for Agribusiness and Economic Development performed an analysis of the county's economy, focusing on the role of food and fiber.
- How much of the county's total current economic output comes from food and fiber production and directly related processing? (A Snapshot of the Economy)
- What is the total (direct and indirect) *Impact* of food and fiber production and directly related industries?



# Mitchell County Employment

Total Jobs = 10,113



# An Economic Snapshot of Mitchell County

---

- How much of Mitchell County's total economic output comes from food and fiber production?
- AG value alone of \$389.9 million consisting of Farm Gate Value and landscape services comprises 16.7% of the county's economy.
- AG plus directly related businesses (ex. Ag Support Services, Processing, etc.) comprise 65.5% of the county's economy.

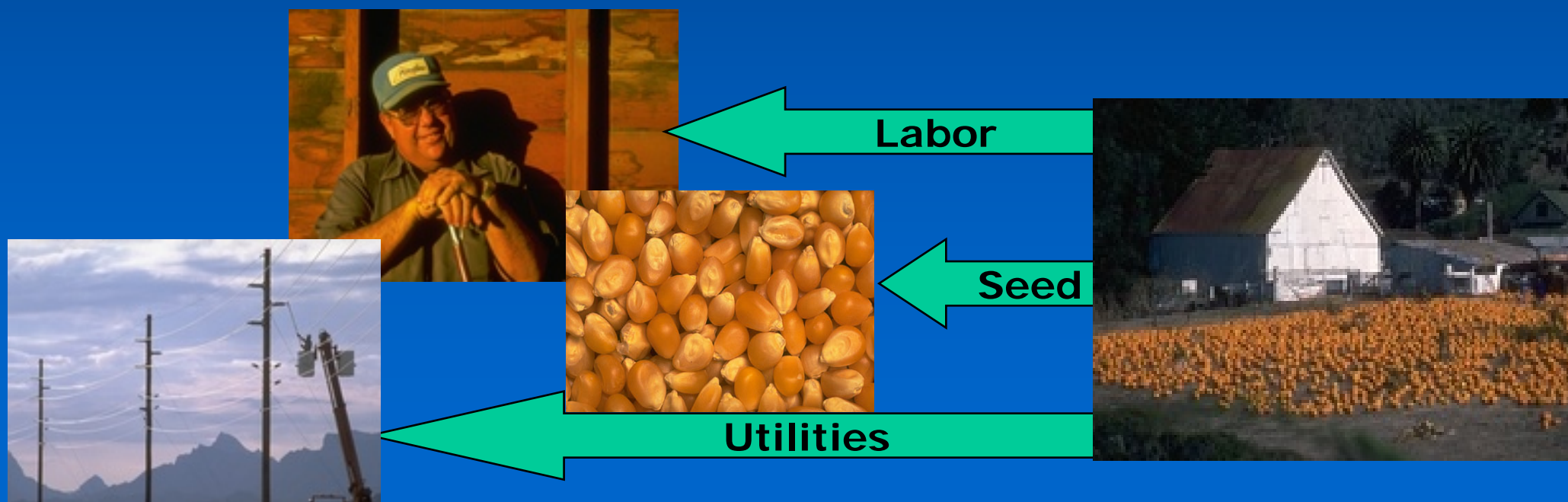
# What is the Impact?

---

- What is the total (direct and indirect) *impact* of food and fiber production and directly related industries?
- This scenario illustrates how other industries are affected by the presence of food and fiber in the county. The indirect impacts measure output created due to food and fiber production and processing in the county.

# What Impact Means: A Brief Explanation

- The *impact* numbers capture the ripple effects that food and fiber create in the county's economy. Many other sectors rely in part on the existence of food and fiber for sales.



# Mitchell County

## Agriculture *IMPACT*

	Direct \$	Total \$
Agriculture	389,873,618	389,873,618
Mining	0	0
Construction	0	997,237
Manufacturing	0	2,871,801
Trans-Utilities-Info	0	8,966,591
Trade	0	11,014,913
Service Industries	0	39,236,187
Government	0	2,045,881
<b>Total</b>	<b>389,873,618</b>	<b>455,006,228</b>

**Total Impact of Production AG = \$455.0 million**  
**19.5% of total economy**

# Mitchell County

## Production Agriculture + Directly Related Businesses *IMPACT*

	Total <i>Million \$</i>
Agriculture + Direct	1,528.3
Mining	0
Construction	3.0
Manufacturing	4.8
Trans-Utilities-Info	34.5
Trade	33.5
Service	96.9
Government	5.1
Total	1,706.1

Total Impact of AG + Directly Related = \$1,706.1 million  
73.2% of total economy

# Mitchell County

## Production Agriculture + Directly Related Industries Employment *IMPACT*

	Direct	Total
Agriculture + Direct	5,776	5,776
Mining	0	0
Construction	0	27
Manufacturing	0	14
Trans-Utilities-Info	0	136
Trade	0	319
Service	0	633
Government	0	36

Total Impact of AG + Directly Related Employment = 6,941 Jobs  
68.6% of total employment



# What These Numbers Mean: A Brief Explanation

---

- *Direct* impact is \$1,528.3 million. This includes food and fiber production, processing and directly related manufacturing.
- *Indirect* impact from related sectors is \$177.8 million. This captures the effects of farmers (direct source) buying supplies (seed, fertilizer, work boots) from local stores. These stores must increase their output to meet farmer demand.

# What These Numbers Mean:

## A Brief Explanation (continued)

---

- As local stores increase their output, they may demand more stock from local wholesalers (also in the Trade sector). Local wholesalers demand more from local manufacturers, thus increasing activity in the Manufacturing sector.
- Local stores also hire employees to assist farmers. They take home wages and buy groceries at the local store which increases demand there.

# Mitchell County Food and Fiber Impact Conclusions

---

- The total *impact* of food and fiber production, processing and direct manufacturing is \$1,706.1 million.
- The total county *output* is \$2,330.4 million.
- Thus, food and fiber (directly and indirectly) account for 73.2% of the total county output, considering the multiplier effects.

# Contact Information

---

Prepared by:

Sharon P. Kane, Public Service Associate, Economist  
Karen Stubbs, Research Professional  
Center for Agribusiness & Economic Development  
Dr. Kent Wolfe, Director

*“Adding Value to Georgia's Agricultural Economy  
Through Research and Extension“*

*To learn more about your county, go to:*

*<http://www.caed.uga.edu/>*

*...click on “Resources”, then  
“Georgia Statistics System”*

**Ag Profile Report  
#14-8A**

