

The Economic Importance of Food and Fiber

The background of the slide is a stylized, colorful illustration of a farm scene. It features a red barn with a white roof, several silos, and green fields. The style is reminiscent of a folk-art or naive painting style, with bold outlines and a limited color palette. The sky is a mix of blue and purple tones.

A Spotlight on Forsyth County, Georgia

Prepared for
Forsyth County Cooperative Extension

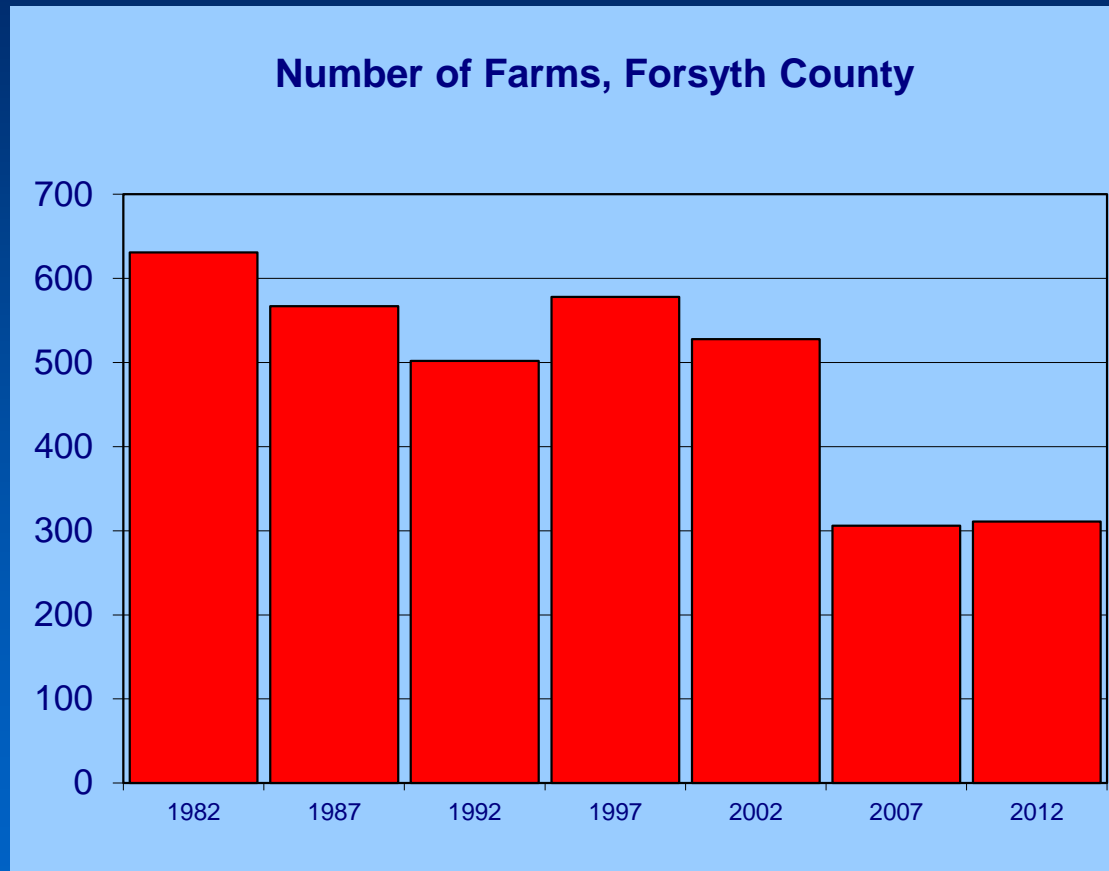
April 2015 by:

The Center for Agribusiness
and Economic Development

College of Agricultural
and Environmental Sciences

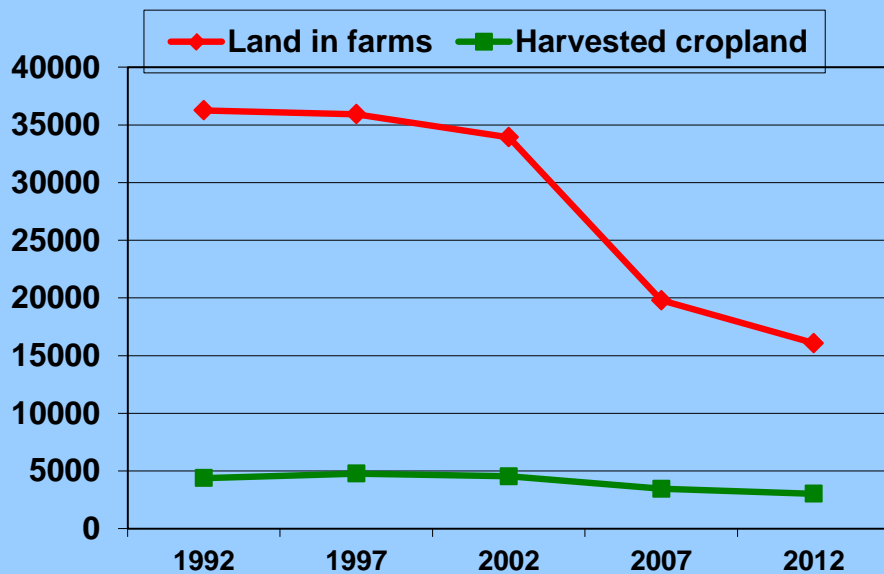
The University of Georgia

Trends in Forsyth County: Number of Farms

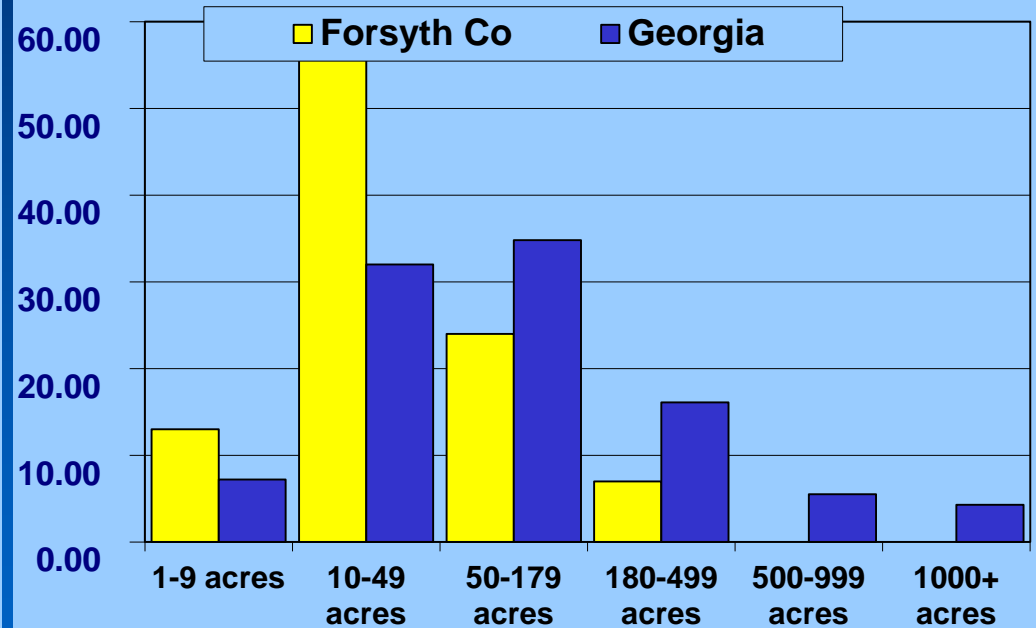


Trends in Forsyth County: Land in Farms, Harvested Cropland & Farms by Size

Land in Farms & Harvested Cropland
Forsyth County



Percent of Farms by Size, 2012



Agriculture in Georgia

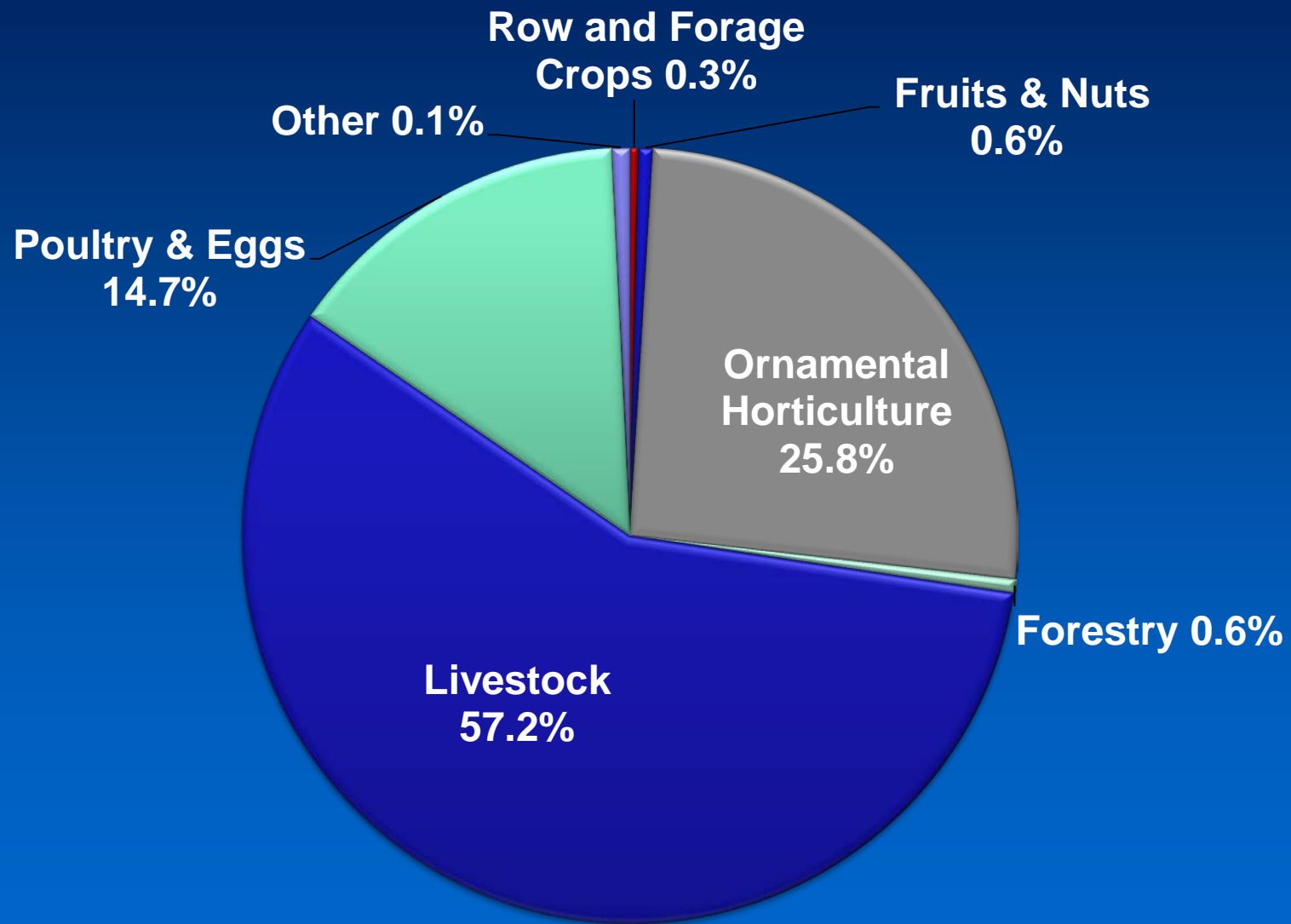
- Georgia's 2013 Farm Gate Value was \$13.59 billion. Adding the value of \$2.1 billion of landscape services increased the total agricultural production value to \$15.1 billion.
- Total food and fiber production and directly related businesses account for a \$72.5 billion *output impact* on Georgia's \$826.6 billion economy.

What We Know about Forsyth County

- 2013 Farm Gate Value in Forsyth Co. was \$15.6 million. Adding \$75.2 million of landscape services increased the total agricultural production value to \$90.8 million.
- The highest value commodity group was livestock and aquaculture, representing 57.23% of the total agricultural production value.

Forsyth County

2013 Farm Gate Production Value



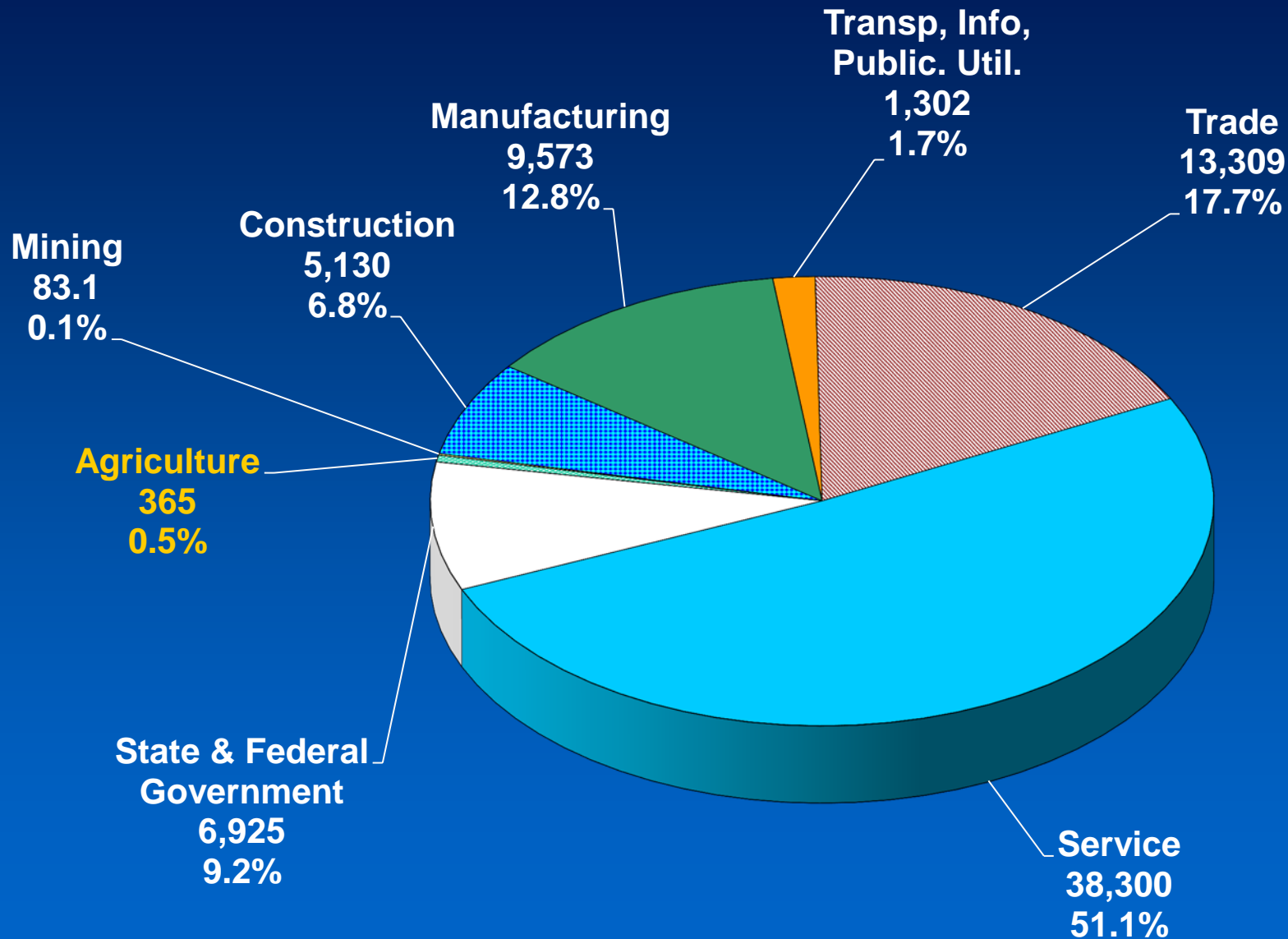
Examining the Contribution

County Economy Modeled

- The Center for Agribusiness and Economic Development performed an analysis of the county's economy, focusing on the role of food and fiber.
- How much of the county's total current economic output comes from food and fiber production and directly related processing? (A Snapshot of the Economy)
- What is the total (direct and indirect) *Economic Contribution* of food and fiber production and directly related industries?

Forsyth County Employment

Total Jobs = 74,988



An Economic Snapshot of Forsyth County

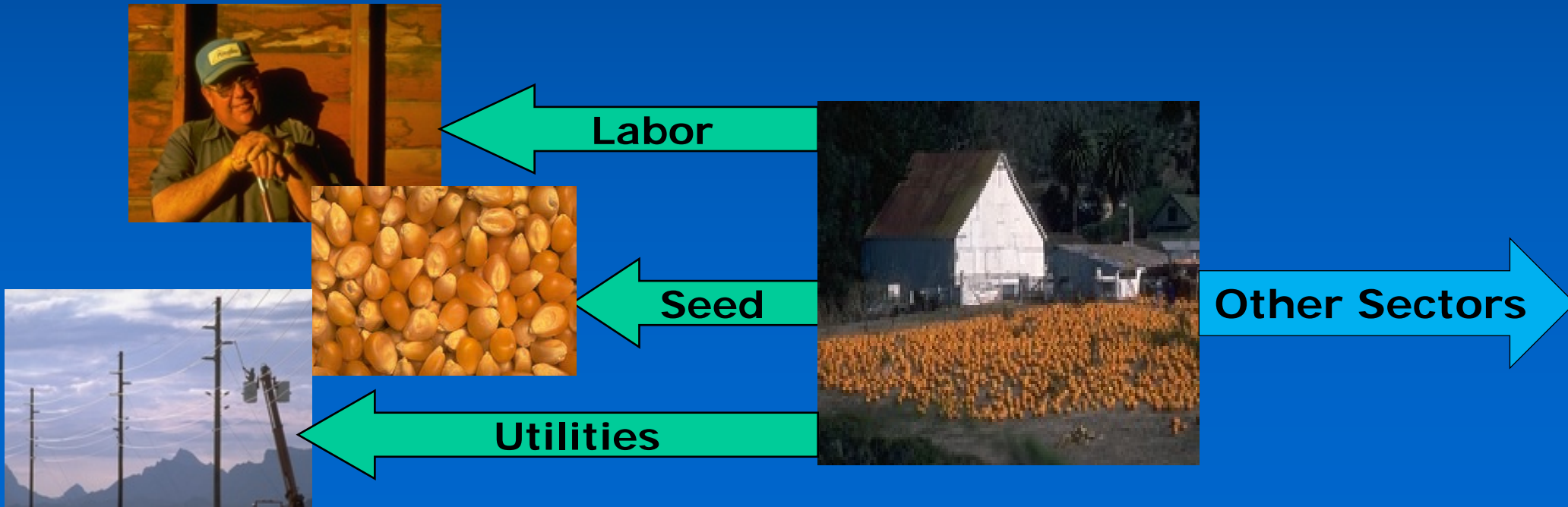
- How much of Forsyth County's total economic output comes from food and fiber production?
- AG value alone of \$90.8 million consisting of Farm Gate Value and landscape services comprises 0.74% of the county's economy.
- AG plus directly related businesses (ex. Ag Support Services, Processing, etc.) comprise 7.3% of the county's economy.

What is the Economic Contribution?

- What is the total (direct and indirect) *contribution* of food and fiber production and directly related industries?
- This scenario illustrates how other industries are affected by the presence of food and fiber in the county. The indirect contribution measures output created due to food and fiber production and processing in the county.

What Economic Contribution Means: A Brief Explanation

- The *contribution* numbers capture the ripple effects that food and fiber create in the county's economy. Many other sectors rely in part on the existence of food and fiber for sales.
- Further, agricultural commodities are sold to other sectors as the inputs to production.



Forsyth County

Agriculture *Contribution*

Sector	Direct	Total
Ag + Landscape	90,792,879	90,792,879
Mining	0	25,445
Utilities	0	807,731
Construction	0	602,403
Manufacturing	0	572,988
Wholesale Trade	0	2,589,271
Retail trade	0	3,263,411
Transportation & Warehousing	0	423,257
Information	0	1,506,965
Finance & insurance	0	3,160,597
Real estate & rental	0	6,984,826
Professional- scientific & tech services	0	1,821,069
Management of companies	0	158,332
Administrative & waste services	0	1,669,766
Educational svcs	0	191,600
Health & social services	0	4,406,081
Arts-entertainment & recreation	0	136,471
Accommodation & food services	0	2,187,604
Other services	0	1,803,872
Government & non NAICS	0	60,213
TOTAL	90,792,879	123,164,779

**Total
 Contribution
 of Production
 AG = \$123.2
 million
 1% of total
 economy**

Forsyth County

Production Agriculture + Directly Related Businesses Contribution

Sector	Direct	Total
Ag + Related	888,265,183	888,265,395
Mining	0	259,282
Utilities	0	9,129,559
Construction	0	4,734,602
Manufacturing	0	2,753,744
Wholesale Trade	0	15,958,477
Retail trade	0	10,887,039
Transportation & Warehousing	0	8,048,485
Information	0	6,427,626
Finance & insurance	0	9,771,087
Real estate & rental	0	23,146,868
Professional- scientific & tech services	0	9,391,550
Management of companies	0	7,175,906
Administrative & waste services	0	9,090,134
Educational svcs	0	566,157
Health & social services	0	13,207,312
Arts- entertainment & recreation	0	548,328
Accommodation & food services	0	7,877,950
Other services	0	6,577,638
Government & non NAICS	0	888,265,395
Total	888,265,183	1,034,172,665

Total
Contribution
of AG +
Related =
\$1,034.2
million
8.5% of total
economy

Forsyth County

Production Agriculture + Directly Related Industries Employment *Contribution*

Sector	Direct	Total
Ag + Related	4,095	4,095
Mining	0	2
Utilities	0	9
Construction	0	27
Manufacturing	0	13
Wholesale Trade	0	63
Retail trade	0	147
Transportation & Warehousing	0	71
Information	0	18
Finance & insurance	0	48
Real estate & rental	0	17
Professional- scientific & tech services	0	67
Management of companies	0	32
Administrative & waste services	0	101
Educational svcs	0	13
Health & social services	0	138
Arts- entertainment & recreation	0	8
Accommodation & food services	0	156
Other services	0	98
Government & non NAICS	0	3
Total	4,095	5,124

Total
Contribution
of AG + Related
Employment =
5,124

Accounts for
6.8% of
employment

What These Numbers Mean: A Brief Explanation

- *Direct contribution* is \$888.3 million. This includes food and fiber production, processing and directly related manufacturing.
- *Total contribution* includes related sectors and sums to \$1,034.2 million. This includes the captured effects of farmers (direct source) buying supplies (seed, fertilizer, work boots) from local stores. These stores must increase their output to meet farmer demand.

What These Numbers Mean:

A Brief Explanation (continued)

- As local stores increase their output, they may demand more stock from local wholesalers (also in the Trade sector). Local wholesalers demand more from local manufacturers, thus increasing activity in the Manufacturing sector.
- Local stores also hire employees to assist farmers. They take home wages and buy groceries at the local store which increases demand there.

Forsyth County Food and Fiber Conclusions

- The total *economic contribution* of food and fiber production, processing and direct manufacturing is \$1,034.2 million.
- The total county *output* is \$12.2 billion.
- Thus, food and fiber (directly and indirectly) account for 8.5% of the total county output, considering the multiplier effects.

Contact Information

Prepared by:

Sharon P. Kane, Public Service Associate, Economist
Karen Stubbs, Research Professional
Center for Agribusiness & Economic Development
Dr. Kent Wolfe, Director

*“Adding Value to Georgia's Agricultural Economy
Through Research and Extension“*

To learn more about your county, go to:

<http://www.caed.uga.edu/>

*...click on “Resources”, then
“Georgia Statistics System”*

**Ag Profile Report
#15-06A**

