

The Economic Importance of Food and Fiber

The background of the slide is a stylized, colorful illustration of a farm scene. It features a large red barn with a white roof, several silos, and a wooden fence in the foreground. The scene is set against a blue sky with white clouds. The overall style is reminiscent of a folk-art or naive painting style.

A Spotlight on Jackson County, Georgia

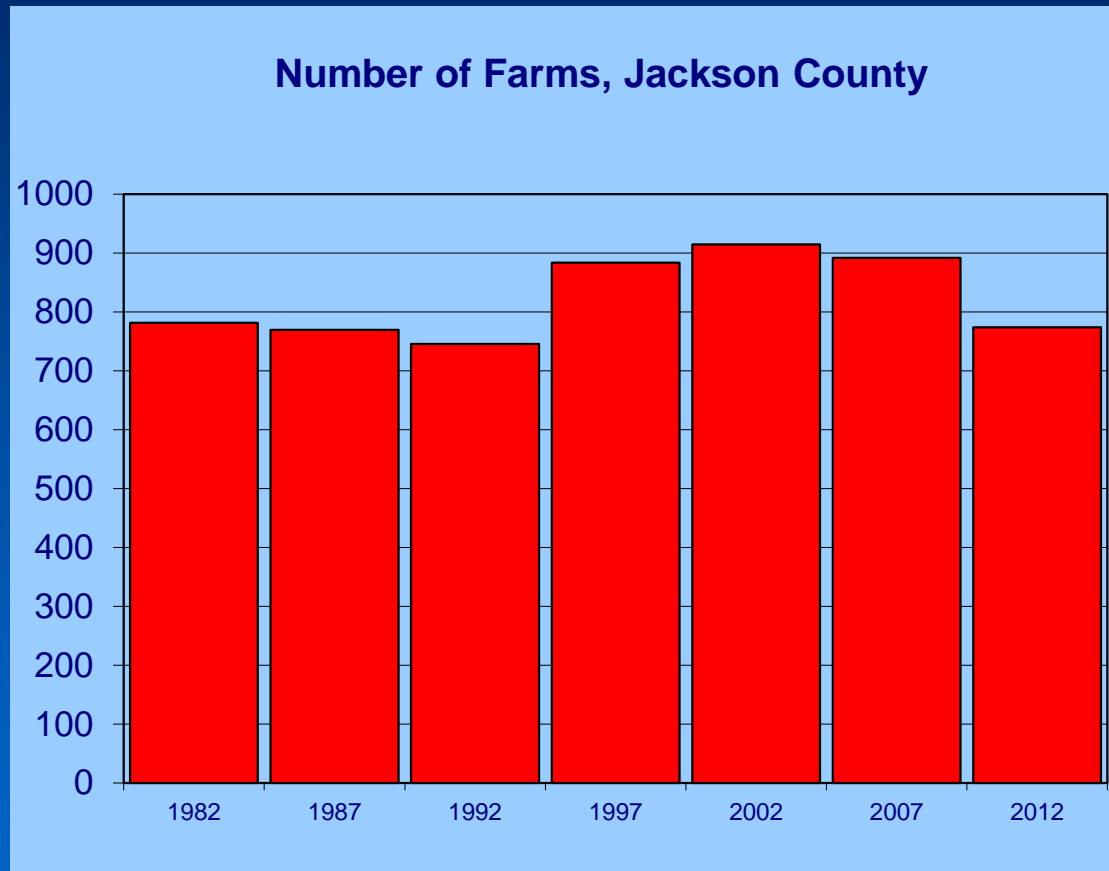
Prepared for
Jackson County Cooperative Extension

November 2015 by:
The Center for Agribusiness
and Economic Development

College of Agricultural
and Environmental Sciences

The University of Georgia

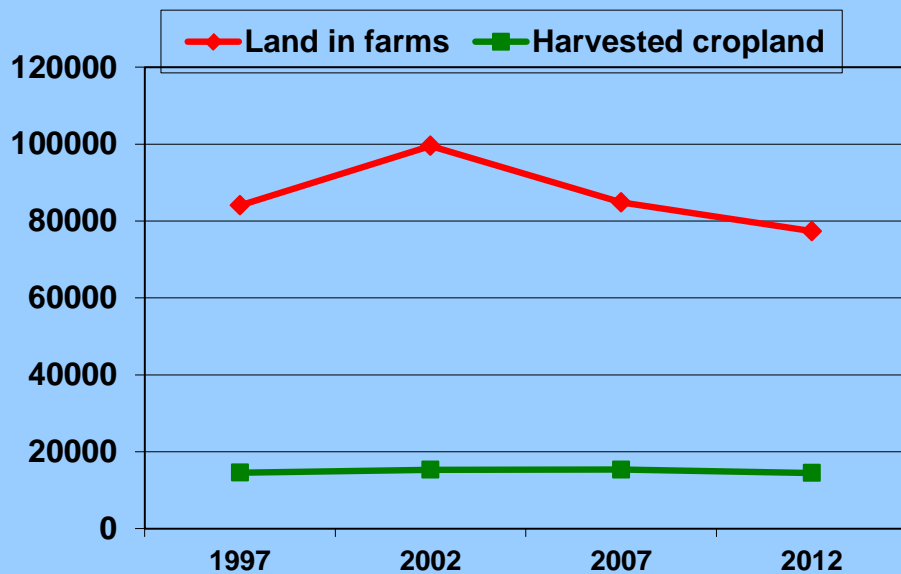
Trends in Jackson County: Number of Farms



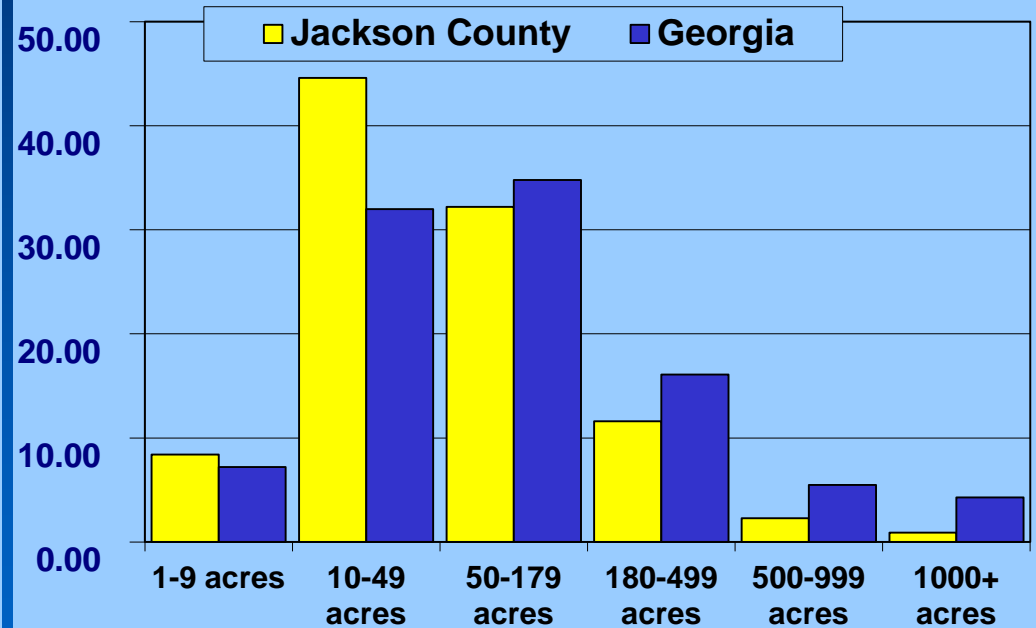
Source: 1978-2012 (quinquennial) Censuses of Agriculture

Trends in Jackson County: Land in Farms, Harvested Cropland & Farms by Size

Land in Farms & Harvested Cropland
Jackson County



Percent of Farms by Size, 2012



Agriculture in Georgia

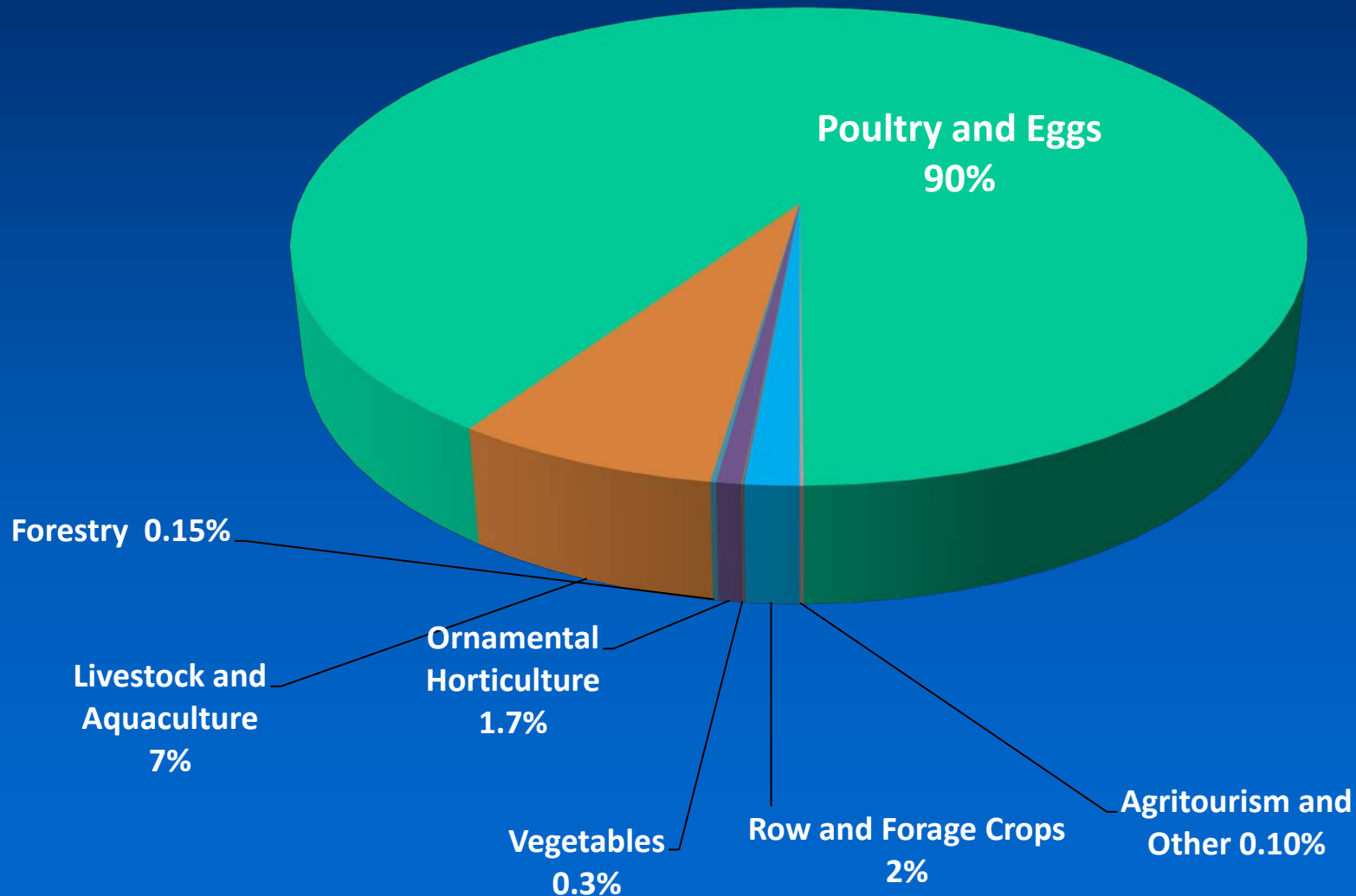
- Georgia's 2013 Farm Gate Value was \$13.59 billion. Adding the value of \$2.1 billion of landscape services increased the total agricultural production value to \$15.1 billion.
- Total food and fiber production and directly related businesses account for a \$72.5 billion *output impact* on Georgia's \$826.6 billion economy.

What We Know about Jackson County

- 2013 Farm Gate Value in Jackson Co. was \$351.4 million. Adding \$7.3 million of landscape services increased the total agricultural production value to \$358.7 million.
- The highest value commodity group was poultry and eggs, representing 90% of the total agricultural production value.

Jackson County

2013 Farm Gate Production Value



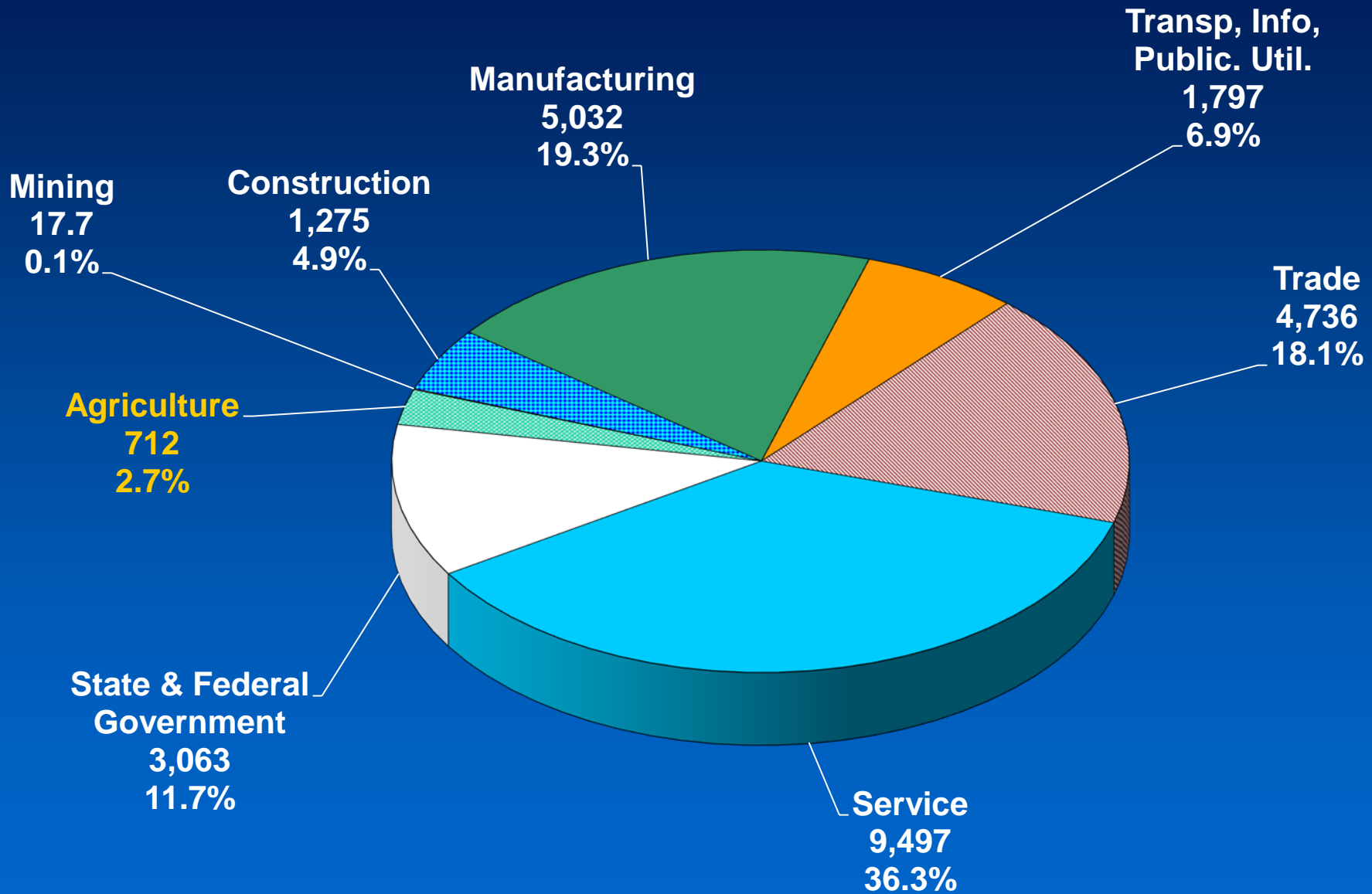
Examining the Contribution

County Economy Modeled

- The Center for Agribusiness and Economic Development performed an analysis of the county's economy, focusing on the role of food and fiber.
- How much of the county's total current economic output comes from food and fiber production and directly related processing? (A Snapshot of the Economy)
- What is the total (direct and indirect) *Economic Contribution* of food and fiber production and directly related industries?

Jackson County Employment

Total Jobs = 26,130



An Economic Snapshot of Jackson County

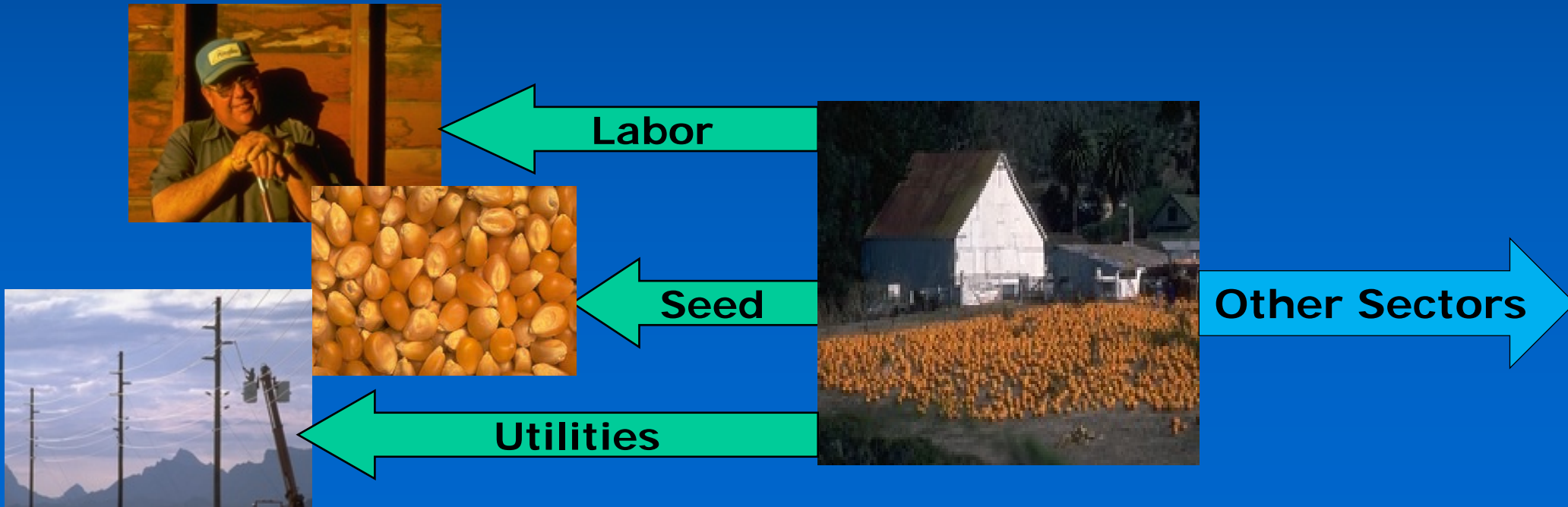
- How much of Jackson County's total economic output comes from food and fiber production?
- AG value alone of \$358.7 million consisting of Farm Gate Value and landscape services comprises 7.5% of the county's economy.
- AG plus directly related businesses (ex. Ag Support Services, Processing, etc.) comprise 14.2% of the county's economy.

What is the Economic Contribution?

- What is the total (direct and indirect) *contribution* of food and fiber production and directly related industries?
- This scenario illustrates how other industries are affected by the presence of food and fiber in the county. The indirect contribution measures output created due to food and fiber production and processing in the county.

What Economic Contribution Means: A Brief Explanation

- The *contribution* numbers capture the ripple effects that food and fiber create in the county's economy. Many other sectors rely in part on the existence of food and fiber for sales.
- Further, agricultural commodities are sold to other sectors as the inputs to production.



Jackson County

Agriculture *Contribution*

Sector	Direct	Total
Ag + Landscape	358,743,740	358,743,740
Mining	0	68,982
Utilities	0	3,090,795
Construction	0	2,537,932
Manufacturing	0	48,580,684
Wholesale Trade	0	28,397,688
Retail trade	0	7,677,813
Transportation & Warehousing	0	10,595,499
Information	0	2,406,691
Finance & insurance	0	5,400,589
Real estate & rental	0	16,712,480
Professional- scientific & tech services	0	5,257,479
Management of companies	0	372,465
Administrative & waste services	0	1,619,969
Educational svcs	0	199,361
Health & social services	0	5,207,062
Arts-entertainment & recreation	0	519,522
Accommodation & food services	0	4,596,776
Other services	0	3,624,276
Government & non NAICS	0	483,473
TOTAL	358,743,740	506,093,274

Total
Contribution
of Production
AG = \$506.1
million
10.6% of total
economy

Jackson County

Production Agriculture + Directly Related Businesses Contribution

Sector	Direct	Total
Ag + Related	676,540,722	676,540,722
Mining	0	98,824
Utilities	0	5,977,077
Construction	0	4,229,050
Manufacturing	0	49,082,848
Wholesale Trade	0	38,574,018
Retail trade	0	11,552,570
Transportation & Warehousing	0	23,780,229
Information	0	4,387,285
Finance & insurance	0	9,803,569
Real estate & rental	0	24,231,975
Professional- scientific & tech services	0	7,664,502
Management of companies	0	1,819,643
Administrative & waste services	0	3,025,655
Educational svcs	0	278,595
Health & social services	0	7,489,490
Arts- entertainment & recreation	0	738,944
Accommodation & food services	0	7,175,170
Other services	0	5,818,260
Government & non NAICS	0	882,865
Total	676,540,722	883,151,294

**Total
Contribution
of AG +
Related =
\$883.2 million
18.5% of total
economy**

Jackson County

Production Agriculture + Directly Related Industries Employment *Contribution*

Sector	Direct	Total
Ag + Related	2,575	2,575
Mining	0	0.4
Utilities	0	5
Construction	0	26
Manufacturing	0	38
Wholesale Trade	0	179
Retail trade	0	157
Transportation & Warehousing	0	167
Information	0	15
Finance & insurance	0	46
Real estate & rental	0	45
Professional- scientific & tech services	0	97
Management of companies	0	9
Administrative & waste services	0	56
Educational svcs	0	11
Health & social services	0	92
Arts- entertainment & recreation	0	15
Accommodation & food services	0	149
Other services	0	102
Government & non NAICS	0	10
Total	2,575	3,791

Total
Contribution
of AG + Related
Employment =
3,791
Accounts for
14.5% of
employment

What These Numbers Mean: A Brief Explanation

- *Direct contribution* is \$676.5 million. This includes food and fiber production, processing and directly related manufacturing.
- *Total contribution* includes related sectors and sums to \$883.2 million. This includes the captured effects of farmers (direct source) buying supplies (seed, fertilizer, work boots) from local stores. These stores must increase their output to meet farmer demand.

What These Numbers Mean:

A Brief Explanation (continued)

- As local stores increase their output, they may demand more stock from local wholesalers (also in the Trade sector). Local wholesalers demand more from local manufacturers, thus increasing activity in the Manufacturing sector.
- Local stores also hire employees to assist farmers. They take home wages and buy groceries at the local store which increases demand there.

Jackson County Food and Fiber Summary & Conclusions

- The total *economic contribution* of food and fiber production, processing and direct manufacturing is \$883.2 million.
- The total county *output* is \$4.8 billion.
- Thus, food and fiber (directly and indirectly) account for 18.5% of the total county output, considering the multiplier effects.

Contact Information

Prepared by:

Sharon P. Kane, Senior Public Service Associate, Economist
Karen Stubbs, Research Professional
Center for Agribusiness & Economic Development
Dr. Kent Wolfe, Director

*“Adding Value to Georgia's Agricultural Economy
Through Research and Extension”*

*To learn more about your county, go to:
<http://www.caed.uga.edu/>
...click on “Resources”, then
“Georgia Statistics System”*

Ag Profile Report

