

# **The Economic Importance of Food and Fiber**

---

## **A Spotlight on Putnam County, Georgia**

Prepared for  
**Putnam County Cooperative Extension**

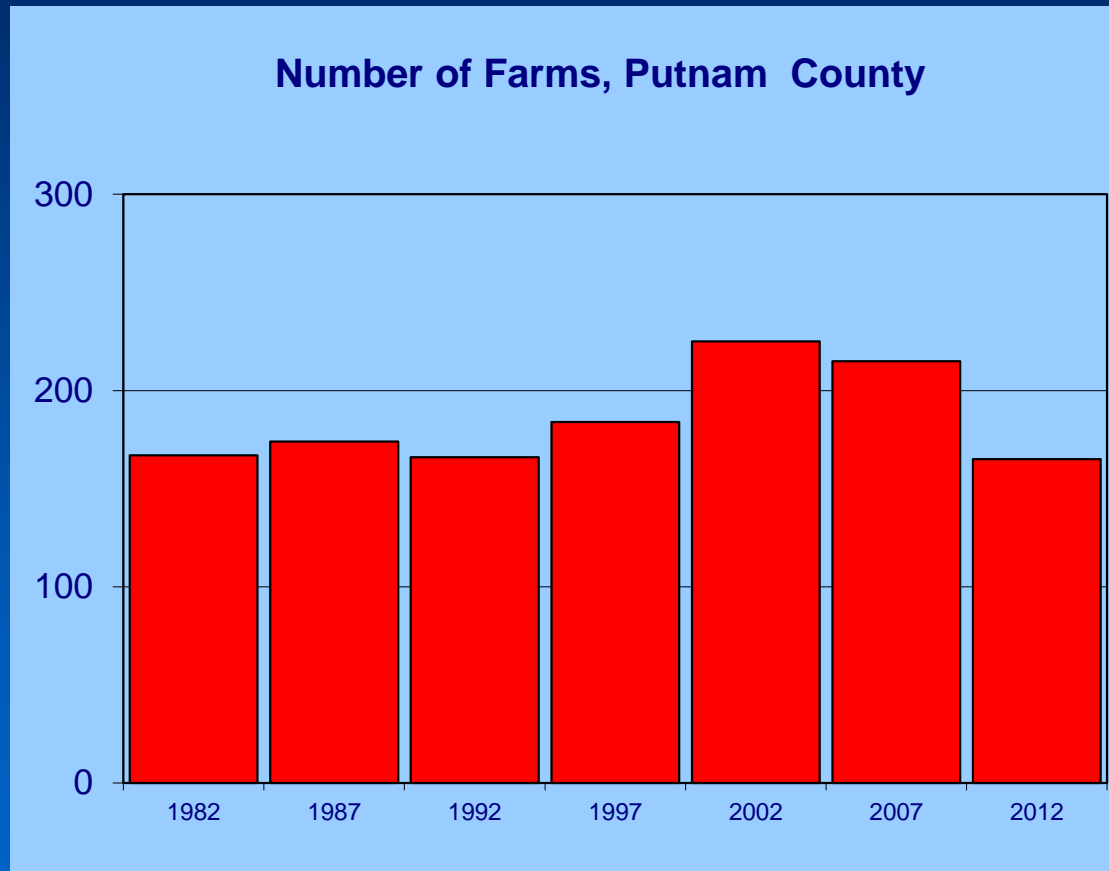
February 2015 by:  
**The Center for Agribusiness  
and Economic Development**

**College of Agricultural  
and Environmental Sciences**

**The University of Georgia**

# Trends in Putnam County: Number of Farms

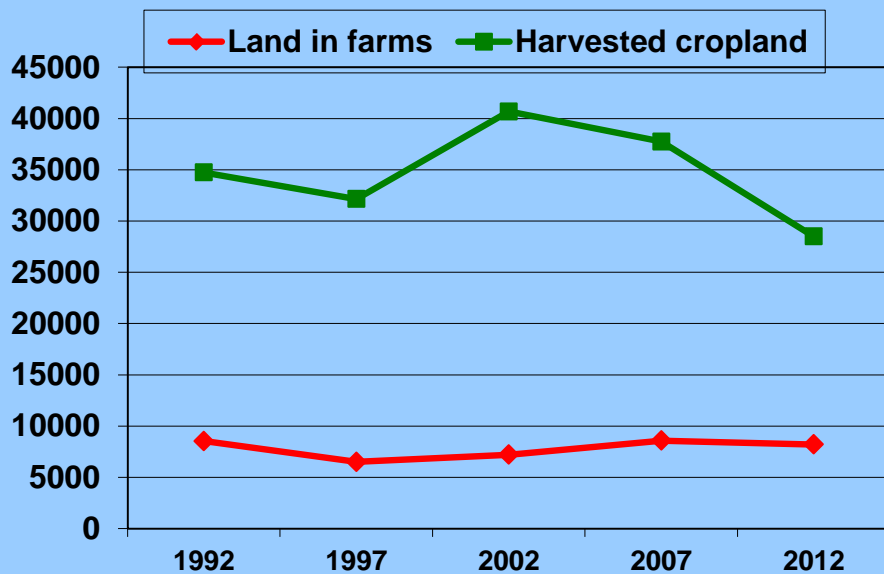
---



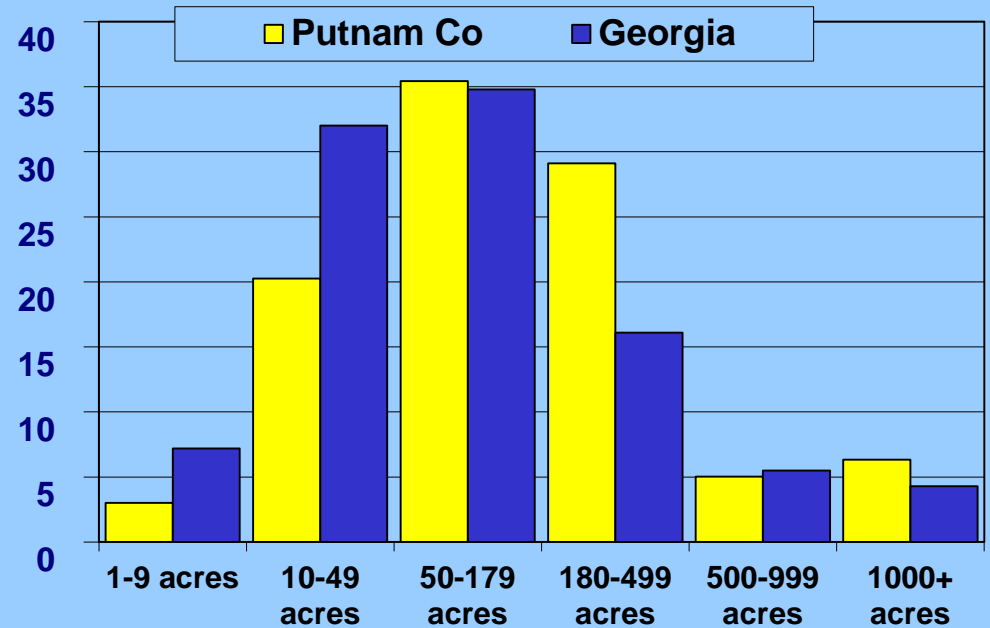
Source: 1978-2012 (quinquennial) Censuses of Agriculture

# Trends in Putnam County: Land in Farms, Harvested Cropland & Farms by Size

Land in Farms & Harvested Cropland  
Putnam County



Percent of Farms by Size, 2012



# Agriculture in Georgia

---

- Georgia's 2013 Farm Gate Value was \$13.59 billion. Adding the value of \$2.1 billion of landscape services increased the total agricultural production value to \$15.1 billion.
- Total food and fiber production and directly related businesses account for a \$72.5 billion *output contribution* in Georgia's \$826.6 billion economy.

# What We Know about Putnam County

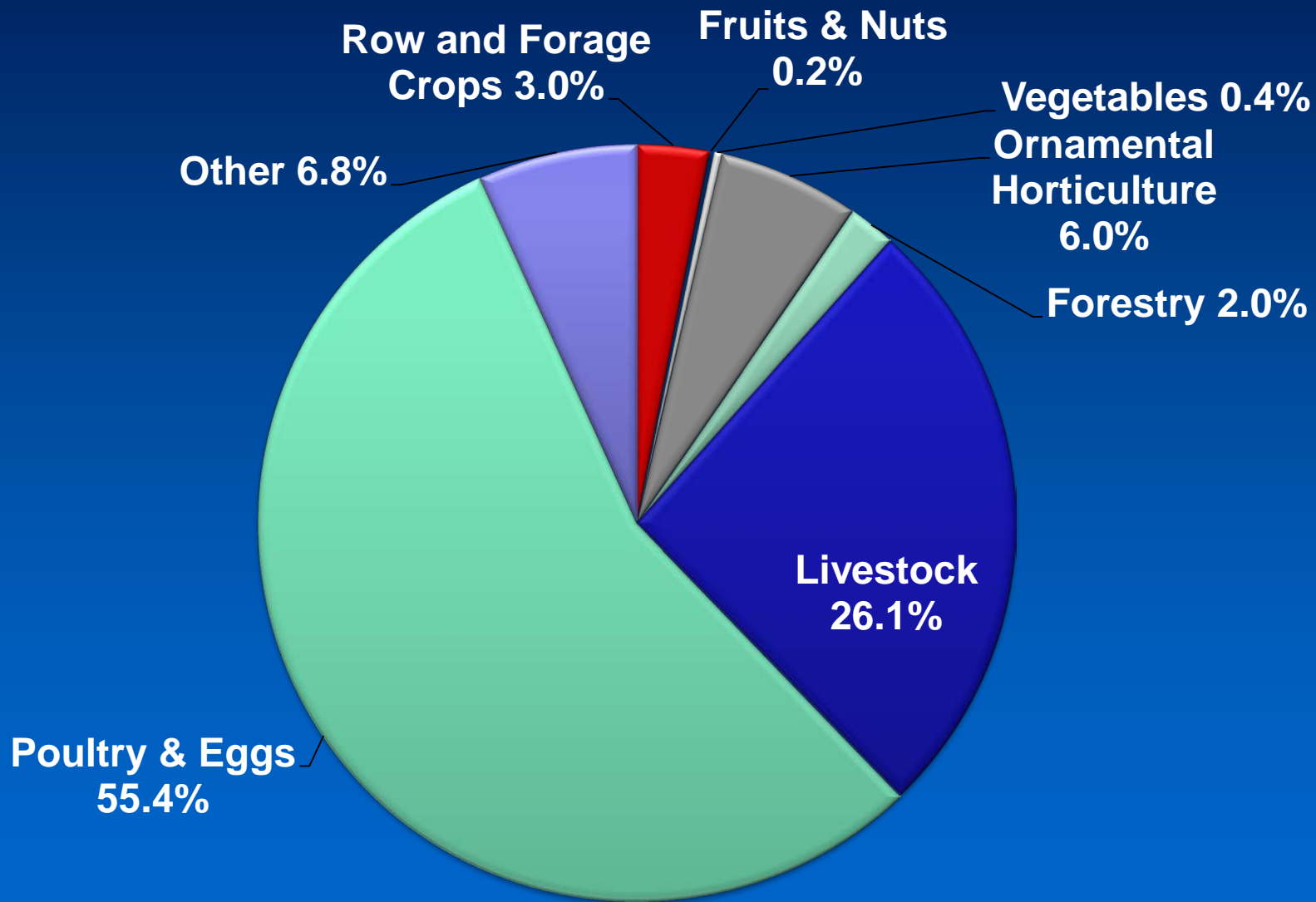
---

- 2013 Farm Gate Value in Putnam Co. was \$98.1 million. Adding \$2.2 million of landscape services increased the total agricultural production value to \$100.3 million.
- The highest value commodity group was poultry and eggs, representing 55.4% of the total agricultural production value.

# Putnam County

## 2013 Agricultural Production Value

---



# What We Did

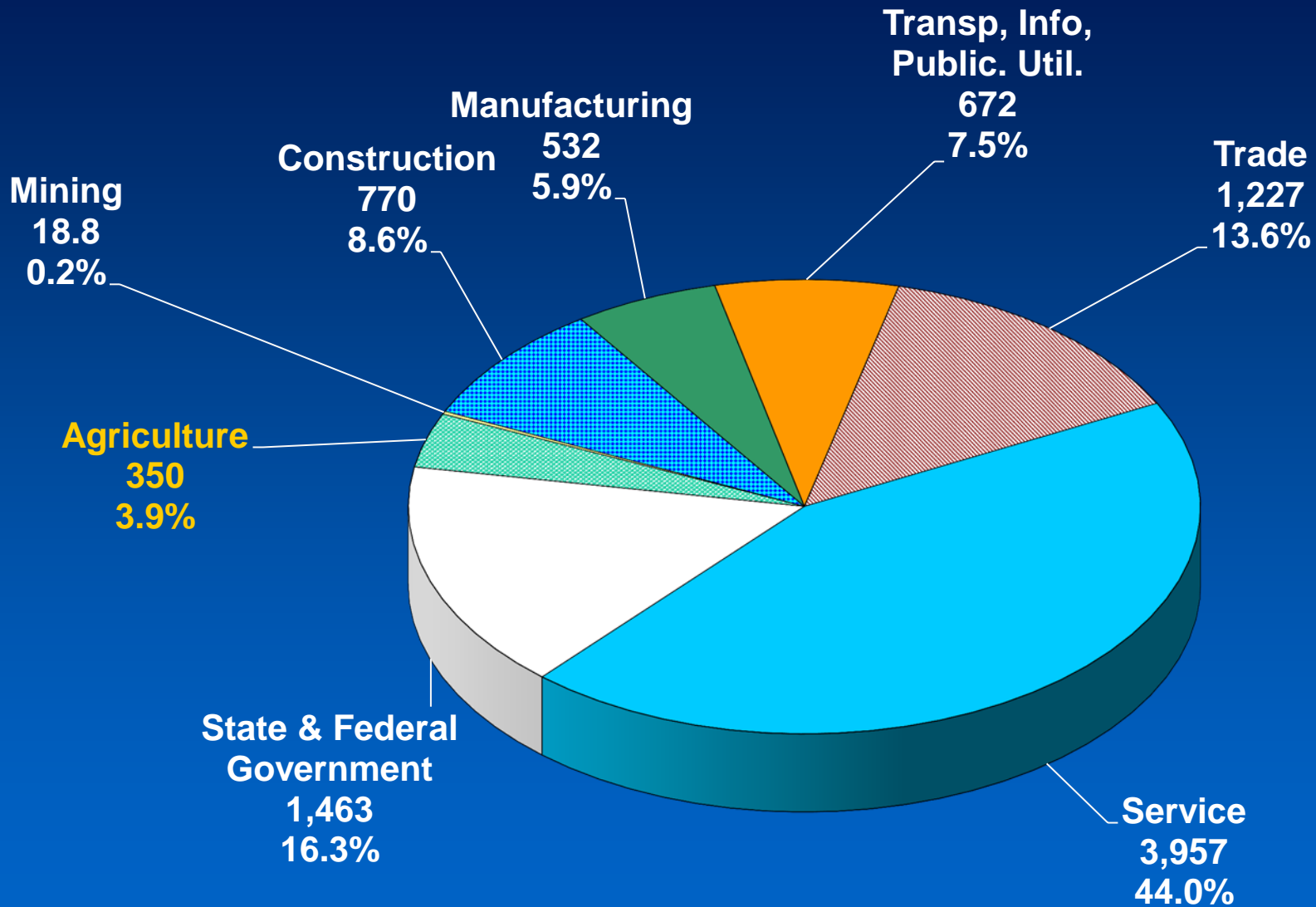
## County Economy Modeled

---

- The Center for Agribusiness and Economic Development performed an analysis of the county's economy, focusing on the role of food and fiber.
- How much of the county's total current economic output comes from food and fiber production and directly related processing? (A Snapshot of the Economy)
- What is the total (direct and indirect) *Contribution* of food and fiber production and directly related industries?

# Putnam County Employment

Total Jobs = 8,990





# An Economic Snapshot of Putnam County

---

- How much of Putnam County's total economic output comes from food and fiber production?
- AG value alone of \$100.3 million consisting of Farm Gate Value and landscape services comprises 6.7% of the county's economy.
- AG plus directly related businesses (ex. Ag Support Services, Processing, etc.) comprise 13.2% of the county's economy.

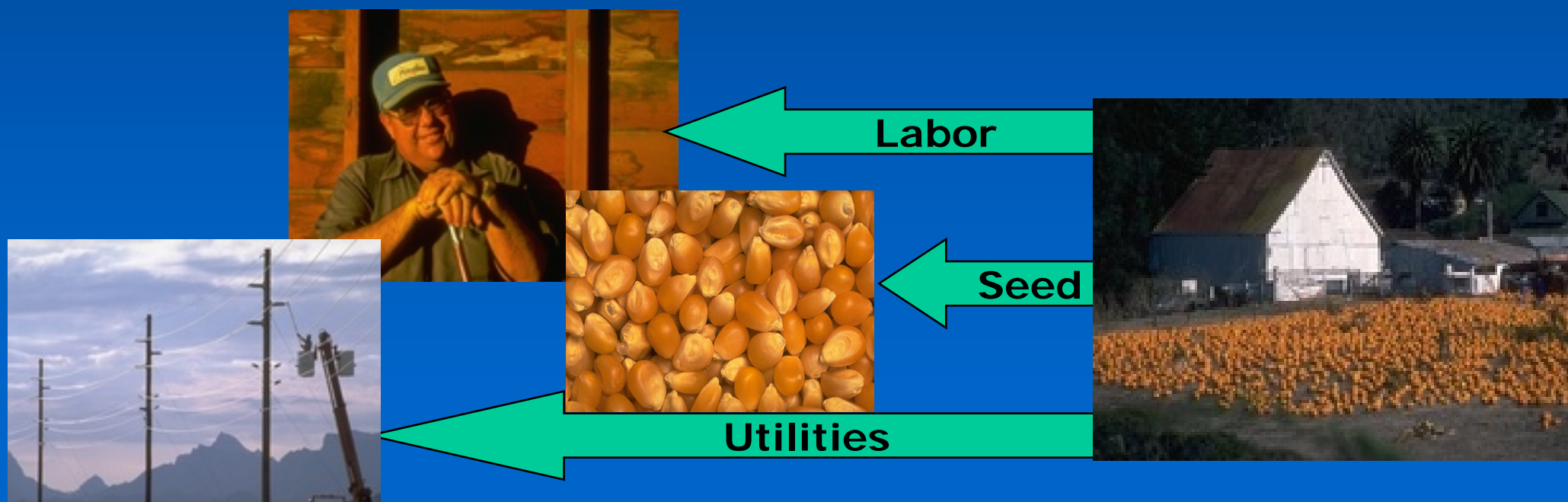
# What is the Contribution?

---

- What is the total (direct and indirect) *Contribution* of food and fiber production and directly related industries?
- This scenario illustrates how other industries are affected by the presence of food and fiber in the county. The indirect impacts measure output of related sectors in the county, which combined with the direct effect shows the role within the economy of the food and fiber sector.

# What Contribution Means: A Brief Explanation

- The *Contribution* numbers capture the ripple effects that food and fiber create in the county's economy. Many other sectors rely in part on the existence of food and fiber for sales.



# Putnam County

## Agriculture *Contribution*

	Direct \$ (millions)	Total \$ (millions)
Agriculture	100.3	100.3
Mining	0	.01
Construction	0	.95
Manufacturing	0	8.0
Trans-Utilities-Info	0	5.5
Trade	0	4.6
Service Industries	0	18.5
Government	0	.16
<b>Total</b>	<b>100.3</b>	<b>138.1</b>

Total Contribution of Production AG = \$138.1 million  
9.2% of total economy

# Putnam County

## Production Agriculture + Directly Related Businesses Contribution

	Total \$million
Agriculture + Direct	196.6
Mining	.03
Construction	1.9
Manufacturing	8.2
Trans-Utilities-Info	10.7
Trade	7.4
Service	26.8
Government	.26
Total	251.8

Total Contribution of AG + Directly Related = \$251.8 million  
16.9% of total economy

# Putnam County

## Production Agriculture + Directly Related Industries Employment *Contribution*

	Direct	Total
Agriculture + Direct	1,176	1,176
Mining	0	.2
Construction	0	12.1
Manufacturing	0	7.6
Trans-Utilities-Info	0	50.6
Trade	0	73.7
Service	0	261.5
Government	0	2.8

Total Contribution of AG + Directly Related Employment = 1,584.9 Jobs  
17.6% of total employment

# What These Numbers Mean: A Brief Explanation

---

- *Direct* Contribution is \$100.3 million. This includes food and fiber production, processing and directly related manufacturing.
- *Indirect* Contribution from related sectors is \$96.3 million. This captures the effects of farmers (direct source) buying supplies (seed, fertilizer, work boots) from local stores. These stores must increase their output to meet farmer demand.

# What These Numbers Mean:

## A Brief Explanation (continued)

---

- As local stores increase their output, they may demand more stock from local wholesalers (also in the Trade sector). Local wholesalers demand more from local manufacturers, thus increasing activity in the Manufacturing sector.
- Local stores also hire employees to assist farmers. They take home wages and buy groceries at the local store which increases demand there.



# Putnam County Food and Fiber Contribution Conclusions

---

- The total *Contribution* of food and fiber production, processing and direct manufacturing is \$251.8 million.
- The total county *output* is \$1,494.4 million.
- Thus, food and fiber (directly and indirectly) contribute approximately 16.9% of the total county output, considering the multiplier effects.

# Contact Information

---

Prepared by:

Sharon P. Kane, Public Service Associate, Economist  
Karen Stubbs, Research Professional  
Center for Agribusiness & Economic Development  
Dr. Kent Wolfe, Director

*“Adding Value to Georgia's Agricultural Economy  
Through Research and Extension“*

*To learn more about your county, go to:*

*<http://www.caed.uga.edu/>*

*...click on “Resources”, then  
“Georgia Statistics System”*

**Ag Profile Report**

