

# **The Economic Importance of Food and Fiber**

---

**A Spotlight on Randolph County, Georgia**

Prepared for  
**Randolph County Cooperative Extension**

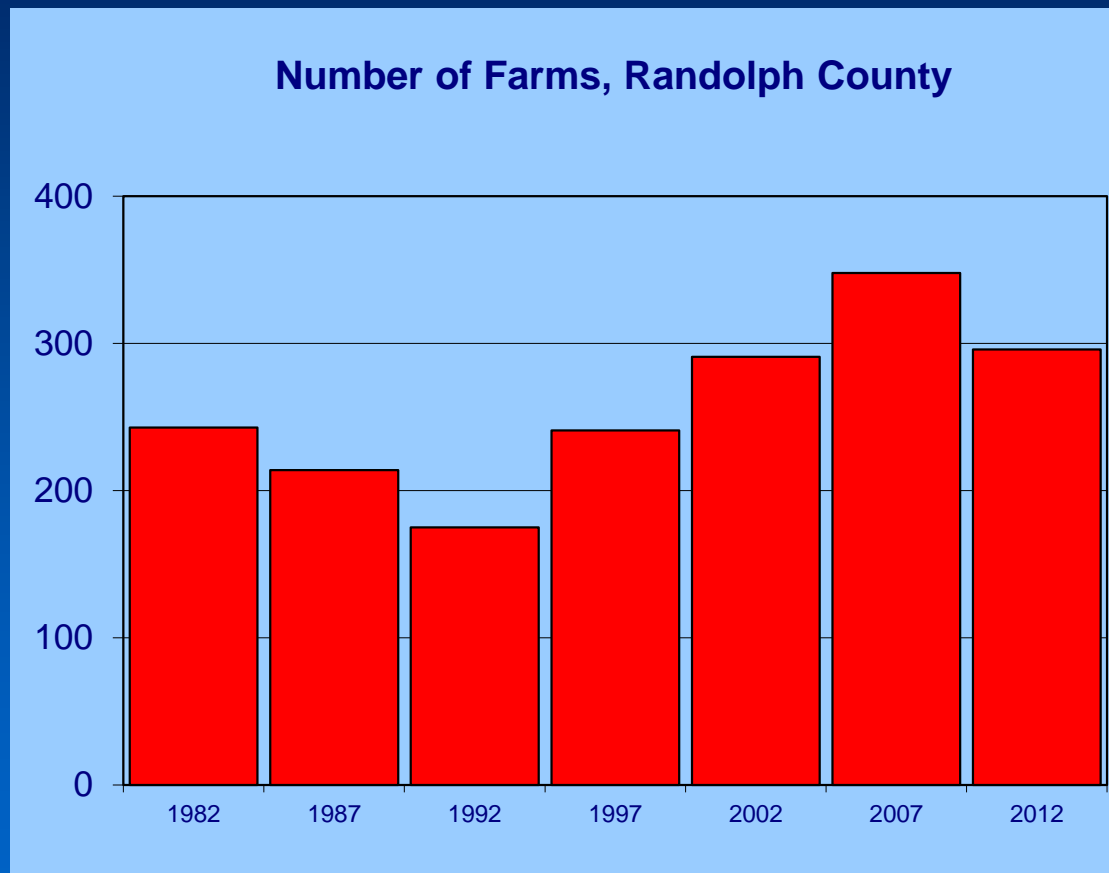
October 2015 by:  
**The Center for Agribusiness  
and Economic Development**

**College of Agricultural  
and Environmental Sciences**

**The University of Georgia**

# Trends in Randolph County: Number of Farms

---

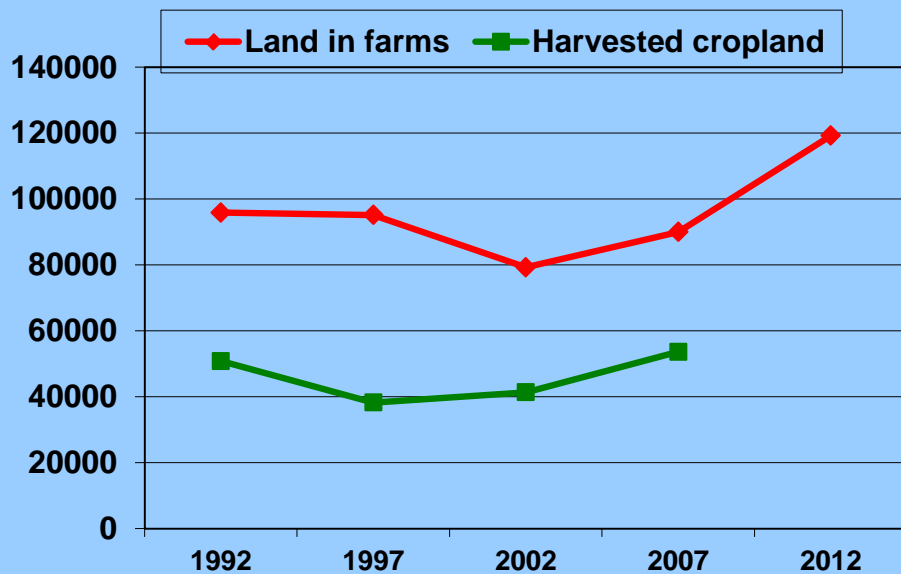


Source: 1978-2012 (quinquennial) Censuses of Agriculture

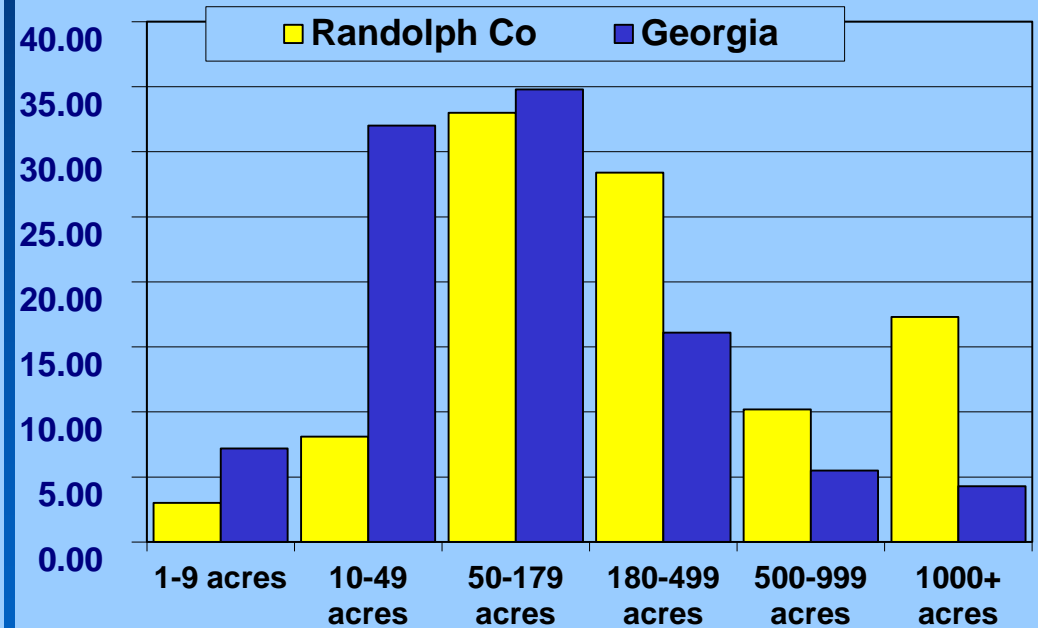
# Trends in Randolph County:

## Land in Farms, Harvested Cropland & Farms by Size

Land in Farms & Harvested Cropland  
Randolph County



Percent of Farms by Size, 2012



# Agriculture in Georgia

---

- Georgia's 2013 Farm Gate Value was \$13.6 billion. Adding the value of \$2.1 billion of landscape services increased the total agricultural production value to \$15.1 billion.
- Total food and fiber production and directly related businesses account for a \$72.5 billion *output impact* on Georgia's \$826.6 billion economy.

# What We Know about Randolph County

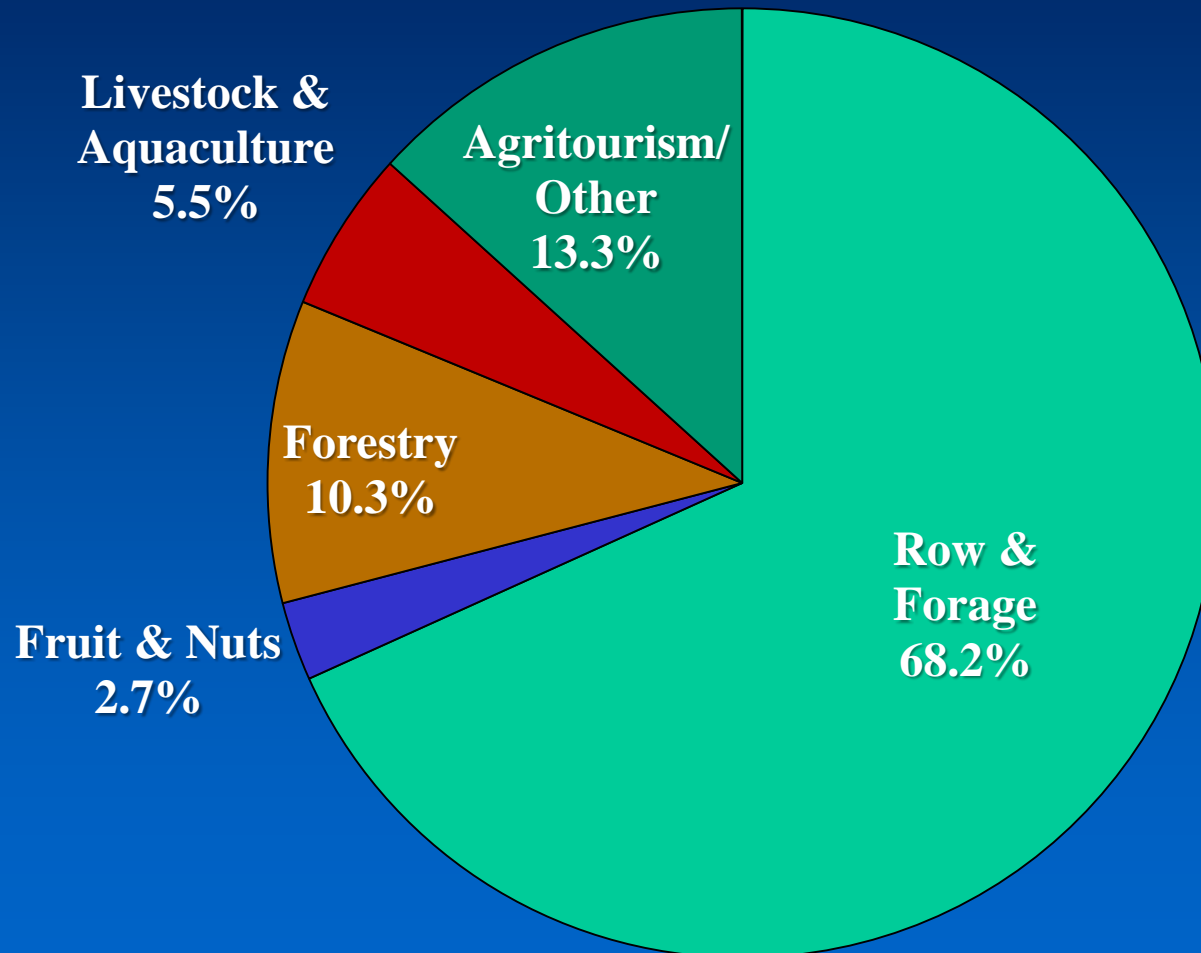
---

- 2013 Farm Gate Value in Randolph Co. was \$62.1 million. Adding \$2.7 million of landscape services increased the total agricultural production value to \$64.8 million.
- The highest value commodity group was row and forage crops, representing 68.2% of the total agricultural production value.

# Randolph County

## 2013 Farm Gate Production Value

---



# Examining the Contribution

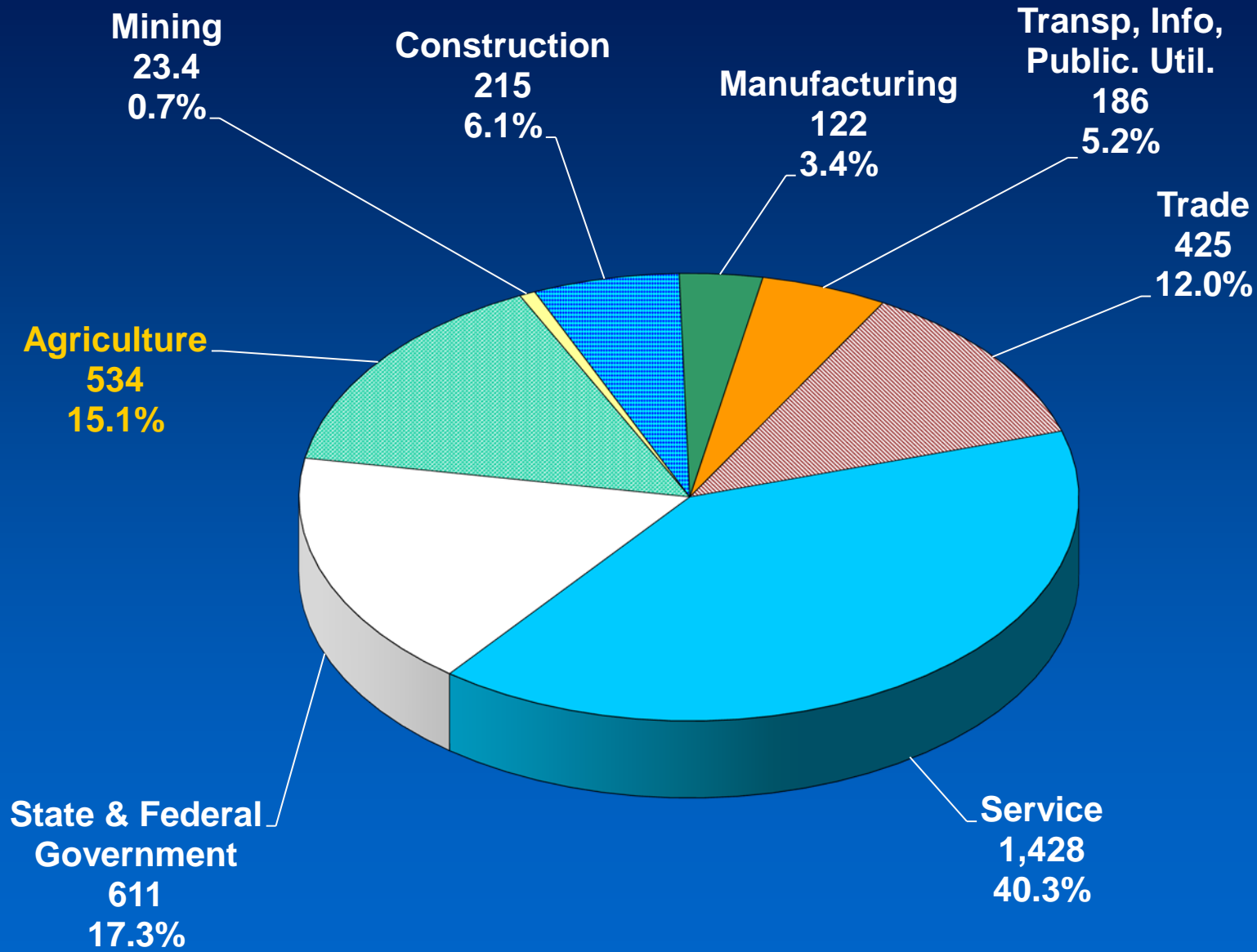
## County Economy Modeled

---

- The Center for Agribusiness and Economic Development performed an analysis of the county's economy, focusing on the role of food and fiber.
- How much of the county's total current economic output comes from food and fiber production and directly related processing? (A Snapshot of the Economy)
- What is the total (direct and indirect) *Economic Contribution* of food and fiber production and directly related industries?

# Randolph County Employment

Total Jobs = 3,543





# An Economic Snapshot of Randolph County

---

- How much of Randolph County's total economic output comes from food and fiber production?
- AG value alone of \$64.8 million consisting of Farm Gate Value and landscape services comprises 14.9% of the county's economy.
- AG plus directly related businesses (ex. Ag Support Services, Processing, etc.) comprise 36.4% of the county's economy.

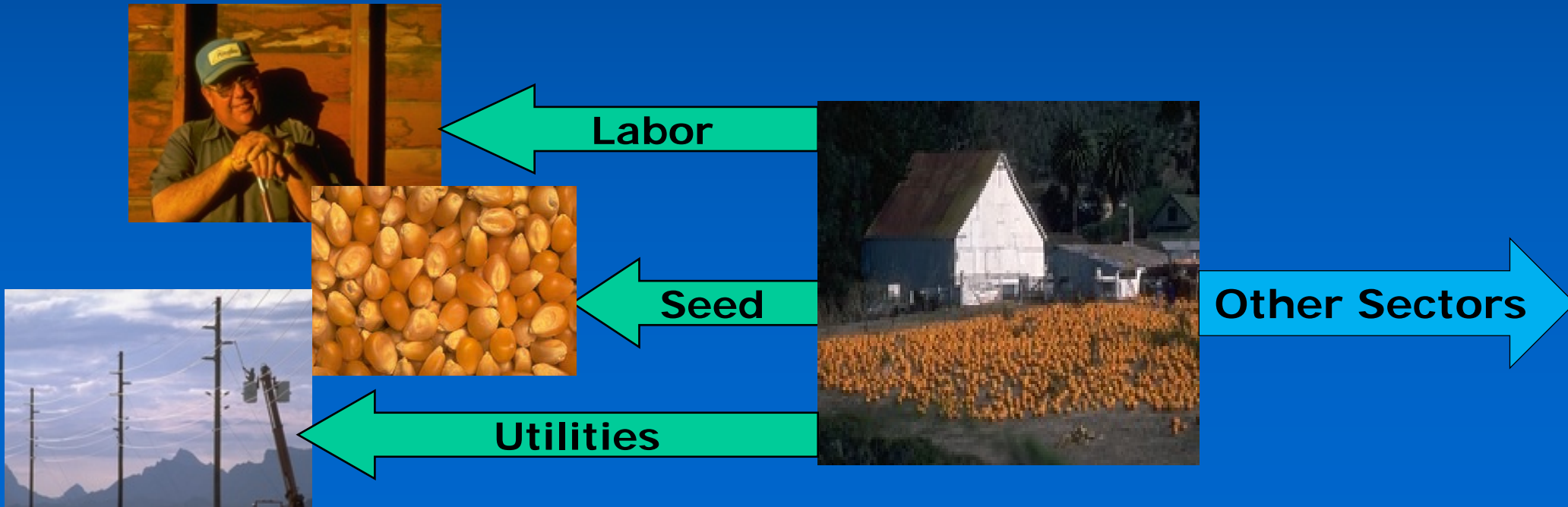
# What is the Economic Contribution?

---

- What is the total (direct and indirect) *contribution* of food and fiber production and directly related industries?
- This scenario illustrates how other industries are affected by the presence of food and fiber in the county. The indirect contribution measures output created due to food and fiber production and processing in the county.

# What Economic Contribution Means: A Brief Explanation

- The *contribution* numbers capture the ripple effects that food and fiber create in the county's economy. Many other sectors rely in part on the existence of food and fiber for sales.
- Further, agricultural commodities are sold to other sectors as the inputs to production.



# Randolph County

## Agriculture *Contribution*

Sector	Direct	Total
<b>Ag + Landscape</b>	<b>64,786,793</b>	<b>64,786,793</b>
Mining	0	40,126
Utilities	0	623,581
Construction	0	1,061,764
Manufacturing	0	811,967
Wholesale Trade	0	1,632,693
Retail trade	0	1,558,026
Transportation & Warehousing	0	639,205
Information	0	157,978
Finance & insurance	0	3,486,197
Real estate & rental	0	4,418,330
Professional- scientific & tech services	0	492,103
Management of companies	0	-
Administrative & waste services	0	50,413
Educational svcs	0	362,018
Health & social services	0	794,629
Arts-entertainment & recreation	0	31,645
Accommodation & food services	0	661,864
Other services	0	722,892
Government & non NAICS	0	57,093
<b>TOTAL</b>	<b>64,786,793</b>	<b>82,389,317</b>

**Total  
Contribution  
of Production  
AG = \$82.4  
million  
18.9% of total  
economy**

# Randolph County

## Production Agriculture + Directly Related Businesses Contribution

Sector	Direct	Total
<b>Ag + Related</b>	<b>158,682,613</b>	<b>158,682,613</b>
Mining	0	71,766
Utilities	0	1,538,847
Construction	0	1,744,291
Manufacturing	0	16,457
Wholesale Trade	0	3,513,950
Retail trade	0	3,171,875
Transportation & Warehousing	0	7,084,685
Information	0	323,477
Finance & insurance	0	5,640,065
Real estate & rental	0	7,392,046
Professional- scientific & tech services	0	1,188,054
Management of companies	0	-
Administrative & waste services	0	160,502
Educational svcs	0	624,838
Health & social services	0	1,503,803
Arts- entertainment & recreation	0	72,947
Accommodation & food services	0	1,306,712
Other services	0	1,640,475
Government & non NAICS	0	331,094
<b>Total</b>	<b>158,682,613</b>	<b>196,008,497</b>

**Total  
Contribution  
of AG +  
Related =  
\$196 million  
45% of total  
economy**

# Randolph County

## Production Agriculture + Directly Related Industries Employment *Contribution*

Sector	Direct	Total
<b>Ag + Related</b>	<b>839</b>	<b>839</b>
Mining	0	0.6
Utilities	0	1.2
Construction	0	12.0
Manufacturing	0	0.1
Wholesale Trade	0	18
Retail trade	0	37
Transportation & Warehousing	0	58
Information	0	1.3
Finance & insurance	0	39
Real estate & rental	0	25
Professional- scientific & tech services	0	11
Management of companies	0	0
Administrative & waste services	0	6
Educational svcs	0	10
Health & social services	0	19
Arts- entertainment & recreation	0	1
Accommodation & food services	0	17
Other services	0	22
Government & non NAICS	0	4
<b>Total</b>	<b>839</b>	<b>1,121</b>

Total  
Contribution  
of AG + Related  
Employment =  
1,121  
Accounts for  
31.6% of  
employment

# What These Numbers Mean: A Brief Explanation

---

- *Direct contribution* is \$158.7 million. This includes food and fiber production, processing and directly related manufacturing.
- *Total contribution* includes related sectors and sums to \$196.0 million. This includes the captured effects of farmers (direct source) buying supplies (seed, fertilizer, work boots) from local stores. These stores must increase their output to meet farmer demand.

# What These Numbers Mean:

## A Brief Explanation (continued)

---

- As local stores increase their output, they may demand more stock from local wholesalers (also in the Trade sector). Local wholesalers demand more from local manufacturers, thus increasing activity in the Manufacturing sector.
- Local stores also hire employees to assist farmers. They take home wages and buy groceries at the local store which increases demand there.



# Randolph County Food and Fiber

---

## Conclusions

- The total *economic contribution* of food and fiber production, processing and direct manufacturing is \$196.0 million.
- The total county *output* is \$435.8 million.
- Thus, food and fiber (directly and indirectly) account for 45% of the total county output, considering the multiplier effects.

# Contact Information

---

Prepared by:

Sharon P. Kane, Sr. Public Service Associate,  
Economist Karen Stubbs, Research Professional II  
Center for Agribusiness & Economic Development  
Dr. Kent Wolfe, Director

*“Adding Value to Georgia's Agricultural Economy  
Through Research and Extension“*

*To learn more about your county, go to:*

*<http://www.caed.uga.edu/>*

*...click on “Resources”, then  
“Georgia Statistics System”*

**Ag Profile Report**

