

The Economic Importance of Food and Fiber

A Spotlight on Brooks County, Georgia

Prepared for
Brooks County Cooperative Extension

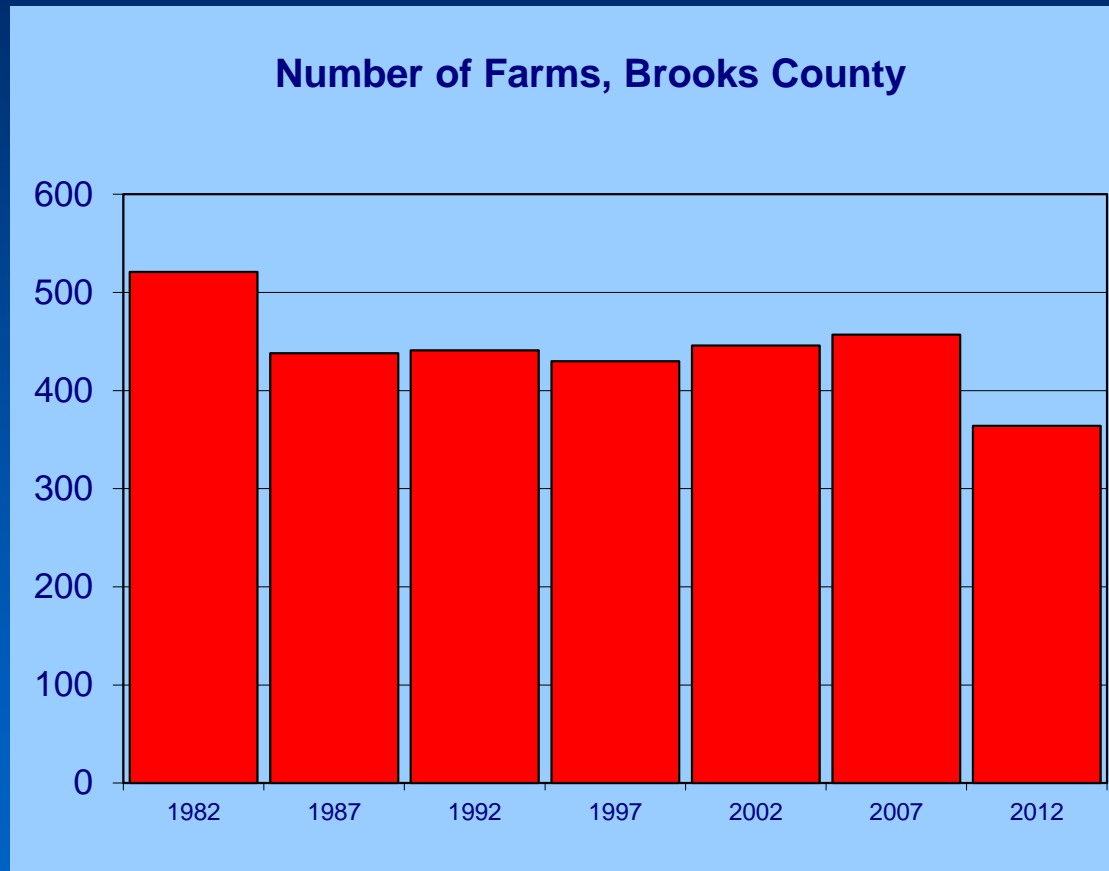
August 2016 by:

**The Center for Agribusiness
and Economic Development**

**College of Agricultural
and Environmental Sciences**

The University of Georgia

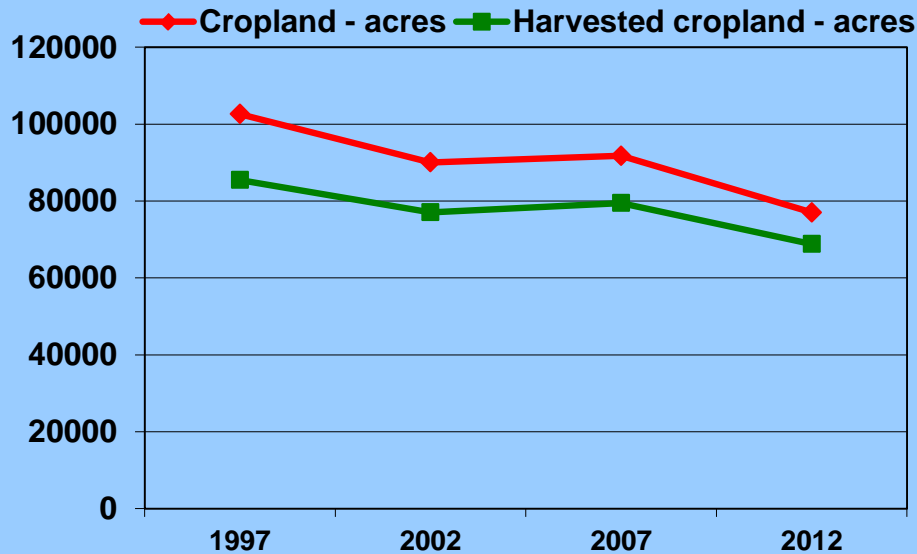
Trends in Brooks County: Number of Farms



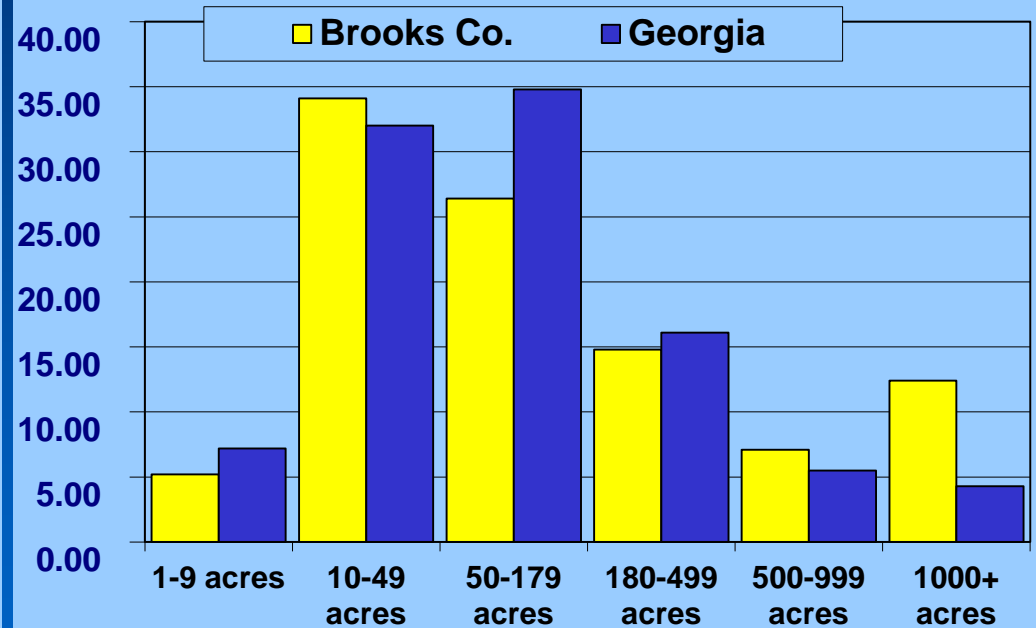
Source: 1978-2012 (quinquennial) Censuses of Agriculture

Trends in Brooks County: Land in Farms, Harvested Cropland & Farms by Size

Land in Farms & Harvested Cropland
Brooks County



Percent of Farms by Size, 2012



Agriculture in Georgia

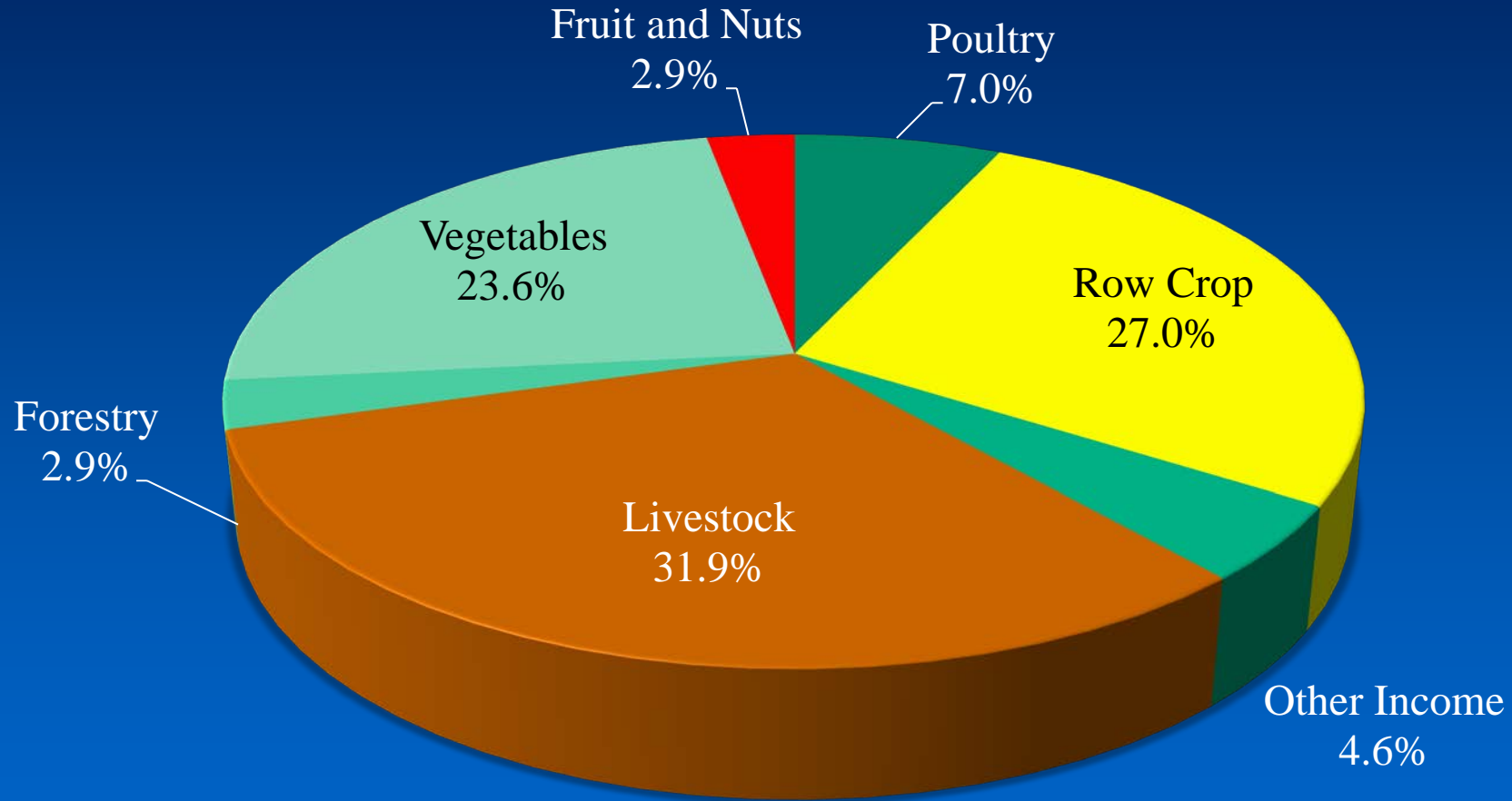
- Georgia's 2014 Farm Gate Value was \$13.99 billion. Adding the value of \$2.2 billion of landscape services increased the total agricultural production value to \$16.2 billion.
- Total food and fiber production and directly related businesses account for a \$74.3 billion *output contribution* to Georgia's \$907.7 billion economy.

What We Know about Brooks County

- 2014 Farm Gate Value in Brooks Co. was \$210.3 million. Adding \$1.9 million of landscape services increased the total agricultural production value to \$212.2 million.
- The highest value commodity group was livestock, representing 31.9% of the total agricultural production value.

Brooks County

2014 Farm Gate Production Value



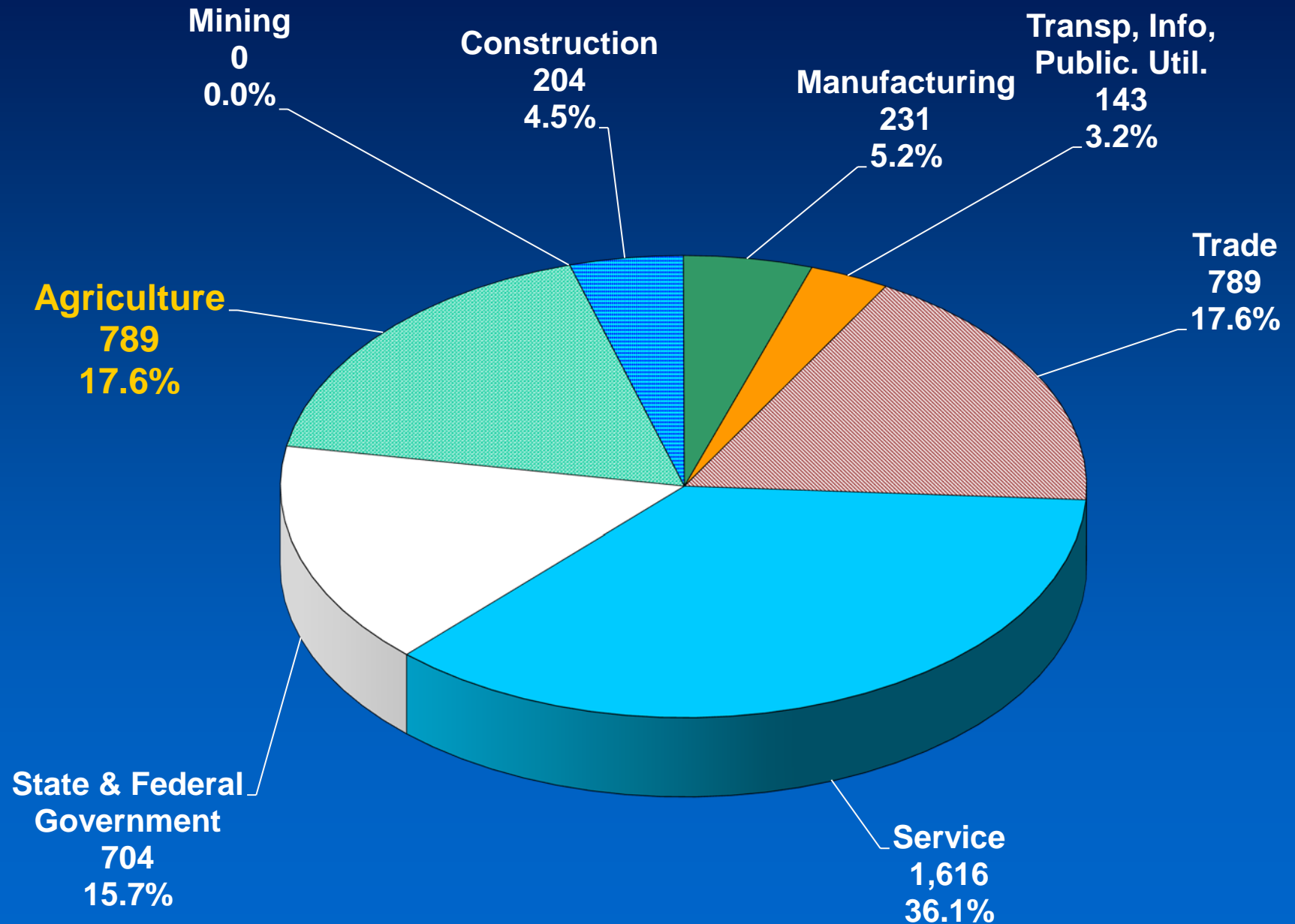
Examining the Contribution

County Economy Modeled

- The Center for Agribusiness and Economic Development performed an analysis of the county's economy, focusing on the role of food and fiber.
- How much of the county's total current economic output comes from food and fiber production and directly related processing? (A Snapshot of the Economy)
- What is the total (direct and indirect) *Economic Contribution* of food and fiber production and directly related industries?

Brooks County Employment

Total Jobs = 4,476



An Economic Snapshot of Brooks County

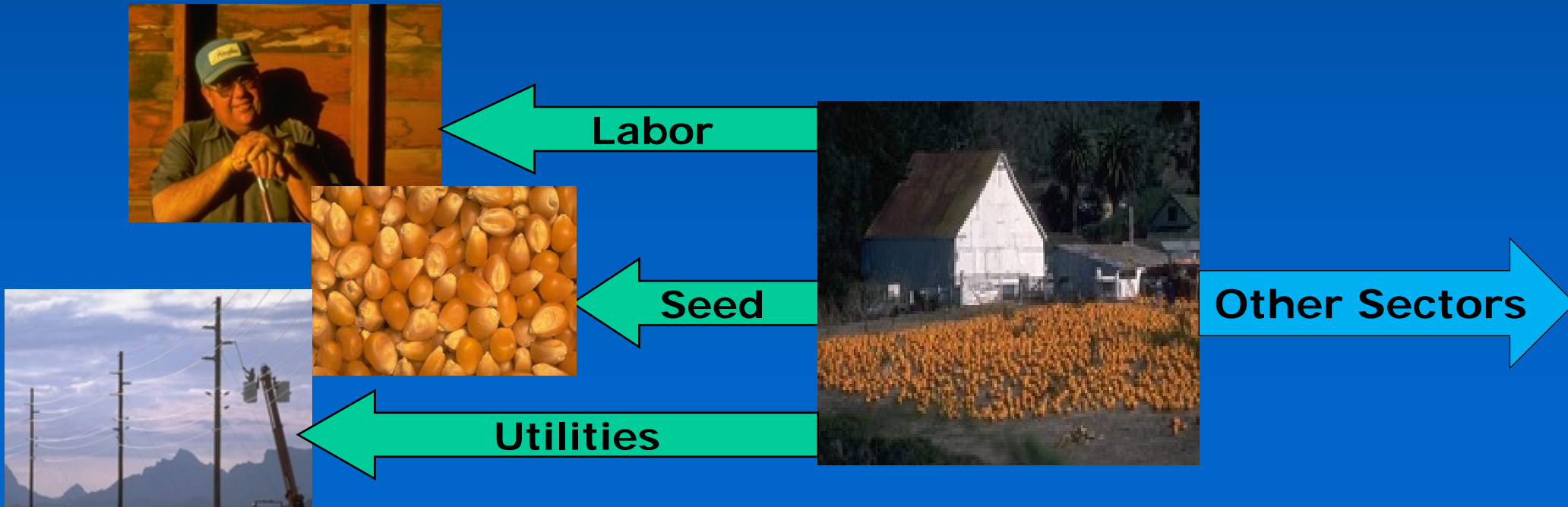
- How much of Brooks County's total economic output comes from food and fiber production?
- AG value alone of \$212.2 million consisting of Farm Gate Value and landscape services comprises 33.8% of the county's economy.
- AG plus directly related businesses (ex. Ag Support Services, Processing, etc.) comprise 35.7% of the county's economy.

What is the Economic Contribution?

- What is the total (direct and indirect) *contribution* of food and fiber production and directly related industries?
- This scenario illustrates how other industries are affected by the presence of food and fiber in the county. The indirect contribution measures output created due to food and fiber production and processing in the county.

What Economic Contribution Means: A Brief Explanation

- The *contribution* numbers capture the ripple effects that food and fiber create in the county's economy. Many other sectors rely in part on the existence of food and fiber for sales.
- Further, agricultural commodities are sold to other sectors as the inputs to production.



Brooks County

Agriculture *Contribution*

Sector	Direct	Total
Ag + Landscape Services	\$212,232,567	\$212,232,567
Mining		\$0
Utilities		\$580,941
Construction		\$1,658,261
Manufacturing		\$1,372,500
Wholesale Trade		\$10,151,176
Retail trade		\$4,101,515
Transportation & Warehousing		\$1,467,303
Information		\$211,110
Finance & insurance		\$5,016,239
Real estate & rental		\$12,109,135
Professional- scientific & tech services		\$920,155
Management of companies		\$0
Administrative & waste services		\$440,923
Educational svcs		\$78,924
Health & social services		\$4,990,053
Arts-entertainment & recreation		\$337,540
Accommodation & food services		\$1,199,182
Other services		\$2,254,196
Government & non NAICS		\$201,990
TOTAL	\$212,232,567	\$259,323,709

Total
Contribution
of Production
AG = \$259.3
million
41.3% of total
economy

Brooks County

Production Agriculture + Directly Related Industries Contribution

Sector	Direct	Total
Ag + Related Industries	\$223,886,675	\$223,886,675
Mining		\$0
Utilities		\$599,112
Construction		\$1,692,004
Other Manufacturing		\$1,385,008
Wholesale Trade		\$10,714,746
Retail trade		\$4,319,950
Transportation & Warehousing		\$1,538,792
Information		\$222,751
Finance & insurance		\$5,264,803
Real estate & rental		\$12,750,273
Professional- scientific & tech services		\$1,014,600
Management of companies		\$0
Administrative & waste services		\$463,910
Educational svcs		\$82,887
Health & social services		\$5,272,117
Arts- entertainment & recreation		\$355,543
Accommodation & food services		\$1,263,601
Other services		\$2,394,558
Government & non NAICS		\$213,871
Total	\$223,886,675	\$273,435,202

**Total
Contribution
of AG +
Related =
\$273.4 million
43.6% of total
economy**

Brooks County

Production Agriculture + Directly Related Industries Employment *Contribution*

Sector	Direct	Total
Ag + Related Industries	1,213	1,213
Mining		0
Utilities		1
Construction		13
Manufacturing		1
Wholesale Trade		55
Retail trade		66
Transportation & Warehousing		18
Information		2
Finance & insurance		29
Real estate & rental		26
Professional- scientific & tech services		13
Management of companies		0
Administrative & waste services		14
Educational svcs		2
Health & social services		62
Arts- entertainment & recreation		6
Accommodation & food services		22
Other services		49
Government & non NAICS		3
Total	1,213	1,594

Total
Contribution
of AG + Related
Employment =
1,594
Accounts for
35.6% of
employment

What These Numbers Mean: A Brief Explanation

- *Direct contribution* of production agriculture plus directly related industries is \$223.9 million. This includes food and fiber production, processing and agriculture related manufacturing.
- *Total contribution* includes direct plus all other related sectors and sums to \$273.4 million. This includes the captured effects of farmers (direct source) buying supplies (seed, fertilizer, work boots) from local stores. These stores must increase their output to meet farmer demand.

What These Numbers Mean:

A Brief Explanation (continued)

- As local stores increase their output, they may demand more stock from local wholesalers (also in the Trade sector). Local wholesalers demand more from local manufacturers, thus increasing activity in the Manufacturing sector.
- Local stores also hire employees to assist farmers. They take home wages and buy groceries at the local store which increases demand there.

Brooks County Food and Fiber Conclusions

- The total *economic contribution* of food and fiber production, processing and direct manufacturing is \$273.4 million.
- The total county *output* is \$627.7 million.
- Thus, food and fiber (directly and indirectly) account for 43.6% of the total county output, considering the multiplier effects.

Contact Information

Prepared by:

Sharon P. Kane, Sr. Public Service Associate, Economist
Karen Stubbs, Research Professional
Center for Agribusiness & Economic Development
Dr. Kent Wolfe, Director

*“Adding Value to Georgia's Agricultural Economy
Through Research and Extension”*

*Check our website for more resources:
www.caed.uga.edu*

Ag Profile Report

