

The Economic Importance of Food and Fiber

A Spotlight on Crawford County, Georgia

**Prepared for
Crawford County Cooperative Extension**

May 2016

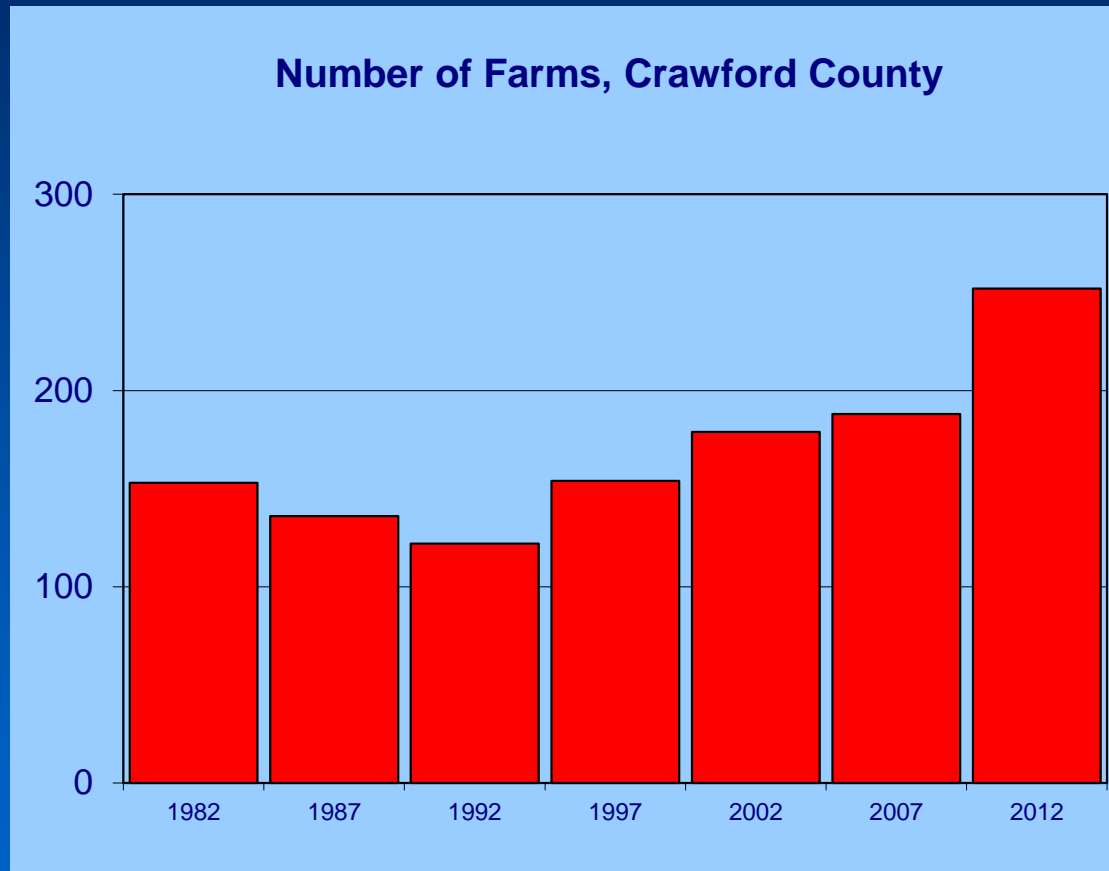
by

**The Center for Agribusiness
and Economic Development**

**College of Agricultural
and Environmental Sciences**

The University of Georgia

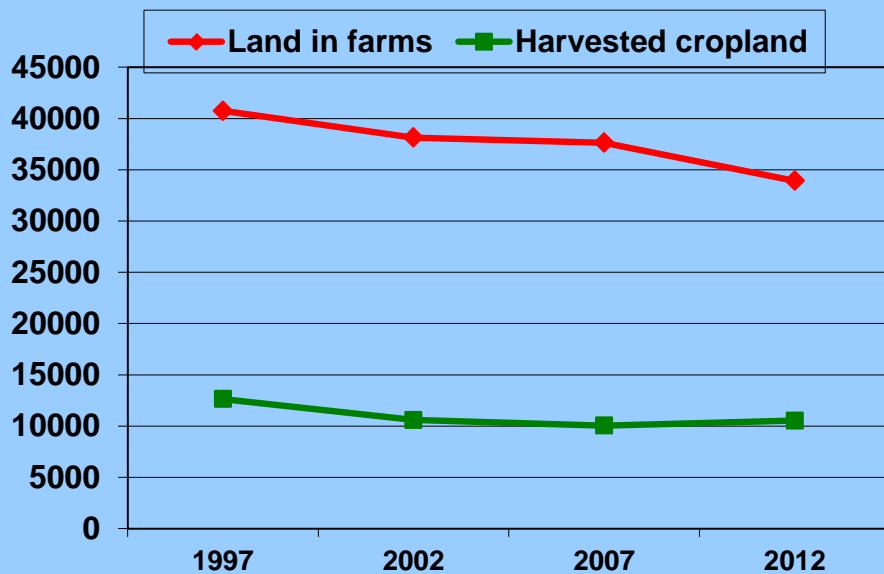
Trends in Crawford County: Number of Farms



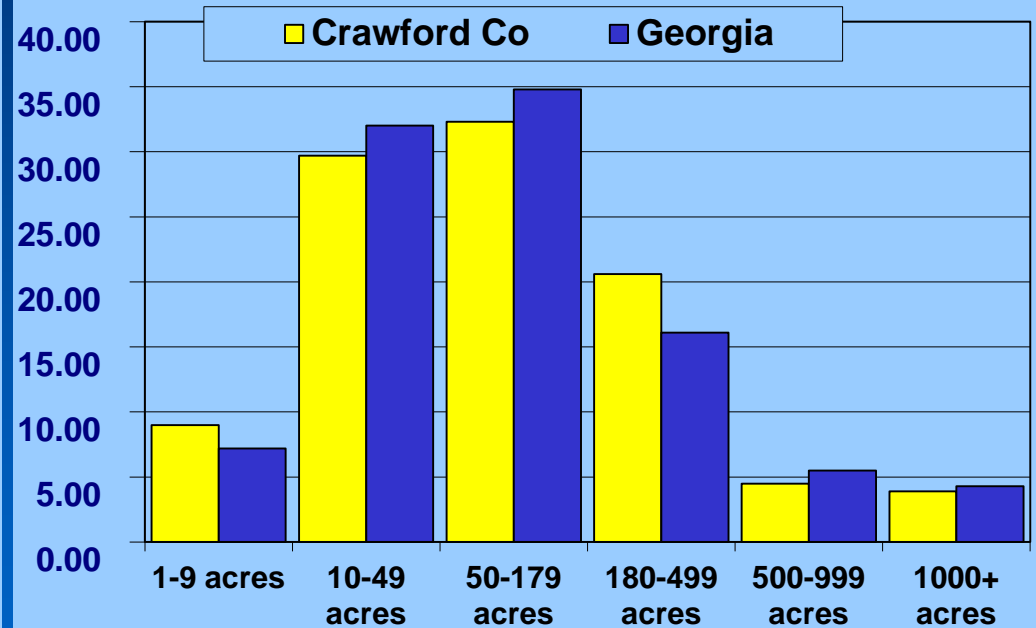
Source: 1978-2012 (quinquennial) Censuses of Agriculture

Trends in Crawford County: Land in Farms, Harvested Cropland & Farms by Size

Land in Farms & Harvested Cropland
Crawford County



Percent of Farms by Size, 2012



Agriculture in Georgia

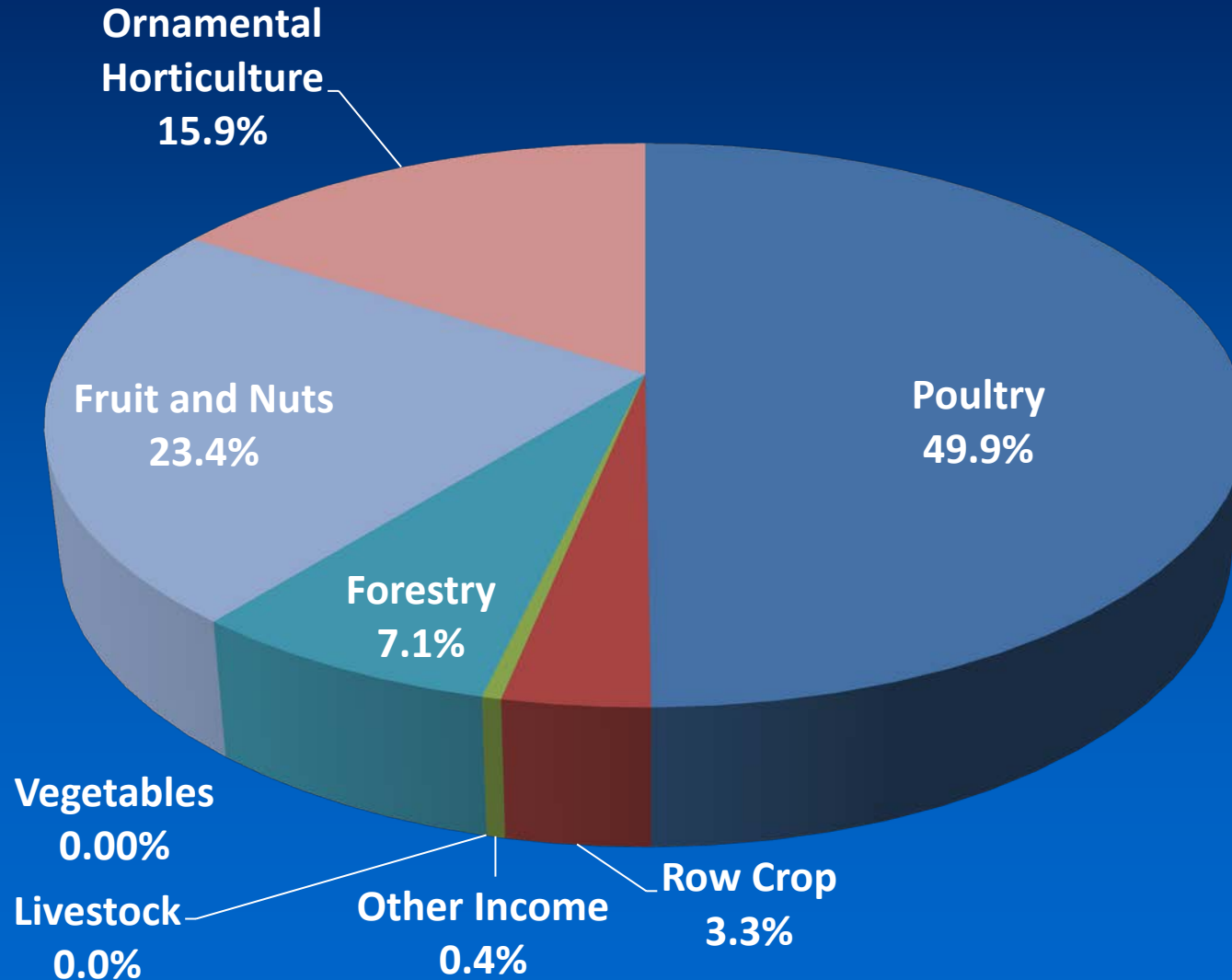
- Georgia's 2014 Farm Gate Value was \$13.99 billion. Adding the value of \$2.2 billion of landscape services increased the total agricultural production value to \$16.2 billion.
- Total food and fiber production and directly related businesses account for a \$74.3 billion *output impact* on Georgia's \$907.7 billion economy.

What We Know about Crawford County

- 2014 Farm Gate Value in Crawford Co. was \$55.2 million. Adding \$4.4 million of landscape services increased the total agricultural production value to \$59.6 million.
- The highest value commodity group was poultry and eggs, representing 49.9% of the total agricultural production value.

Crawford County

2014 Farm Gate Production Value



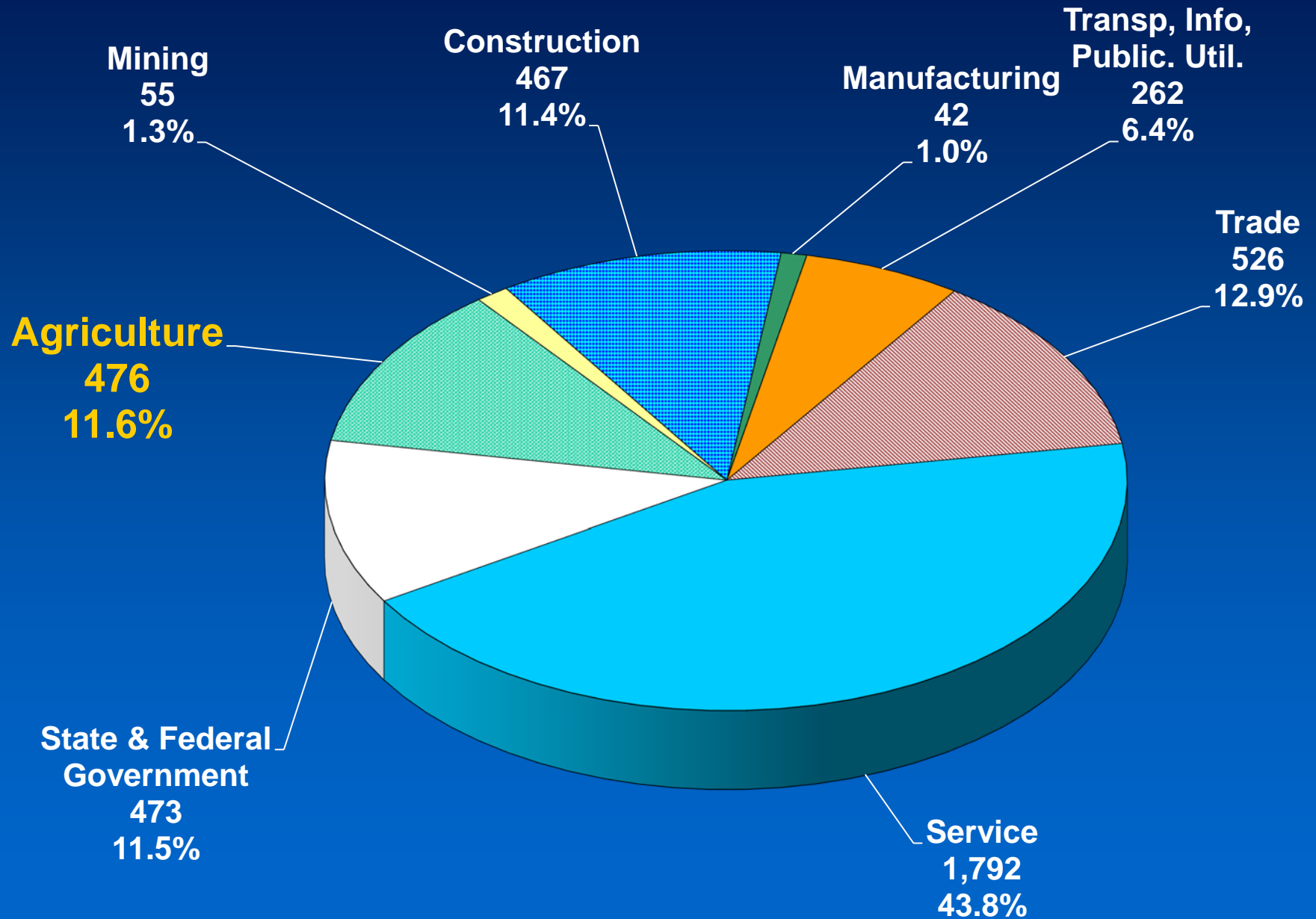
Examining the Contribution

County Economy Modeled

- The Center for Agribusiness and Economic Development performed an analysis of the county's economy, focusing on the role of food and fiber.
- How much of the county's total current economic output comes from food and fiber production and directly related processing? (A Snapshot of the Economy)
- What is the total (direct and indirect) *Economic Contribution* of food and fiber production and directly related industries?

Crawford County Employment

Total Jobs = 4,093



An Economic Snapshot of Crawford County

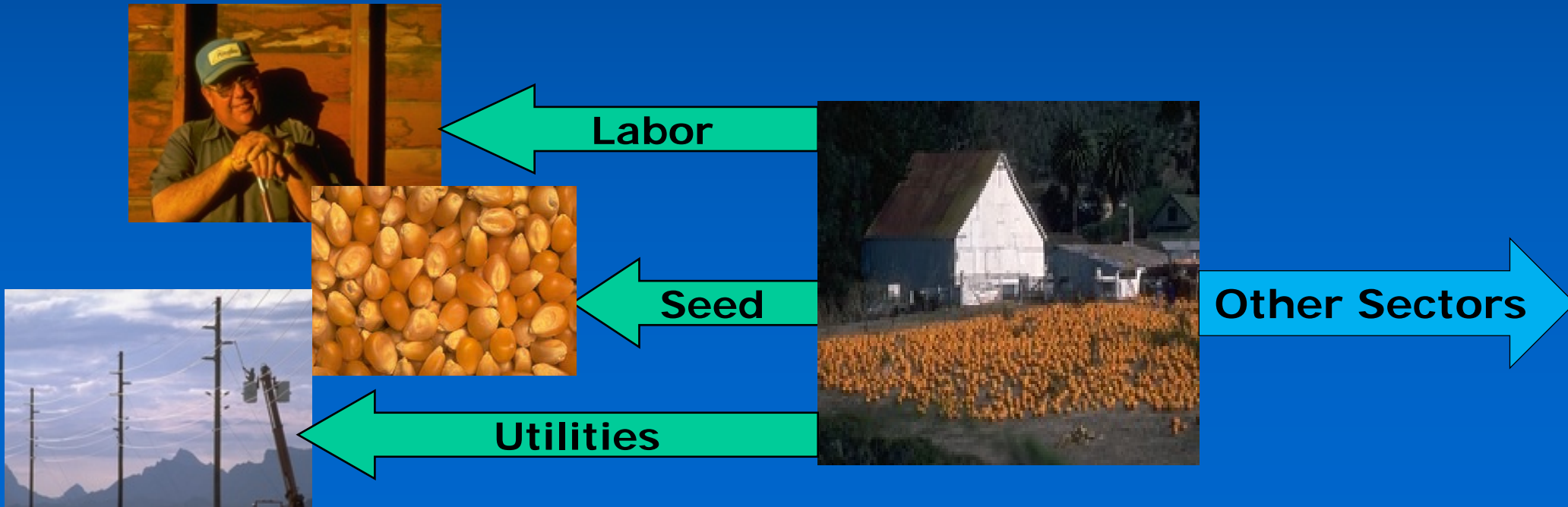
- How much of Crawford County's total economic output comes from food and fiber production?
- AG value alone of \$59.6 million consisting of Farm Gate Value and landscape services comprises 14.7% of the county's economy.
- AG plus directly related businesses (ex. Ag Support Services, Processing, etc.) comprise 17.2% of the county's economy.

What is the Economic Contribution?

- What is the total (direct and indirect) *economic contribution* of food and fiber production and directly related industries?
- This scenario illustrates how other industries are affected by the presence of food and fiber in the county. The indirect contribution measures output created due to food and fiber production and processing in the county.

What Economic Contribution Means: A Brief Explanation

- The *contribution* numbers capture the ripple effects that food and fiber create in the county's economy. Many other sectors rely in part on the existence of food and fiber for sales.
- Further, agricultural commodities are sold to other sectors as the inputs to production.



Crawford County

Agriculture *Contribution*

Sector	Direct	Total
Ag + Landscape Services	\$59,591,888	\$59,591,888
Mining		\$15,140
Utilities		\$31,982
Construction		\$439,224
Manufacturing		\$9,714
Wholesale Trade		\$1,104,425
Retail trade		\$991,525
Transportation & Warehousing		\$1,028,298
Information		\$53,539
Finance & insurance		\$566,764
Real estate & rental		\$3,619,939
Professional- scientific & tech services		\$350,888
Management of companies		\$0
Administrative & waste services		\$226,071
Educational svcs		\$100,201
Health & social services		\$535,226
Arts-entertainment & recreation		\$14,514
Accommodation & food services		\$163,305
Other services		\$527,264
Government & non NAICS		\$20,692
TOTAL	\$59,591,888	\$69,390,598

Total
Contribution
of Production
AG = \$69.4
million
17.2% of total
economy

Crawford County

Production Agriculture + Directly Related Industries Contribution

Sector	Direct	Total
Ag + Related Industries	\$69,370,199	\$69,370,199
Mining		\$16,977
Utilities		\$35,875
Construction		\$476,774
Other Manufacturing		\$10,926
Wholesale Trade		\$1,321,841
Retail trade		\$1,121,901
Transportation & Warehousing		\$1,258,420
Information		\$60,195
Finance & insurance		\$637,698
Real estate & rental		\$4,101,590
Professional- scientific & tech services		\$410,984
Management of companies		\$0
Administrative & waste services		\$252,434
Educational svcs		\$112,491
Health & social services		\$608,488
Arts- entertainment & recreation		\$16,111
Accommodation & food services		\$184,651
Other services		\$651,096
Government & non NAICS		\$24,518
Total	\$69,370,199	\$80,673,168

**Total
Contribution
of AG +
Related =
\$80.7 million
20.0% of total
economy**

Crawford County

Production Agriculture + Directly Related Industries Employment *Contribution*

Sector	Direct	Total
Ag + Related Industries	711	711
Mining		0
Utilities		0
Construction		4
Manufacturing		0
Wholesale Trade		7
Retail trade		19
Transportation & Warehousing		12
Information		0
Finance & insurance		6
Real estate & rental		12
Professional- scientific & tech services		5
Management of companies		0
Administrative & waste services		10
Educational svcs		5
Health & social services		11
Arts- entertainment & recreation		1
Accommodation & food services		4
Other services		8
Government & non NAICS		0
Total	711	814

Total
Contribution
of AG + Related
Employment =
814

Accounts for
19.9% of
employment

What These Numbers Mean: A Brief Explanation

- *Direct contribution* is \$69.4 million. This includes food and fiber production, processing and directly related manufacturing.
- *Total contribution* includes related sectors and sums to \$80.7 million. This includes the captured effects of farmers (direct source) buying supplies (seed, fertilizer, work boots) from local stores. These stores must increase their output to meet farmer demand.

What These Numbers Mean:

A Brief Explanation (continued)

- As local stores increase their output, they may demand more stock from local wholesalers (also in the Trade sector). Local wholesalers demand more from local manufacturers, thus increasing activity in the Manufacturing sector.
- Local stores also hire employees to assist farmers. They take home wages and buy groceries at the local store which increases demand there.

Crawford County Food and Fiber Conclusions

- The total *economic contribution* of food and fiber production, processing and direct manufacturing is \$80.7 million.
- The total county *output* is \$404.1 million.
- Thus, food and fiber (directly and indirectly) account for 19.9% of the total county output, considering the multiplier effects.

Contact Information

Prepared by:

Sharon P. Kane, Sr. Public Service Associate, Economist
Karen Stubbs, Research Professional
Center for Agribusiness & Economic Development
Dr. Kent Wolfe, Director

*“Adding Value to Georgia's Agricultural Economy
Through Research and Extension”*

*Check our website for more resources:
www.caed.uga.edu*

Ag Profile Report

