

The Economic Importance of Food and Fiber

A Spotlight on Bulloch County, Georgia

Prepared for:
Bulloch County Cooperative Extension

Prepared by:



**Center for Agribusiness
and Economic Development**

College of Agricultural & Environmental Sciences

UNIVERSITY OF GEORGIA

October 2017

Agriculture in Georgia

- Georgia's 2015 Farm Gate Value was \$13.8 billion. Adding the value of \$2.2 billion of landscape services increased the total agricultural production value to \$16.0 billion.
- Total food and fiber production and directly related businesses account for a \$74.9 billion *output contribution* to Georgia's \$917.6 billion economy.



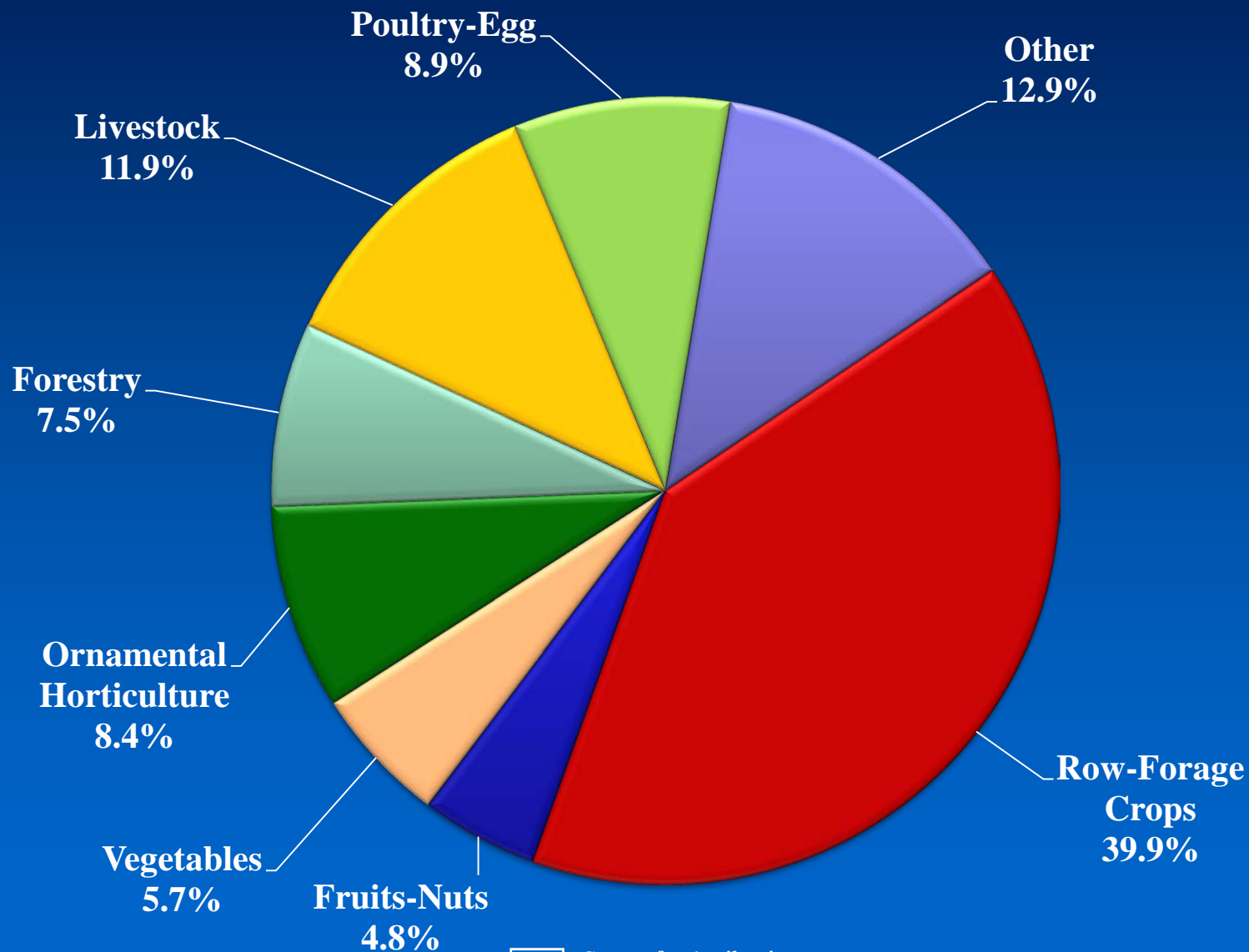
What We Know about Bulloch County

- 2015 Farm Gate Value in Bulloch Co. was \$144.3 million. Adding \$8.2 million of landscape services increased the total agricultural production value to \$152.5 million.
- The highest value commodity group was row and forage crops, representing 39.9% of the total agricultural production value.



Bulloch County

2015 Farm Gate Production Value



Examining the Contribution

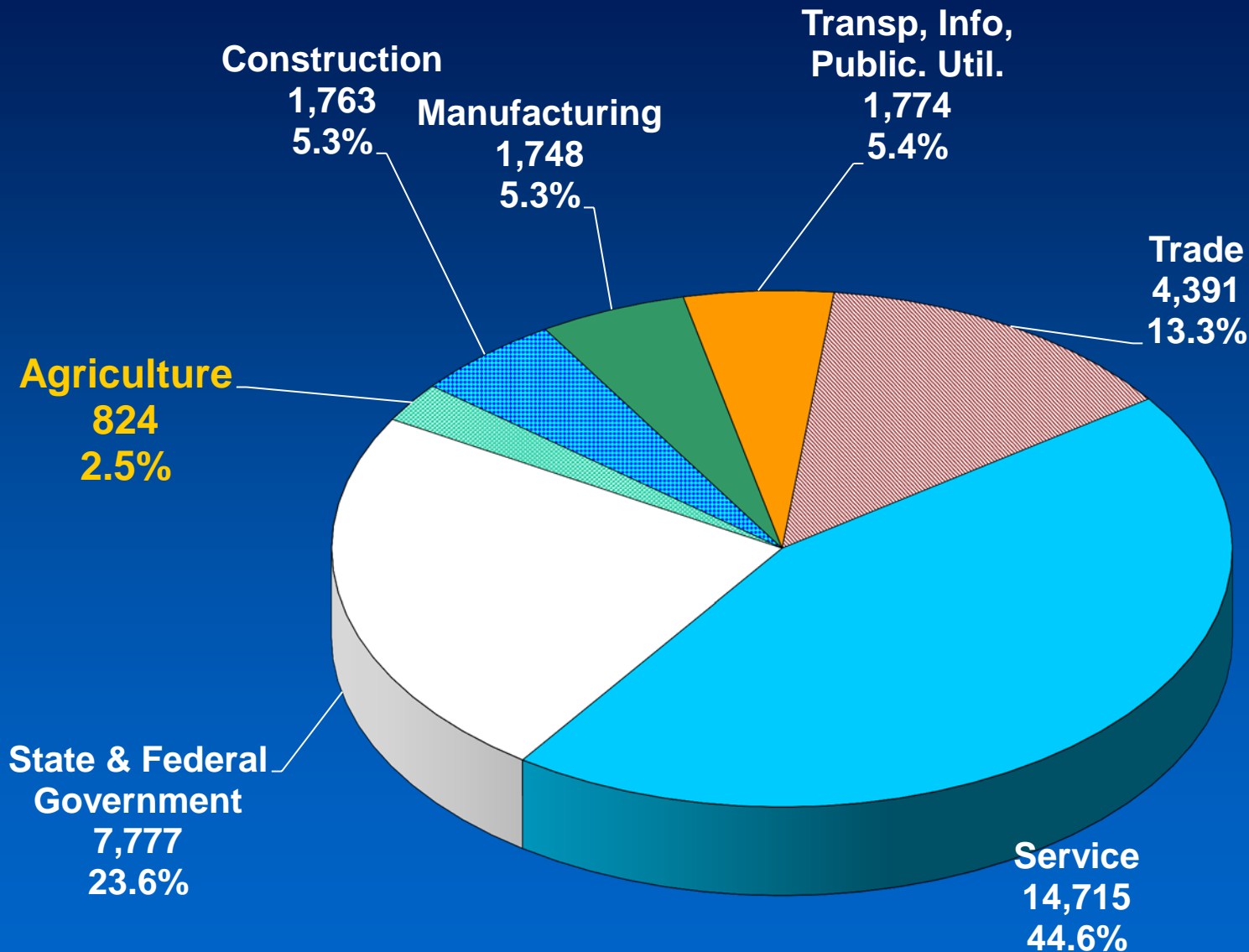
County Economy Modeled

- The Center for Agribusiness and Economic Development performed an analysis of the county's economy, focusing on the role of food and fiber.
- How much of the county's total current economic output comes from food and fiber production and directly related processing? (A Snapshot of the Economy)
- What is the total (direct and indirect) *Economic Contribution* of food and fiber production and directly related industries?



Bulloch County Employment

Total County Employment = 32,991



An Economic Snapshot of Bulloch County

- How much of Bulloch County's total economic output comes from food and fiber production?
- AG value alone of \$152.5 million-consisting of Farm Gate Value and landscape services comprises 4.0% of the county's economy.
- AG plus directly related businesses (ex. Ag Support Services, Processing, etc.) comprise 7.4% of the county's economy.



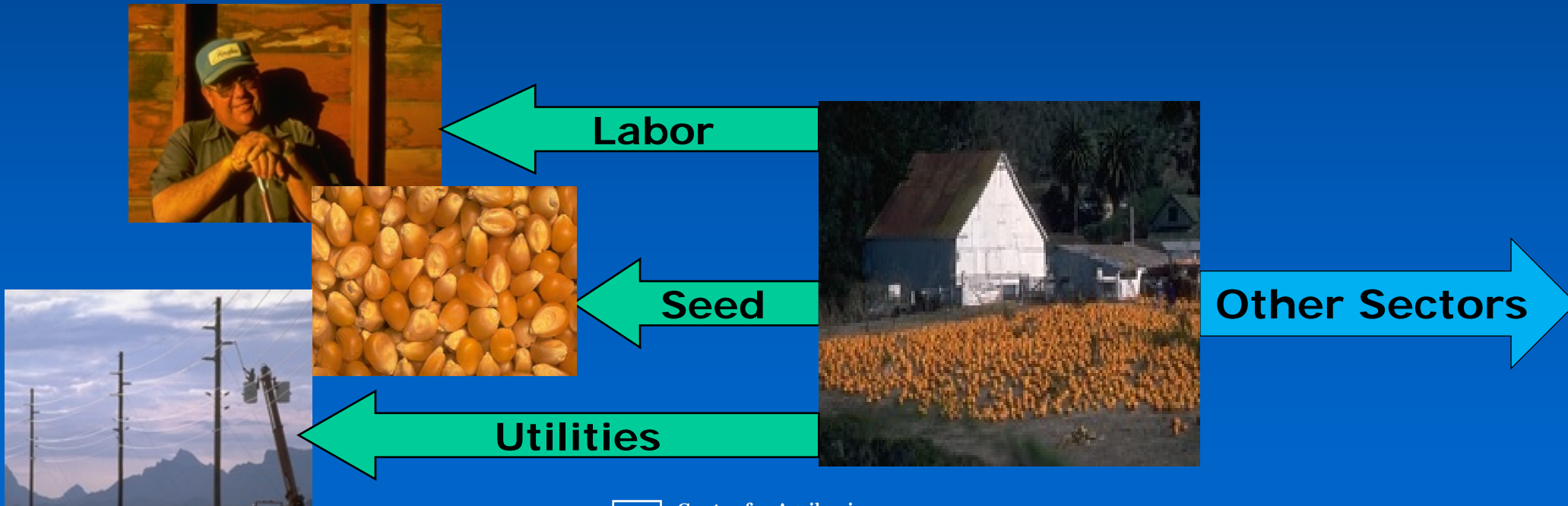
What is the Economic Contribution?

- What is the total (direct and indirect) *contribution* of food and fiber production and directly related industries?
- This scenario illustrates how other industries are affected by the presence of food and fiber in the county. The indirect contribution measures output created due to food and fiber production and processing in the county.



What Economic Contribution Means: A Brief Explanation

- The *contribution* numbers capture the ripple effects that food and fiber create in the county's economy. Many other sectors rely in part on the existence of food and fiber for sales.
- Further, agricultural commodities are sold to other sectors as the inputs to production.



Bulloch County

Agriculture *Economic Contribution*

Sector	Direct	Total
Ag + Landscape Services	\$152,510,110	\$152,510,110
Mining	\$0	\$0
Utilities	\$0	\$ 2,004,422
Construction	\$0	\$ 1,878,414
Manufacturing	\$0	\$ 165,195
Wholesale Trade	\$0	\$ 3,717,272
Retail trade	\$0	\$ 5,436,133
Transportation & Warehousing	\$0	\$ 2,056,282
Information	\$0	\$ 2,173,521
Finance & insurance	\$0	\$ 5,833,179
Real estate & rental	\$0	\$ 12,287,546
Professional- scientific & tech services	\$0	\$ 2,139,402
Management of companies	\$0	\$ 146,324
Administrative & waste services	\$0	\$ 1,450,360
Educational services	\$0	\$ 341,926
Health & social services	\$0	\$ 8,647,886
Arts-entertainment & recreation	\$0	\$ 481,289
Accommodation & food services	\$0	\$ 3,956,264
Other services	\$0	\$ 2,429,639
Government & non NAICS	\$0	\$ 140,999
TOTAL	\$152,510,110	\$207,796,163

**Total
 Contribution
 of Production
 AG = \$207.8
 million
 5.5% of total
 economy**

Bulloch County

Production Agriculture + Directly Related Industries Contribution

Sector	Direct	Total
Ag + Related Industries	\$281,207,428	\$281,207,428
Mining	\$0	\$0
Utilities	\$0	\$ 4,369,737
Construction	\$0	\$ 3,061,366
Other Manufacturing	\$0	\$ 429,162
Wholesale Trade	\$0	\$ 12,025,182
Retail trade	\$0	\$ 7,264,363
Transportation & Warehousing	\$0	\$ 6,107,980
Information	\$0	\$ 4,145,709
Finance & insurance	\$0	\$ 8,801,076
Real estate & rental	\$0	\$ 16,248,900
Professional- scientific & tech services	\$0	\$ 4,444,286
Management of companies	\$0	\$ 1,106,484
Administrative & waste services	\$0	\$ 2,807,797
Educational svcs	\$0	\$ 432,446
Health & social services	\$0	\$ 11,174,692
Arts- entertainment & recreation	\$0	\$ 684,297
Accommodation & food services	\$0	\$ 5,756,616
Other services	\$0	\$ 3,695,969
Government & non NAICS	\$0	\$ 293,287
Total	\$281,207,428	\$374,056,775

**Total
Contribution
of AG +
Related =
\$374.1 million
9.9% of total
economy**

Bulloch County

Production Agriculture + Directly Related Industries Employment *Contribution*

Sector	Direct	Total
Ag + Related Industries	2,767	2,767
Mining	0	0
Utilities	0	4
Construction	0	20
Manufacturing	0	2
Wholesale Trade	0	69
Retail trade	0	107
Transportation & Warehousing	0	42
Information	0	11
Finance & insurance	0	49
Real estate & rental	0	44
Professional- scientific & tech services	0	50
Management of companies	0	9
Administrative & waste services	0	58
Educational svcs	0	12
Health & social services	0	124
Arts- entertainment & recreation	0	12
Accommodation & food services	0	116
Other services	0	59
Government & non NAICS	0	3
Total	2,767	3,559

Total
Contribution
of AG + Related
Employment =
3,559
Accounts for
10.8% of
employment

What These Numbers Mean: A Brief Explanation

- ***Direct contribution*** is \$281.2 million. This includes food and fiber production, processing and directly related manufacturing.
- ***Total contribution*** includes related sectors and sums to \$374.1 million. This includes the captured effects of farmers (direct source) buying supplies (seed, fertilizer, work boots) from local stores. These stores must increase their output to meet farmer demand.



What These Numbers Mean: A Brief Explanation (continued)

- As local stores increase their output, they may demand more stock from local wholesalers (also in the Trade sector). Local wholesalers demand more from local manufacturers, thus increasing activity in the Manufacturing sector.
- Local stores also hire employees to assist farmers. They take home wages and buy groceries at the local store which increases demand there.



Bulloch County Food and Fiber Summary

- The total *economic contribution* of food and fiber production, processing and direct manufacturing is \$374.1 million.
- The total county *output* is \$3.8 billion.
- Thus, food and fiber (directly and indirectly) account for 9.9% of the total county output, considering the multiplier effects from direct and related industries.



Contact Information

Prepared by

Sharon P. Kane, Sr. Public Service Associate, Economist

Center for Agribusiness & Economic Development

Dr. Kent Wolfe, Director

*“Adding Value to Georgia's Agricultural Economy
Through Research and Extension“*

Check our website for more resources:

www.caed.uga.edu



Center for Agribusiness
and Economic Development
College of Agricultural & Environmental Sciences
UNIVERSITY OF GEORGIA