

The Economic Importance of Food and Fiber

A Spotlight on Evans County, Georgia

Prepared for:
Evans County Cooperative Extension

Prepared by:



Center for Agribusiness
and Economic Development
College of Agricultural & Environmental Sciences
UNIVERSITY OF GEORGIA

June 2017

Agriculture in Georgia

- Georgia's 2015 Farm Gate Value was \$13.8 billion. Adding the value of \$2.2 billion of landscape services increased the total agricultural production value to \$16.0 billion.
- Total food and fiber production and directly related businesses account for a \$74.9 billion *output contribution* to Georgia's \$917.6 billion economy.



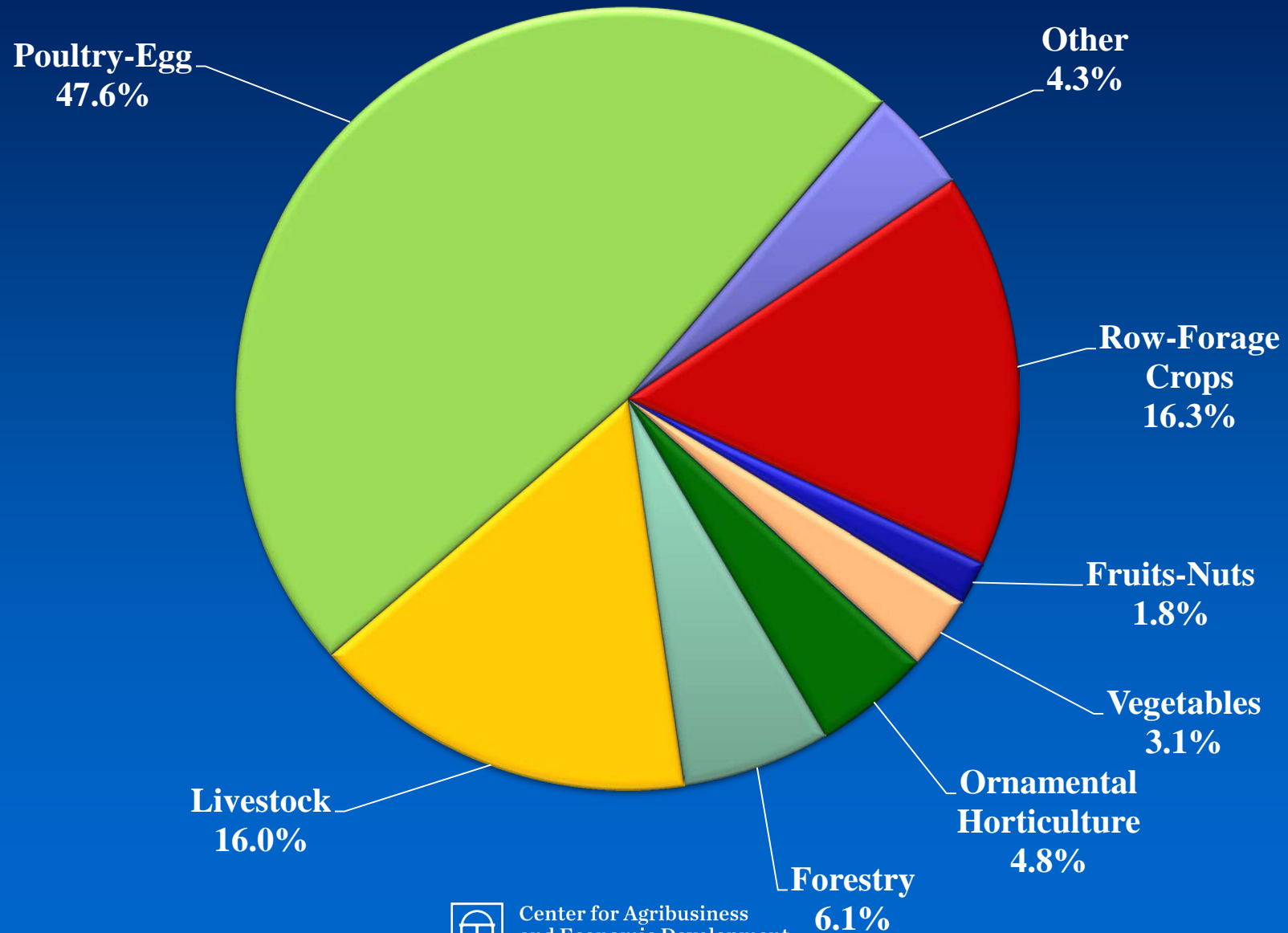
What We Know about Evans County

- 2015 Farm Gate Value in Evans Co. was \$40.3 million. Adding \$966.2 thousand of landscape services increased the total agricultural production value to \$41.2 million.
- The highest value commodity group was poultry and egg production, representing 47.6% of the total agricultural production value.



Evans County

2015 Farm Gate Production Value



Examining the Contribution

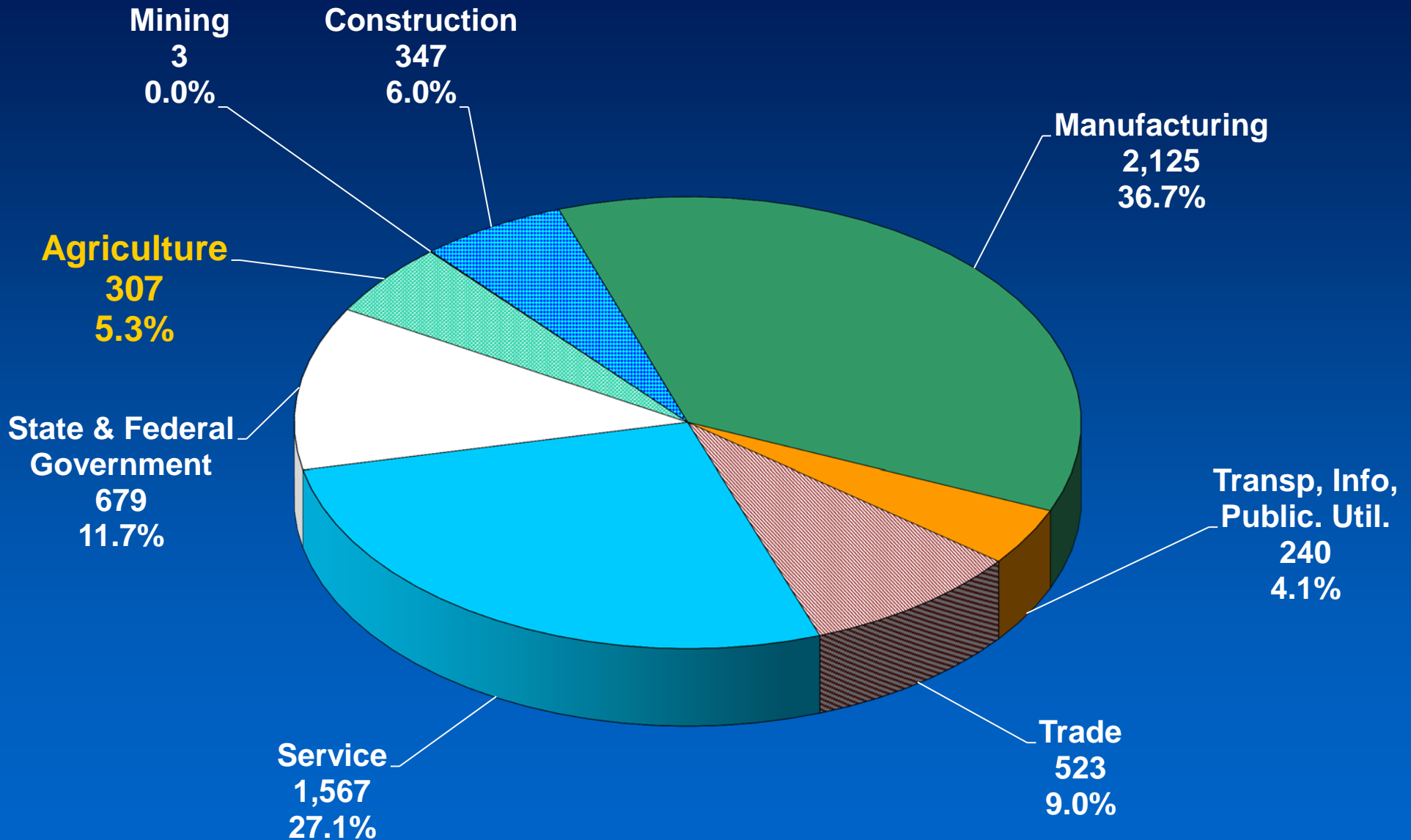
County Economy Modeled

- The Center for Agribusiness and Economic Development performed an analysis of the county's economy, focusing on the role of food and fiber.
- How much of the county's total current economic output comes from food and fiber production and directly related processing? (A Snapshot of the Economy)
- What is the total (direct and indirect) *Economic Contribution* of food and fiber production and directly related industries?



Evans County Employment

Total County Employment = 5,791



An Economic Snapshot of Evans County

- How much of Evans County's total economic output comes from food and fiber production?
- AG value alone of \$41.2 million-consisting of Farm Gate Value and landscape services comprises 4.2% of the county's economy.
- AG plus directly related businesses (ex. Ag Support Services, Processing, etc.) comprise 54.7% of the county's economy.



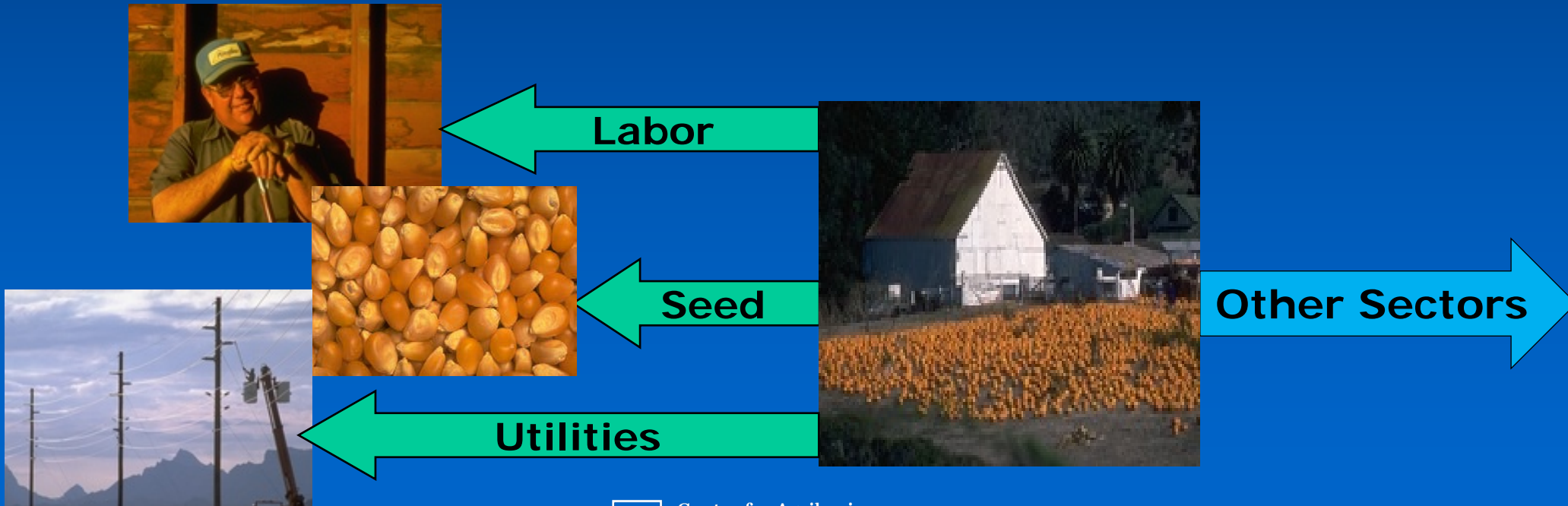
What is the Economic Contribution?

- What is the total (direct and indirect) *contribution* of food and fiber production and directly related industries?
- This scenario illustrates how other industries are affected by the presence of food and fiber in the county. The indirect contribution measures output created due to food and fiber production and processing in the county.



What Economic Contribution Means: A Brief Explanation

- The *contribution* numbers capture the ripple effects that food and fiber create in the county's economy. Many other sectors rely in part on the existence of food and fiber for sales.
- Further, agricultural commodities are sold to other sectors as the inputs to production.



Evans County

Agriculture *Economic Contribution*

Sector	Direct	Total
Ag + Landscape Services	\$41,238,841	\$41,238,841
Mining	\$0	\$1,747
Utilities	\$0	\$209,634
Construction	\$0	\$310,764
Manufacturing	\$0	\$19,921
Wholesale Trade	\$0	\$448,251
Retail trade	\$0	\$850,280
Transportation & Warehousing	\$0	\$425,500
Information	\$0	\$101,988
Finance & insurance	\$0	\$821,901
Real estate & rental	\$0	\$1,719,424
Professional- scientific & tech services	\$0	\$214,207
Management of companies	\$0	\$0
Administrative & waste services	\$0	\$91,047
Educational services	\$0	\$110,449
Health & social services	\$0	\$1,439,728
Arts-entertainment & recreation	\$0	\$6,901
Accommodation & food services	\$0	\$417,804
Other services	\$0	\$339,912
Government & non NAICS	\$0	\$33,096
TOTAL	\$41,238,841	\$48,801,395

**Total
Contribution
of Production
AG = \$48.8
million
5.0% of total
economy**

Evans County

Production Agriculture + Directly Related Industries Contribution

Sector	Direct	Total
Ag + Related Industries	\$531,173,089	\$531,173,089
Mining	\$0	\$9,602
Utilities	\$0	\$2,763,315
Construction	\$0	\$2,530,436
Other Manufacturing	\$0	\$167,596
Wholesale Trade	\$0	\$3,824,993
Retail trade	\$0	\$5,351,711
Transportation & Warehousing	\$0	\$10,037,908
Information	\$0	\$1,227,867
Finance & insurance	\$0	\$7,166,699
Real estate & rental	\$0	\$9,269,530
Professional- scientific & tech services	\$0	\$2,111,856
Management of companies	\$0	\$0
Administrative & waste services	\$0	\$1,499,720
Educational svcs	\$0	\$538,581
Health & social services	\$0	\$7,569,263
Arts- entertainment & recreation	\$0	\$148,876
Accommodation & food services	\$0	\$2,959,167
Other services	\$0	\$2,645,387
Government & non NAICS	\$0	\$458,899
Total	\$531,173,089	\$591,454,496

**Total
Contribution
of AG +
Related =
\$591.5 million
60.9% of total
economy**

Evans County

Production Agriculture + Directly Related Industries Employment *Contribution*

Sector	Direct	Total
Ag + Related Industries	2,123	2,123
Mining	0	0
Utilities	0	2
Construction	0	17
Manufacturing	0	1
Wholesale Trade	0	22
Retail trade	0	75
Transportation & Warehousing	0	91
Information	0	5
Finance & insurance	0	37
Real estate & rental	0	4
Professional- scientific & tech services	0	32
Management of companies	0	0
Administrative & waste services	0	50
Educational svcs	0	11
Health & social services	0	93
Arts- entertainment & recreation	0	8
Accommodation & food services	0	43
Other services	0	42
Government & non NAICS	0	6
Total	2,123	2,660

Total
Contribution
of AG + Related
Employment =
2,660
Accounts for
45.9% of
employment

What These Numbers Mean: A Brief Explanation

- ***Direct contribution*** is \$531.2 million. This includes food and fiber production, processing and directly related manufacturing.
- ***Total contribution*** includes related sectors and sums to \$591.5 million. This includes the captured effects of farmers (direct source) buying supplies (seed, fertilizer, work boots) from local stores. These stores must increase their output to meet farmer demand.



What These Numbers Mean: A Brief Explanation (continued)

- As local stores increase their output, they may demand more stock from local wholesalers (also in the Trade sector). Local wholesalers demand more from local manufacturers, thus increasing activity in the Manufacturing sector.
- Local stores also hire employees to assist farmers. They take home wages and buy groceries at the local store which increases demand there.



Evans County Food and Fiber Summary

- The total *economic contribution* of food and fiber production, processing and direct manufacturing is \$591.5 million.
- The total county *output* is \$970.8 million.
- Thus, food and fiber (directly and indirectly) account for 60.9% of the total county output, considering the multiplier effects from direct and related industries.



Contact Information

Prepared by
Sharon P. Kane, Sr. Public Service Associate, Economist

Center for Agribusiness & Economic Development
Dr. Kent Wolfe, Director

*“Adding Value to Georgia's Agricultural Economy
Through Research and Extension“*

*Check our website for more resources:
www.caed.uga.edu*



Center for Agribusiness
and Economic Development
College of Agricultural & Environmental Sciences
UNIVERSITY OF GEORGIA