

# The Economic Importance of Food and Fiber

## A Spotlight on Jefferson County, Georgia

Prepared for:  
Jefferson County Cooperative Extension

Prepared by:



Center for Agribusiness  
and Economic Development  
*College of Agricultural & Environmental Sciences*  
UNIVERSITY OF GEORGIA

June 2017

# Agriculture in Georgia

---

- Georgia's 2015 Farm Gate Value was \$13.8 billion. Adding the value of \$2.2 billion of landscape services increased the total agricultural production value to \$16.0 billion.
- Total food and fiber production and directly related businesses account for a \$74.9 billion *output contribution* to Georgia's \$917.6 billion economy.



# What We Know about Jefferson County

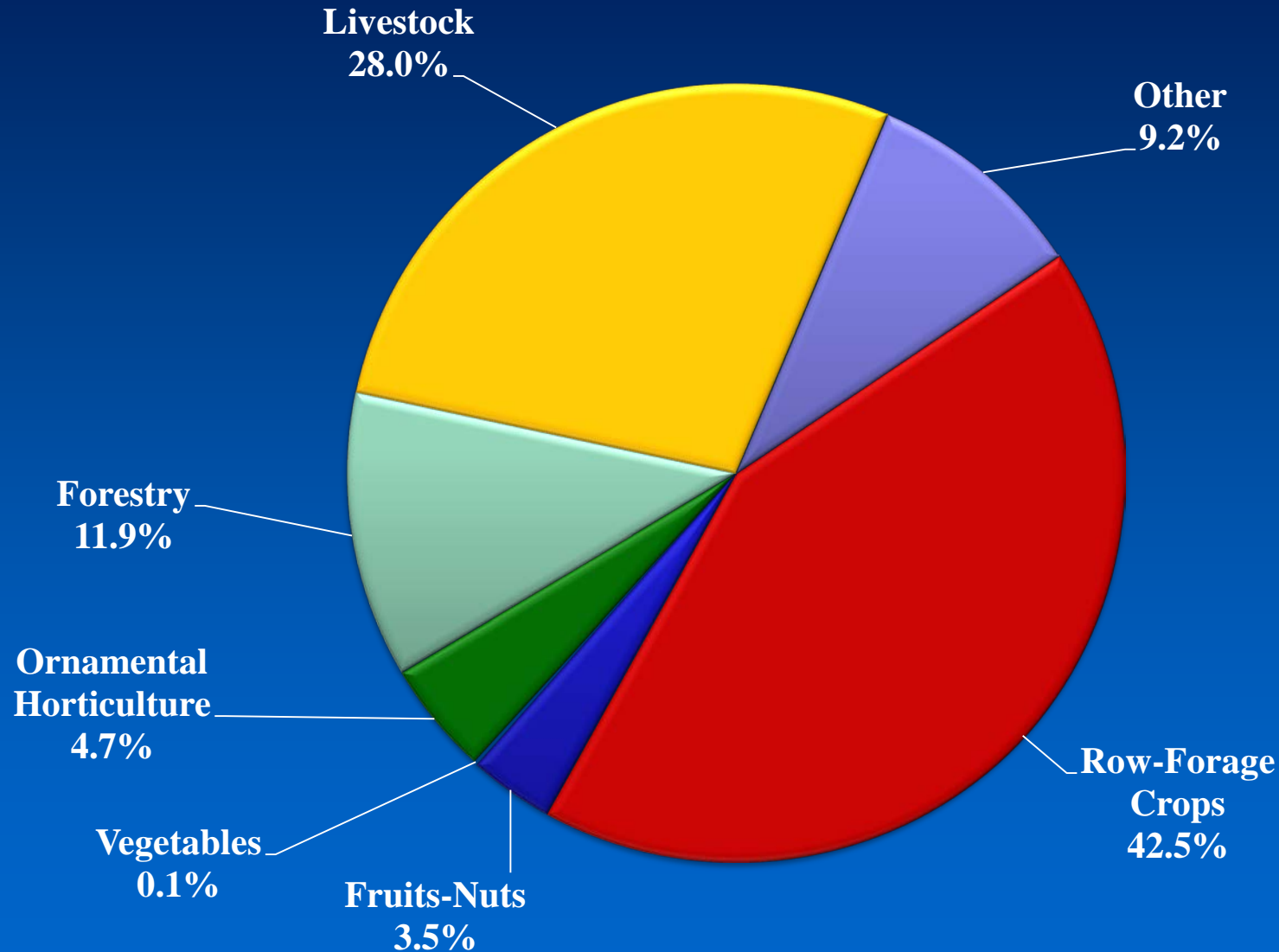
---

- 2015 Farm Gate Value in Jefferson Co. was \$74.1 million. Adding \$3.1 million of landscape services increased the total agricultural production value to \$77.2 million.
- The highest value commodity group was row and forage crops, representing 42.5% of the total agricultural production value.



# Jefferson County

## 2015 Farm Gate Production Value



# Examining the Contribution

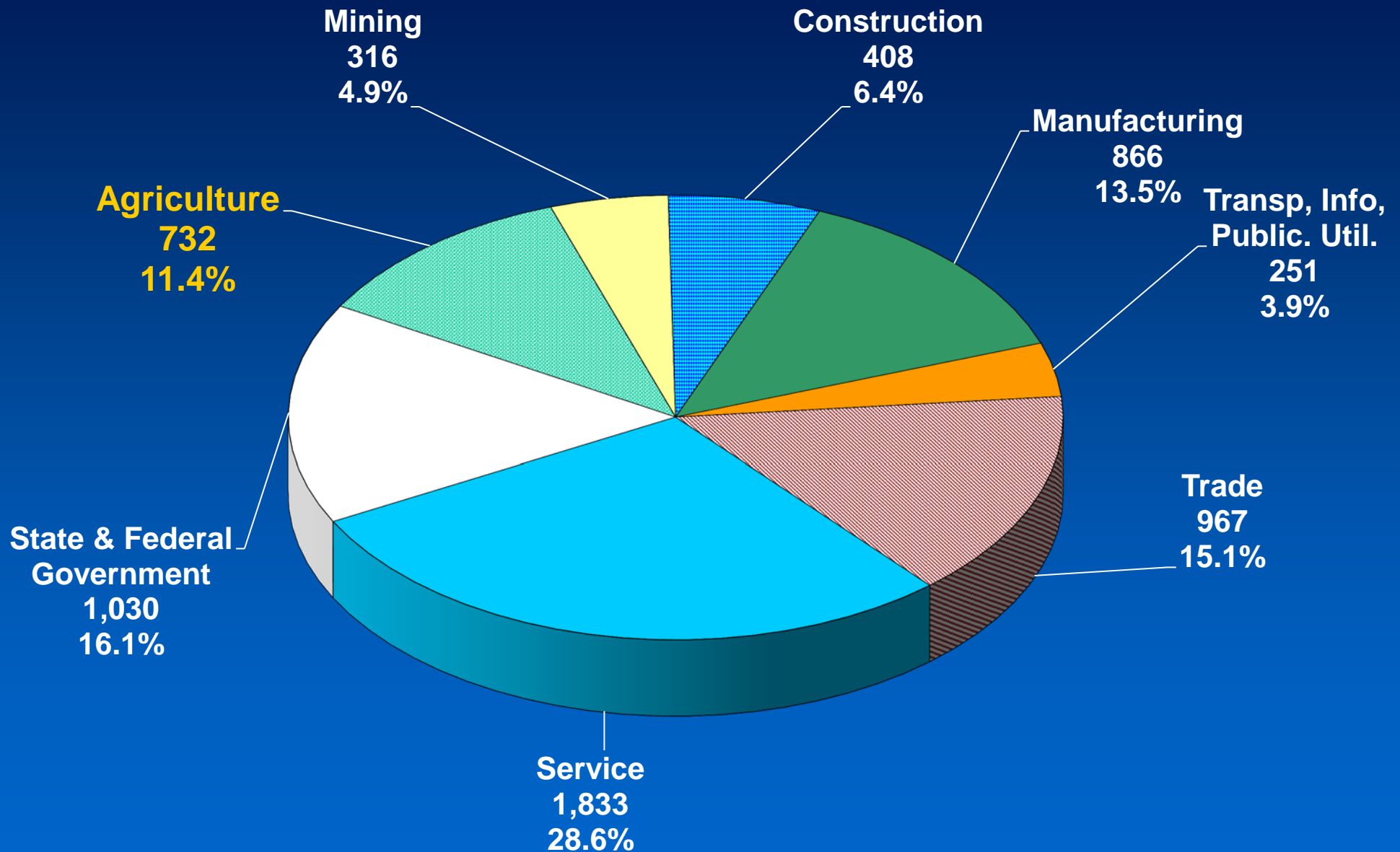
## County Economy Modeled

- The Center for Agribusiness and Economic Development performed an analysis of the county's economy, focusing on the role of food and fiber.
- How much of the county's total current economic output comes from food and fiber production and directly related processing? (A Snapshot of the Economy)
- What is the total (direct and indirect) *Economic Contribution* of food and fiber production and directly related industries?



# Jefferson County Employment

Total County Employment = 6,403



Primary data source: Center for Agribusiness & Economic Development, UGA

# An Economic Snapshot of Jefferson County

---

- How much of Jefferson County's total economic output comes from food and fiber production?
- AG value alone of \$77.2 million-consisting of Farm Gate Value and landscape services comprises 8.0% of the county's economy.
- AG plus directly related businesses (ex. Ag Support Services, Processing, etc.) comprise 23.8% of the county's economy.



# What is the Economic Contribution?

---

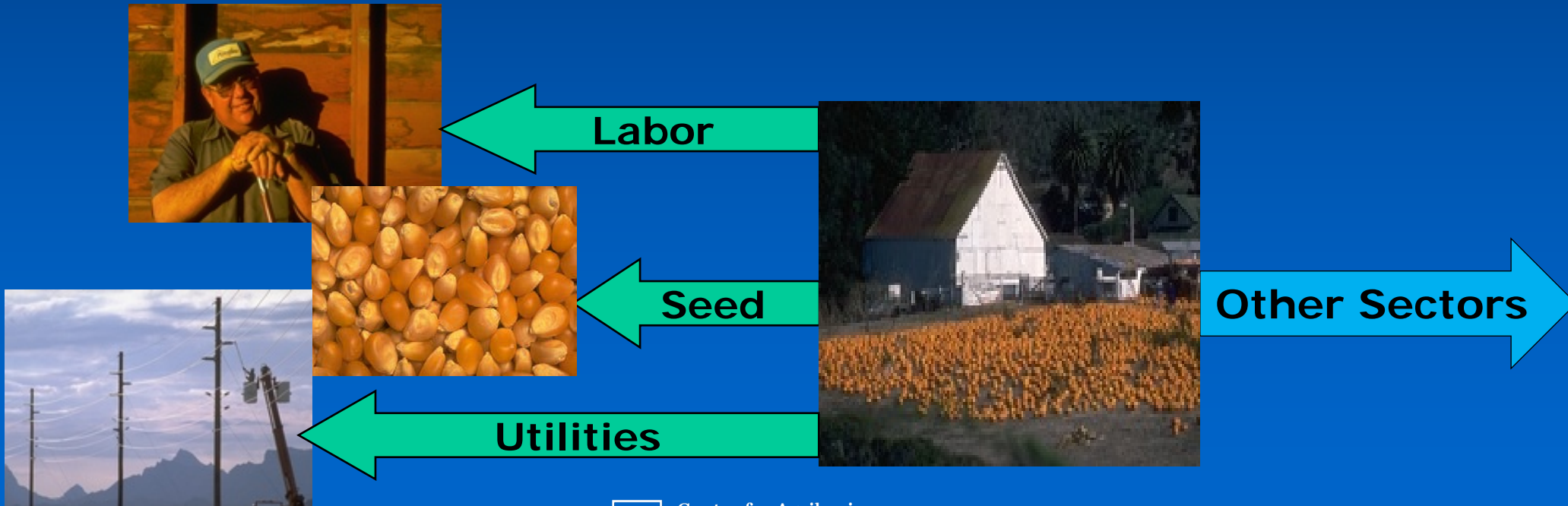
- What is the total (direct and indirect) *contribution* of food and fiber production and directly related industries?
- This scenario illustrates how other industries are affected by the presence of food and fiber in the county. The indirect contribution measures output created due to food and fiber production and processing in the county.





# What Economic Contribution Means: A Brief Explanation

- The *contribution* numbers capture the ripple effects that food and fiber create in the county's economy. Many other sectors rely in part on the existence of food and fiber for sales.
- Further, agricultural commodities are sold to other sectors as the inputs to production.



# Jefferson County

## Agriculture *Economic Contribution*

Sector	Direct	Total
<b>Ag + Landscape Services</b>	\$77,263,490	\$77,263,490
Mining		90,470
Utilities		1,083,818
Construction		676,490
Manufacturing		37,037
Wholesale Trade		2,146,844
Retail trade		2,071,958
Transportation & Warehousing		852,104
Information		207,074
Finance & insurance		2,519,327
Real estate & rental		4,821,688
Professional- scientific & tech services		410,177
Management of companies		179,392
Administrative & waste services		92,032
Educational services		124,493
Health & social services		1,544,182
Arts-entertainment & recreation		54,379
Accommodation & food services		1,029,033
Other services		608,413
Government & non NAICS		81,431
<b>TOTAL</b>	\$77,263,490	\$95,892,832

**Total  
Contribution  
of Production  
AG = \$95.9  
million  
9.9% of total  
economy**

# Jefferson County

## Production Agriculture + Directly Related Industries Contribution

Sector	Direct	Total
<b>Ag + Related Industries</b>	\$229,639,380	\$229,639,380
Mining		167,100
Utilities		4,887,195
Construction		1,762,711
Other Manufacturing		158,470
Wholesale Trade		11,732,416
Retail trade		4,391,568
Transportation & Warehousing		5,103,369
Information		772,456
Finance & insurance		5,888,567
Real estate & rental		9,845,176
Professional- scientific & tech services		1,949,709
Management of companies		2,848,539
Administrative & waste services		419,763
Educational svcs		246,947
Health & social services		3,125,976
Arts- entertainment & recreation		252,308
Accommodation & food services		2,656,510
Other services		1,768,516
Government & non NAICS		346,893
<b>Total</b>	\$229,639,380	\$287,963,569

**Total  
Contribution  
of AG +  
Related =  
\$288 million  
29.9% of total  
economy**

# Jefferson County

## Production Agriculture + Directly Related Industries Employment *Contribution*

Sector	Direct	Total
<b>Ag + Related Industries</b>	<b>1,373</b>	<b>1,373</b>
Mining		1
Utilities		4
Construction		13
Manufacturing		1
Wholesale Trade		67
Retail trade		64
Transportation & Warehousing		38
Information		5
Finance & insurance		32
Real estate & rental		22
Professional- scientific & tech services		22
Management of companies		15
Administrative & waste services		6
Educational svcs		6
Health & social services		48
Arts- entertainment & recreation		12
Accommodation & food services		45
Other services		20
Government & non NAICS		4
<b>Total</b>	<b>1,373</b>	<b>1,798</b>

Total  
Contribution  
of AG + Related  
Employment =  
1,798  
Accounts for  
28.1% of  
employment

# What These Numbers Mean: A Brief Explanation

---

- *Direct contribution* is \$229.6 million. This includes food and fiber production, processing and directly related manufacturing.
- *Total contribution* includes related sectors and sums to \$288 million. This includes the captured effects of farmers (direct source) buying supplies (seed, fertilizer, work boots) from local stores. These stores must increase their output to meet farmer demand.



# What These Numbers Mean: A Brief Explanation (continued)

---

- As local stores increase their output, they may demand more stock from local wholesalers (also in the Trade sector). Local wholesalers demand more from local manufacturers, thus increasing activity in the Manufacturing sector.
- Local stores also hire employees to assist farmers. They take home wages and buy groceries at the local store which increases demand there.



# Jefferson County Food and Fiber Summary

---

- The total *economic contribution* of food and fiber production, processing and direct manufacturing is \$288 million.
- The total county *output* is \$964.5 million.
- Thus, food and fiber (directly and indirectly) account for 29.9% of the total county output, considering the multiplier effects from direct and related industries.



# Contact Information

---

Prepared by  
Sharon P. Kane, Sr. Public Service Associate, Economist

Center for Agribusiness & Economic Development  
Dr. Kent Wolfe, Director

*“Adding Value to Georgia's Agricultural Economy  
Through Research and Extension”*

*Check our website for more resources:  
[www.caed.uga.edu](http://www.caed.uga.edu)*



Center for Agribusiness  
and Economic Development  
*College of Agricultural & Environmental Sciences*  
UNIVERSITY OF GEORGIA