

# The Economic Importance of Food and Fiber

A Spotlight on Oconee County, Georgia

Prepared by:



Center for Agribusiness  
and Economic Development

*College of Agricultural & Environmental Sciences*

UNIVERSITY OF GEORGIA

October 2017

# Agriculture in Georgia

---

- Georgia's 2015 Farm Gate Value was \$13.8 billion. Adding the value of \$2.2 billion of landscape services increased the total agricultural production value to \$16.0 billion.
- Total food and fiber production and directly related businesses account for a \$74.9 billion *output contribution* to Georgia's \$917.6 billion economy.



# What We Know about Oconee County

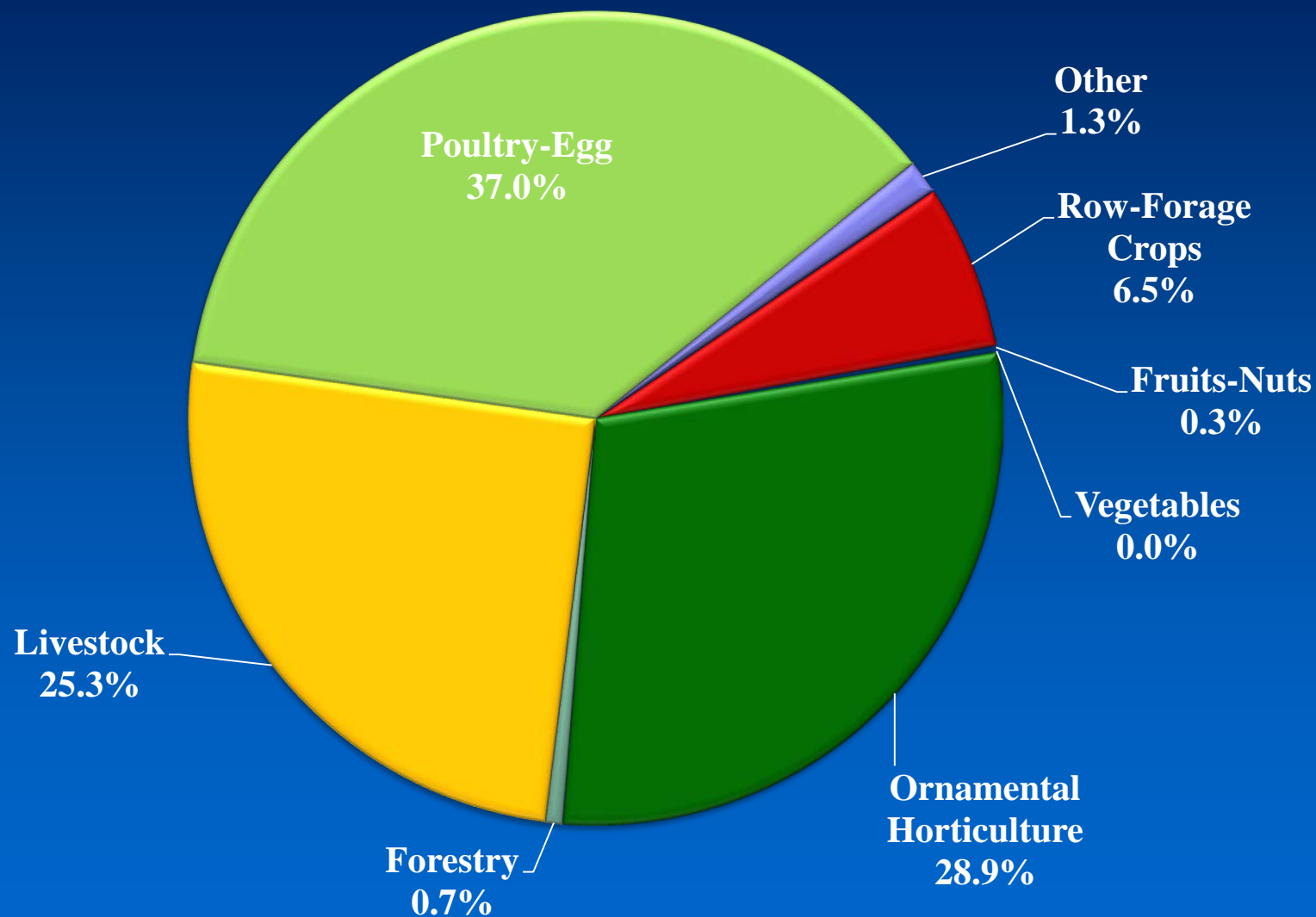
---

- 2015 Farm Gate Value in Oconee Co. was \$66.4 million. Adding \$8.8 million of landscape services increased the total agricultural production value to \$75.3 million.
- The highest value commodity group was poultry and eggs, representing 37.0% of the total agricultural production value.



# Oconee County

## 2015 Farm Gate Production Value



# Examining the Economic Contribution County Economy Modeled

---

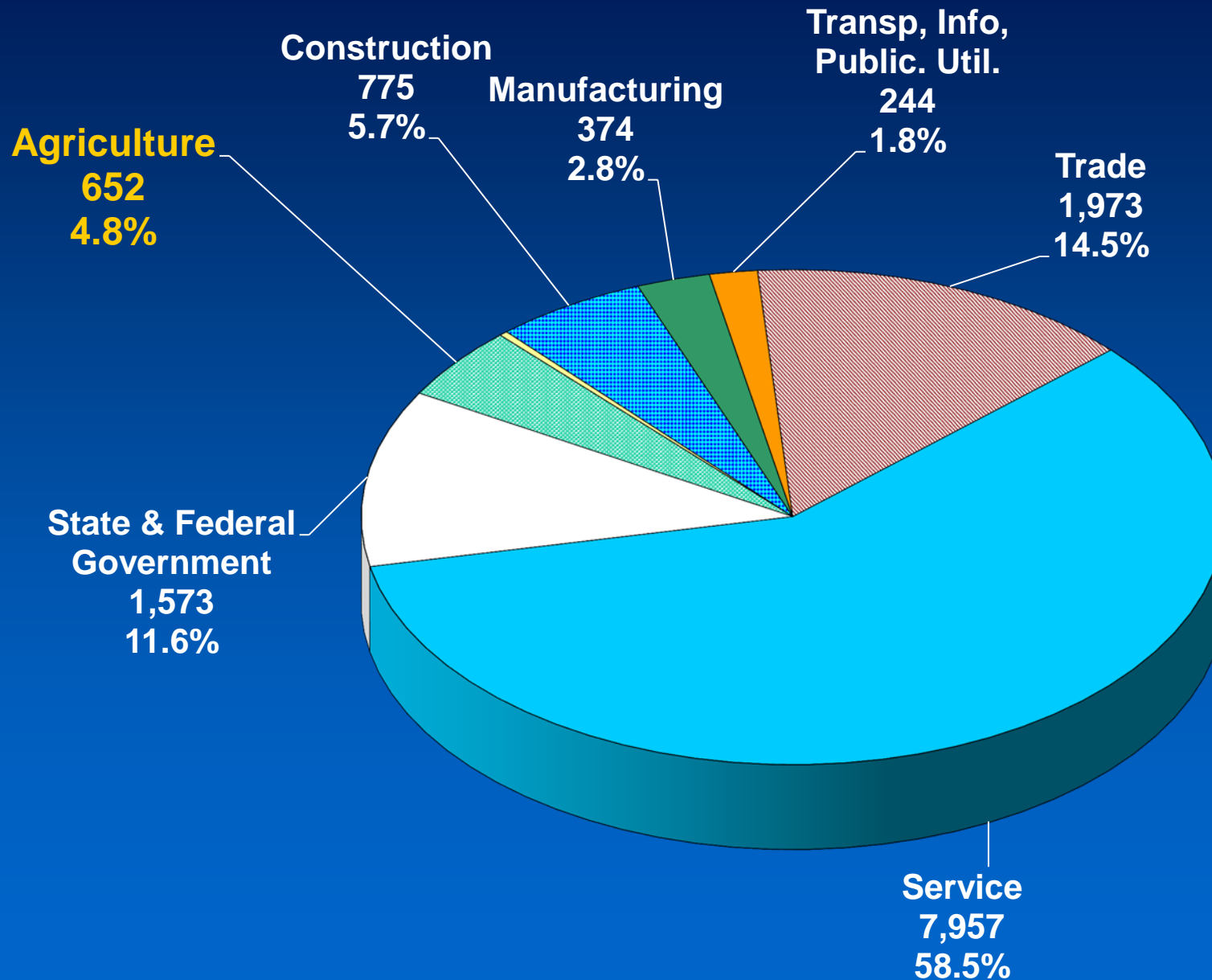
- The Center for Agribusiness and Economic Development performed an analysis of the county's economy, focusing on the role of food and fiber.
- How much of the county's total current economic output comes from food and fiber production and directly related processing? (A Snapshot of the Economy)
- What is the total (direct and indirect) *Economic Contribution* of food and fiber production and directly related industries?





# Oconee County Employment

Total County Employment = 13,592



Primary data source: IMPLAN data, compiled by Center for Agribusiness & Economic Development, UGA

# An Economic Snapshot of Oconee County

---

- How much of Oconee County's total economic output comes from food and fiber production?
- AG value alone of \$75.3 million-consisting of Farm Gate Value and landscape services comprises 4.3% of the county's economy.
- AG plus directly related businesses (ex. Ag Support Services, Processing, etc.) comprise 5.2% of the county's economy.



# What is the Economic Contribution?

---

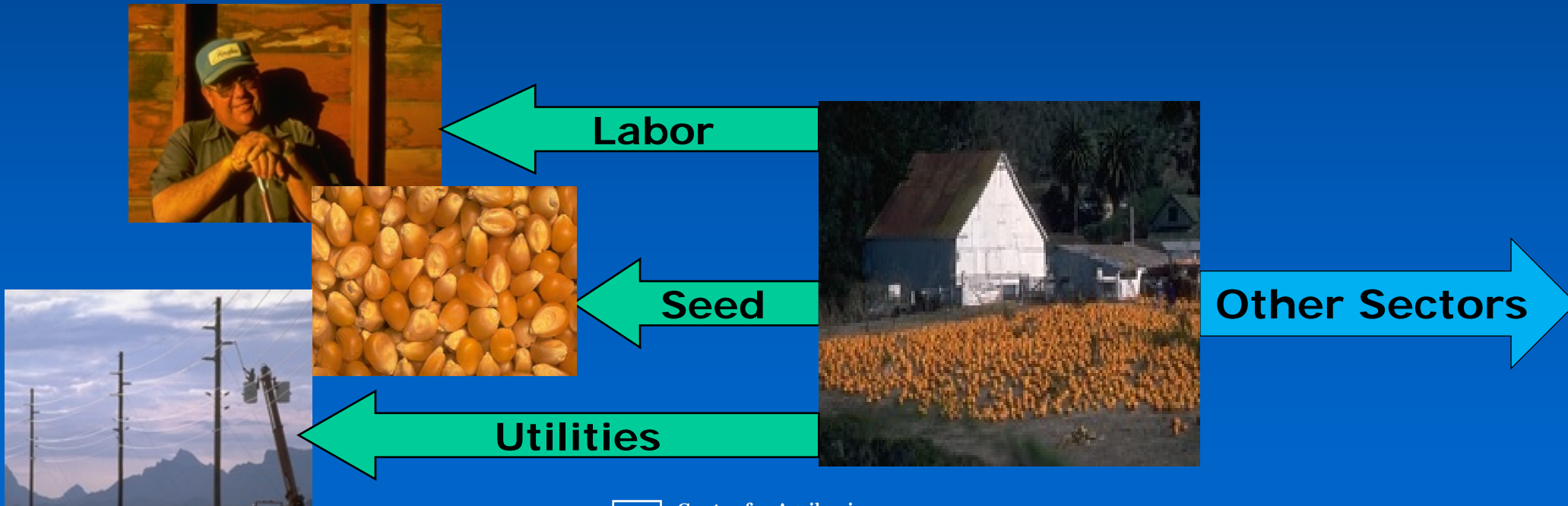
- What is the total (direct and indirect) *contribution* of food and fiber production and directly related industries?
- This scenario illustrates how other industries are affected by the presence of food and fiber in the county. The indirect contribution measures output created due to food and fiber production and processing in the county.





# What Economic Contribution Means: A Brief Explanation

- The *contribution* numbers capture the ripple effects that food and fiber create in the county's economy. Many other sectors rely in part on the existence of food and fiber for sales.
- Further, agricultural commodities are sold to other sectors as the inputs to production.



# Oconee County

## Agriculture *Economic Contribution*

Sector	Direct	Total
<b>Ag + Landscape Services</b>	\$75,282,395	\$75,282,395
Mining	\$0	14,510
Utilities	\$0	370,722
Construction	\$0	441,329
Manufacturing	\$0	33,788
Wholesale Trade	\$0	3,077,412
Retail trade	\$0	1,347,027
Transportation & Warehousing	\$0	789,756
Information	\$0	265,412
Finance & insurance	\$0	1,644,252
Real estate & rental	\$0	4,715,514
Professional- scientific & tech services	\$0	1,206,335
Management of companies	\$0	272,930
Administrative & waste services	\$0	415,056
Educational services	\$0	261,242
Health & social services	\$0	1,668,302
Arts-entertainment & recreation	\$0	78,511
Accommodation & food services	\$0	958,304
Other services	\$0	806,730
Government & non NAICS	\$0	73,309
<b>TOTAL</b>	\$75,282,395	\$93,722,835

**Total  
Contribution  
of Production  
AG = \$93.7  
million  
5.3% of total  
economy**

# Oconee County

## Production Agriculture + Directly Related Industries Contribution

Sector	Direct	Total
<b>Ag + Related Industries</b>	\$91,307,065	\$91,307,065
Mining	\$0	15,872
Utilities	\$0	421,467
Construction	\$0	486,377
Other Manufacturing	\$0	38,323
Wholesale Trade	\$0	4,037,702
Retail trade	\$0	1,523,386
Transportation & Warehousing	\$0	974,594
Information	\$0	312,596
Finance & insurance	\$0	1,879,673
Real estate & rental	\$0	5,252,084
Professional- scientific & tech services	\$0	1,422,775
Management of companies	\$0	395,118
Administrative & waste services	\$0	479,344
Educational svcs	\$0	284,168
Health & social services	\$0	1,828,059
Arts- entertainment & recreation	\$0	88,724
Accommodation & food services	\$0	1,063,797
Other services	\$0	968,659
Government & non NAICS	\$0	97,799
<b>Total</b>	\$91,307,065	\$112,877,583

**Total  
Contribution  
of AG +  
Related =  
\$112.9 million  
6.4% of total  
economy**

# Oconee County

## Production Agriculture + Directly Related Industries Employment *Contribution*

Sector	Direct	Total
<b>Ag + Related Industries</b>	1,082	1,082
Mining	0	0
Utilities	0	0
Construction	0	3
Manufacturing	0	0
Wholesale Trade	0	20
Retail trade	0	23
Transportation & Warehousing	0	5
Information	0	1
Finance & insurance	0	10
Real estate & rental	0	13
Professional- scientific & tech services	0	15
Management of companies	0	2
Administrative & waste services	0	8
Educational svcs	0	7
Health & social services	0	21
Arts- entertainment & recreation	0	2
Accommodation & food services	0	21
Other services	0	17
Government & non NAICS	0	1
<b>Total</b>	1,082	1,253

Total  
Contribution  
of AG + Related  
Employment =  
1,253  
Accounts for  
9.2% of  
employment

# What These Numbers Mean: A Brief Explanation

---

- *Direct contribution* is \$91.3 million. This includes food and fiber production, processing and directly related manufacturing.
- *Total contribution* includes related sectors and sums to \$112.9 million. This includes the captured effects of farmers (direct source) buying supplies (seed, fertilizer, work boots) from local stores. These stores must increase their output to meet farmer demand.



# What These Numbers Mean: A Brief Explanation (continued)

---

- As local stores increase their output, they may demand more stock from local wholesalers (also in the Trade sector). Local wholesalers demand more from local manufacturers, thus increasing activity in the Manufacturing sector.
- Local stores also hire employees to assist farmers. They take home wages and buy groceries at the local store which increases demand there.





# Oconee County Food and Fiber Summary

---

- The total *economic contribution* of food and fiber production, processing and direct manufacturing is \$374.1 million.
- The total county *output* is \$112.9 billion.
- Thus, food and fiber (directly and indirectly) account for *6.4%* of the total county output, considering the multiplier effects from direct and related industries.



# Contact Information

---

Prepared by

Sharon P. Kane, Sr. Public Service Associate, Economist

Center for Agribusiness & Economic Development

Dr. Kent Wolfe, Director

*“Adding Value to Georgia's Agricultural Economy  
Through Research and Extension“*

*Check our website for more resources:*

*[www.caed.uga.edu](http://www.caed.uga.edu)*



Center for Agribusiness  
and Economic Development  
*College of Agricultural & Environmental Sciences*  
UNIVERSITY OF GEORGIA