

The Economic Importance of Food and Fiber

A Spotlight on Toombs County, Georgia

Prepared for:
Toombs County Cooperative Extension

Prepared by:



Center for Agribusiness
and Economic Development
College of Agricultural & Environmental Sciences
UNIVERSITY OF GEORGIA

March 2017

Agriculture in Georgia

- Georgia's 2015 Farm Gate Value was \$13.8 billion. Adding the value of \$2.2 billion of landscape services increased the total agricultural production value to \$16.0 billion.
- Total food and fiber production and directly related businesses account for a \$74.9 billion *output impact* on Georgia's \$917.6 billion economy.



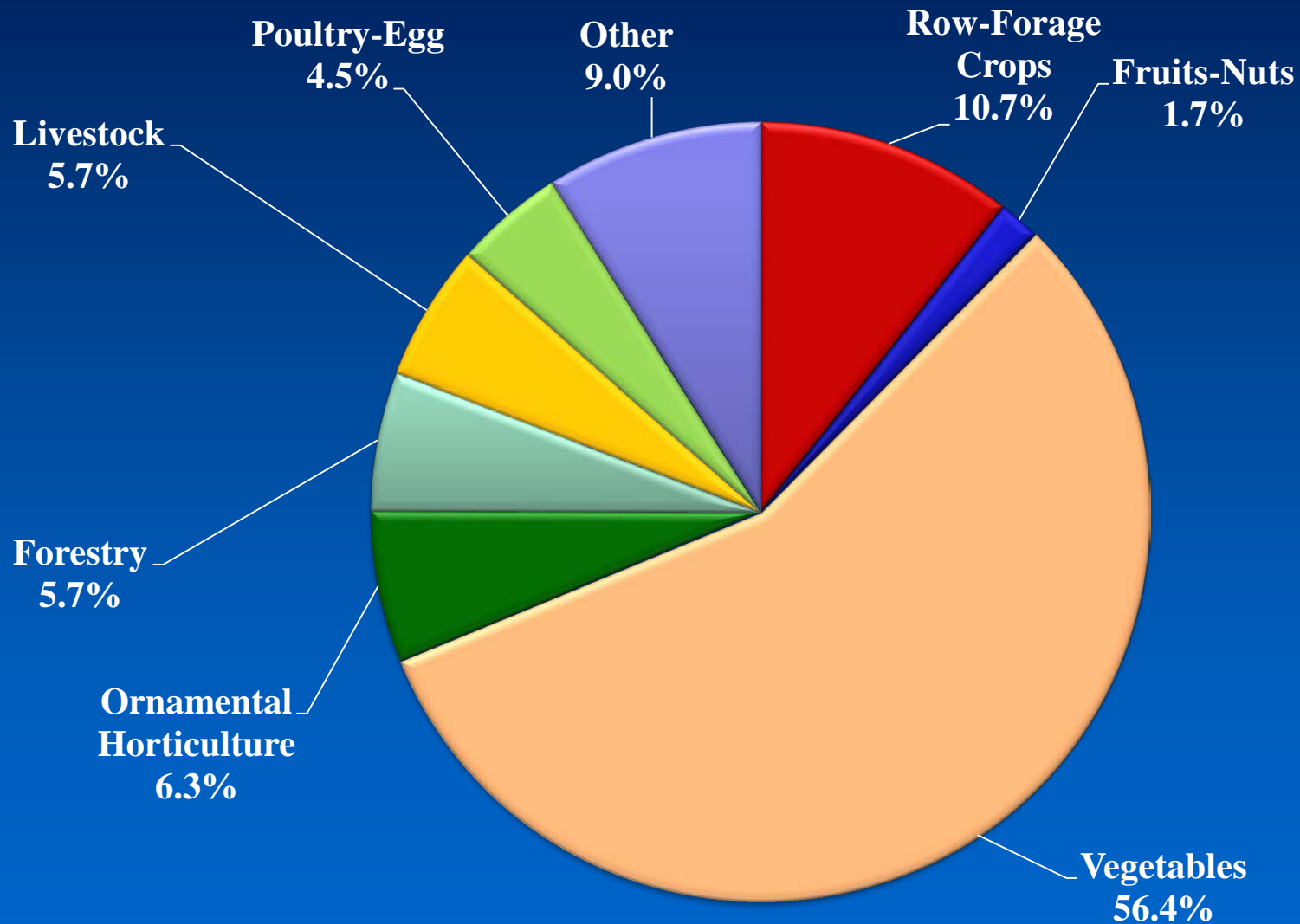
What We Know about Toombs County

- 2015 Farm Gate Value in Toombs Co. was \$129.8 million. Adding \$2.2 million of landscape services increased the total agricultural production value to \$132 million.
- The highest value commodity group was vegetables, representing 56% of the total agricultural production value.



Toombs County

2015 Farm Gate Production Value



Examining the Contribution

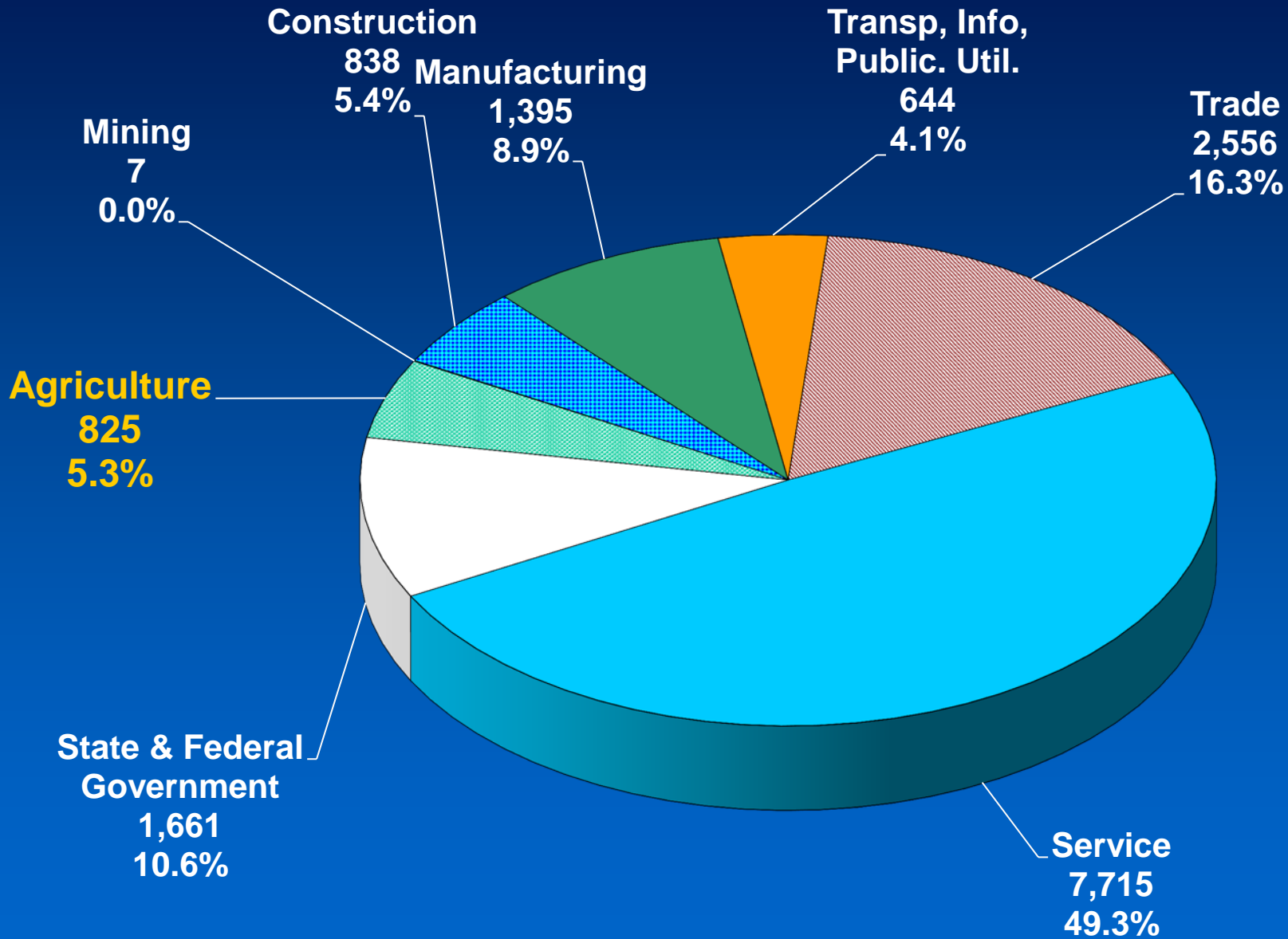
County Economy Modeled

- The Center for Agribusiness and Economic Development performed an analysis of the county's economy, focusing on the role of food and fiber.
- How much of the county's total current economic output comes from food and fiber production and directly related processing? (A Snapshot of the Economy)
- What is the total (direct and indirect) *Economic Contribution* of food and fiber production and directly related industries?



Toombs County Employment

Total Jobs = 15,641



An Economic Snapshot of Toombs County

- How much of Toombs County's total economic output comes from food and fiber production?
- AG value alone of \$132 million consisting of Farm Gate Value and landscape services comprises 6.7% of the county's economy.
- AG plus directly related businesses (ex. Ag Support Services, Processing, etc.) comprise 13.2% of the county's economy.



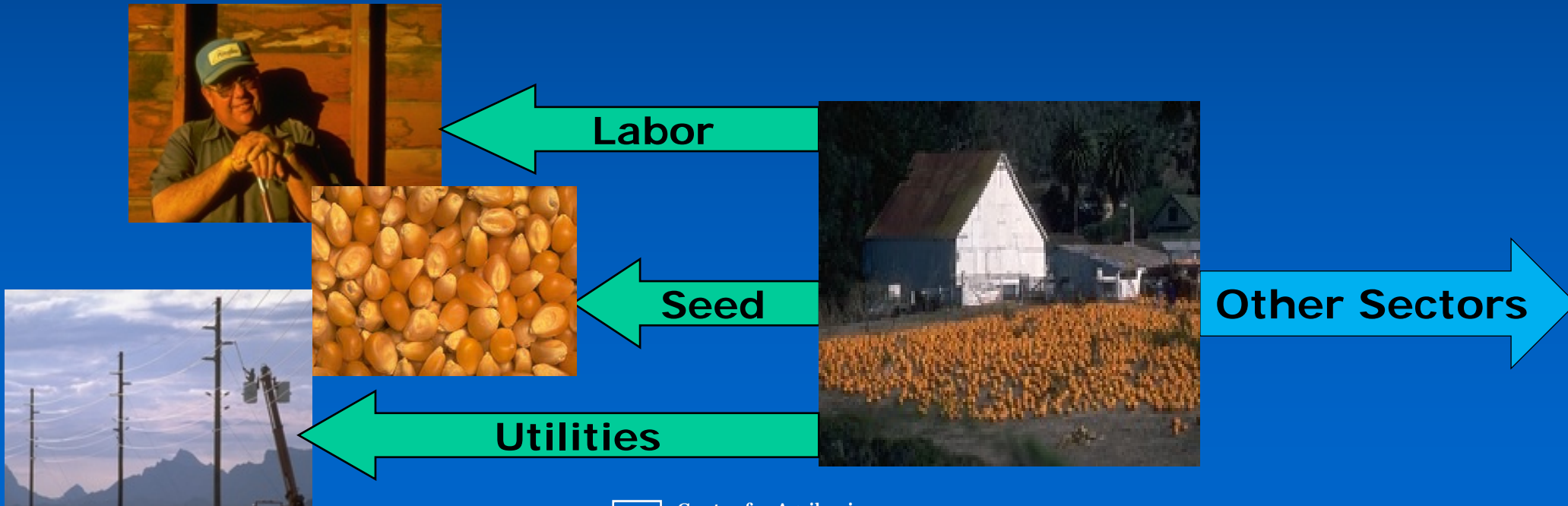
What is the Economic Contribution?

- What is the total (direct and indirect) *contribution* of food and fiber production and directly related industries?
- This scenario illustrates how other industries are affected by the presence of food and fiber in the county. The indirect contribution measures output created due to food and fiber production and processing in the county.



What Economic Contribution Means: A Brief Explanation

- The *contribution* numbers capture the ripple effects that food and fiber create in the county's economy. Many other sectors rely in part on the existence of food and fiber for sales.
- Further, agricultural commodities are sold to other sectors as the inputs to production.



Toombs County

Agriculture *Contribution*

Sector	Direct	Total
Ag + Landscape Services	\$132,007,650	\$132,007,650
Mining		35,141
Utilities		3,302,691
Construction		1,699,321
Manufacturing		1,205,782
Wholesale Trade		6,280,318
Retail trade		6,570,440
Transportation & Warehousing		1,857,715
Information		2,661,471
Finance & insurance		5,647,400
Real estate & rental		11,423,686
Professional- scientific & tech services		3,612,679
Management of companies		75,308
Administrative & waste services		1,673,244
Educational services		416,785
Health & social services		13,000,236
Arts-entertainment & recreation		320,206
Accommodation & food services		4,221,140
Other services		3,284,874
Government & non NAICS		173,885
TOTAL	\$132,007,650	\$199,469,973

**Total
Contribution
of Production
AG = \$199.5
million
10.1% of total
economy**

Toombs County

Production Agriculture + Directly Related Industries Contribution

Sector	Direct	Total
Ag + Related Industries	\$258,079,517	\$258,079,517
Mining		89,228
Utilities		5,470,195
Construction		2,574,298
Other Manufacturing		1,450,482
Wholesale Trade		15,497,653
Retail trade		8,464,199
Transportation & Warehousing		6,101,809
Information		4,027,824
Finance & insurance		8,403,580
Real estate & rental		14,448,259
Professional- scientific & tech services		6,413,478
Management of companies		298,489
Administrative & waste services		2,771,808
Educational svcs		512,125
Health & social services		16,202,783
Arts- entertainment & recreation		440,436
Accommodation & food services		5,642,483
Other services		4,578,781
Government & non NAICS		340,464
Total	\$258,079,517	\$361,807,891

**Total
Contribution
of AG +
Related =
\$361.8 million
18.3% of total
economy**

Toombs County

Production Agriculture + Directly Related Industries Employment *Contribution*

Sector	Direct	Total
Ag + Related Industries	2,184	2,184
Mining		1
Utilities		9
Construction		17
Manufacturing		2
Wholesale Trade		85
Retail trade		115
Transportation & Warehousing		37
Information		9
Finance & insurance		51
Real estate & rental		34
Professional- scientific & tech services		54
Management of companies		2
Administrative & waste services		63
Educational svcs		8
Health & social services		184
Arts- entertainment & recreation		9
Accommodation & food services		105
Other services		86
Government & non NAICS		4
Total	2,184	3,057

Total
Contribution
of AG + Related
Employment =
3,057

Accounts for
19.5% of
employment

What These Numbers Mean: A Brief Explanation

- ***Direct contribution*** is \$258.1 million. This includes food and fiber production, processing and directly related manufacturing.
- ***Total contribution*** includes related sectors and sums to \$361.8 million. This includes the captured effects of farmers (direct source) buying supplies (seed, fertilizer, work boots) from local stores. These stores must increase their output to meet farmer demand.



What These Numbers Mean: A Brief Explanation (continued)

- As local stores increase their output, they may demand more stock from local wholesalers (also in the Trade sector). Local wholesalers demand more from local manufacturers, thus increasing activity in the Manufacturing sector.
- Local stores also hire employees to assist farmers. They take home wages and buy groceries at the local store which increases demand there.



Toombs County Food and Fiber Summary/Conclusions

- The total *economic contribution* of food and fiber production, processing and direct manufacturing is \$361.8 million.
- The total county *output* is \$2.0 billion.
- Thus, food and fiber (directly and indirectly) account for 18.3% of the total county output, considering the multiplier effects.



Contact Information

Prepared by

Sharon P. Kane, Sr. Public Service Associate, Economist
Karen Stubbs, Research Professional

Center for Agribusiness & Economic Development
Dr. Kent Wolfe, Director

*“Adding Value to Georgia's Agricultural Economy
Through Research and Extension”*

*Check our website for more resources:
www.caed.uga.edu*



Center for Agribusiness
and Economic Development
College of Agricultural & Environmental Sciences
UNIVERSITY OF GEORGIA