

The Economic Importance of Food and Fiber

A Spotlight on Whitfield County, Georgia

Prepared by:



Center for Agribusiness
and Economic Development

College of Agricultural & Environmental Sciences

UNIVERSITY OF GEORGIA

April 2018

Agriculture in Georgia

- Georgia's 2016 Farm Gate Value was over \$13.75 billion. Adding the value of \$2.5 billion of landscape services increased the total agricultural production value to \$16.25 billion.
- Total food and fiber production and directly related businesses account for a \$73.3 billion *output contribution* to Georgia's \$972 billion economy.



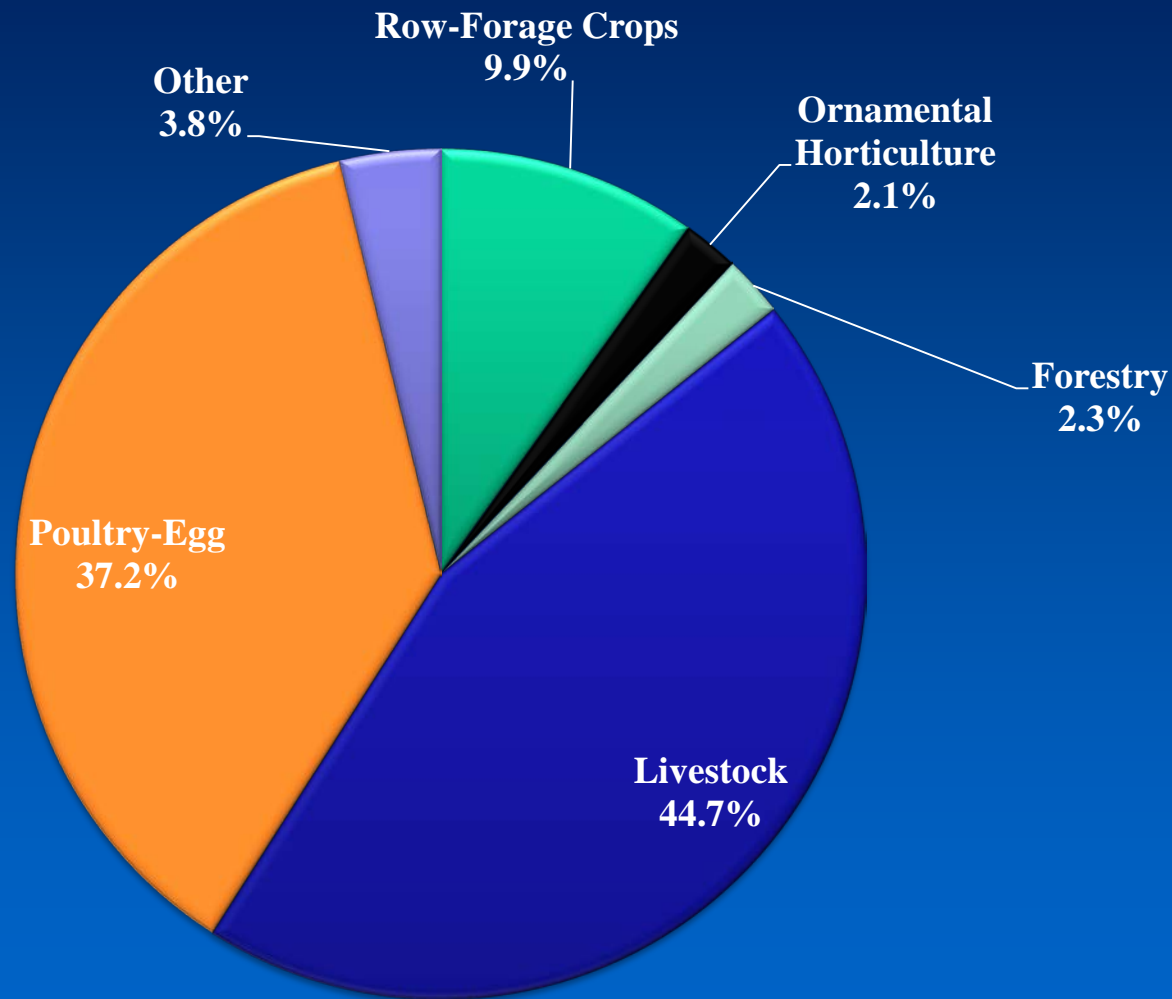
What We Know about Whitfield County

- 2016 Farm Gate Value in Whitfield Co. was \$19.4 million. Adding \$11.7 million of landscape services increased the total agricultural production value to \$31.1 million.
- The highest value commodity group was livestock, representing 44.7% of the total Farm Gate production value.



Whitfield County

2016 Farm Gate Production Value



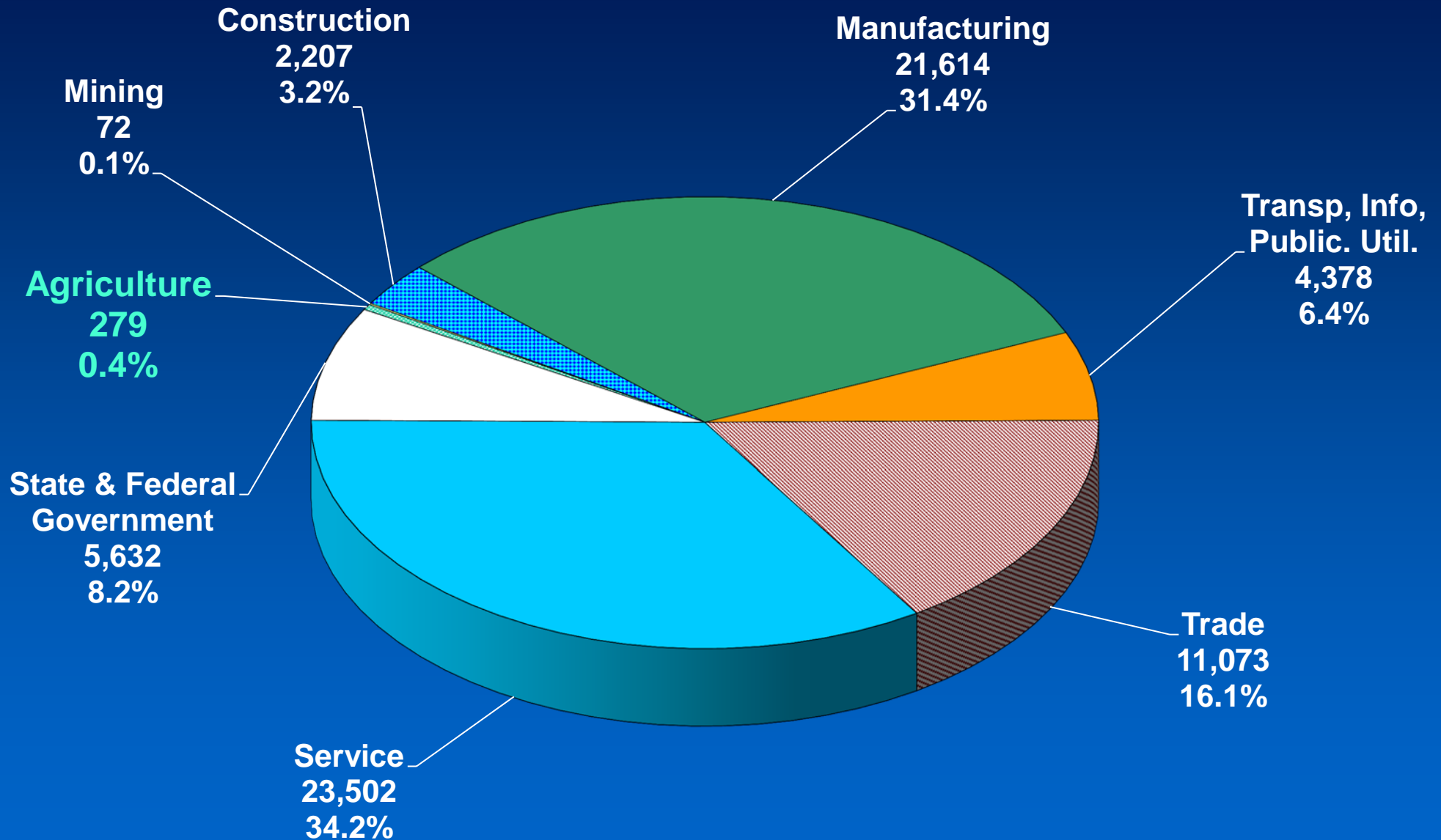
Examining the Economic Contribution County Economy Modeled

- The Center for Agribusiness and Economic Development performed an analysis of the county's economy, focusing on the role of food and fiber.
- How much of the county's total current economic output comes from food and fiber production and directly related processing? (A Snapshot of the Economy)
- What is the total (direct and indirect) *Economic Contribution* of food and fiber production and directly related industries?



Whitfield County Employment

Total County Employment = 68,758



An Economic Snapshot of Whitfield County

- How much of Whitfield County's total economic output comes from food and fiber production and related industries?
- AG value alone of \$31.1 million-consisting of Farm Gate Value and landscape services comprises 0.22% of the county's economy.
- AG plus directly related businesses (ex. Ag Support Services, Processing, food & fiber manufacturing, etc.) comprise 0.48% of the county's economy.



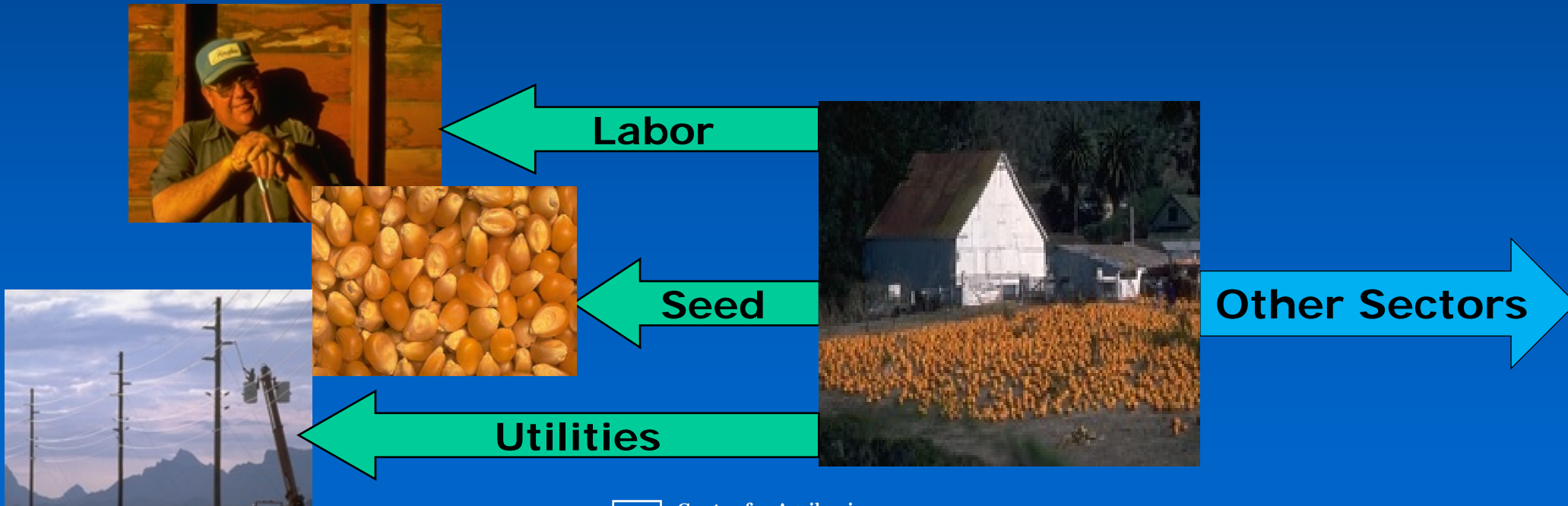
What is the Economic Contribution?

- What is the total (direct and indirect) *economic contribution* of food and fiber production and directly related industries?
- This scenario illustrates how other industries are affected by the presence of food and fiber in the county and quantifies their economic role.
- The indirect contribution measures output created by food and fiber production, processing and spending by employees of those industries



What Economic Contribution Means: A Brief Explanation

- The *contribution* numbers capture the ripple effects that food and fiber create in the county's economy. Many other sectors rely in part on the existence of food and fiber for sales.
- Further, agricultural commodities are sold to other sectors as the inputs to production.



Whitfield County

Agriculture *Economic Contribution*

Sector	Direct	Total
Ag + Landscape Services	31,056,554	31,056,554
Mining	0	11,366
Utilities	0	303,498
Construction	0	142,555
Manufacturing	0	113,804
Wholesale Trade	0	1,908,139
Retail trade	0	747,048
Transportation & Warehousing	0	772,365
Information	0	173,209
Finance & insurance	0	769,142
Real estate & rental	0	1,751,101
Professional- scientific & tech services	0	465,153
Management of companies	0	85,590
Administrative & waste services	0	424,523
Educational services	0	26,347
Health & social services	0	1,282,114
Arts-entertainment & recreation	0	25,023
Accommodation & food services	0	523,120
Other services	0	561,035
Government & non NAICS	0	40,487
TOTAL	31,056,554	41,182,171

Total
Contribution
of Production
AG = \$41.2
million
0.30% of total
economy

Whitfield County

Production Agriculture + Directly Related Industries Contribution

Sector	Direct	Total
Ag + Related Industries	66,121,949	66,121,949
Mining	0	13,218
Utilities	0	761,349
Construction	0	278,889
Other Manufacturing	0	245,354
Wholesale Trade	0	3,490,989
Retail trade	0	1,335,042
Transportation & Warehousing	0	2,204,118
Information	0	404,954
Finance & insurance	0	1,377,123
Real estate & rental	0	2,942,112
Professional- scientific & tech services	0	778,847
Management of companies	0	566,072
Administrative & waste services	0	695,693
Educational svcs	0	45,882
Health & social services	0	2,289,644
Arts- entertainment & recreation	0	49,570
Accommodation & food services	0	986,559
Other services	0	970,273
Government & non NAICS	0	81,435
Total	66,121,949	85,639,070

**Total
Contribution
of AG +
Related =
\$85.6 million
0.62% of total
economy**

Whitfield County

Production Agriculture + Directly Related Industries Employment *Contribution*

Sector	Direct	Total
Ag + Related Industries	752	752
Mining	0	0
Utilities	0	1
Construction	0	2
Manufacturing	0	1
Wholesale Trade	0	16
Retail trade	0	17
Transportation & Warehousing	0	14
Information	0	1
Finance & insurance	0	6
Real estate & rental	0	9
Professional- scientific & tech services	0	6
Management of companies	0	2
Administrative & waste services	0	11
Educational services	0	1
Health & social services	0	21
Arts- entertainment & recreation	0	1
Accommodation & food services	0	16
Other services	0	15
Government & non NAICS	0	1
Total	752	895

Total
Contribution
of AG + Related
Employment =
895

Accounts for
1.3% of
employment

What These Numbers Mean: A Brief Explanation

- *Direct contribution* is \$66.1 million. This includes food and fiber production, processing and directly related manufacturing.
- *Total contribution* includes related sectors and sums to \$85.6 million. This includes the captured effects of farmers (direct source) buying supplies (seed, fertilizer, work boots) from local stores. These stores must increase their output to meet demand.



What These Numbers Mean: A Brief Explanation (continued)

- As local stores increase their output, they may demand more stock from local wholesalers (also in the Trade sector). Local wholesalers demand more from local manufacturers, thus increasing activity in the Manufacturing sector.
- Local stores also hire employees to assist food and fiber and related industries. They take home wages and buy groceries at local stores, which increases demand there.



Whitfield County Food and Fiber Summary

- The total *economic contribution* of food and fiber production, processing and direct manufacturing is \$85.6 million.
- The total county *output* is \$13.8 billion.
- Thus, food and fiber industries (directly and indirectly) account for *0.62%* of the total county output, considering the multiplier effects from direct and related industries.



Contact Information

Prepared by

Sharon P. Kane, Sr. Public Service Associate, Economist

Center for Agribusiness & Economic Development

Dr. Kent Wolfe, Director

*“Adding Value to Georgia's Agricultural Economy
Through Research and Extension“*

Check our website for more resources:

www.caed.uga.edu



Center for Agribusiness
and Economic Development
College of Agricultural & Environmental Sciences
UNIVERSITY OF GEORGIA