

The Economic Importance of Food and Fiber

A Spotlight on Twiggs County, Georgia

Prepared by:



Center for Agribusiness
and Economic Development

College of Agricultural & Environmental Sciences

UNIVERSITY OF GEORGIA

June 2018

Agriculture in Georgia

- Georgia's 2016 Farm Gate Value was over \$13.75 billion. Adding the value of \$2.5 billion of landscape services increased the total agricultural production value to \$16.25 billion.
- Total food and fiber production and directly related businesses account for a \$73.3 billion *output contribution* to Georgia's \$972 billion economy.



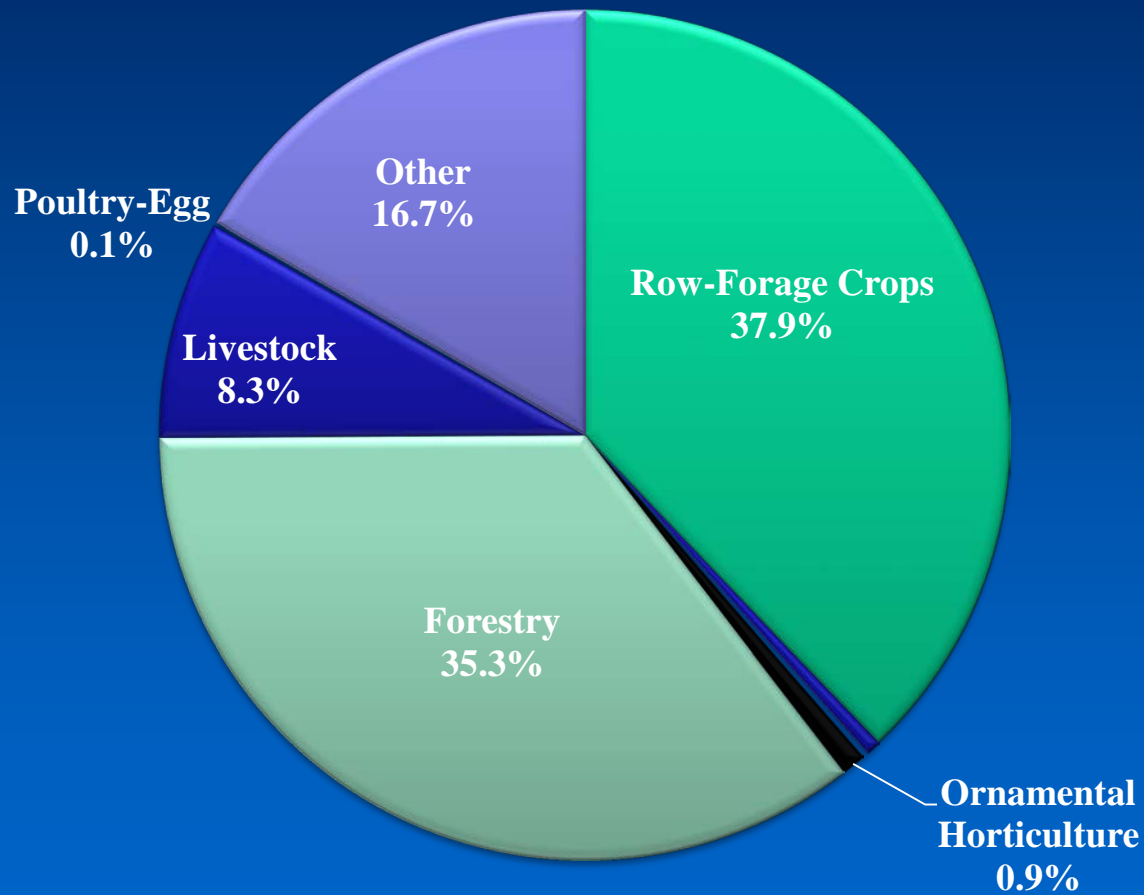
What We Know about Twiggs County

- 2016 Farm Gate Value in Twiggs Co. was \$20.1 million for agricultural production
- The highest value commodity group was row and forage crops, representing 37.9% of the total Farm Gate production value.



Twiggs County

2016 Farm Gate Production Value



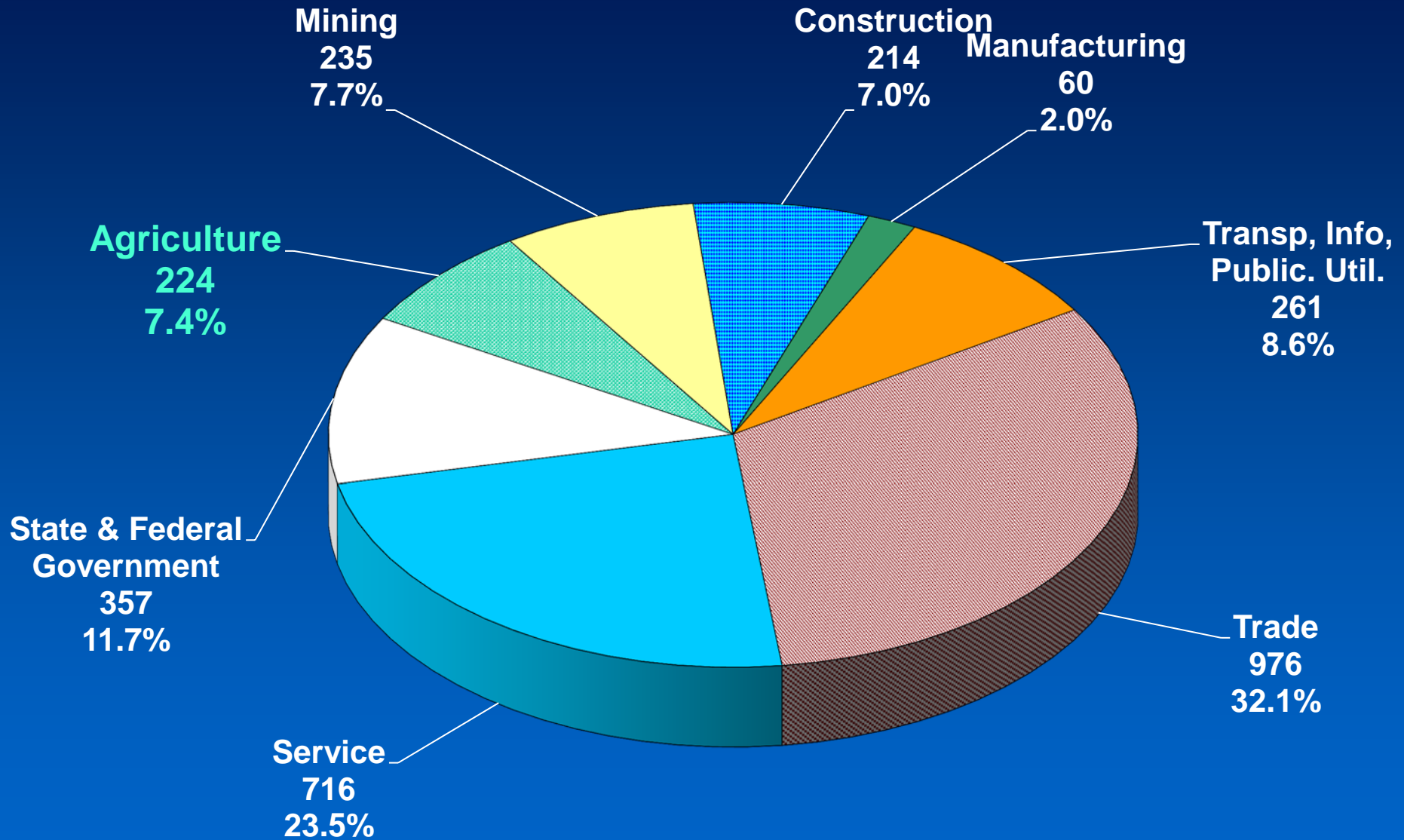
Examining the Economic Contribution County Economy Modeled

- The Center for Agribusiness and Economic Development performed an analysis of the county's economy, focusing on the role of food and fiber.
- How much of the county's total current economic output comes from food and fiber production and directly related processing? (A Snapshot of the Economy)
- What is the total (direct and indirect) *Economic Contribution* of food and fiber production and directly related industries?



Twiggs County Employment

Total County Employment = 3,043



An Economic Snapshot of Twiggs County

- How much of Twiggs County's total economic output comes from food and fiber production and related industries?
- AG value alone of \$21.1 million-consisting of Farm Gate Value and landscape services (if applicable) comprises 4.6% of the county's economy.
- AG plus directly related businesses (ex. Ag Support Services, Processing, food & fiber manufacturing, etc.) comprise 5.5% of the county's economy.



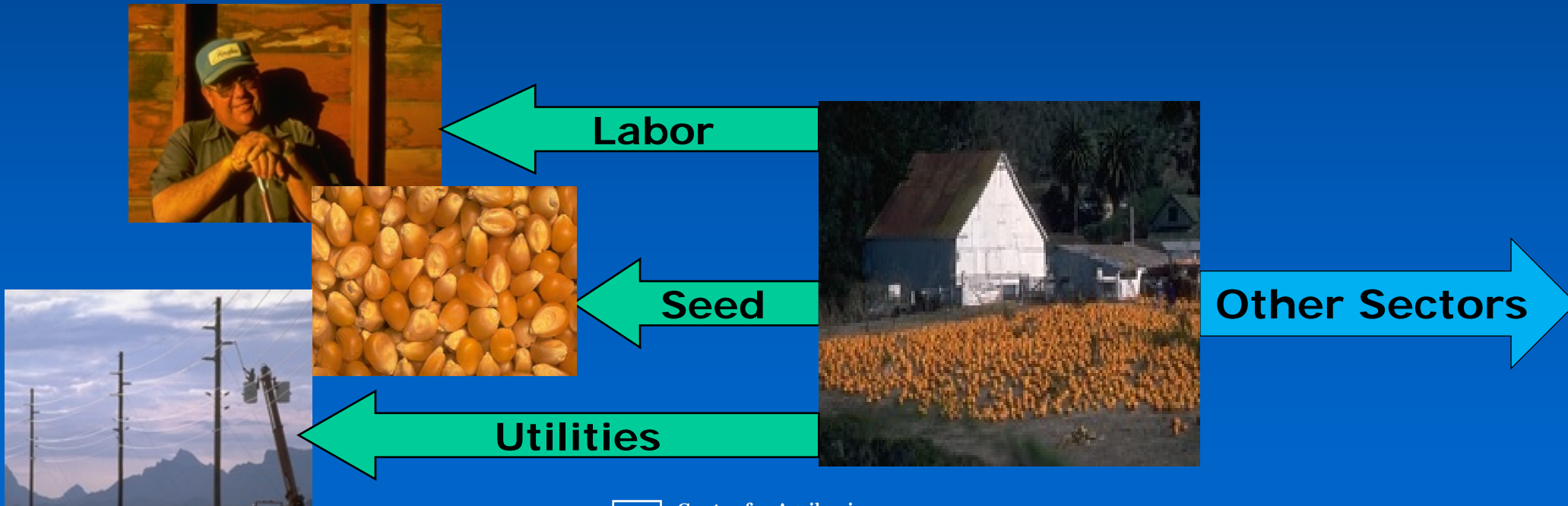
What is the Economic Contribution?

- What is the total (direct and indirect) *economic contribution* of food and fiber production and directly related industries?
- This scenario illustrates how other industries are affected by the presence of food and fiber in the county and quantifies their economic role.
- The indirect contribution measures output created by food and fiber production, processing and spending by employees of those industries



What Economic Contribution Means: A Brief Explanation

- The *contribution* numbers capture the ripple effects that food and fiber create in the county's economy. Many other sectors rely in part on the existence of food and fiber for sales.
- Further, agricultural commodities are sold to other sectors as the inputs to production.



Twiggs County

Agriculture *Economic Contribution*

Sector	Direct	Total
Ag + Landscape Services	20,141,011	20,141,011
Mining	0	23,127
Utilities	0	16,951
Construction	0	189,101
Manufacturing	0	3,185
Wholesale Trade	0	916,756
Retail trade	0	215,341
Transportation & Warehousing	0	237,848
Information	0	89,246
Finance & insurance	0	246,782
Real estate & rental	0	732,181
Professional- scientific & tech services	0	82,728
Management of companies	0	7,372
Administrative & waste services	0	18,479
Educational services	0	36,595
Health & social services	0	121,953
Arts-entertainment & recreation	0	16,310
Accommodation & food services	0	36,872
Other services	0	113,652
Government & non NAICS	0	40,075
TOTAL	20,141,011	23,285,565

Total
Contribution
of Production
AG = \$23.3
million
5.3% of total
economy

Twiggs County

Production Agriculture + Directly Related Industries Contribution

Sector	Direct	Total
Ag + Related Industries	24,117,451	24,117,451
Mining	0	24,390
Utilities	0	18,696
Construction	0	202,232
Other Manufacturing	0	3,788
Wholesale Trade	0	1,231,985
Retail trade	0	289,242
Transportation & Warehousing	0	329,699
Information	0	122,315
Finance & insurance	0	321,633
Real estate & rental	0	970,419
Professional- scientific & tech services	0	103,319
Management of companies	0	11,443
Administrative & waste services	0	23,883
Educational svcs	0	49,976
Health & social services	0	166,198
Arts- entertainment & recreation	0	21,575
Accommodation & food services	0	50,381
Other services	0	157,475
Government & non NAICS	0	45,326
Total	24,117,451	28,261,424

Total
Contribution
of AG +
Related =
\$28.3 million
6.5% of total
economic
output

Twiggs County

Production Agriculture + Directly Related Industries Employment *Contribution*

Sector	Direct	Total
Ag + Related Industries	695	695
Mining	0	0
Utilities	0	0
Construction	0	2
Manufacturing	0	0
Wholesale Trade	0	8
Retail trade	0	4
Transportation & Warehousing	0	2
Information	0	1
Finance & insurance	0	2
Real estate & rental	0	1
Professional- scientific & tech services	0	3
Management of companies	0	0
Administrative & waste services	0	0
Educational services	0	1
Health & social services	0	3
Arts- entertainment & recreation	0	0
Accommodation & food services	0	1
Other services	0	2
Government & non NAICS	0	0
Total	695	725

Total
Contribution
of AG + Related
Industries
Employment =
725
Accounts for
23.8% of
employment

What These Numbers Mean: A Brief Explanation

- *Direct contribution* is \$24.1 million. This includes food and fiber production, processing and directly related manufacturing.
- *Total contribution* includes related sectors and sums to \$28.3 million. This includes the captured effects of farmers (direct source) buying supplies (seed, fertilizer, work boots) from local stores. These stores must increase their output to meet demand.



What These Numbers Mean: A Brief Explanation (continued)

- As local stores increase their output, they may demand more stock from local wholesalers (also in the Trade sector). Local wholesalers demand more from local manufacturers, thus increasing activity in the Manufacturing sector.
- Local stores also hire employees to assist food and fiber and related industries. They take home wages and buy groceries at local stores, which increases demand there.



Twiggs County Food and Fiber Summary

- The total *economic contribution* of food and fiber production, processing and direct manufacturing is \$28.3 million.
- The total county *output* is \$436.9 million.
- Thus, food and fiber industries (directly and indirectly) account for *6.5%* of the total county output, considering the multiplier effects from direct and related industries.



Contact Information

Prepared by
Sharon P. Kane, Sr. Public Service Associate, Economist

Center for Agribusiness & Economic Development
Dr. Kent Wolfe, Director

*“Adding Value to Georgia's Agricultural Economy
Through Research and Extension“*

*Check our website for more resources:
www.caed.uga.edu*



Center for Agribusiness
and Economic Development
College of Agricultural & Environmental Sciences
UNIVERSITY OF GEORGIA