

The Economic Importance of Food and Fiber

A Spotlight on Webster County, Georgia

Prepared by:



Center for Agribusiness
and Economic Development

College of Agricultural & Environmental Sciences

UNIVERSITY OF GEORGIA

April 2018

Agriculture in Georgia

- Georgia's 2016 Farm Gate Value was over \$13.75 billion. Adding the value of \$2.5 billion of landscape services increased the total agricultural production value to \$16.25 billion.
- Total food and fiber production and directly related businesses account for a \$73.3 billion *output contribution* to Georgia's \$972 billion economy.



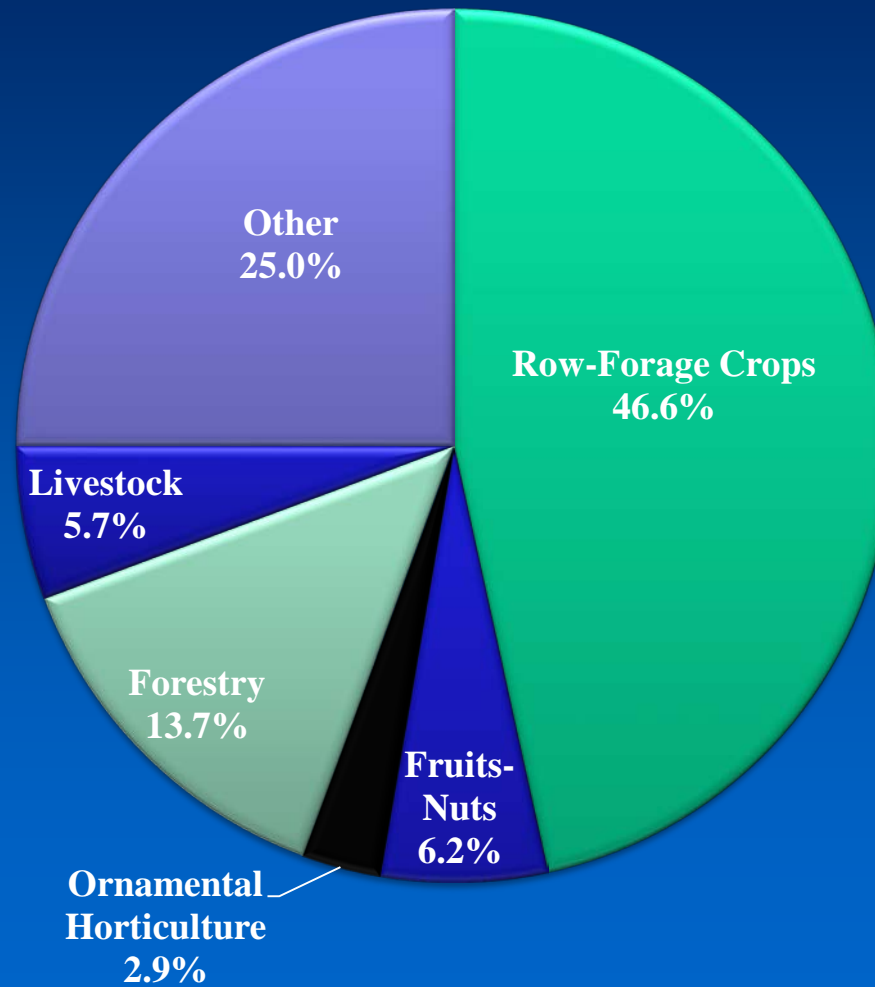
What We Know about Webster County

- 2016 Farm Gate Value in Webster Co. was \$29.9 million. Adding \$375.4 thousand of landscape services increased the total agricultural production value to \$30.3 million.
- The highest value commodity group was row and forage crops, representing 46.6% of the total Farm Gate production value.



Webster County

2016 Farm Gate Production Value



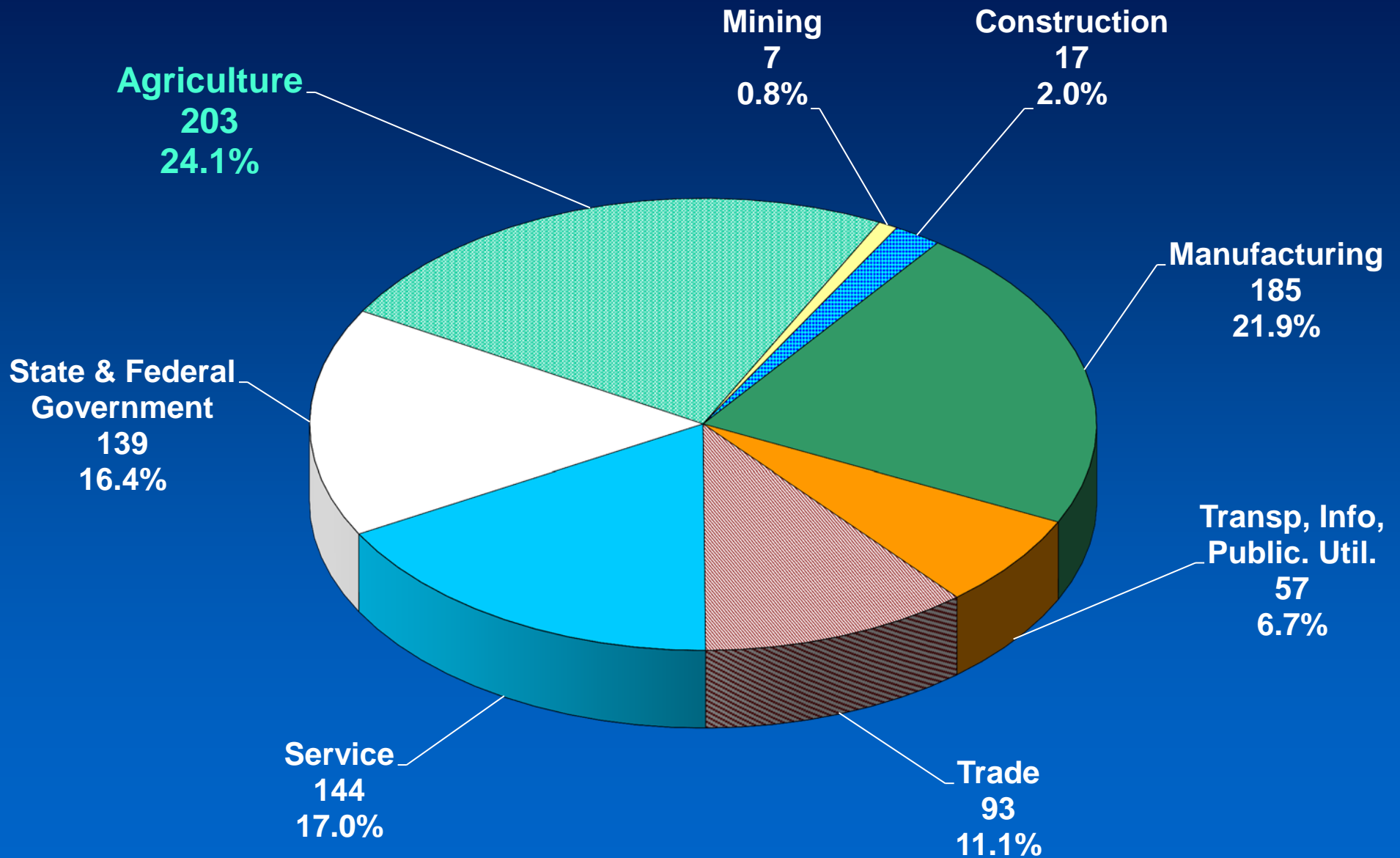
Examining the Economic Contribution County Economy Modeled

- The Center for Agribusiness and Economic Development performed an analysis of the county's economy, focusing on the role of food and fiber.
- How much of the county's total current economic output comes from food and fiber production and directly related processing? (A Snapshot of the Economy)
- What is the total (direct and indirect) *Economic Contribution* of food and fiber production and directly related industries?



Webster County Employment

Total County Employment = 845



Primary data source: IMPLAN data, compiled by Center for Agribusiness & Economic Development, UGA

An Economic Snapshot of Webster County

- How much of Webster County's total economic output comes from food and fiber production and related industries?
- AG value alone of \$30.3 million-consisting of Farm Gate Value and landscape services comprises 24.3% of the county's economy.
- AG plus directly related businesses (ex. Ag Support Services, Processing, food & fiber manufacturing, etc.) comprise 68.4% of the county's economy.



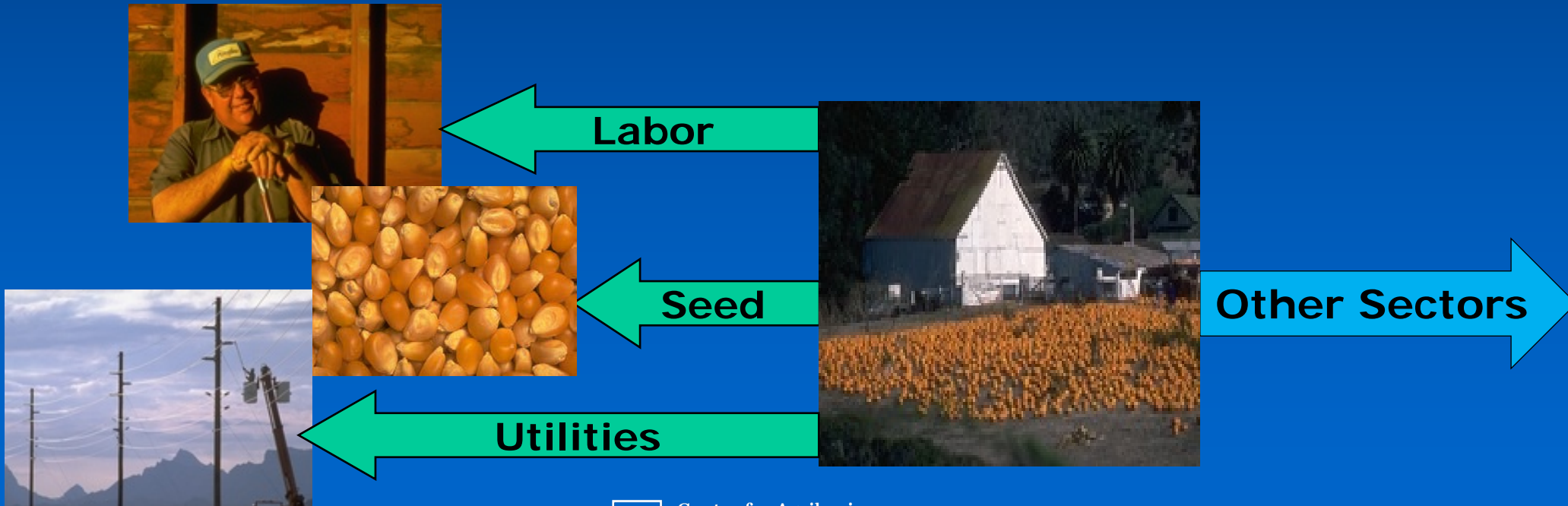
What is the Economic Contribution?

- What is the total (direct and indirect) *economic contribution* of food and fiber production and directly related industries?
- This scenario illustrates how other industries are affected by the presence of food and fiber in the county and quantifies their economic role.
- The indirect contribution measures output created by food and fiber production, processing and spending by employees of those industries



What Economic Contribution Means: A Brief Explanation

- The *contribution* numbers capture the ripple effects that food and fiber create in the county's economy. Many other sectors rely in part on the existence of food and fiber for sales.
- Further, agricultural commodities are sold to other sectors as the inputs to production.



Webster County

Agriculture *Economic Contribution*

Sector	Direct	Total
Ag + Landscape Services	30,313,484	30,313,484
Mining	0	19
Utilities	0	0
Construction	0	75,966
Manufacturing	0	5,408
Wholesale Trade	0	648,504
Retail trade	0	470,677
Transportation & Warehousing	0	498,235
Information	0	0
Finance & insurance	0	920,150
Real estate & rental	0	1,439,118
Professional- scientific & tech services	0	42,520
Management of companies	0	0
Administrative & waste services	0	0
Educational services	0	5,843
Health & social services	0	51,341
Arts-entertainment & recreation	0	13,445
Accommodation & food services	0	66,707
Other services	0	203,199
Government & non NAICS	0	714,807
TOTAL	30,313,484	35,469,425

**Total
Contribution
of Production
AG = \$35.5
million
28.4% of total
economy**

Webster County

Production Agriculture + Directly Related Industries Contribution

Sector	Direct	Total
Ag + Related Industries	85,424,145	85,424,145
Mining	0	79
Utilities	0	0
Construction	0	137,760
Other Manufacturing (not food or fiber)	0	28,280
Wholesale Trade	0	3,299,498
Retail trade	0	1,056,417
Transportation & Warehousing	0	2,515,457
Information	0	0
Finance & insurance	0	1,694,254
Real estate & rental	0	2,945,074
Professional- scientific & tech services	0	150,252
Management of companies	0	0
Administrative & waste services	0	0
Educational svcs	0	12,658
Health & social services	0	111,579
Arts- entertainment & recreation	0	86,858
Accommodation & food services	0	161,074
Other services	0	610,465
Government & non NAICS	0	1,083,796
Total	85,424,145	99,317,647

**Total
Contribution
of AG +
Related =
\$99.3 million
79.5% of total
economy**

Webster County

Production Agriculture + Directly Related Industries Employment *Contribution*

Sector	Direct	Total
Ag + Related Industries	532	532
Mining	0	0
Utilities	0	0
Construction	0	1
Other Manufacturing (not food or fiber)	0	0
Wholesale Trade	0	15
Retail trade	0	15
Transportation & Warehousing	0	19
Information	0	0
Finance & insurance	0	10
Real estate & rental	0	5
Professional- scientific & tech services	0	4
Management of companies	0	0
Administrative & waste services	0	0
Educational services	0	1
Health & social services	0	4
Arts- entertainment & recreation	0	4
Accommodation & food services	0	5
Other services	0	11
Government & non NAICS	0	5
Total	532	631

Total
Contribution
of AG + Related
Employment =
631

Accounts for
70.5% of
employment

What These Numbers Mean: A Brief Explanation

- *Direct contribution* is \$85.4 million. This includes food and fiber production, processing and directly related manufacturing.
- *Total contribution* includes related sectors and sums to \$99.3 million. This includes the captured effects of farmers (direct source) buying supplies (seed, fertilizer, work boots) from local stores. These stores must increase their output to meet demand.



What These Numbers Mean: A Brief Explanation (continued)

- As local stores increase their output, they may demand more stock from local wholesalers (also in the Trade sector). Local wholesalers demand more from local manufacturers, thus increasing activity in the Manufacturing sector.
- Local stores also hire employees to assist food and fiber and related industries. They take home wages and buy groceries at local stores, which increases demand there.



Webster County Food and Fiber Summary

- The total *economic contribution* of food and fiber production, processing and direct manufacturing is \$99.3 million.
- The total county *output* is \$124.9 million.
- Thus, food and fiber industries (directly and indirectly) account for *79.5%* of the total county output, considering the multiplier effects from direct and related industries.



Contact Information

Prepared by

Sharon P. Kane, Sr. Public Service Associate, Economist

Center for Agribusiness & Economic Development

Dr. Kent Wolfe, Director

*“Adding Value to Georgia's Agricultural Economy
Through Research and Extension”*

Check our website for more resources:

www.caed.uga.edu



Center for Agribusiness
and Economic Development
College of Agricultural & Environmental Sciences
UNIVERSITY OF GEORGIA